

RADIO & TV BASEBALL

The Major League Handbook

ICD

by Hy Turkin

50
cents

The Major League Radio & TV Guide



Schedules • Player Rosters • Records
Radio & TV Stations • Broadcasters
Action Photos • Stories • Ball Park Diagrams
Telecasters • Rules Digest • Glossary

The Radio & TV Guide for Baseball



Why “By Hy Turkin?”

Hy was the logical choice to edit **RADIO AND TV BASEBALL** because of his vast and varied experience. In radio, he first broadcast regularly over **WMIL**, Brooklyn, in 1931. On television, he has had his own weekly sports shows the past few years over **WOR-TV** and **WPIX**, New York. And he is co-author of the second best-selling baseball book of all time, “**The Official Encyclopedia of Baseball.**” The latter is recognized as the “bible” of the game, and was voted the year’s best sports book by the 300 Boys Clubs of America.

“By Hy Turkin” has been a fixture on the sports pages of the nation’s largest newspaper, the **New York Daily News**, ever since he joined its staff in 1936—fresh out of Cooper Union with the degree of Bachelor of Science in Electrical Engineering! He has covered Spring training, World Series and all other phases of baseball, besides serving two terms as Official Scorer at the Polo Grounds. In his spare time, he is a sports lecturer and magazine editor.

Radio and TV Baseball

Radio and TV Baseball

The Major League Handbook

Edited by HY TURKIN

A. S. BARNES AND COMPANY
NEW YORK

Copyright 1953 by A. S. Barnes and Company, Inc.

All rights reserved. No part of this book may be reproduced in any form, either wholly or in part, for any use whatsoever, including radio and television presentation, without the written permission of the copyright owner with the exception of a reviewer who may quote brief passages in a review printed in a magazine or newspaper.

Library of Congress Catalog Card No. 53-7003

(Manufactured in the United States of America.)

COVER PHOTO

After warming the bench most of the season, 39-year-old Johnny Mize rose to slugging heights in the 1952 World Series. In the fifth inning of the fifth game, he is shown connecting for a three-run homer—his 2,000th major league hit, counting regular season play, World Series and All-Star Games. The catcher is Brooklyn's Roy Campanella; the umpire, Babe Pinelli.

Table of Contents

	<i>Page</i>
INTRODUCTION	
How to enjoy a baseball game on radio or TV.....	7
DESCRIPTION OF THE GAME	8
DIGEST OF BASEBALL RULES	9
GLOSSARY OF TERMS	11
RADIO & TV GUIDES FOR ALL MAJOR LEAGUE CLUBS	
Including complete club rosters of players and officials; photos and biographies of sportscasters for each team; full list of stations broadcasting big league baseball games; diagrams of ballparks; playing data; pictures of managers and leading players; starting times, etc.	
AMERICAN LEAGUE	
Boston Red Sox	13
Chicago White Sox	20
Cleveland Indians	27
Detroit Tigers	34
New York Yankees	41
Philadelphia Athletics	48
St. Louis Browns	55
Washington Senators	62

NATIONAL LEAGUE

Milwaukee Braves	69
Brooklyn Dodgers	76
Chicago Cubs	83
Cincinnati Reds	90
New York Giants	97
Philadelphia Phillies	104
Pittsburgh Pirates	111
St. Louis Cardinals	118
"GAME OF THE DAY"	
Broadcasters, photo and biographies	125
Coast-to-Coast radio network	126
Standby Broadcaster	127
PICTORIAL HIGHLIGHTS OF THE 1952 BASEBALL SEASON	127
BROADCASTING CHUCKLES	150
FINAL STANDINGS OF 1952	153
DETAILS OF 1952 ALL-STAR GAME	154
SUMMARY OF 1952 WORLD SERIES	
Features and line scores of each game	155
Composite box score	157
MAJOR LEAGUE OFFICERS AND UMPIRES	158
OFFICIAL AMERICAN LEAGUE SCHEDULE FOR 1953	159
OFFICIAL NATIONAL LEAGUE SCHEDULE FOR 1953	160

How to Enjoy a Baseball Game on Radio or Television

Perhaps the above title sounds fatuous. Most sports fans would say, "Might as well write a book on 'How to Enjoy Being Happy.'" Yet there are millions of Americans to whom baseball is still something less than a way of life. For their sake, we spend these first few pages on the ABC's of the game.

You can double your enjoyment by marking a scorecard as each play unfolds. Keeping score this way gives you a greater sense of participation and furnishes a personal memento of the game.

Since TV's zoomar lens brings you each pitch and each play in full-screen splendor, you can be your own broadcaster and your own umpire! Decide whether it's a fast ball or curve, a split second before the announcer makes his call. Decide whether it's a strike or ball, safe or out, just before the umpire commits himself. This can be real fun!

Think along with the manager. Baseball is a game of mind as well as muscle. Size up each tactical situation, make a mental note whether you'd bunt or swing away, call in a pinch hitter, etc., and check your judgment against the manager's.

Televiewing can be twice as much fun if you learn to identify certain players by their stance or actions: Peanuts Lowrey's hip-wiggle at the plate, Satchel Paige's ageless shuffle, etc.

Most important of all, pick a favorite team or player. Then you can exult or wince at each hit or strikeout, each win or loss . . . and Devil take the hindmost psychiatrist who labels the whole thing as a simple case of empathy!

Description of the Game

Baseball is played by two teams of nine men each. The visiting team takes the offense (at bat) one man at a time, while the home club's nine plays defense (in the field). After three outs, the teams reverse their offensive and defensive roles, until the home team has made three outs . . . thereby completing the inning. The usual game lasts nine innings.

The playing field consists of a 90-foot square called the infield, and a larger area beyond it, called the outfield. The batter stands at one corner of the square (home plate), and the other corners are numbered counter-clockwise: first, second and third base. The two baselines which begin at the plate are extended until they reach the fence in the outfield. Everything inside the home plate right angle is fair; everything outside, foul.

Each team consists of a pitcher, catcher, first baseman, second baseman, third baseman, shortstop, left fielder, center fielder and right fielder. The pitcher stands in the middle of the square and throws the ball to the batter. The latter's object is to bat the ball fair and run around the bases, a complete circuit of which is called a "run." The team scoring the greater number of runs wins.

The game is ruled by umpires. The one stationed behind home plate primarily judges whether each pitch comes within a specified range (called a strike) or outside of it (called a ball).

PS: The umpire is never wrong . . . well, hardly ever!

Digest of Baseball Rules

A strike is a pitch which (a) Is struck at by the batter and missed, (b) Enters the strike zone, over the plate and between the levels of the batter's knees and armpits, without being struck at, (c) Is bunted foul, (d) Is batted foul with less than two strikes, (e) Hits a batter's body or clothing as he strikes at it, or (f) Is tipped by the bat and lands directly in the catcher's mitt.

A BATTER IS OUT WHEN:

- (a) His fly ball is caught,
- (b) His third strike is caught by the catcher,
- (c) He bunts foul on the third strike,
- (d) His third strike is not caught, providing there is a runner on first base and not more than one out,
- (e) He hits an infield fly before two are out and there are runners on first and second or bases loaded,
- (f) He tries to hit a third strike and the ball hits him,
- (g) After striking the ball, he intentionally strikes the ball a second time, or deflects it while running to first,
- (h) After a third strike or fair hit, he is tagged with the ball before he reaches first base, or the fielder holding the ball tags first base before the batter reaches it,
- (i) He runs outside the baseline to avoid a tag,
- (j) The fielder purposely drops his fly to set up a force play,
- (k) A preceding runner interferes with a fielder.

A BATTER BECOMES A BASERUNNER WHEN:

- (a) Four "balls" have been called by the umpire,

(b) He is struck by a pitched ball which he is not attempting to hit,

(c) The catcher interferes with him,

(d) A fair hit strikes an umpire or runner before reaching a fielder.

The batter can be called out for a variety of illegal actions. such as failing to bat in proper order, stepping from one batter's box to the other while the pitcher is in set position, etc. The baserunner is called out when tagged with the ball between bases; when he runs into a batted ball before it reaches a fielder; when he leaves a base before a fly ball is caught and the ball is returned to that base before he can come back, or when he runs out of the baseline to avoid being tagged.

Pitchers must use a legal delivery. There are 13 specified manners of deviating from this delivery, and any one of these results is a called "balk," entitling the baserunners to advance automatically one base each.

The ball becomes "dead" and runners return (or advance) to their bases without jeopardy of being put out when (a) A pitched ball touches the batter, (b) The plate umpire interferes with the catcher, (c) A balk is committed, (d) A ball is illegally batted, (e) A foul is hit and not caught on the fly, (f) Interference is called, (g) A fair hit touches a runner or umpire before reaching a fielder, (h) The coach interferes with a thrown ball, (i) The ball touches a spectator, or (j) A legal pitch hits a runner trying to score.


Glossary of Terms

- ASSIST:** Credit to fielder who helps make putout.
- BACKSTOP:** The catcher; also, screened section behind plate to keep fouls from going into grandstand.
- BAG:** First, second or third base.
- BALTIMORE CHOP:** Batted ball which bounces near plate and soars very high.
- BARNSTORM:** Post-season exhibition tour.
- BATTERY:** Pitcher and catcher.
- BEAN BALL:** Pitch thrown at batter's head; also called "duster."
- BEEF:** Vehement protest.
- BENCH:** Seat used by non-batting members of offensive team and substitutes of both teams.
- BENDER:** Curve ball.
- BIG LEAGUE:** American or National League.
- BLEACHERS:** Cheapest seats, unroofed and usually beyond the outfield.
- BLEEDER:** Lucky hit; also called "scratch hit."
- BLOOPER:** Weak fly barely beyond infield; also called "banjo hit" or "Texas Leaguer."
- BOOT:** Miss a ground ball.
- BULLPEN:** Area where substitute pitchers warm up during a game, usually fenced off bordering the outfield.
- BUSHES:** Minor leagues; also called "sticks."
- CELLAR:** Last place in league standings.
- CHAIN CLUB:** Minor league affiliate of big league team.
- CHANGE-UP:** Slow pitch thrown with same motion as fastball.
- CHOKE:** Grip a bat several inches above bottom.
- CHOKE UP:** Lose efficiency in critical situation.
- CLEANUP:** Fourth man in batting order.
- CLUTCH:** Vital situation.
- COUSIN:** Pitcher easy for a certain batter to hit.
- CRIPPLE:** Pitch following count of three balls and one or no strikes on batter.
- CROSSFIRE:** Sidearm pitch.
- CROWD:** Stand close to plate.
- CYCLE:** Single, double, triple, homer.
- DEEP:** Far from the plate.
- DIE:** To be put out, or left on base.
- DISH:** Home plate.
- DOUBLEHEADER:** Two games for price of one.
- DRAG BUNT:** Ball lightly hit by bat which is pulled back slowly at time of impact.
- DUSTER:** See "bean ball."
- ERROR:** Misplay by fielder which prolongs life of batter or baserunner or allows runner to advance.
- FAN:** Rooter; also, to strike out.
- FIELDER'S CHOICE:** Throw to retire runner when there is chance to retire batter.
- FIREMAN:** Relief pitcher.
- FLAG:** Pennant emblematic of league championship.
- FOOT IN BUCKET:** Batter's forward foot away from line of pitch.

FOUR-FOR-O: Four trips to the plate and nothing but outs to show.
FULL COUNT: Three balls, two strikes.
FUNGO: Player throws ball into air and bats it himself.
GARDEN: Outfield.
GATE: Paid attendance.
GOAT: Player guilty of serious lapse.
GOPHER BALL: Pitch hit for homer.
GRAND SLAM: Homer with bases loaded.
GRAPEFRUIT LEAGUE: Spring training games.
GROOVE: Middle of strike zone.
HILL: Pitcher's box; also called rubber, mound or slab.
HIT-AND-RUN: Play in which runner breaks with pitch, drawing fielder to bag, whereupon batter drives ball through space vacated by this fielder.
HOMER: Home run; also, umpire favoring home team.
HOOK: Curve ball.
HOP: Sudden rise taken by fast ball.
HORSEHIDE: The baseball.
HOT CORNER: Third base.
JOCKEY: Player who taunts opposition.
KEystone: Second base.
KICK: Same as "beef;" also, same as "boot."
KNUCKLER: Pitch thrown with knuckles or fingertips gripping ball.
LEADOFF: First batter.
LEG HITTER: Player who gets most of his hits by beating out grounders.
LINE DRIVE: Solidly hit ball traveling almost parallel to ground.
MEAT HAND: Hand not wearing glove.
MONKEY SUIT: Uniform.
MUFF: To drop a ball.
NAIL: Put out a runner.

NINE: Baseball team.
ON DECK: Player in circle near plate, waiting to succeed current batter.
PASS: Base on balls.
PAYOFF PITCH: Pitch following 3-2 count against batter.
PICKOFF: Catch runner off base with sudden throw from pitcher or catcher.
PINCH HITTER: Substitute batter.
PITCHOUT: Wide pitch purposely thrown to foil batter or advancing runner.
POP-UP: Short, high fly.
PORTSIDER: Lefthander; also called "southpaw."
RABBIT BALL: Lively ball.
RAINCHECK: Ticket stub good for admission to later game in case rain halts play before 4½ innings are over.
RECEIVER: Catcher.
RELIEVER: Substitute pitcher.
RHUBARB: Same as "beef."
ROCK: Stupid play.
ROOKIE: First-year player.
ROLLER: Slow grounder.
RUN-AND-HIT: Runner breaks with delivery and batter is committed to strike at ball.
SACK: Base.
SCREWBALL: Zany player; also, delivery which breaks opposite way from normal curve.
SHUTOUT: Scoreless.
SQUEEZE: Play in which batter tries to score man from third with sacrifice bunt.
SWINGING BUNT: Hard swing which tops ball and makes it dribble like bona fide bunt.
TEE OFF: Hit hard.
WARMUP: Practice before regular game.

Boston Red Sox



LOU BOUDREAU, *Manager*

Thomas A. Yawkey—President

Joseph E. Cronin—Vice-President,
Treasurer and General Manager

Frederick W. DeFoe—Secretary

Hiram W. Mason—Assistant Treasurer

John J. Murphy—

Director, Minor League Operations

Thomas B. Dowd—Traveling Secretary

Richard H. O'Connell—

Director, Park Operations

Larry Woodall—

Director, Public Relations

Hedley Osmond—Park Superintendent

Cornelius Sullivan—Groundskeeper

Dr. Timothy A. Lamphier—
Club Physician

John P. Fadden—Trainer

John Orlando—Equipment Manager

Larry Foley—Batboy

Robert Donovan—Visiting Batboy

Frank Fallon—

Public Address Announcer

Roy Mumpton—Club Statistician

BOSTON RED SOX

Manager—Lou Boudreau (No. 4). Coaches—Earle Combs (41), Oscar Melillo (42), George Susce (43), Paul Schreiber (45), Bill McKechnie (40).

In Service—Dick Brodowski, Leo Kiely, Karl Olson, Faye Throneberry, Norm Zauchin, Ted Williams.

No.	Players	B	T	Ht	Wt	Date & Place of Birth	1952 Club	G	W—L	ERA
PITCHERS										
26	Brickner, Ralph	R	R	6'3½"	215	5/ 2/26—Cincinnati, Ohio	{ Louisville	6	2— 2	2.36
							{ Boston	14	3— 1	2.18
12	Brown, Hector	R	R	6'2"	182	12/11/24—Greensboro, N. C.	Chicago	24	2— 3	4.25
29	Delock, Ivan	R	R	5'11"	175	11/11/29—Highland Park, Mich.	{ Louisville	2	2— 0	2.25
							{ Boston	39	4— 9	4.26
25	Flowers, Bennett	R	R	6'4"	195	6/15/27—Goldsboro, N. C.	{ Birmingham	10	2— 6	4.88
							{ San Diego	26	11—10	3.18
							{ Boston	4	1— 0	3.21
23	Freeman, Hershel	R	R	6'3"	220	7/ 1/28—Gadsden, Ala.	{ Louisville	38	8— 7	2.92
39	Grissom, Marvin	R	R	6'3"	195	3/ 31/18—Los Molinos, Cal.	Chicago	28	12—10	3.74
24	Henry, William	L	L	6'2"	180	10/15/27—Alice, Texas	{ San Diego	17	7— 9	3.59
							{ Boston	13	5— 4	3.86
18	Herrin, Thomas	R	R	6'3"	190	9/12/29—Shreveport, La.	Louisville	28	10—12	4.15
27	Holcombe, Kenneth	R	R	5'11½"	169	8/23/18—Burnsville, N. C.	{ Chic.-St. L.	19	0— 7	5.30
							{ Louisville	9	5— 2	3.86
20	Hudson, Sidney	R	R	6'4"	180	1/ 3/18—Olive Springs, Tenn.	{ Washington	7	3— 4	2.71
							{ Boston	21	7— 9	3.63
44	Kennedy, William	L	L	6'2½"	190	3/14/21—Carnesville, Ga.	Chicago	47	2— 2	2.79
16	Kinder, Ellis	R	R	6'	195	7/26/14—Atkins, Ark.	Boston	23	5— 6	2.57
19	McDermott, Maurice	L	L	6'3½"	170	8/29/28—Poughkeepsie, N. Y.	Boston	30	10— 9	3.72
28	McWilliams, Stanley	R	R	6'3"	195	11/ 3/27—Vallejo, Cal.	Albany	29	6— 7	3.55
21	Nixon, Willard	L	R	6'2"	195	6/17/28—Lindale, Ga.	Boston	23	5— 4	4.85
17	Parnell, Melvin	L	L	6'	180	6/13/22—New Orleans, La.	Boston	33	12—12	3.62
34	Uhaze, George	R	R	5'11"	180	2/19/29—Trenton, N. J.	Albany	31	18—10	2.13
15	Werle, William	L	L	6'2"	192	12/21/22—Oakland, Cal.	Pitts.-St.L(N)	24	1— 2	5.23

No.	Players	B	T	Ht	Wt	Date & Place of Birth	1952 Club	G	HR	RBI	BA
CATCHERS											
11	Niarhos, Constantine	R	R	6'	165	12/ 6/21—Birmingham, Ala.	Boston	29	0	4	.103
22	White, Samuel	R	R	6'3"	195	7/ 7/28—Wenatchee, Wash.	Boston	115	10	49	.281
33	Wilber, Delbert	R	R	6'2½"	200	2/24/19—Lincoln Park, Mich.	Boston	47	3	23	.267
INFIELDERS											
2	Bolling, Milton	R	R	6'1"	180	8/ 9/30—Mississippi City, Miss.	{ Birmingham Boston	94 11	8 1	32 3	.250 .222
38	Consolo, William	R	R	5'11"	180	8/18/34—Los Angeles, Cal.	Free Agent	—	—	—	—
3	Gernert, Richard	R	R	6'3"	210	9/12/29—Reading, Pa.	{ Louisville Boston	19 102	4 19	16 67	.315 .243
10	Goodman, William	L	R	5'11"	162	3/22/26—Concord, N. C.	Boston	138	4	56	.306
1	Kell, George	R	R	5'9"	175	8/23/22—Swifton, Ark.	{ Detroit Boston	39 75	1 6	17 40	.296 .319
12	Lepcio, Thaddeus	R	R	5'10½"	177	7/28/30—Utica, N. Y.	Boston	84	5	26	.263
6	Lipon, John	R	R	5'11"	170	11/10/22—Martin's Ferry, Ohio	Detroit-Bos.	118	0	30	.211
14	Merson, John	R	R	5'11"	175	1/17/24—Elk Ridge, Md.	Pittsburgh	111	5	38	.246
8	Richter, Allen	R	R	6'	175	2/ 7/28—Norfolk, Va.	San Diego	152	1	61	.248
OUTFIELDERS											
7	DiMaggio, Dominic	R	R	5'9"	160	2/12/18—San Francisco, Cal.	Boston	128	6	33	.294
31	Evers, Walter	R	R	6'2"	185	2/ 8/21—St. Louis, Mo.	Detroit-Bos.	107	14	59	.264
37	Piersall, James	R	R	6'	175	11/ 4/29—Waterbury, Conn.	{ Boston Birmingham	56 18	1 1	16 10	.267 .339
36	Stephens, G. Eugene	L	R	6'3"	175	1/20/33—Gravette, Ark.	{ Albany Louisville Boston	35 60 21	3 3 0	19 17 5	.177 .282 .226
30	Vollmer, Clyde	R	R	6'1"	190	9/24/21—Cincinnati, Ohio	Boston	90	11	50	.264
35	Wilson, Archie	R	R	6'	175	11/25/23—Los Angeles, Cal.	{ N. Y.-Wash. Boston	29 18	0 0	15 2	.214 .263
32	Zarilla, Allen	L	R	5'11"	180	5/ 1/20—Los Angeles, Cal.	{ Chi.-St. L. Boston	87 21	3 2	16 8	.236 .183

Red Sox Broadcasting Program

TELEVISION

Stations WBZ-TV (Ch. 4) and WNAC-TV (7) in Boston will telecast all home games, except those with the Browns.

A limited number of games will be carried by station WJAR-TV (11), Providence, R. I. All Boston games to be simulcast by Curt Gowdy, Tom Hussey and Bob DeLaney.

RADIO

All home and road games will be broadcast over Boston station WHDH; also over a New England network, the full list including:

WHDH	Boston, Mass.	WSYB	Rutland, Vermont
WALE	Fall River, Mass.	WDEV	Waterbury, Vermont
WEIM	Fitchburg, Mass.	WWSR	St. Albans, Vermont (daytime)
WHA1	Greenfield, Mass.	WABM	Houlton, Maine
WHYN	Holyoke-Springfield, Mass.	WAGM	Presque Isle, Maine
WNBH	New Bedford, Mass.	WMUR	Manchester, N. H.
WOCB	Hyannis, Mass.	WEAN	Providence, R. I.
WNLC	New London, Conn.	WBRK	Pittsfield, Mass
WWCO	Waterbury, Conn.	WNEB	Worcester, Mass.
WFAU	Augusta, Maine	WONS	Hartford, Conn.
WCOU	Lewiston-Auburn, Maine	WELI	New Haven, Conn.
WIDE	Biddeford, Maine	WKNE	Keene, N. H.
WPOR	Portland, Maine	WABI	Bangor, Maine
WLNH	Laconia, N. H.	WMOU	Berlin, N. H.
WHEB	Portsmouth-Dover, N. H. (daytime)	WJOY	Burlington, Vermont
		WTSL	Hanover, N. H.
		WTSA	Brattleboro, Vermont

Red Sox Announcers



CURT GOWDY—Now 33, Curt heads Red Sox broadcast staff. He won a dozen letters in three sports at U. of Wyoming, was All-Conference basketball forward in 1941. Entered Air Corps after graduation, but incurred spinal injury and was discharged. Started sportscasting in his home town of Cheyenne, Wyo., then switched to Oklahoma City for broadcasts of college sports and Texas League baseball. Moved to Yankee radio and TV berth 1949-50, thence to Boston, where he was instant hit.



TOM HUSSEY—Native of Marblehead, Mass., Tom moved South, entered U. of Florida in 1927 and made radio debut as singer there 1928. After some years of sportscasting in Florida, he returned to New England in 1935 and joined Yankee Network for sports and commercial announcing. Has broadcast Red Sox play-by-play since 1938, and shared telecasting of first screened World Series, 1948.




BOB DeLANEY—At age of 17, Bob had first radio job at WTHT, Hartford, Conn. Quit to enroll at Syracuse U., where he doubled as staff announcer over WFBL. Entered Service in 1943, served on Gen. MacArthur's staff and wrote, produced and announced several Army Hour shows over NBC network. Returned to college in 1946 and resumed announcing. Joined WHDH in Boston the next year, and did such a good job on college football broadcasts that he was soon promoted to big league baseball.

Red Sox Leaders, 1952

**Indicates league leader*



BILLY GOODMAN



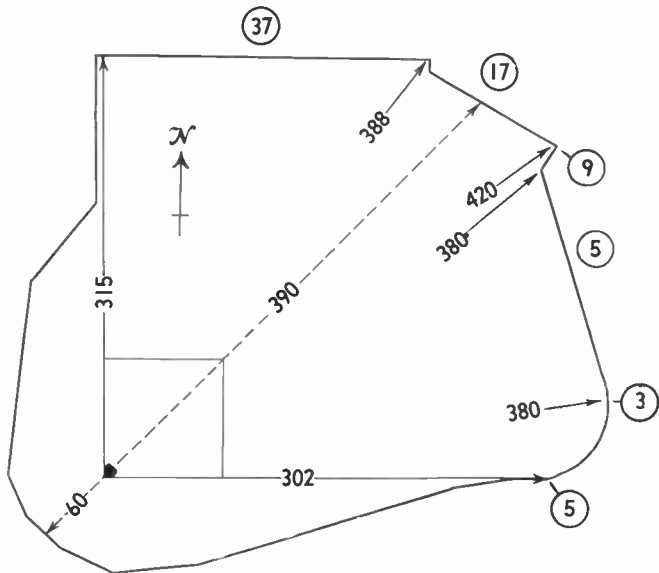
MEL PARNELL

BATTING

Games—Goodman, 138
At bat—Goodman, 513
Runs—DiMaggio, 81
Hits—Goodman, 157
Doubles—Goodman, 27
Triples—Evers, Vollmer, 4
Homers—Gernert, 19
Total bases—Goodman, 202
Batting average—Kell, .319
RBI—Gernert, 67
Struck out—Gernert, 83
Walks—DiMaggio, 57
Sacrifices—Goodman, 14
Stolen bases—Throneberry, 16
Caught stealing—DiMaggio, 8
Hit by pitcher—Gernert, 5

PITCHING

Games—Delock, 39
innings pitched—Parnell, 214
Games started—Parnell, 29
Complete games—Parnell, 15
Won—Parnell, 12
Lost—Parnell, 12
W-L Pct.—Trout, .529
ERA—Parnell, 3.62
Shutouts—Parnell, 3
Strikeouts—McDermott, 117
Bases on balls—McDermott, 92
Hits—Parnell, 207
Runs—Parnell, 94
Homers—McDermott, 14
Wild pitches—Parnell, 5
Hit batsmen—Parnell, 5



Fenway Park

(Numbers inside ballpark indicate distance from plate in feet)

(Numbers inside circles indicate height of fences in feet)

Home of:

Boston Red Sox AL
since 1912.

Location:

Van Ness St. (1B)
Jersey St. (3B)
Lansdowne St. (LF)
Ipswich St. (RF)

Telephone:

Copley 7-2525.

Seating Capacity:

34,822.

Record crowd:

41,766 vs. N.Y. (2),
Aug. 12, 1934.

Season attendance record:

1,596,650 in 1949.

Starting times:

2 PM days, 8:30 nights,
1:30 doubleheaders.

CHICAGO WHITE SOX

Manager—Paul Richards (No. 22). Coaches—Roger Cramer (28), Ray Berres (44), Luman Harris (40).

In Service—Joseph Kerrene.

No.	Players	B	T	Ht	Wt	Date & Place of Birth	1952 Club	G	W-L	ERA
PITCHERS										
59	Aloma, Louis	R	R	6'	180	7/23/23—Havana, Cuba	Chicago	25	3-1	4.28
18	Byrne, Thomas	L	L	6'1"	182	12/31/19—Baltimore, Md.	St. Louis	29	7-14	4.68
29	Dobson, Joseph	R	R	6'2"	190	1/20/17—Durant, Okla.	Chicago	29	14-10	2.51
12	Dorish, Harry	R	R	5'11"	206	7/13/23—Swoyerville, Pa.	Chicago	39	8-4	2.47
56	Fornieles, Miguel	R	R	5'11"	155	1/18/32—Havana, Cuba	{Havana	40	14-12	2.66
							{Washington	4	2-2	1.38
25	Grimsley, Ross	L	L	6'	175	6/4/24—Americus, Kansas	Memphis	35	4-7	4.65
35	Harrist, Earl	R	R	6'	178	8/20/20—Dubach, La.	St. Louis	36	2-8	4.00
	2 Hudson, Hal	L	L	5'10"	175	5/4/27—Grosse Pt., Mich.	Toronto	35	11-8	3.66
36	Hurd, Tom	R	R	5'9"	160	5/27/24—Waterloo, Iowa	Memphis	32	12-12	3.80
75	Johnson, Connie	R	R	6'4"	200	12/27/22—Stone Mt., Ga.	Colorado Sp.	30	18-9	3.38
48	Keegan, Robert	R	R	6'2½"	207	8/4/22—Rochester, N. Y.	Syracuse	35	20-11	2.64
24	Keriazakos, Gus	R	R	6'3½"	195	7/28/31—West Orange, N. J.	{Seattle	8	1-1	7.83
							{Colo. Spgs.	20	6-5	5.28
23	Kretlow, Louis	R	R	6'2"	190	6/27/23—Apache, Okla.	Chicago	19	4-4	2.96
19	Pierce, William	L	L	5'10"	155	4/2/27—Detroit, Mich.	Chicago	33	15-12	2.53
35	Rogovin, Saul	R	R	6'2"	205	10/10/23—Brooklyn, N. Y.	Chicago	33	14-9	3.84
20	Sucheck, James	R	R	6'	185	8/25/26—Chicago, Ill.	Memphis	30	14-7	3.62

No.	Players	B	T	Ht	Wt	Date & Place of Birth	1952 Club	G	HR	RBI	BA
CATCHERS											
47	Johnson, Darrell	R	R	6'1"	178	8/25/28—Ord, Nebr.	St. L.-Chi.	51	0	10	.226
45	Lollar, Sherman	R	R	6'	180	8/23/24—Durham, N. C.	Chicago	132	13	50	.240
15	Sheely, Hollis	L	R	6'1"	200	11/26/22—Spokane, Wash.	Chicago	36	0	3	.240
32	Wilson, Robert	R	R	6'	200	3/ 7/29—Milwaukee, Wis.	Seattle	155	7	75	.297
INFIELDERS											
33	Boyd, Robert	L	L	5'9"	167	10/ 1/26—Potts Camp, Miss.	Seattle	161	3	75	.320
17	Carrasquel, Alfonso	R	R	6'	170	1/23/28—Caracas, Venezuela	Chicago	100	1	42	.248
16	Dente, Samuel	R	R	5'11"	172	4/26/23—Harris, N. J.	Chicago	62	0	11	.221
10	Esposito, Samuel	R	R	5'9"	165	12/15/31—Chicago, Ill.	Chicago	1	0	0	.250
8	Fain, Ferris R.	L	L	5'11"	186	3/29/22—San Antonio, Tex.	Philadelphia	145	2	59	.327
26	Fox, J. Nelson	L	R	5'8"	150	12/25/27—St. Thomas, Pa.	Chicago	152	0	39	.296
	6 Krsnich, Rocco	R	R	6'	170	12/ 4/28—West Allis, Wis.	{Seattle	118	1	58	.295
							{Chicago	40	1	15	.231
79	Landenberger, Kenneth	L	L	6'3"	200	7/29/28—Lyndhurst, Ohio	Colo. Spgs.	149	26	133	.315
	3 Marsh, Fred	R	R	5'10"	180	1/ 5/24—Valley Falls, Kans.	Wash.-St. L.	96	2	28	.258
38	Stephens, Vern	R	R	5'10½"	185	10/23/20—McAllister, N. M.	Boston	92	7	44	.254
27	Wilson, Robert	R	R	5'10"	178	7/23/26—Goldsboro, N. C.	Indianapolis	126	1	36	.269
38	York, Earl	L	L	6'2"	205	10/20/26—Dallas, Tex.	Tulsa	157	15	101	.307
OUTFIELDERS											
14	Mele, Sabath	R	R	6'1"	187	1 21/23—Astoria, N. Y.	Wash.-Chi.	132	16	69	.259
9	Minoso, Orestes	R	R	5'10"	175	11/29/23—Havana, Cuba	Chicago	147	13	61	.281
49	Nicholas, Donald	L	R	5'7"	150	10/30/30—Phoenix, Ariz.	Memphis	136	5	49	.280
39	Rivera, Manuel	L	L	6'	196	7 22/22—Brooklyn, N. Y.	St. L.-Chi.	150	7	48	.253
7	Stewart, Edward	L	R	5'11"	170	6/15/16—Sacramento, Cal.	Chicago	92	5	30	.267
37	Wilson, William	R	R	6'2"	200	11/ 6/28—Central City, Nebr.	Service	—	—	—	—
5	Wright, Thomas	L	R	5'11½"	180	9/22/23—Rutherfordton, N. C.	St. L.-Chi.	89	2	27	.253

Chicago White Sox



PAUL RICHARDS, *Manager*

Grace R. Comiskey—President
Charles A. Comiskey II—Vice-President
Dorothy C. Rídney—
Secretary, Treasurer
Frank C. Lane—General Manager
John C. Bellion—Assistant Secretary
John D. Rídney—
Director of Minor League Clubs
Frank McMahon—Traveling Secretary
Ed Short—Press and Promotion
Thomas J. Maloney—Ticket Manager

John Mostil—Field Supervisor
Don Unferth—
Assistant to Minor Leagues' Director
Glen C. Miller—
Secretary of Minor League Clubs
Mush Esler—Trainer
Sharkey Colledge—Equipment Manager
Theodore Johnson –
Public Address Announcer
Eugene Bossard—Groundskeeper
Dr. John Claridge—Club Physician

White Sox Broadcasting Program

TELEVISION

All home games, except night games, to be telecast over Chicago station WGN-TV (Ch. 9). Jack Brickhouse is the telecaster, assisted by Harry Creighton.

RADIO

Bob Elson to broadcast all home and road games over Chicago station WCFL, assisted by John Wells.

WGEZ Beloit, Wisc.

WCFL Chicago, Ill.

WTVB Coldwater, Mich.

WKJG Fort Wayne, Ind.

WPRC Lincoln, Ill.

WISC Madison, Wisc.

WWOC Manitowoc, Wisc.

WMRI Marion, Ind.

WNAM Neenah, Menasha, Wisc.

WCMY Ottawa, Ill.

WPEO Peoria, Ill.

WHOT South Bend, Ind.

WDOR Sturgeon Bay, Wisc.

WSTR Sturgis, Mich.

WKAM Warsaw, Ind.

WSAU Wausau, Wisc.

White Sox Announcers



BOB ELSON—Has broadcast more World Series (15) and All-Star football games (8) than any other announcer. In his 20 years on the air, he has covered just about every sport, and doubles in non-sports network shows. Quick thinker on his feet, fine interviewer and unmatched in re-creation of games. Navy veteran. Popular Chicagoan, receiving almost 50,000 letters a year. Proud father of two little girls.



HARRY CREIGHTON—Now 41, Harry has worked as a radio announcer ever since a script was accidentally thrown into his hands 10 years ago. He has broadcast sports and special events over WGN 10 years, WGN-TV for six.

(Note: At press time, photo was not available of John Wells, former Liberty Network play-by-play artist, who was about to sign as aide to Bob Elson in radio broadcasts of the White Sox games.)



JACK BRICKHOUSE—Turned sports announcer 19 years ago, at the age of 18, in Peoria, Ill. Began with broadcasting Bradley Tech basketball, now does baseball telecasts for both Cubs and White Sox, plus football and other sports.

White Sox Leaders, 1952

**Indicates league leader*



NELSON FOX



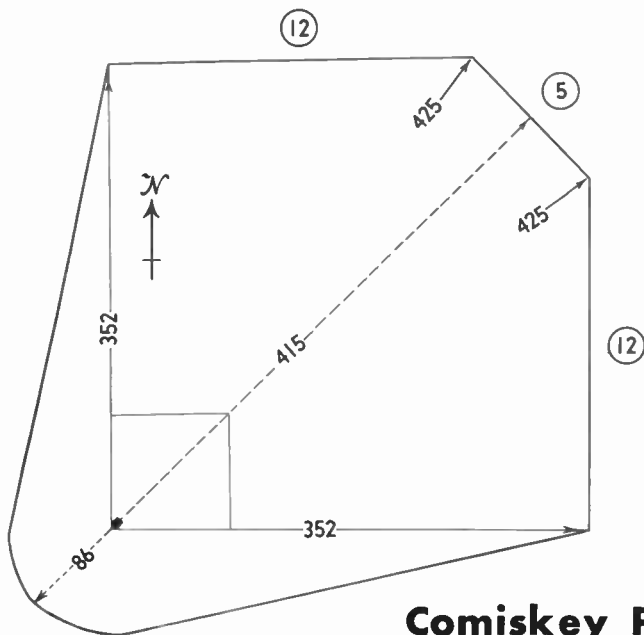
BILLY PIERCE

BATTING

Games—Robinson, 155
At bat—Fox, 648 (*)
Runs—Minoso, 96
Hits—Fox, 192 (*)
Doubles—Robinson, 33
Triples—Fox, 10
Homers—Robinson, 22
Total bases—Robinson, 277
RBI—Robinson, 104
Batting average—Fox, Robinson, .296
Struck out—Robinson, 49
Walks—Minoso, 71
Sacrifices—Fox, 15
Stolen bases—Minoso, 22 (*)
Caught stealing—Minoso, 16 (*)
Hit by pitcher—Minoso, 14 (*)

PITCHING

Games—Kennedy, 47 (*)
Innings pitched—Pierce, 255
Games started—Pierce, Rogovin, 18
Complete games—Pierce, 14
Won—Pierce, 15
Lost—Pierce, Stobbs, 12
W-L Pct.—Rogovin, .609
ERA—Dobson, 2.51
Shutouts—Pierce, 4
Strikeouts—Pierce, 144
Bases on balls—Grissom, Pierce,
Rogovin, 79
Hits—Rogovin, 224
Runs—Rogovin, 104
Homers—Rogovin, 14
Wild pitches—Grissom, 5
Hit batsmen—Stobbs, 5



Comiskey Park

(Numbers inside ballpark indicate distance from plate in feet)

(Numbers inside circles indicate height of fences in feet)

Home of:

Chicago White Sox AL
since 1910.

Location:

W. 35th St. (1B)
S. Shields Ave. (3B)
W. 34th Pl. (LF)
S. Wentworth Ave. (RF)

Telephone:

WAGner 4-1000.

Seating capacity:

46,550.

Record crowd:

53,940 vs. N.Y. (night),
June 8, 1951.

Season attendance record:

1,328,234 in 1951.

Starting times:

1:30 PM days, 8:30 nights,
6 PM twi-nights.

Cleveland Indians



AL LOPEZ, Manager

Myron H. Wilson Jr.—President
George A. Medinger—Vice-President
Donald W. Hornbeck—Secretary
Harold McLaughlin—
Assistant Secretary
Harry E. Small—Treasurer
Hank Greenberg—General Manager
Nate Dolin—
Director of Stadium Operations
Nate Wallack—
Public Relations Director
Harrison Dillard—
Public Relations Assistant

Harold Goldstein—Traveling Secretary
Mike McNally—Director of Farm Clubs
Laddie Placek—Director of Scouts
Wally Bock—Trainer
Les Robinson—Clubhouse Custodian
Steve Spaeth—Batboy
Dr. Donald A. Kelly—Club Physician
Jack Cresson—
Public Address Announcer
Emil Bossard—Groundskeeper
Edna Jameson—Ticket Manager

CLEVELAND INDIANS

Manager—Al Lopez (No. 10). Coaches—Tony Cuccinello (44), Mel Harder (43), Red Kress (42), Bill Lobe (40).
In Service—Harold Saltzman, Leroy Wheat, Stuart Locklin, Harold Narragon.

No.	Players	B	T	Ht	Wt	Date & Place of Birth	1952 Club	G	W-L	ERA
PITCHERS										
17	Aber, Albert	L	L	6'2"	195	7/31/27—Cleveland, Ohio	Service	—	—	—
6	Abernathie, William	R	R	5'10"	190	1/30/30—Torrance, Cal.	Indianapolis	34	11-9	5.27
12	Brissie, Leland	L	L	6'4"	215	6/ 5/24—Anderson, S. C.	Cleveland	42	3-2	3.47
17	Chakales, Robert	R	R	6'	185	8/10/27—Asheville, N. C.	{ Indianapolis	30	10-6	5.18
							{ Cleveland	5	1-2	9.72
19	Feller, Robert	R	R	6'1"	185	11/ 3/18—Van Meter, Iowa	Cleveland	30	9-13	4.73
25	Garcia, Edward	R	R	6'1"	200	11/17/23—San Gabriel, Cal.	Cleveland	46	22-11	2.37
27	Gromek, Stephen	L-R	R	6'1"	195	1/15/20—Hamtramck, Mich.	Cleveland	29	7-7	3.66
20	Harris, Maurice	L	L	6'	185	1/30/17—New York, N. Y.	Cleveland	29	3-0	4.60
30	Hooper, Robert	R	R	5'11"	195	5/30/22—Ontario, Can.	Philadelphia	43	8-15	5.19
26	Hoskins, David	L	R	6'1"	180	8/ 3/25—Greenwood, Miss.	Dallas	35	22-10	2.12
22	Jones, Samuel	R	R	6'4"	200	12/14/25—Stewartsville, Ohio	{ Indianapolis	5	4-0	3.08
							{ Cleveland	14	2-3	7.25
21	Lemon, Robert	L	R	6'	185	9/22/20—San Bernardino, Cal.	Cleveland	42	22-11	2.50
36	Narleski, Raymond	R	R	6'1"	175	11/25 28—Camden, N. J.	Indianapolis	41	11-15	4.67
26	Santiago, Jose	R	R	5'10"	175	4/ 9/29—Coamo, Puerto Rico	Dallas	25	14-7	2.84
29	Weik, Richard	R	R	6'3½"	180	11/17/27—Waterloo, Iowa	Service	—	—	—
28	Wilks, Theodore	R	R	5'9½"	195	11/13 15—Fulton, N. Y.	Pitts.-Cleve.	51	5-5	3.64
24	Wynn, Early	L-R	R	6'	195	1/ 6/20—Hartford, Ala.	Cleveland	42	23-12	2.90

No.	Players	B	T	Ht	Wt	Date & Place of Birth	1952 Club	G	HR	RBI	BA
CATCHERS											
15	Aylward, Richard	R	R	6'	190	6/ 4/25—Baltimore, Md.	Dallas	114	6	40	.285
	4 Hegan, James	R	R	6'2"	195	8/ 3/20—Lynn, Mass.	Cleveland	112	4	41	.225
18	Tipton, Joseph	R	R	5'11"	185	2/18/23—Copperhill, Tenn.	†Philadelphia }Cleveland	23 43	3 6	8 22	.191 .248
INFELDERS											
	1 Avila, Roberto	R	R	5'10"	175	6/ 7/26—Vera Cruz, Mex.	Cleveland	150	7	45	.300
	8 Boone, Raymond	R	R	6'1½"	188	7/27/23—San Diego, Cal.	Cleveland	103	7	45	.263
	9 Easter, Luscious	L	R	6'4"	235	8/ 4/21—St. Louis, Mo.	{Indianapolis }Cleveland	14 127	6 31	12 97	.340 .263
	6 Glynn, William	L	L	5'11½"	195	1/30/26—Sussex, N. J.	{Sacramento }Cleveland	106 44	12 2	55 7	.303 .272
11	Hansen, Douglas	R	R	6'	175	12/16/28—Los Angeles, Cal.	Service	—	—	—	—
16	Macko, Joseph	R	R	6'2"	195	2/19/28—Port Clinton, Ohio	Dallas	142	16	93	.272
	5 Majeski, Henry	R	R	5'9"	180	12/13/16—Staten Island, N. Y.	Phila.-Cleve.	70	2	29	.269
11	Malmberg, Harry	R	R	6'1"	170	7/31/26—Fairfield, Ala.	Indianapolis	152	1	60	.287
	7 Rosen, Albert	R	R	5'10½"	180	3/ 1/25—Spartanburg, S. C.	Cleveland	148	28	105	.302
	2 Strickland, George	R	R	6'1"	180	1/10/26—New Orleans, La.	{Pittsburgh }Cleveland	76 31	5 1	22 8	.177 .216
OUTFIELDERS											
23	Adams, Herbert	L	L	5'8"	160	4/14/28—Hollywood, Cal.	Service	—	—	—	—
14	Doby, Lawrence	L	R	6'1"	182	12/13/24—Camden, S. C.	Cleveland	140	32	104	.276
15	Fridley, James	R	R	6'2"	205	9/ 6/25—Philippi, W. Va.	{Indianapolis }Cleveland	29 62	1 4	14 16	.235 .251
33	Kennedy, Robert	R	R	6'2"	190	8/18/20—Chicago, Ill.	Cleveland	22	0	12	.300
16	Lemon, James	R	R	6'4"	200	3/23/28—Covington, Va.	Service	—	—	—	—
34	Lutz, Michael	R	R	6'1"	204	8/27/29—Yukon, Pa.	Reading	116	23	93	.321
	3 Mitchell, Dale	L	L	6'1"	195	8/23/21—Colony, Okla.	Cleveland	134	5	58	.323
32	McCosky, W. Barney	L	R	6'1"	186	4/11/18—Detroit, Mich.	Cleveland	54	1	6	.213
23	Pope, David	L	R	5'10"	168	6/17/25—Talladega, Ala.	Indianapolis	126	13	79	.352
35	Simpson, Harry	L	R	6'1½"	175	12/ 3/25—Atlanta, Ga.	Cleveland	146	10	65	.266
22	Smith, Alphonse	R	R	6'1½"	191	2/ 7/28—Kirkwood, Mo.	Indianapolis	136	20	69	.288
31	Westlake, Waldon	R	R	6'	195	11/ 8/20—Gridley, Cal.	{St. L.-Cinn.(N) }Cleveland	80 29	3 1	24 9	.206 .232

Indians Broadcasting Program

TELEVISION

All home games except the ones against St. Louis are scheduled to be telecast over Cleveland station WXEL (Ch. 9). Red Jones and Bob Neal share the broadcast.

RADIO

All home and road games, except the ones with St. Louis, will be broadcast over Cleveland station WERE by Jack Graney and Jim Dudley. They are to be assisted by Al Hoegler in a radio network covering the following:

WAKR	Akron, Ohio	WFRO	Fremont, Ohio
WFAH	Alliance, Ohio	WLMA	Lima, Ohio
WATG	Ashland, Ohio	WMOA	Marietta, Ohio
WICA	Ashtabula, Ohio	WMVO	Mount Vernon, Ohio
WTRF	Bellaire, Ohio	WCLT	Newark, Ohio
WHBC	Canton, Ohio	WLEC	Sandusky, Ohio
WERE	Cleveland, Ohio	WSTV	Staubenville, Ohio
WVKO	Columbus, Ohio	WWST	Wooster, Ohio
WTNS	Coshocton, Ohio	WBBW	Youngstown, Ohio
WONW	Defiance, Ohio	WERC	Erie, Pa.
WJER	Dover, Ohio	WMGW	Meadville, Pa.
WOHI	East Liverpool, Ohio	WFCB	Dunkirk, N. Y.
WEOL	Elyria, Ohio	WJTN	Jamestown, N. Y.
WFIN	Findlay, Ohio	WJLL	Niagara Falls, N. Y.
WFOB	Fostoria, Ohio		

Indian Announcers



NICHOLAS I. (RED) JONES—Having umpired 21 years in pro ball, six of them in the A.L., Red was used as a mediator to interview 20 announcers trying out for the Indians' telecasting job last year. His ready knowledge of the game, vibrant personality and general appearance overshadowed the candidates so completely, the sponsors pulled a switch and hired him!



JACK GRANNEY—Another of the legion of former big league ballplayers who made good on the airwaves is this native Canadian, who played more than 1,400 games in the Indians' outfield from 1908 through 1922. He'll be 67 years old on June 10; a real fixture in Cleveland.



BOB NEAL—Though bearing quite a reputation as a football announcer, with added experience as a hockey and basketball broadcaster, Bob gave up his job as manager of rival station WERE last season to sign a two-year contract as the Indians' telecaster. Still does football in the CBS roundup each Saturday in the Fall. This Ohio State alumnus is a mean warbler, too, and took operatic lessons for awhile.



JIMMY DUDLEY—Started sportscasting in the East in 1937, then moved to WIND, Chicago to cover Cub and White Sox games. After 4½-year hitch in Air Force, Jimmy came to Cleveland, where he has been broadcasting the Indians' games for six years.

Indians Leaders, 1952

**Indicates league leader*



LARRY DOBY



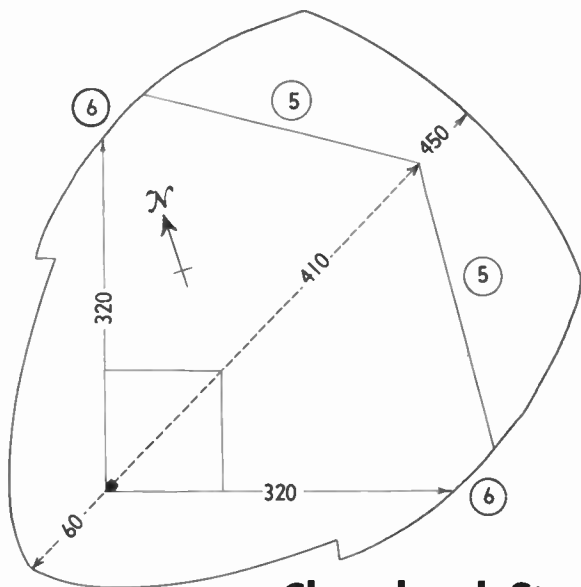
MIKE GARCIA

BATTING

Games—Avila, 150
At bat—Avila, 597
Runs—Doby, 104 (*)
Hits—Avila, 179
Doubles—Rosen, 32
Triples—Avila, 11 (*)
Homers—Doby, 32 (*)
Total bases—Rosen, 297 (*)
RBI—Rosen, 105 (*)
Batting average—Mitchell, .323
Struck out—Doby, 111 (*)
Walks—Doby, 90
Sacrifices—Avila, 19
Stolen bases—Avila, 12
Caught stealing—Avila, 10
Hit by pitcher—Easter, 5

PITCHING

Games—Garcia, 46
Innings pitched—Lemon, 310 (*)
Games started—Garcia, Lemon, 36 (*)
Complete games—Lemon, 28 (*)
Won—Wynn, 23
Lost—Feller, 13
W-L Pct.—Garcia, .667
ERA—Garcia, 2.37
Shutouts—Garcia, 6 (*)
Strikeouts—Wynn, 153
Bases on balls—Wynn, 132 (*)
Hits—Garcia, 284 (*)
Runs—Feller, 124 (*)
Homers—Wynn, 23 (*)
Wild pitches—Lemon, 8
Hit batsmen—Garcia, 7



Cleveland Stadium

(Numbers inside ballpark indicate distance from plate in feet)

(Numbers inside circles indicate height of fences in feet)

Home of:

Cleveland Indians AL
since 1932.

Location:

W. 3rd St. (1B)
Lake Erie (3B)
Lake Shore Dr. (RF)

Telephone:

TOWer 1-1200.

Seating capacity:

73,500.

Record crowd:

82,781 vs. A's (2),
June 20, 1948.

Season attendance record:

2,620,627 in 1948.

Starting times:

2 PM days, 8:30 nights,
1:30 doubleheaders.

DETROIT TIGERS

Manager—Fred Hutchinson (No. 29). Coaches—Ted Lyons (33), Rick Ferrell (36), Bob Swift (9).

In Service—Henry House, Bob Cruze, Ernest Funk, Werner Birrer, Ray Herbert, Ken Fremming, John Phillips, Bill Black.

No.	Players	B	T	Ht	Wt	Date & Place of Birth	1952 Club	G	W—L	ERA
PITCHERS										
27	Erickson, Harold	R	R	6'5"	230	7/17/20—Portland, Ore.	Dallas	37	20—14	2.60
39	Foytack, Paul	R	R	5'11"	175	11/16/30—Scranton, Pa.	{ Williamsport	15	4— 5	3.40
							} Buffalo	21	4— 5	5.07
31	Garver, Ned	R	R	5'10½"	180	12/25/25—Ney, Ohio	St. L.—Det.	22	8—10	3.59
34	Gray, Ted	L-R	L	5'10"	160	12/31/24—Detroit, Mich.	Detroit	35	12—17	4.14
44	Hoelt, William	L	L	6'2½"	177	5/17/32—Oshkosh, Wis.	Detroit	34	2— 7	4.32
21	Houtteman, Arthur	R	R	6'2"	191	8/ 7/27—Detroit, Mich.	Detroit	35	8—20	4.36
35	Jordan, Milton	R	R	6'2½"	207	5/24/27—Mineral Springs, Pa.	Buffalo	50	12— 9	3.46
40	Kapuscinski, Thaddeus	R	R	6'1"	180	1/13/28—Detroit, Mich.	Service	—	—	—
14	Madison, David	R	R	6'2"	188	2/ 1/24—Brooksville, Miss.	{ St. Louis	31	4— 2	4.38
							} Detroit	10	1— 1	7.80
37	Marlowe, Richard	R	R	6'2"	170	6/27/29—Hickory, N. C.	{ Buffalo	35	10—10	4.01
							} Detroit	4	0— 2	7.36
16	Newhouser, Harold	L	L	6'2"	192	5/20/21—Detroit, Mich.	Detroit	25	9— 9	3.74
18	Wight, William	L	L	6'1"	180	4/12/22—Rio Vista, Cal.	{ Boston	10	2— 1	3.00
							} Detroit	23	5— 9	3.88

No.	Players	B	T	Ht	Wt	Date & Place of Birth	1952 Club	G	HR	RBI	BA
CATCHERS											
10	Batts, Matthew	R	R	5'11"	200	10/16/22—San Antonio, Tex.	Detroit	56	3	13	.237
32	Bucha, John	R	R	6'	190	1/22/25—Allentown, Pa.	Rochester	144	6	72	.284
	2 Ginsberg, Myron	L	R	5'11"	178	10/11/26—New York, N. Y.	Detroit	113	6	36	.221
	8 Porter, J. W.	R	R	6'2"	180	1/17/33—Shawnee, Okla.	{ Colo. Sp'gs. { St. Louis	66 33	9 0	57 7	.340 .250
INFIELDERS											
11	Dropo, Walter	R	R	6'5"	220	1/30/24—Moosup, Conn.	{ Boston { Detroit	37 115	6 23	27 70	.265 .279
28	Federoff, Alfred	R	R	5'10½"	168	7/11/26—Bairdford, Pa.	{ Buffalo { Detroit	91 74	0 0	29 14	.285 .242
	3 Friend, Owen	R	R	6'1"	175	3/21/27—Granite City, Ill.	Service	—	—	—	—
	1 Hatfield, Fred	L	R	6½"	171	3/18/25—Lanet, Ala.	Bos.-Det.	131	3	28	.240
	17 Hitchcock, William	R	R	6'1"	180	7/31/18—Inverness, Ala.	Philadelphia	119	1	56	.246
25	Kazak, Edward	R	R	5'11"	175	7/18/21—Steubenville, Ohio	{ Cards-Reds { Buffalo	16 38	0 6	0 16	.059 .315
26	Kuenn, Harvey	R	R	6'2"	185	12/ 4/30—Milwaukee, Wis.	{ Davenport { Detroit	63 19	1 0	40 8	.340 .325
	7 Pesky, John	L	R	5'9"	165	9/27/19—Portland, Ore.	Bos.-Det.	94	1	11	.225
	4 Priddy, Gerald	R	R	5'11"	186	11/ 9/19—Los Angeles, Cal.	Detroit	75	4	20	.283
OUTFIELDERS											
22	Carswell, Frank	R	R	6'	195	11/ 6/19—Palestine, Tex.	Buffalo	141	30	101	.344
23	Crawford, Rufus	R	R	6'1½"	185	3/30/28—Campbell, Mo.	Scranton	135	27	93	.288
24	Delsing, James	L	R	5'10½"	175	11/13/25—Rudolph, Wis.	St. L.-Det.	126	4	49	.260
15	Linhart, Carl	L	R	5'10½"	175	12/29/29—Zborov, Czech.	Williamsport	29	0	8	.169
30	Lund, Donald	R	R	6½"	200	5/18/23—Detroit, Mich.	Buffalo	138	16	80	.302
	6 Mullin, Patrick	L	R	6'2"	180	11/ 1/17—Trotter, Pa.	Detroit	97	7	35	.251
	5 Nieman, Robert	R	R	5'11"	195	1/26/27—Cincinnati, Ohio	St. Louis	131	18	74	.289
	12 Souchok, Stephen	R	R	6'2"	200	3/ 3/19—Yatesboro, Pa.	Detroit	92	13	45	.249
							{ Williamsport	57	12	36	.292
38	Sullivan, Russell	L	R	6'	195	2/19/26—Fredericksburg, Va.	{ Buffalo { Detroit	72 15	6 3	38 5	.265 .327
							{ Davenport	29	2	22	.364
19	Tuttle, William	R	R	6'	185	7/ 4/29—Elmwood, Ill.	{ Williamsport { Buffalo	44 65	6 3	34 24	.302 .292

Detroit Tigers



FRED HUTCHINSON, *Manager*

Walter O. Briggs Jr.—President
Charles L. Gehring—
Vice-President, General Manager
Philip A. Hart—Vice-President
Charles T. Fisher Jr.—Treasurer
Harry M. Sisson—
Secretary, Business Manager
Edward T. Fitzgerald—
Public Relations Director,
Public Address Announcer
Herold D. Ruel—
Director of Minor League Clubs

Charles B. Martin—Traveling Secretary
John J. McHale—Assistant Director
Minor League Clubs
Robert A. McClymont—
Director of Ticket Sales
Jess Walls—Stadium Superintendent
Anthony Kochivar—
Superintendent of Maintenance
Jack Hand—Clubhouse Custodian
Jack Homel—Trainer
Wilford Conway—Groundskeeper

Tigers Broadcasting Program

TELEVISION

Both TV and radio are handled by Van Patrick and Dizzy Trout. Approximately half the home schedule (omitting night games and Sundays) will be telecast over the following:

WJBK-TV (Ch. 2), Detroit, Mich.
WKZO-TV (Ch. 3), Kalamazoo, Mich.
WJIM-TV (Ch. 6), Lansing, Mich.
WSPD-TV (Ch. 13), Toledo, Ohio

RADIO

All home and road games will be broadcast over the following network (all stations in Michigan, unless shown otherwise):

WJBK	Detroit	WMDN	Midland
WKMH	Dearborn	WMLN-FM	Mount Clemens
WHRV	Ann Arbor	WCEN	Mount Pleasant
WBCK	Battle Creek	WKNK	Muskegon
WBRN	Big Rapids (*)	WTTH	Port Huron
WDDB	Escanaba	WSGW	Saginaw
WTAC	Flint	WSOO	Sault Ste. Marie
WLAV	Grand Rapids	WTCM	Traverse City
WHDF	Houghton	WATZ	Alpena
WMIQ	Iron Mountain	WMBN	Petoskey
WIKB	Iron River	WATT	Cadillac
WJMS	Ironwood	WABJ	Adrian (*)
WJPD	Ishpeming	WHFB (& FM)	Benton Harbor
WKHM	Jackson	WATC	Gaylord (*)
WKMI	Kalamazoo	WOAP	Owosso (*)
WJIM	Lansing	WCAR	Pontiac (*)
WKLA	Ludington	WHTC	Holland
WDMJ	Marquette	WTOL	Toledo, Ohio

(*) Indicates day games only.

Tiger Announcers




VAN PATRICK—Now senior member of the Tiger broadcast team (only in point of service), 35-year-old Van Patrick has been broadcasting big league ball since 1947, when he was a Cleveland regular. The next year he telecast the Indian games. Moved into the top spot in Detroit after the death of the beloved Harry Heilmann in 1951.



PAUL H. (DIZZY) TROUT—Though he posted the best winning percentage of any Red Sox pitcher last year, 38-year-old Trout quit for this broadcasting job. "My gift of gab will surely outlast my pitching control," he reasons. "Besides, I can now do what I always wanted—sell baseball to the people of Michigan." This son of a coal miner won more than 160 games for the Tigers in 13 seasons.

Tiger Leaders, 1952

**Indicates league leader*



WALT DROPO



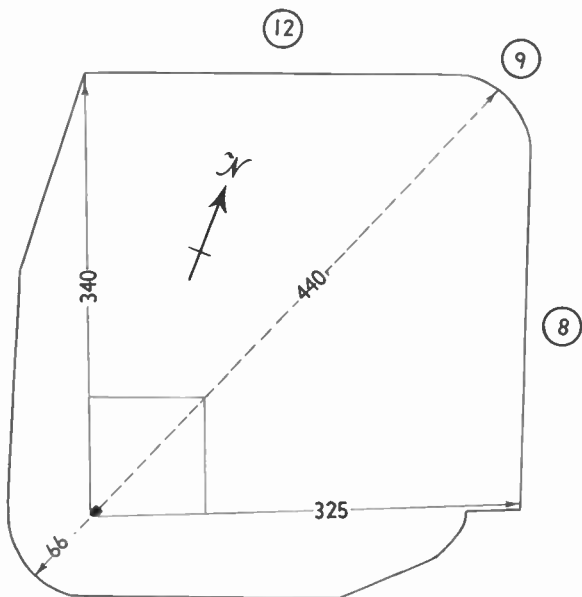
HAL NEWHOUSER

BATTING

Games—Groth, 141
At bat—Groth, 524
Runs—Groth, Dropo, 56
Hits—Groth, 149
Doubles—Groth, 22
Triples—Souchock, 4
Homers—Dropo, 23
Total bases—Dropo, 220
RBI—Dropo, 70
Batting average—Groth .284
Struck out—Dropo, 63
Walks—Groth, 51
Sacrifices—Gray, 8
Stolen bases—Mullin, 4
Caught stealing—Groth, 10
Hit by pitcher—Hatfield, 5

PITCHING

Games—White, 41
Innings pitched—Gray, 224
Games started—Gray, 32
Complete games—Gray, 13
Won—Gray, 12
Lost—Houtteman, 20 (*)
W-L Pct.—Newhouser, .500
ERA—Trucks, 3.97
Shutouts—Trucks, 3
Strikeouts—Gray, 138
Bases on balls—Gray, 101
Hits—Houtteman, 218
Runs—Gray, 118
Homers—Gray, 21
Wild pitches—Trucks, Wight, Hoelt, 5
Hit batsmen—Hoelt, Trucks, Wight, 5



Briggs Stadium

(Numbers inside ballpark indicate distance from plate in feet)

(Numbers inside circles indicate height of fences in feet)

Home of:

Detroit Tigers AL
since 1912.

Location:

Michigan Ave. (1B)
National Ave. (3B)
Cherry St. (LF)
Trumbull Ave. (RF)

Telephone:

Woodward 2-4000.

Seating capacity:

52,954.

Record crowd:

58,369 vs. N.Y. (2),
July 20, 1947.


Season attendance record:

1,952,478 in 1950.

Starting times:

2 PM days, 8:30 nights,
1:30 doubleheaders.

New York Yankees



CASEY STENGEL, *Manager*

Daniel R. Topping—President
Del E. Webb—Vice-President
George M. Weiss—
Vice-President, General Manager
Roy Hamey—
Assistant to General Manager
J. Arthur Friedlund—Secretary
Robert A. Becker—Treasurer
Aaron G. Lanier—Comptroller
Arthur E. Patterson—
Press and Promotions
William McCorry—Traveling Secretary
Ed Fisher—Season Promotions
Jack Farrell—Speakers Bureau
John J. White—Ticket Manager

Lee MacPhail—
Director of Minor League Clubs
Paul Krichell—Chief Scout
Dr. Sidney Gaynor—Club Physician
Gus Mauch—Trainer
Charles McManus—
Stadium Superintendent
Walter Owen—Groundskeeper
Bob Shepard—
Public Address Announcer
Pete Sheehy—Clubhouse Custodian
Joe Carrieri—Home Batboy
Ed Clark—Visiting Batboy
Ignatz Manzidelis—Ballboy

NEW YORK YANKEES

Manager—Casey Stengel (No. 37). Coaches—Bill Dickey (33), Jim Turner (31), Frank Crosetti (2).

In Service—Gerry Coleman, Bobby Brown, Tom Morgan, Bob Wiesler.

No.	Players	B	T	Ht	Wt	Date & Place of Birth	1952 Club	G	W-L	ERA
PITCHERS										
40	Blackwell, Ewell	R	R	6'6"	185	10/23/22—Fresno, Cal.	{ Cincinnati	23	3-12	5.38
							{ New York	5	1-0	.056
26	Cicotte, Alva	R	R	6'3"	185	12/23/29—Melvindale, Mich.	{ Binghamton	9	4-2	2.21
							{ Kansas City	19	4-7	7.20
16	Ford, Edward	L	L	5'10½"	175	10/21/28—New York, N. Y.	Service	—	—	—
24	Gorman, Thomas	R	R	6'1"	190	1/4/26—New York, N. Y.	{ Kansas City	13	7-4	3.66
							{ New York	12	6-2	4.57
21	Kuzava, Robert	L-R	L	6'2"	204	5/28/23—Wyandotte, Mich.	New York	28	8-8	3.45
30	Lopat, Edmund	L	L	5'10"	182	6/21/18—New York, N. Y.	New York	20	10-5	2.54
18	McDonald, James	R	R	5'10½"	185	5/17/27—Grants Pass, Ore.	New York	26	3-4	3.52
23	Miller, William	L	L	6'	175	7/26/27—Minersville, Pa.	New York	21	4-6	3.48
17	Raschi, Victor	R	R	6'1"	185	3/28/19—W. Springfield, Mass.	New York	31	16-6	2.78
22	Reynolds, Allie	R	R	6'	195	2/10/18—Bethany, Okla.	New York	35	20-8	2.07
11	Sain, John	R	R	6'2"	185	9/25/18—Havana, Ark.	New York	35	11-6	3.47
19	Scarborough, Ray	R	R	6'	178	7/23/18—Mt. Gilead, N. C.	{ Boston(A)	28	1-5	4.79
							{ New York	9	5-1	2.91
							{ New York	5	0-1	5.29
39	Schaeffer, Harry	L	L	6'2½"	175	6/23/25—Reading, Pa.	{ Kansas City	14	6-4	2.74
							{ Oakland	3	1-1	6.00
20	Schallock, Arthur	L	L	5'9"	156	4/25/26—Mill Valley, Cal.	Kansas City	26	8-6	5.49
35	Schmitz, John	R	L	6'2"	168	11/27/20—Wausau, Wis.	{ Yanks	5	1-1	3.60
							{ Bklyn-Cin.	13	2-1	3.79

No.	Players	B	T	Ht	Wt	Date & Place of Birth	1952 Club	G	HR	RBI	BA
CATCHERS											
8	Berra, Lawrence	L	R	5'8"	183	5/12/25—St. Louis, Mo.	New York	142	30	98	.273
32	Houk, Ralph	R	R	5'11"	191	8/ 9/20—Lawrence, Kans.	New York	9	0	0	.333
46	Robertson, Alfred	R	R	5'9"	185	1/29/28—Chicago, Ill.	Binghamton	117	5	56	.303
29	Silvera, Charles	R	R	5'10"	175	10/13/24—San Francisco, Cal.	New York	20	0	11	.327
INFIELDERS											
38	Babe, Loren	L	R	5'10"	180	1/11/28—Pisgah, Iowa	{Syracuse New York	130 12	11 0	73 0	.305 .095
45	Bollweg, Donald	L	L	6'1"	190	2/12 '22—Wheaton, Ill.	Kansas City	126	23	81	.325
27	Brideweser, James	R	R	6'	165	2/13/27—Lancaster, Ohio	New York	42	0	2	.263
	6 Carey, Andrew	R	R	6'1"	185	10/1' '31—Oakland, Cal.	{New York Kansas City Syracuse	16 82 24	0 16 2	1 45 11	.150 .284 .255
15	Collins, Joseph	L	L	6'	185	12/ 3 '22—Scranton, Pa.	New York	122	18	59	.280
	1 Martin, Alfred	R	R	5'11½"	165	5/16 '28—Berkeley, Cal.	New York	109	3	33	.267
12	McDougald, Gilbert	R	R	6'1"	180	5/19/28—San Francisco, Cal.	New York	152	11	78	.263
36	Mize, Jahn	L	R	6'2"	232	1/ 7/13—Demorest, Ga.	New York	78	4	29	.263
10	Rizzuto, Philip	R	R	5'6"	160	9/25 '18—New York, N. Y.	New York	152	2	43	.254
34	Segrist, Kal	R	R	6'	180	4/14/31—Greenville, Tex.	Kansas City	136	25	92	.308
44	Verdi, Frank	R	R	5'10½"	170	6/ 2/26—Brooklyn, N. Y.	{Binghamton Kansas City	103 12	2 0	67 1	.313 .462
OUTFIELDERS											
9	Bauer, Henry	R	R	6'	185	7/31/22—East St. Louis, Ill.	New York	141	17	74	.293
41	Cerv, Robert	R	R	6'	202	5/ 5/26—Weston, Nebr.	{New York Kansas City	36 60	1 12	8 48	.241 .297
	7 Mantle, Mickey	L-R	R	5'11"	175	10/20/31—Spavinaw, Okla.	New York	142	23	87	.311
25	Noren, Irving	L	L	6'	190	11/29/24—Jamestown, N. Y.	Wash.-N. Y.	105	5	23	.237
28	Renna, William	R	R	6'3"	218	10/ 4/26—Hanford, Cal.	Kansas City	110	28	90	.295
43	Schult, Arthur	R	R	6'3"	210	6/20/28—Brooklyn, N. Y.	Service	—	—	—	—
14	Woodling, Eugene	L	R	5'9"	175	8/16/22—Akron, Ohio	New York	122	12	63	.309

Yankees Broadcasting Program

TELEVISION

Mel Allen and Jim Woods will telecast Yankee home games over New York station WPIX (Ch. 11).

RADIO

Geoff Davis will assist Allen and Woods in the radio network, filling in with re-creates of other games when the Yanks are rained out. The full network:

NEW YORK

WINS New York
WROW Albany
WKOP Binghamton
WXRA Buffalo-Kenmore
WCLI Corning
WKRT Cortland
WWHG Hornell
WICY Malone
WALL Middletown
WGNY Newburgh
WSCB Ogdensburg
WEAV Plattsburg
WKIP Poughkeepsie
WVET Rochester
WNBZ Saranac Lake
WNDR Syracuse

WRUN Utica
WDLA Walton
WATN Watertown

CONNECTICUT

WLAD Danbury
WKNB Hartford-New Britain
WAVZ New Haven

MASSACHUSETTS

WBEC Pittsfield
WACE Springfield-Chicopee

PENNSYLVANIA

WKBI St. Mary's
WATS Sayre
WQAN Scranton
WVPO Stroudsburg
WLYC Williamsport

Yankee Announcers



MEL ALLEN—Chosen top broadcaster by Sporting News six times, and veteran of 10 World Series assignments, Mel is also noted for football broadcasts and Movietone commentating. Fans staged “Day” for him, and he donated the \$65,000 in gifts to scholarship funds. Born in Johns, Ala. He sold soda pop in Detroit park, was minor league batboy and managed U. of Alabama nine. Majored in law . . . but got big break during brief fill-in at Alabama grid game for CBS. Came to New York in 1937, and has been big league announcer ever since 1939—except for three years in Army.



JIM WOODS—Now 36, Jim played Kansas City sandlot ball with Mori and Walker Cooper. Broke in as assistant baseball announcer for Kansas City Blues in 1937, over WXBY. Covered Big Ten football and basketball over KGLO, Mason City, Iowa. Served in Navy three years then returned to sportscasting in midwest. Followed Ernie Harwell as Atlanta broadcaster, station WAGA, and also telecast in 1950, earning promotion to Yankees this year.



GEOFF DAVIS—Canadian by birth, came to New York after 10 years’ radio experience in Canada. Described Montreal games in 1941-45. Next year, started as disk jockey at WINS, New York, and became sports director by 1948. Embarked on Yankees’ Home of Champions radio network in 1950. Now 34, he served two years in RCAF.

Yankee Leaders, 1952

(*Indicates league leader)



MICKEY MANTLE



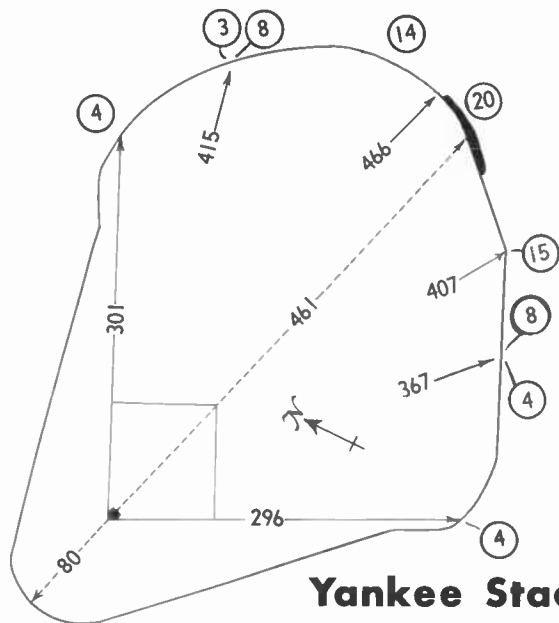
ALLIE REYNOLDS

BATTING

Games—McDougald, Rizzuto, 152
At bat—Rizzuto, 578
Runs—Berra, 97
Hits—Mantle, 171
Doubles—Mantle, 37
Triples—Rizzuto, 10
Homeis—Berra, 30
Total bases—Mantle, 291
RBI—Berra, 98
Batting ave.—Mantle, .311
Struck out—Mantle, 111 (*)
Walks—Mantle, 75
Sacrifices—Rizzuto, 23 (*)
Stolen bases—Rizzuto, 17
Caught Stealing—Bauer, 7
Hit by pitcher—Martin, 8

PITCHING

Games—Reynolds, Sain, 35
Innings pitched—Reynolds, 244
Games started—Raschi, 31
Complete games—Reynolds, 24
Won—Reynolds, 20
Lost—Kuzava, Reynolds, 8
W-L Pct.—Raschi, .727
ERA—Reynolds, 2.07 (*)
Shutouts—Reynolds, 6 (*)
Strikeouts—Reynolds, 160
Bases on balls—Reynolds, 97
Hits—Reynolds, 194
Runs—Raschi, 78
Homeis—Sain, 15
Wild pitches—Raschi, 5
Hit batsmen—Reynolds, 7



Yankee Stadium

(Numbers inside ballpark indicate distance from plate in feet)

(Numbers inside circles indicate height of fences in feet)

Home of:

N.Y. Yankees AL
since 1923.

Location:

E. 157th St. (1B)
Ruppert Pl. (3B)
E. 161st St. (LF)
River Ave. (RF)

Telephone:

CYpress 3-4300.

Seating capacity:

67,000.

Record crowd:

81,841 vs. Boston (2),
May 30, 1938.

Season attendance record:

2,373,901 in 1948.

Starting times:

2 PM days, 8:30 nights,
1:30 doubleheaders (except
Sundays, 2 PM).

PHILADELPHIA ATHLETICS

Manager—Jimmy Dykes (No. 35). Coaches—Wally Moses (28), Tom Oliver (29), Les McCrabb (31), Chief Bender (32), Bing Miller (33).

In Service—Arnold Portocarrero, Charles Wilhelm, Robert Williams.

No.	Players	B	T	Ht	Wt	Date & Place of Birth	1952 Club	G	W-L	ERA
PITCHERS										
38	Bishop, Charles	R	R	6'2"	195	1/ 1/24—Atlanta, Ga.	{Ottawa	27	12-10	3.64
							}Philadelphia	6	2- 2	7.28
39	Byrd, Harry	R	R	6'1"	188	2/ 3/25—Darlington, S. C.	Philadelphia	37	15-15	3.32
25	Coleman, Joseph	R	R	6'2"	193	7/30/22—Medford, Mass.	{Ottawa	16	2- 7	3.32
							}Savannah	16	1-12	5.46
							}Savannah	15	6- 4	2.82
15	Fanovich, Frank	L	L	5'11½"	185	1/11/22—New York, N. Y.	{Atl.-Ottawa	12	0- 3	6.26
37	Fricano, Marion	R	R	5'11½"	170	7/15/23—Brant, N. Y.	Ottawa	30	17- 8	2.26
18	Harrington, William	R	R	5'11"	160	10/ 3/29—Sanford, N. C.	Savannah	34	19-12	2.68
42	Hrabcsak, Edward	R	R	6'4"	205	2/17/25—Cahonsburg, Pa.	Lincoln	27	13- 8	3.75
22	Kellner, Alexander	R	L	6'	198	8/26/24—Tucson, Ariz.	Philadelphia	34	12-14	4.36
21	Kellner, Walter	R	R	6'	200	4/26/29—Tucson, Ariz.	Service	—	—	—
41	Mackinson, John	L-R	R	5'10½"	160	10/29/24—Orange, N. J.	Birmingham	44	16-14	3.91
26	Martin, Morris	L	L	6'	180	9/ 3/22—Dixon, Mo.	Philadelphia	5	0- 2	6.48
36	Matarazzo, Leonard	R	R	6'4"	198	9/12/28—New Castle, Pa.	Fayetteville	39	22- 8	2.21
34	Monahan, Edward	R	R	6'1"	195	4/28/29—Brooklyn, N. Y.	Jacksonville	38	17-13	3.01
20	Newsom, Louis	R	R	6'2"	195	8/11/08—Hartsville, S. C.	Wash.-Phila.	24	4- 4	3.90
23	Rozeck, Richard	L	L	6'½"	190	3/27/27—Cedar Rapids, Ia.	Cleveland	10	1- 0	4.85
24	Scheib, Carl	R	R	6'1"	192	1/ 1/27—Gratz, Pa.	Philadelphia	30	11- 7	4.39
30	Shantz, Robert	R	L	5'6¼"	138	9/26/25—Pottstown, Pa.	Philadelphia	33	24- 7	2.48

No.	Players	B	T	Ht	Wt	Date & Place of Birth	1952 Club	G	HR	RBI	BA
CATCHERS											
9	Astroth, Joseph	R	R	5'9"	187	9/ 1/22—East Alton, Ill.	Philadelphia	104	1	36	.249
14	Murray, Raymond	R	R	6'3"	204	10/12/19—Spring Hope, N. C.	Philadelphia	44	1	10	.206
INFIELDERS											
3	Bevan, J. Harold	R	R	6'2"	198	11/15/30—New Orleans, La.	Bos. (8)-Phila.	9	0	4	.333
2	DeMaestri, Joseph	R	R	6'	174	12/ 9/28—San Francisco, Cal.	St. Louis	81	1	18	.226
4	Hamilton, Thomas	L	R	6'4"	213	9/29/25—Altoona, Kans.	Savannah	151	9	81	.343
1	Joost, Edwin	R	R	6'	175	6/ 5/16—San Francisco, Cal.	Philadelphia	146	20	75	.244
11	Kolloway, Donald	R	R	6'3"	190	8/ 4/18—Posen, Ill.	Detroit	65	2	21	.243
5	Michaels, Casimir	R	R	5'10"	175	3/ 4/26—Detroit, Mich.	{ Wash.-St. L. } Philadelphia	77 55	4 1	32 18	.254 .250
8	Robinson, Edward	L	R	6'2½"	205	12/15/20—Paris, Tex.	Chicago	155	22	104	.296
12	Suder, Peter	R	R	6'	175	4/16/17—Aliquippa, Pa.	Philadelphia	74	1	20	.241
OUTFIELDERS											
7	Clark, Alfred	R	R	5'11"	185	6/16/23—South Amboy, N. J.	Philadelphia	71	7	29	.274
16	McGhee, Warren	R	R	5'10½"	176	9/29/26—Perry, Ark.	Memphis	150	13	86	.289
17	Philly, David	L-R	R	6'	185	5/16/20—Garretts Bluff, Tex.	Philadelphia	151	7	71	.263
6	Thomas, Keith	R	R	6'1½"	195	4/27/24—Kansas City, Kans.	Philadelphia	75	6	18	.250
10	Valo, Elmer	L	R	5'11"	190	3/ 5/21—Ribnik, Czech.	Philadelphia	129	5	47	.281
19	Zernial, Gus	R	R	6'3"	210	6/27/23—Beaumont, Tex.	Philadelphia	145	29	100	.262

Philadelphia Athletics



JIMMY DYKES, Manager

Connie Mack—President

Roy Mack—

Executive Vice-President, Treasurer

Earle Mack—Vice-President, Secretary

Arthur H. Ehlers—General Manager

Tommy Clark—Publicity Director

David Keefe—Traveling Secretary

Dr. I. I. Gopadze—Team Physician

Packy Schwartz—Trainer

Howard Crompton—
Clubhouse Manager

Peter Byron—
Public Address Announcer

William McCalley—
Chief Groundskeeper

Athletics Broadcasting Program

TELEVISION

Philadelphia stations WFIL-TV (Ch. 6), WCAU-TV (10) and WPTZ (3) will telecast the A's home games on a rotating basis. The program to be aired includes all weekend afternoon games, Opening Day, the first game of holiday double-headers and a selected number (about 10) of night games. Byrum Saam and Claude Haring will handle TV.

RADIO

Saam and Haring will broadcast all home games, over WIBG, Philadelphia, while Saam alone will cover those of the road games which will be broadcast—namely, those which don't occur the same time the Phillies are playing at home. The full network of radio stations broadcasting the A's games includes the following (all in Pennsylvania, except where otherwise indicated):

WAEB	Allentown	WBUD	Morrisville-Trenton, N. J.
WHLM	Bloomsburg (*)	WIBG	Philadelphia
WCHA	Chambersburg (*)	WPAZ	Pottstown (*)
WBUX	Doylestown (*)	WPAM	Pottsville
WGET	Gettysburg	WHUM	Reading
WCMB	Harrisburg-Lemoyne	WILK	Wilkes-Barre
WAZL	Hazleton	WSBA	York
WGAL	Lancaster	WMID	Atlantic City, N. J.
WLTN	Lewiston	WSPG	Atlantic City, N. J.
WMRF	Lewiston (*)	WAMS	Wilmington, Del.
WBPZ	Lock Haven		

(*) Indicates day games only

Athletics Announcers



BYRUM SAAM—Known as “The voice of the A’s,” Byrum has been broadcasting their games since 1938. Born in Texas and attended TCU, where he was basketball teammate of Sammy Baugh. First assignment: broadcasting college grid for CBS in Texas in 1935. Covered Minnesota football and baseball in ’36 and came East in ’37. Has covered every sport except the one which is his hobby—golf!



CLAUDE HARING—A real veteran of sportscasting, Claude has been announcing various sports for 23 years in radio, 12 years in TV. He’s expert in baseball, football and basketball. At age of 49, his diversions include golf, swimming, hunting and fishing.

Athletics Leaders, 1952

(*Indicates league leader)



GUS ZERNIAL



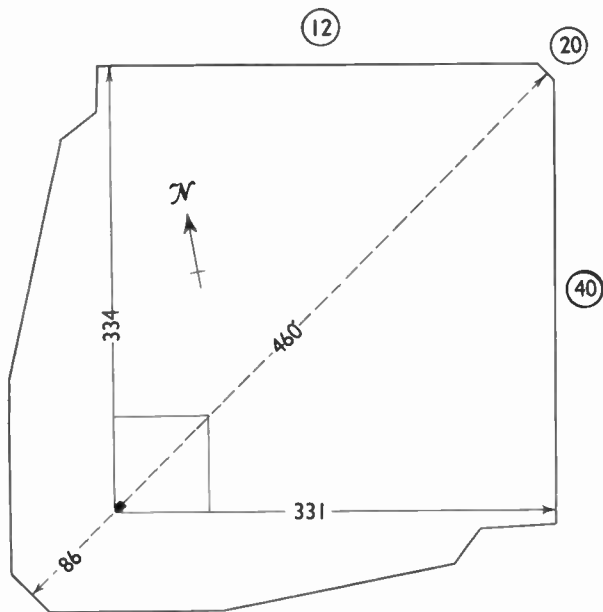
BOBBY SHANTZ

BATTING

Games—Philly, 151
At bat—Philly, 586
Runs—Joost, 94
Hits—Fain, 176
Doubles—Fain, 43
Triples—Michaels, 8
Homers—Zernial, 29
Total bases—Zernial, 248
RBI—Zernial, 100
Bat. ave.—Fain, .327 (*)
Struck out—Joost, 94
Walks—Joost, 122
Sacrifices—Philly, 17
Stolen bases—Valo, 12
Caught stealing—Valo, 11
Hit by pitcher—Joost, 5

PITCHING

Games—Byrd, 37
Innings pitched—Shantz, 280
Games started—Shantz, Kellner, 33
Complete games—Shantz, 24 (*)
Won—Shantz, 24 (*)
Lost—Byrd, Hooper, 15
W-L Pct.—Shantz, .774 (*)
ERA—Shantz, 2.48
Shutouts—Shantz, 5
Strikeouts—Shantz, 152
Bases on balls—Byrd, 98
Hits—Byrd, 244
Runs—Kellner, 124 (*)
Homers—Shantz, Scheib, Kellner, 21
Wild pitches—Byrd, Scheib, 4
Hit batsmen—Byrd, 7



Connie Mack Stadium

(Numbers inside ballpark indicate distance from plate in feet)

(Numbers inside circles indicate height of fences in feet)

Home of:

Philadelphia A's AL
since 1909.

Location:

Lchigh Ave. (1B)
21st St. (3B)
Somerset St. (LF)
20th St. (RF)

Telephone:

Sagamore 2-1480.

Seating capacity:

33,223.

Record crowd:

38,800 vs. Wash. (2),
July 13, 1931.

Season attendance record:

945,076 in 1948.

Starting times:

2 PM days, 8:00 nights,
1:30 doubleheaders (except
Sundays, 1:05 PM).

St. Louis Browns



MARTY MARION, *Manager*

Bill Veeck—President

Wm. O. DeWitt—Vice-President

Rudie Schaffer—General Manager

Bob Fishel—Press Relations

Jim Bassford—Promotion Director

Bill Durney—Traveling Secretary

Mrs. Theresa Rhea—Ticket Manager

Art Peters—Equipment Manager

Harry Renfro—P.A. Announcer

James McLaughlin—
Director, Minor League System

Henry J. Peters—
Assistant Director Minor System

Dr. J. G. Probst—Club Physician

Charles Bauman—Trainer

ST. LOUIS BROWNS

Manager—Marty Marion (No. 4). Coaches—Bob Scheffing (44), Bill Norman (47).

In Service—Bob Turley, Francis Saucier, Steve Molinari.

No.	Players	B	T	Ht	Wt	Date & Place of Birth	1952 Club	G	W-L	ERA
PITCHERS										
30	Bearden, Eugene	L	L	6'3"	198	9/ 5/20—Helena, Ark.	St. Louis	34	7- 8	4.29
15	Blyzka, Mike	R	R	6'	205	12/25/28—Hamtramck, Mich.	Service	—	—	—
31	Brecheen, Harry	L	L	5'10"	165	10/14/14—Broken Bow, Okla.	St. Louis (N)	25	7- 5	3.33
33	Cain, Robert	L	L	6'	165	10/16/24—Longford, Kans.	St. Louis	29	12-10	4.13
28	Fannin, Clifford	L	R	6'	175	5/13/24—Louisa, Ky.	San Antonio	19	9- 8	2.66
							St. Louis	10	0- 2	12.94
21	Habenicht, Robert	R	R	6'2"	185	2/13/26—St. Louis, Mo.	Houston	6	3- 2	2.91
							Rochester	21	2- 1	5.88
35	Held, Melvin	R	R	6'1"	178	4/12/29—Edon, Ohio	Scranton	39	14-15	3.08
25	Holloman, Alva	R	R	6'2"	207	3/ 7/26—Thomaston, Ga.	Syracuse	26	16- 7	2.51
12	La Sorda, Tom	L	L	5'10"	165	9/22/27—Norristown, Pa.	Montreal	33	14- 5	3.66
18	Littlefield, Richard	L	L	6'	180	3/18/26—Detroit, Mich.	Detroit	28	0- 3	4.31
							St. Louis	7	2- 3	2.74
24	Marshall, Clarence	R	R	6'2½"	175	4/28/25—Bellingham, Wash.	Service	—	—	—
29	Paige, Leroy	R	R	6'3½"	180	9/11/08—Mobile, Ala.	St. Louis	46	12-10	3.07
12	Pillette, Duane	R	R	6'3"	195	7/24/23—Detroit, Mich.	St. Louis	30	10-13	3.60
26	Stuart, Marlin	L	R	6'2"	185	8/ 8/18—Paragould, Ark.	Detroit	30	3- 2	4.95
							St. Louis	12	1- 2	4.15
24	Taylor, Vernon	R	R	6'1"	170	11/26/27—Severn, Md.	San Antonio	25	8- 9	3.33
22	Trucks, Virgil	R	R	6'	192	4/26/19—Birmingham, Ala.	Detroit	35	5-19	3.97
19	White, Harold	R	R	5'10"	170	3/18/19—Utica, N. Y.	Detroit	41	1- 8	3.71

No.	Players	B	T	Ht	Wt	Date & Place of Birth	1952 Club	G	HR	RBI	BA
CATCHERS											
21	Baich, Daniel	R	R	5'11"	190	12/25/25—Detroit, Mich.	Ok.Cty.-S.An.	117	13	69	.326
11	Courtney, Clinton	L	R	5'8"	180	3/16/27—Hall Summit, La.	St. Louis	119	5	50	.286
10	Moss, Lester	R	R	5'11"	188	5/14/25—Tulsa, Okla.	St. Louis	52	3	12	.246
INFIELDERS											
1	Berry, Cornelius	R	R	5'10"	170	1/11/22—Kalamazoo, Mich.	Detroit	73	0	13	.228
27	Dyck, James	R	R	6'2½"	205	2/ 3/22—Omaha, Nebr.	St. Louis	122	15	64	.269
40	Freese, George	R	R	6'	190	9/12/26—Wheeling, W. Va.	Mobile	150	8	91	.313
8	Goldsberry, Gordon	L	L	6'	170	8/30/27—Sacramento, Cal.	St. Louis	86	3	17	.229
15	Hunter, G. William	R	R	6'	180	6/ 4/28—Punxsutawney, Pa.	Fr. Worth	161	3	75	.284
25	Kellert, Frank	R	R	6'2½"	185	7/ 6/24—Oklahoma City	Okla. City	161	22	81	.303
9	Kryhoski, Richard	L	L	6'2"	200	3/24/25—Leonida, N. J.	St. Louis	111	11	42	.243
4	Marion, Martin	R	R	6'2"	167	12/ 1/17—Richburg, S. C.	St. Louis	67	2	19	.247
27	Mickelson, Edward	R	R	6'4"	200	9/ 9/26—Ottawa, Ill.	{ Columbus } Rochester	12 0 60 2	5 308 27 269		
34	Miranda, Guillermo	L-R	R	5'9½"	150	5/24/28—Velasco, Cuba	Chi.-St. L.	77	0	8	.211
7	Sievers, Roy	R	R	6'1"	195	11/18/26—St. Louis, Mo.	St. Louis	11	0	5	.200
2	Upright, R. T.	L	L	6'	175	5/30/26—Calamus Co., N. C.	Memphis	124	18	70	.318
5	Young, Robert	L	R	6'	175	1/22/25—Granite, Md.	St. Louis	149	4	39	.247
OUTFIELDERS											
6	Edwards, Henry	L	L	6'	192	1/29/19—Elmwood Pl., Ohio	{ Cincinnati } Chicago	74 6 8 0	28 .283 1 .333		
17	Groth, John	R	R	6'	182	7 '23 26—Chicago, Ill.	Detroit	141	4	51	.284
16	Ippolito, Rocco	R	R	6'1"	208	10/17/28—Bayonne, N. J.	Service	—	—	—	—
14	Kokos, Richard	L	L	5'8½"	175	2/28/28—Chicago, Ill.	Service	—	—	—	—
23	Lenhardt, Donald	R	R	6'3"	190	10/ 4/22—Alton, Ill.	{ Boston } Detroit } St. Louis	30 7 45 3 18 1	24 .295 13 .188 5 .271		
20	Wertz, Victor	L	R	6'	186	2/ 9, 25—York, Pa.	{ Detroit } St. Louis	85 17 37 6	51 .246 19 .346		

Browns Broadcasting System

TELEVISION

St. Louis station KSD-TV (Ch. 5) is preparing to telecast a small number of games. Some games may also be allocated to the new UHF station in St. Louis, KSTM-TV (36).

RADIO

St. Louis station KXOK is arranging to carry home and road games. The Browns' network was still undecided at press time, due to the failure of the Yanks and Indians to agree to reciprocal radio rights. Bud Blattner is the Browns' chief announcer, aided by Bill Durney . . . with an occasional stint by Dizzy Dean.



DIZZY DEAN

Browns Announcers



ROBERT G. (BUDDY) BLATTNER—"It took me a dozen years of playing pro baseball to find out I couldn't talk my way to first base," says Buddy. The former Big League infielder is now in his fourth year of radio and TV play-by-play for the Browns. Also covers other sports. Once held world table tennis title. St. Louis native who served in Card "chain gang." Enlisted in Navy for World War II.



BILL DURNEY—This 39-year-old father of four children is proudest of the fact that he trimmed his weight from 297 to 247 for the new season. He has served 11 years in St. Louis as a general and sports announcer on radio. Following four years in the Marines, he held the post of Athletic Director at St. Louis U. for four years.

Browns Leaders, 1952

(*Indicates league leader)



CLINT COURTNEY



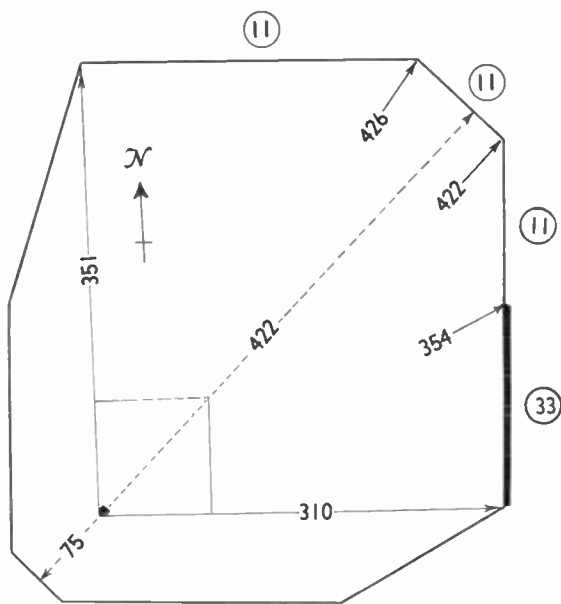
SATCHEL PAIGE

BATTING

Games—Young, 149
At bat—Young, 575
Runs—Nieman, 66
Hits—Young, 142
Doubles—Courtney, 24
Triples—Young, 9
Homers—Nieman, 18
Total bases—Nieman, 218
RBI—Nieman, 74
Bat. ave.—Nieman, .289
Struck out—Nieman, 73
Walks—Young, 56
Sacrifices—Nieman, 8
Stolen bases—Rivera, 8
Caught stealing—Rivera, 7
Hit by pitcher—Delsing, 4

PITCHING

Games—Paige, 46
Innings pitched—Pilette, 205
Games started—Pilette, 30
Complete games—Byrne, 14
Won—Cain, Paige, 12
Lost—Byrne, 14
W-L Pct.—Cain, Paige, .545
ERA—Pilette, 3.60
Shutouts—Garver, Paige, 2
Strikeouts—Paige, Byrne, 91
Bases on balls—Byrne, 112
Hits—Pilette, 222
Runs—Byrne, 117
Homers—Byrne, 16
Wild pitches—Bearden, 10 (*)
Hit batsmen—Byrne, 10 (*)



Sportsman's Park

(Numbers inside ballpark indicate distance from plate in feet)

(Numbers inside circles indicate height of fences in feet)

Home of:

St. Louis Browns AL
since 1902.

Location:

Dodier St. (1B)
Spring Ave. (3B)
Sullivan Ave. (LF)
Grand Blvd. (RF)

Telephone:

Lucas 3385.

Seating capacity:

30,808

Record crowd:

34,625 vs. N.Y.,
Oct. 1, 1944.

Season attendance record:

712,918 in 1922.

Starting times:

2 PM days, 8:30 nights,
1:30 doubleheaders.

WASHINGTON SENATORS


Manager—Bucky Harris (No. 50). Coaches—George Myatt (53), Joe Haynes (55), Joe Fitzgerald (52), Nick Altrock (54).

In Service—Daniel Porter, Robert Ross.

No.	Players	B	T	Ht	Wt	Date & Place of Birth	1952 Club	G	W—L	ERA	
PITCHERS											
30	Consuegra, Sandalio	R	R	5'11"	150	9/ 3 '20—Santa Clara, Cuba	Washington	30	6— 0	3.04	
45	Danielson, Robert	R	R	6'	190	7/22/26—W. Bear Lake, Minn.	Charlotte		13— 5	2.62	
16	Dixon, John	L-R	R	6'2½"	205	11/ 5 '24—Charlotte, N. C.	Chattan'ga	47	19—14	3.19	
29	Fleshman, Levi	R	R	6'4"	190	10/20/30—Washington, D. C.	}	Charlotte	10	3— 3	4.43
								Chattan'ga	7	0— 2	6.42
24	Johnson, Donald	R	R	6'3"	190	11/12/26—Portland, Ore.	Washington	29	0— 5	4.43	
22	Marrero, Conrad	R	R	5'7"	158	5/ 1 '15—Sagua LaGnd., Cuba	Washington	22	11— 8	2.89	
20	Masterson, Walter	R	R	6'2"	180	6/22/20—Philadelphia, Pa.	}	Boston	5	1— 1	12.00
								Washington	24	9— 8	3.69
23	Moreno, Julio	R	R	5'9"	170	1/28/23—Guines, Cuba	Washington	26	9— 9	3.98	
49	Pearce, James	R	R	6'6"	180	6/ 9 '25—Zebulon, N. C.	Chattan'ga	27	12— 5	2.98	
19	Porterfield, Ervin	R	R	6'	190	8/10/24—Newport, Va.	}	Washington	31	13—14	2.73
								Havana	39	10— 9	2.02
5	Sanchez, Raul	R	R	6'	150	12/12/30—Marianao, Cuba	}	Washington	3	1— 1	3.46
								Washington	22	11— 7	2.93
17	Shea, Frank	R	R	6'	195	10/ 2 '22—Naugatuck, Conn.	Washington	22	11— 7	2.93	
36	Sima, Albert	R	L	6'	187	10/ 7 '22—Mahwah, N. J.	Chattan'ga	40	24— 9	3.06	
37	Sleater, Louis	L	L	5'10"	185	9/ 8 '27—St. Louis, Mo.	}	St. L.-Wash.	18	4— 3	4.09
								Chattan'ga	3	1— 2	2.70
38	Stewart, Veston	L	L	6'	155	1/ 7 '31—New Bern, N. C.	}	Chattan'ga	26	6— 9	4.58
								Chicago	38	7—12	3.13
7	Stobbs, Charles	L	L	6'1"	185	7/ 2 '29—Wheeling, W. Va.	Chicago	38	7—12	3.13	
31	Stone, Dean	L	L	6'4"	205	9/ 1 '30—Moline, Ill.	Charlotte	30	17—10	3.18	
39	Zeisz, Francis	R	R	5'11½"	175	11/13/27—Buffalo, N. Y.	}	Charlotte	13	9— 3	1.78
								Chattan'ga	25	9— 9	3.80

No.	Players	B	T	Ht	Wt	Date & Place of Birth	1952 Club	G	HR	RBI	BA
CATCHERS											
9	Bradshaw, George	R	R	6'2"	185	9/12/25—Salisbury, N. C.	{ Morganton	34	5	33	.304
							{ Charlotte	64	5	35	.324
11	Grasso, Newton	R	R	6'	195	5/10/22—Newark, N. J.	Washington	115	0	27	.216
10	Oldis, Robert	R	R	6'1"	185	1/ 5/30—Preston, Iowa	Chattanooga	95	0	33	.277
21	Peden, Leslie	R	R	6'1½"	212	9/17/23—Azle, Tex.	Los Angeles	153	18	71	.279
INFIELDERS											
6	Baker, Floyd	L	R	5'10"	160	10/10/19—Lunay, Va.	Washington	79	0	33	.262
41	Davalillo, Pompeyo	R	R	5'7"	154	6/30/31—Caracas, Venezuela	Free Agent	—	—	—	—
15	Dietzel, Leroy	R	R	6'	185	1/ 9/31—Baltimore, Md.	Chattanooga	12	0	5	.340
28	Hoderlein, Melvin	L-R	R	5'10"	185	6/24/23—Newton, Ohio	Washington	72	0	17	.269
39	Runnels, James	L	R	6'	170	1/28/28—Lufkin, Tex.	Washington	152	1	64	.285
34	Taylor, Frederick	L	R	6'3"	198	12/ 3/26—Zanesville, Ohio	{ Tol.-Ch'ston	103	5	45	.227
							{ Washington	10	0	4	.263
12	Terwilliger, Wayne	R	R	5'11"	170	6/27/25—Clare, Mich.	St. Paul	77	4	17	.312
4	Verble, Eugene	R	R	5'9"	165	6/29/28—Concord, N. C.	Chattanooga	154	3	78	.279
3	Vernon, James	L	L	6'2"	175	4/22/18—Marcus Hook, Pa.	Washington	154	10	80	.251
1	Yost, Edward	R	R	5'10"	170	10/13/26—Brooklyn, N. Y.	Washington	157	12	49	.233
OUTFIELDERS											
14	Busby, James	R	R	6'1"	175	1/ 8/27—Kenedy, Tex.	Chi.-Wash.	145	2	47	.236
25	Campos, Francisco	L	L	5'11"	180	5/11/26—Havana, Cuba	Washington	53	0	8	.259
2	Coan, Gilbert	L	R	6'	180	5/18/24—Monroe, N. C.	Washington	107	5	20	.205
8	Jensen, Jack	R	R	5'11"	190	3/ 9/27—San Francisco, Cal.	N. Y.-Wash.	151	10	82	.280
44	Varnier, Glen	L	R	5'10"	173	8/17/30—Hixon, Tenn.	Chattanooga	57	4	26	.290
26	Wood, Kenneth	R	R	6'½"	205	7/ 1, 24—Lincolnton, N. C.	Bos.-Wash.	76	6	32	.226

Washington Senators



BUCKY HARRIS, *Manager*

Clark C. Griffith—President

Calvin R. Griffith—Vice-President

**Wooten E. Young—
Second Vice-President**

H. Gabriel Murphy—Treasurer

**Edward B. Eynon Jr.—
Secretary, Assistant Treasurer,
Traveling Secretary**

Ossie L. Bluege—Director Farm Clubs

Howie Williams—Press Relations

George Lentz—Trainer

Fred Baxter—Equipment Manager

Dr. George A. Resta—Club Physician

Jack Rowzie—P.A. Announcer

John Morrissey—Ticket Manager

Senators Broadcasting Program

TELEVISION

A few dozen of the Senators' games will be telecast over Washington station WTTG (Ch. 5). Bob Wolff and Arch McDonald will alternate between radio and TV play-by-play.

RADIO

All home and away games will be broadcast over station WTTG in Washington, with Bailey Goss aiding Wolff and McDonald. The games will be carried over the following network:

WWDC Washington, D. C.

WCHV Charlottesville, Va.

WREL Lexington, Va.

WLVA Lynchburg, Va.

WANT Richmond, Va.

WTON Staunton, Va.

WNNT Warsaw, Va.

WINC Winchester, Va.

WRFL Winchester, Va.

WSTK Woodstock, Va.

WFVA Fredericksburg, Va.

WCEM Cambridge, Md.

WCUM Cumberland, Md.

WFMD Frederick, Md.

WARK Hagerstown, Md.

WASL Annapolis, Md.

WKIK Leonardtown, Md.

WHVR Hanover, Pa.

Senators Announcers



ARCH McDONALD—Started in radio in 1930, at age of 29, over WDOJ, Chattanooga. After three years of play-by-play for Lookouts, moved to Washington in 1934, and has been there except for brief hitch in New York. Director of Sports for WTOP AM-FM-TV in Washington. Popular toastmaster and lecturer, has made as many as 252 sports talks in one year.



BOB WOLFF—Phi Beta Kappa graduate and baseball player at Duke. At 32, this is his seventh season of radio and TV coverage of Senators' games. Broadcasts major grid games. Active in sports and character building programs through Washington Boys Club.



BAILEY GOSS—Former collegiate all-around athlete specializing in football, track and basketball, Goss gained fame for colorful musings on his "Wrestling from the Coliseum" telecasts. He is extremely popular in Baltimore, where he averages nine hours a week before the mikes.

Senators Leaders, 1952

(*Indicates league leader)



JACKIE JENSEN



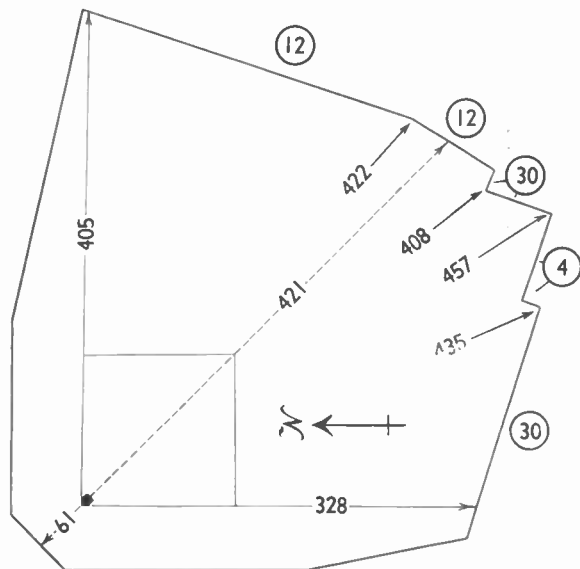
BOB PORTERFIELD

BATTING

Games—Yost, 157 (*)
At bat—Yost, 587
Runs—Yost, 92
Hits—Jensen, 163
Doubles—Vernon, 33
Triples—Vernon, 9
Homers—Yost, 12
Total bases—Jensen, 232
RBI—Jensen, Vernon, 80
Bat. ave.—Runnels, .285
Struck out—Yost, 73
Walks—Yost, 129 (*)
Sacrifices—Yost, 10
Stolen bases—Jensen, 17
Caught stealing—Runnels, 10
Hit by pitcher—Yost, 8

PITCHING

Games—Porterfield, 31
Innings pitched—Porterfield, 231
Games started—Porterfield, 29
Complete games—Marrero, 16
Won—Porterfield, 13
Lost—Porterfield, 14
W-L Pct.—Shea, .611
ERA—Porterfield, 2.73
Shutouts—Porterfield, 3
Strikeouts—Masterson, 89
Bases on balls—Shea, 92
Hits—Porterfield, 222
Runs—Porterfield, 80
Homers—Gumpert, 12
Wild pitches—Shea, Ferrick, 4
Hit batsmen—Gumpert, 5



Griffith Stadium

(Numbers inside ballpark indicate distance from plate in feet)

(Numbers inside circles indicate height of fences in feet)

Home of:

Washington Senators AL
since 1901.

Location:

Georgia Ave. (1B)
W St. (3B)
5th St. (LF)
U St. (RF)

Telephone:

DUpont 7-6333.

Seating capacity:

29,731.

Record crowd:

35,563 vs. N.Y. (2),
July 4, 1936.

Season attendance record:

1,027,216 in 1946.

Starting times:

2:30 PM days, 8:30 nights,
1:30 doubleheaders.

Milwaukee Braves



CHARLIE GRIMM, *Manager*

Louis R. Perini—President
Charles B. Perini—1st Vice-President
Joseph F. Cairnes—
Executive Vice-President
John J. Quinn—
Vice-President, General Manager
Joseph R. Perini—Treasurer
Duffy Lewis—Traveling Secretary
John W. Mullen—
Secretary of Minor Clubs
Jack Zeller—Chief Scout
Francis X. Leary—Auditor

Charles W. Sands—
Public Relations Director
Donald Davidson—
Assistant Director Public Relations
B. J. Romeo—Ticket Manager
Dr. Roger T. Doyle—Club Physician
Dr. Charles Lacks—Trainer
Al Oliver—Field Superintendent
Frank McNulty—Home Batboy
Paul Whittemore—Visitors' Batboy
George Young—Property Man

BROOKLYN DODGERS

Manager—Charles Dressen (No. 7). Coaches—Billy Herman (22), Harry Lavagetto (27), Jake Pitler (31).
In Service—Don Newcombe, Erv Palica, Joe Landrum.

No.	Players	B	T	Ht	Wt	Date & Place of Birth	1952 Club	G	W-L	ERA
PITCHERS										
49	Black, Joe	R	R	6'2"	220	2/ 8/24—Plainfield, N. J.	Brooklyn	56	15- 4	2.15
13	Branca, Ralph	R	R	6'3"	220	1/ 6/26—Mt. Vernon, N. Y.	Brooklyn	16	4- 2	3.84
17	Erskine, Carl	R	R	5'9½"	165	12/13/26—Anderson, Ind.	Brooklyn	33	14- 6	2.70
18	Hughes, Jim	R	R	6'1"	200	3/21/24—Chicago, Ill.	Montreal	45	9- 7	2.84
							Brooklyn	6	2- 1	1.42
41	Labine, Clement	R	R	6'	180	8/ 6/26—Lincoln, R. I.	St. Paul	2	0- 1	5.14
							Brooklyn	25	8- 4	5.14
							St. Paul	4	3- 1	3.75
16	Lehman, Ken	L	L	6'	160	6/10/28—Seattle, Wash.	Brooklyn	4	1- 2	5.40
30	Loes, Billy	R	R	6'1"	165	12/13/29—Long Isl. City, N. Y.	Brooklyn	39	13- 8	2.70
34	Meyer, Russ	R-L	R	6'1"	185	10/25/23—Peru, Ill.	Phillies	37	13-14	3.14
45	Moore, Ray	R	R	6'	195	6/ 1/26—Upper Marlboro, Md.	Ft. Worth	9	1- 3	3.56
							St. Paul	12	4- 4	3.46
							Brooklyn	14	1- 2	4.82
34	Negray, Ron	R	R	6'1"	170	2/26/30—Akron, Ohio	St. Paul	46	11- 7	3.95
							Brooklyn	4	0- 0	3.46
28	Roe, Elwin	R	L	6'1"	163	2/26/18—Ash Flat, Ark.	Brooklyn	27	11- 2	3.11
52	Roebuck, Ed	R	R	6'2"	185	7/ 3/31—East Millsboro, Pa.	Montreal	28	12- 8	2.29
15	Rutherford, John	R	R	5'10½"	155	5/ 5/25—Belleville, Ont., Can.	Brooklyn	22	7- 7	4.27
25	Van Cuyk, Chris	L	L	6'6"	215	3/ 1/27—Kimberly, Wisc.	Pueblo	5	2- 2	2.14
							Brooklyn	23	5- 6	5.14
46	Wade, Ben	R	R	6'3"	200	11/26/22—Morehead City, N. C.	Brooklyn	37	11- 9	3.60

No.	Players	B	T	Ht	Wt	Date & Place of Birth	1952 Club	G	HR	RBI	BA
CATCHERS											
39	Campanella, Roy	R	R	5'8"	206	11/19/21—Philadelphia, Pa.	Brooklyn	128	22	97	.269
44	Leombo, Steve	R	R	6'1"	190	11/13/26—Brooklyn, N. Y.	{ Ft. Worth } Brooklyn	81	1	16	.221
37	Teed, Dick	R	R	5'11"	180	3/ 8/26—Springfield, Mass.	Mobile	90	7	32	.273
32	Thompson, Charlie	L	R	5'11"	180	3/ 1/25—Coalport, Pa.	Montreal	115	5	60	.303
10	Walker, Albert	L	R	6'1"	185	5/16/26—Lenoir, N. C.	Brooklyn	46	1	19	.259
INFIELDERS											
11	Belardi, Wayne	L	L	6'1"	185	9/ 5/30—St. Helena, Cal.	Ft. Worth	149	20	90	.302
	3 Cox, Billy	R	R	5'8½"	150	8/29/19—Newport, Pa.	Brooklyn	116	6	34	.259
35	Gilliam, James	R-L	R	5'0½"	175	10/17/28—Nashville, Tenn.	Montreal	151	9	112	.301
43	Hoak, Don	R	R	6'½"	165	2/ 5/28—Roulette, Pa.	Montreal	144	6	70	.293
14	Hodges, Gil	R	R	6'1½"	200	4/ 4/24—Princeton, Ind.	Brooklyn	153	32	102	.254
	2 Morgan, Bobby	R	R	5'9½"	175	6/29/26—Okla. City, Okla.	Brooklyn	67	7	16	.236
	1 Reese, Pee Wee	R	R	5'9½"	175	7/23/19—Ekron, Ky.	Brooklyn	149	6	58	.272
42	Robinson, Jackie	R	R	5'11¾"	205	1/31/19—Cairo, Ga.	Brooklyn	149	19	75	.308
23	Zimmer, Don	R	R	5'9"	165	1/17/31—Cincinnati, Ohio	Mobile	153	17	91	.310
OUTFIELDERS											
	5 Amoros, Edmundo	L	L	5'7½"	168	1/30/32—Matanzas, Cuba	{ St. Paul } Brooklyn	129	19	78	.337
24	Antonello, Bill	R	R	5'11"	185	5/19/27—Brooklyn, N. Y.	Mobile	153	28	130	.290
26	Cimoli, Gino	R	R	6'1"	180	12/18/29—San Francisco, Cal.	St. Paul	142	5	70	.319
	6 Furillo, Carl	R	R	5'11"	190	3/ 8/22—Stony Cr. Mills, Pa.	Brooklyn	134	8	59	.247
20	Mauro, Carmen	L	R	6'1"	155	11/10/26—St. Paul, Minn.	Montreal	140	11	61	.327
36	Moryn, Walter	L	R	6'2"	205	4/12/26—St. Paul, Minn.	Montreal	114	16	70	.276
33	Sharman, Bill	R	R	6'2"	190	5/25/28—Abilene, Tex.	St. Paul	137	16	77	.294
	8 Shuba, George	L	R	5'11½"	180	12/13/24—Youngstown, Ohio	Brooklyn	94	9	40	.305
	4 Snider, Edwin	L	R	6'	185	9/19/26—Los Angeles, Cal.	Brooklyn	144	21	92	.303
29	Thompson, Don	L	L	6'	185	12/28/23—Svepsonville, N. C.	Montreal	71	4	58	.346
38	Williams, Dick	R	R	6'	190	5/ 7/29—St. Louis, Mo.	Brooklyn	36	0	11	.309

Braves Broadcasting System

RADIO

Milwaukee radio station WEMP will broadcast all home and road games.

TELEVISION

A limited number of games may be telecast over Milwaukee station WTMJ-TV (Ch. 3).

ANNOUNCERS

The Braves' announcers for the past few years are shown on Page 73. With the change of the franchise from Boston to Milwaukee this year, the Braves signed the young and popular Milwaukee announcer, EARL GILLESPIE. Earl gained his inside knowledge of baseball while playing first base for the Green Bay Blue Jays of the Wisconsin State League. He broke into radio at Green Bay and quickly won the job as regular announcer of all home and road games played by the pro football Packers of that city. Last Winter he also broadcast all home and road games of the pro basketball Milwaukee Hawks. He became Milwaukee's regular baseball broadcaster in 1951.

Braves Announcers



JIMMY BRITT—Started broadcasting sports at Detroit U. and came to Boston in 1939, making an instant hit. Served as an officer in the Navy 1943-45. Has broadcast World Series and All-Star Games in baseball, Bowl games in football. Switched to Braves in 1951 as broadcaster and has been leading figure in their "Jimmy Fund" which has raised over \$1,000,000 for child cancer research.



LESTER SMITH—Yankee Network's ace sportscaster and special events announcer. After breaking in as announcer at WDEV, Waterbury, Vt., he came to WNAC in Boston in 1944. Besides versatile sports programs, he handles quiz shows, fashions, news analysis, interviews, etc. A Dartmouth graduate, he furthered dramatic studies at NYU and Columbia. Worked briefly as sports writer and special correspondent.

Braves Leaders, 1952

(*Indicates league leader)



SID GORDON



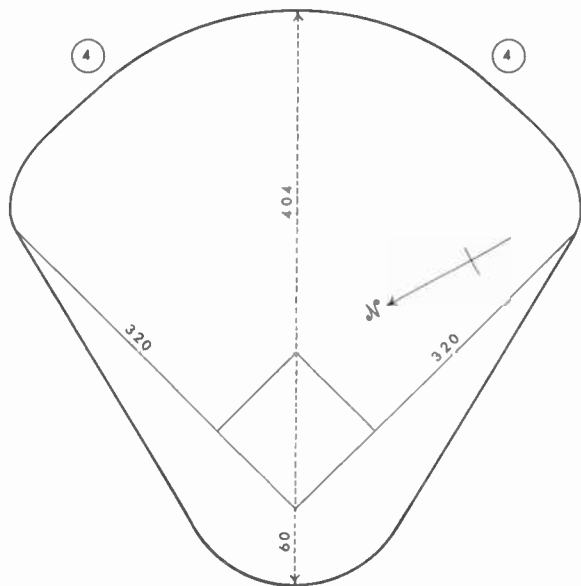
WARREN SPAHN

BATTING

Games—Jethroe, 151
At bat—Jethroe, 608
Runs—Mathews, 80
Hits—Gordon, 151
Doubles—Mathews, Jethroe, 23
Triples—Jethroe, 7
Homers—Gordon, Mathews, 25
Total bases—Gordon, 252
RBI—Gordon, 75
Bat. ave.—Gordon, .289
Struck out—Mathews, 115 (*)
Walks—Gordon, 77
Sacrifices—Sisti, 10
Stolen bases—Jethroe, 28
Caught stealing—Jethroe, 9
Hit by pitcher—Jethroe, 9

PITCHING

Games—Burdette, 45
Innings pitched—Spahn, 290
Games started—Spahn, 35
Complete games—Spahn, 19
Won—Spahn, 14
Lost—Spahn, 19
W-L Pct.—Surkont, .480
ERA—Spahn, 2.98
Shutouts—Spahn, 5
Strikeouts—Spahn, 183 (*)
Bases on balls—Wilson, 90
Hits—Spahn, 263
Runs—Wilson, 114
Homers—Spahn, Wilson, Surkont, 19
Wild pitches—Surkont, 7
Hit batsmen—Spahn, 6



Milwaukee County Stadium

(Numbers inside ballpark indicate distance from plate in feet)

(Numbers inside circles indicate height of fences in feet)

Home of:

Milwaukee Braves (NL)
since 1953.

Location:

Mitchell Blvd. Rd. (1B)
Story Pkwy. Road (3B)
South 44th St. (LF).

Telephones:

Greenfield 6-9860
(also 9861-2-5-6-7-8)

Seating capacity:

40,000.

Starting times:

2 PM days, 8:15 nights,
8:15 doubleheaders.

MILWAUKEE BRAVES

Manager—Charles Grimm (No. 40). Coaches—John Cooney (28), Bucky Walters (31), Bob Keely (35).

In Service—Chet Nichols, Phil Paine.

No.	Players	B	T	Ht	Wt	Date & Place of Birth	1952 Club	G	W—L	ERA
PITCHERS										
34	Antonelli, John	L	L	6'1½"	185	4/12/30—Rochester, N. Y.	Service	—	—	—
24	Bickford, Vern	R	R	6'	185	8/17/20—Hellier, Ky.	Braves	26	7—12	3.74
10	Buhl, Bob	R	R	6'2"	180	8/12/28—Saginaw, Mich.	Service	—	—	—
33	Burdette, Lou	R	R	6'2"	180	11/22/26—Nitro, W. Va.	Braves	45	6—11	3.61
30	Cole, Dave	R	R	6'2"	175	8/29/30—Williamsport, Md.	Braves	22	1—1	4.00
56	Conley, Gene	R	R	6'8"	225	11/10/30—Muskogee, Okla.	{Braves	4	0—3	7.61
							}Milwaukee	20	11—4	3.15
47	Crone, Ray	R	R	6'2"	165	8/7/31—Memphis, Tenn.	{Atlanta	6	1—2	9.00
							}Hartford	27	12—11	3.40
20	Donovan, Dick	L	R	6'3"	190	12/7/27—Boston, Mass.	{Braves	7	0—2	5.54
							}Milwaukee	16	4—6	4.55
22	Jester, Virgil	R	R	5'11"	188	7/23/27—Denver, Colo.	{Milwaukee	19	10—5	4.50
							}Braves	19	3—5	3.33
32	Johnson, Ernie	R	R	6'4"	195	6/16/24—Brattleboro, Vt.	Braves	29	6—3	4.11
16	Jolly, Dave	R	R	6'	165	10/14/24—Stony Point, N. C.	Kansas City	40	6—1	3.51
26	Kelly, Dick	R	L	6'1"	180	10/7/28—Quincy, Mass.	Hartford	31	7—8	3.69
43	Liddle, Don	L	L	5'10"	165	5/25/26—Mt. Carmel, Ill.	Milwaukee	34	17—4	2.70
21	Spahn, Warren	L	L	6'	175	4/23/21—Buffalo, N. Y.	Braves	40	14—19	2.98
36	Surkont, Max	R	R	6'	205	6/16/22—Central Falls, R. I.	Braves	31	12—13	3.77
11	Wall, Murray	R	R	6'3"	185	9/19/26—Dallas, Tex.	Milwaukee	38	16—10	4.08
19	Wilson, Jim	R	R	6'1"	195	2/20/22—San Diego, Cal.	Braves	33	12—14	4.23

No.	Players	B	T	Ht	Wt	Date & Place of Birth	1952 Club	G	HR	RBI	BA
CATCHERS											
14	Burris, Paul	R	R	6'	180	7/21/23—Hickory, N. C.	Braves	55	2	21	.220
39	Cooper, Walker	R	R	6'3"	195	1/8/15—Atherton, Mo.	Braves	102	10	55	.235
	1 Crandall, Del	R	R	6'1½"	180	3/5/30—Ontario, Cal.	Service	—	—	—	—
25	Parks, Jack	L	R	6'2"	200	6/12/28—Sayreton, Ala.	{Milwaukee	3	0	0	.000
							}Atlanta	92	14	58	.271
42	St. Claire, Ebba	L-R	R	6'1"	219	8/5/21—Whitehall, N. Y.	Braves	39	2	4	.213
45	Solt, Jim	R	R	5'11"	205	12/29/28—Ft. Eustis, Va.	Atlanta	101	6	51	.310
INFIELDERS											
9	Adcock, Joe	R	R	6'4"	210	10/30/27—Coushatta, La.	Cincinnati	117	13	52	.278
37	Crowe, George	L	L	6'2"	210	3/22/23—Whiteland, Ind.	{Braves	73	4	20	.258
							}Milwaukee	27	6	29	.351
	6 Dittmer, Jack	L	R	6'1"	175	1/10/28—Elkader, Iowa	{Milwaukee	57	8	55	.356
							}Braves	93	7	41	.193
12	Ertman, Hank	L	L	5'10½"	185	10/18/23—Sobieski, Wisc.	Milwaukee	127	17	76	.291
15	Hanebrink, Harry	L	R	6'	165	11/12/27—St. Louis, Mo.	Atlanta	145	6	67	.291
	2 Klaus, Bill	L	R	5'9"	160	12/9/28—Spring Grove, Ill.	{Braves	7	0	0	.000
							}Milwaukee	143	7	74	.296
							{Milwaukee	42	6	27	.301
23	Logan, Johnny	R	R	5'11"	175	3/23/27—Endicott, N. Y.	}Braves	117	4	42	.283
46	Mainzer, Bob	R	R	5'11"	170	9/1/26—Chicago, Ill.	Wichita Falls	142	9	105	.326
41	Mathews, Ed	L	R	6'2"	198	10/13/31—Texarkana, Tex.	Braves	145	25	58	.242
53	Pendleton, Jim	R	R	6'	175	1/7/26—St. Charles, Mo.	Montreal	151	11	92	.291
13	Sisti, Sibbi	R	R	5'11"	185	7/26/20—Buffalo, N. Y.	Braves	90	4	24	.212
OUTFIELDERS											
38	Bruton, Bill	L	R	6'	170	12/22/29—Panola, Ala.	Milwaukee	154	5	62	.325
	4 Gordon, Sid	R	R	5'10"	180	8/13/18—Brooklyn, N. Y.	Braves	144	25	75	.289
	5 Jethroe, Sam	L-R	R	6'1"	178	1/20/22—E. St. Louis, Ill.	Braves	151	13	58	.232
29	Marquez, Luis	R	R	5'10"	190	10/26/25—Aguadilla, P. R.	Milwaukee	136	14	99	.345
48	Pafko, Andy	R	R	6'	190	2/25/21—Boyceville, Wisc.	Dodgers	150	19	85	.287
27	Tanner, Chuck	L	L	6'	185	7/4/29—New Castle, Pa.	{Milwaukee	11	0	4	.148
							}Atlanta	117	2	65	.345
18	Thorpe, Bob	R	R	6'	190	11/19/26—Caryville, Fla.	Braves	81	3	26	.260
	8 Whisenant, Pete	R	R	6'2"	190	12/14/29—Asheville, N. C.	{Braves	24	0	7	.192
							}Milwaukee	68	2	25	.256

Brooklyn Dodgers



CHARLIE DRESSEN, *Manager*

Walter F. O'Malley—President

E. J. (Buzzie) Bavasi—
Vice-President, General Manager

Fresco Thompson—Vice-President,
Director of Minor League Clubs

Harry R. C. Hickey—Treasurer

Wm. J. Gibson—Assistant Treasurer

Henry J. Walsh—Secretary

Harold F. Parrott—Business Manager

Lee Scott—Traveling Secretary

Frank Graham Jr.—
Director of Publicity

Allan Roth—Statistician

Alden Clark—Purchasing Agent

Irving Rudd—Promotions

Dr. Eugene Zorn—Team Surgeon

Dr. Harold Wendler—Trainer

Andy High—Chief Scout

Jim Thomson—
Ebbets Field Superintendent

Tex Rickards—
Public Address Announcer

John Griffin—Clubhouse Custodian

Charles DiGiovanna—Batboy

Dodgers Broadcasting Program

TELEVISION

Home games are telecast over New York station WOR-TV (Ch. 9).

RADIO

All games will be broadcast over New York radio station WMGM. Both TV and radio announcing will be done by Red Barber, Connie Desmond and Vince Scully.



VINCE SCULLY—Latest member of Dodger broadcasting team, Scully, now 26, got his chance at broadcasting when someone heard his fine job as public announcer of Fordham's football games in 1948. Vince himself was a varsity outfielder for the Rams' baseball team. Still handles grid play-by-play in weekly CBS roundup.

Dodger Announcers



WALTER L. (RED) BARBER—Big league broadcaster for 19 years and Dodger announcer for 14, Red is a Mississippi-born, Florida-educated, Cincinnati-radio-bred Brooklynite who has broadcast 13 World Series. He hitchhiked to U. of Florida, worked his way through college and got first radio break reading an agricultural paper over WRUF, the university station. Worked four years as announcer there, then became Reds' play-by-play broadcaster for several years before coming to Brooklyn. Now sports director of CBS, an ace football announcer and newsreel commentator.



CONNIE DESMOND—Played baseball, football and basketball in high school and college. Attended Notre Dame three years, then broke into radio as broadcaster of Toledo (AA) games over WSPD in 1931. Later became sports director of the station. Also covered Big Ten football games, golf championships, etc., before going to Columbus in '40, New York in '42 (as Mel Allen's assistant). He teamed with Red Barber on the Dodger broadcasts in 1943 and has been a fixture since.

Dodger Leaders, 1952

(*Indicates league leader)



JACKIE ROBINSON



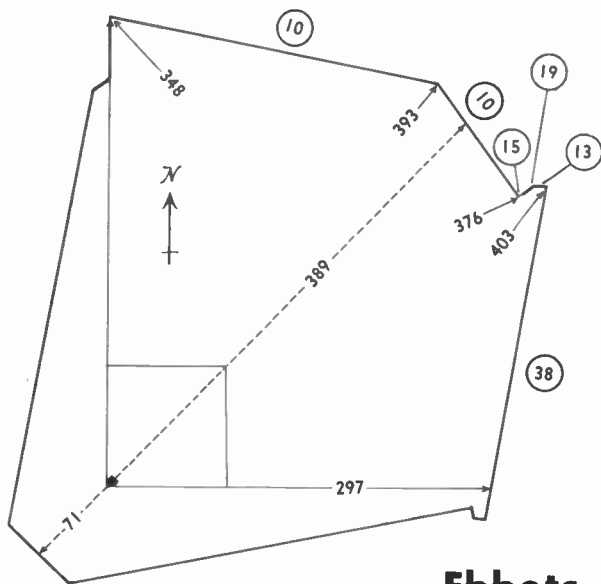
JOE BLACK

BATTING

Games—Hodges, 153
At bat—Reese, 559
Runs—Robinson, 104
Hits—Snider, 162
Doubles—Hodges, 27
Triples—Reese, 8
Homers—Hodges, 32
Total bases—Snider, 264
RBI—Hodges, 102
Bat. ave.—Robinson, .308
Struck out—Hodges, 90
Walks—Hodges, 107
Sacrifices—Reese, 15
Stolen bases—Reese, 30 (*)
Caught stealing—Cox, 12 (*)
Hit by pitcher—Robinson, 14

PITCHING

Games—Black, 56
Innings pitched—Erskine, 207
Games started—Erskine, 26
Complete games—Erskine, 10
Won—Black, 15
Lost—Wade, 9
W-L Pct.—Black, .789
ERA—Erskine, Loes, 2.70
(Black 2.15 in 142 inns.)
Shutouts—Loes, Erskine, 4
Strikeouts—Erskine, 131
Bases on balls—Wade, 94
Hits—Erskine, 167
Runs—Wade, 81
Homers—Wade, 19
Wild pitches—Erskine, 6
Hit batsmen—Van Cuyk, 5



Ebbets Field

(Numbers inside ballpark indicate distance from plate in feet)

(Numbers inside circles indicate height of fences in feet)

Home of:

Brooklyn Dodgers NL
since 1913.

Location:

Bedford Ave. (RF)
Sullivan Pl. (1B)
McKeever Pl. (3B)
Montgomery St. (LF)

Telephone:

BUckminster 4-8500.

Seating capacity:

32,111.

Record crowd:

41,209 vs. N.Y. (2),
May 30, 1934.

Season attendance record:

1, 807,526 in 1947.

Starting times:

1:30 days (Sundays, 2:05)
6:00 twi-nights, 8:00 nights.

Chicago Cubs



PHIL CAVARRETTA, *Manager*

Philip K. Wrigley—President
Wid C. Matthews—
 Director of Player Personnel
James T. Gallagher—Business Manager
Margaret Donahue—
 Vice-President, Secretary
Earl W. Nelson—
 Vice-President, Treasurer
Harrison Wickel—
 Farm System Director

Cliff Jaffe—Public Relations Director
Robert C. Lewis—Traveling Secretary
George Doyle—Ticket Manager
Robert Dorr—Grounds Superintendent
Ray Kneip—Concession Manager
Gene Lawing—Assistant Farm Director
Al Scheuneman—Trainer
Dr. L. L. Braun—Team Physician
Pat Piper—Public Address Announcer
Yosh Kawano—Equipment Manager

CHICAGO CUBS

Manager—Phil Cavarretta (No. 44). Coaches—Roy Johnson (42), Virgil Davis (47), Charlie Root (49), Ray Blades (3).

In Service—Harry Chiti.

No.	Players	B	T	Ht	Wt	Date & Place of Birth	1952 Club	G	W—L	ERA
PITCHERS										
31	Baczewski, Fred	L	L	6'2½"	185	5/15/26—St. Paul, Minn.	{ Los Angeles	16	1— 4	5.86
							/ Shreveport	14	6— 4	2.41
53	Fear, Vern	R	R	6'	170	8/21/25—Everly, Iowa	{ Springfield	23	6— 8	2.95
							} Cubs	4	0— 0	7.88
18	Hacker, Warren	R	R	6'1"	185	11/21/24—Marissa, Ill.	Cubs	33	15— 9	2.58
19	Hatten, Joe	R	L	5'11½"	175	11/ 7/17—Bancroft, Iowa	{ Cubs	13	4— 4	6.12
							/ Los Angeles	16	8— 8	2.25
32	Howe, Calvin	L	L	6'3"	205	11/27/25—Rock Falls, Ill.	{ Macon	30	7— 3	2.28
							} Cubs	1	0— 0	0.00
26	Jones, Sheldon	R	R	6'	180	2/ 2/22—Tecumseh, Nebr.	Braves	39	1— 4	4.76
33	Kelly, Bob	R	R	6'	175	10/ 4/27—Cleveland, Ohio	Cubs	31	4— 9	3.60
36	Klippstein, Johnny	R	R	6'1"	170	10/17/27—Washington, D. C.	Cubs	41	9—14	4.43
20	Leonard, Dutch	R	R	6"	200	3/25/10—Auburn, Ill.	Cubs	45	2— 2	2.15
35	Lown, Turk	R	R	6'	180	5/30/24—Brooklyn, N. Y.	Cubs	33	4—11	4.36
24	Minner, Paul	L	L	6'4½"	200	7/30/23—New Wilmington, Pa.	Cubs	28	14— 9	3.73
17	Rush, Bob	R	R	6'5"	200	12/21/25—Battle Creek, Mich.	Cubs	34	17—13	2.70
34	Schultz, Bob	R	L	6'3"	200	11/27/23—Louisville, Ky.	Cubs	29	6— 3	4.01
30	Simpson, Tom	R	R	6'1½"	190	9/15/27—Columbus, Ohio	Springfield	27	3—11	3.67
10	Stabelfeld, Elvin	R	R	5'11"	185	9/ 9/26—Cherokee, Iowa	Service	—	—	—
48	Verbic, Dick	R	R	6'2½"	195	1/17/26—Aurora, Ill.	Des Moines	22	5—13	3.51
28	Willis, Jim	L	R	6'3"	175	3/20/27—Doyline, La.	Shreveport	33	16—11	2.73

No.	Players	B	T	Ht	Wt	Date & Place of Birth	1952 Club	G	HR	RBI	BA
CATCHERS											
11	Atwell, Toby	L	R	5'9½"	185	3/8/24—Leesburg, Va.	Cubs	107	2	31	.290
23	Evans, Al	R	R	5'11"	195	9/28/16—Kenly, N. C.	Louisville	93	4	39	.257
	8 McCullough, Clyde	R	R	5'11"	180	3/14/18—Nashville, Tenn.	Pirates	66	1	15	.233
25	Pramesa, John	R	R	6'2½"	225	8/18/25—Barton, Ohio	Cubs	22	1	5	.283
15	Sawatski, Carl	L	R	5'10"	220	11/4/27—Shickshinny, Pa.	Springfield Service	26	1	11	.326
INFIELDERS											
43	Brinkopf, Leon	R	R	5'11½"	185	10/20/26—Cape Girardeau, Mo.	Cubs Los Angeles	9 135	0 27	2 67	.182 .238
12	Brown, Tommy	R	R	6'1"	180	12/6/27—Brooklyn, N. Y.	Phillies-Cubs	79	4	26	.302
44	Cavarretta, Phil	L	L	5'11"	175	7/19/16—Chicago, Ill.	Cubs	41	1	8	.238
40	Fondy, Dee	L	L	6'3"	195	10/31/24—Staton, Tex.	Cubs	145	10	67	.300
	2 Jackson, Randy	R	R	6'1½"	180	2/10/26—Little Rock, Ark.	Cubs	116	9	34	.232
21	Miksis, Eddie	R	R	6'½"	182	9/11/26—Burlington, N. J.	Cubs	93	2	19	.232
	5 Ramazzotti, Bob	R	R	5'9"	180	1/16/19—Elanora, Pa.	Cubs	50	1	12	.284
	1 Richards, Fred	L	L	6'	185	11/3/27—Warren, Ohio	Springfield Des Moines	15 126	0 8	2 60	.132 .289
	6 Serena, Bill	R	R	5'9½"	185	10/2/24—Alameda, Cal.	Cubs	122	15	61	.274
39	Smalley, Roy	R	R	6'3"	190	6/9/26—Springfield, Mo.	Cubs	87	5	30	.222
29	Ward, Preston	L	R	6'4"	198	7/24/27—Columbia, Mo.	Service	—	—	—	—
OUTFIELDERS											
16	Addis, Bob	L	R	6'	185	11/6/25—Mineral, Ohio	Cubs	93	1	20	.295
	7 Baumholtz, Frank	L	L	5'11½"	175	10/7/19—Midvale, Ohio	Cubs	103	4	35	.325
22	Hermanski, Gene	L	R	5'11"	185	5/11/21—Pittsfield, Mass.	Cubs	99	4	34	.255
	4 Jeffcoat, Hal	R	R	5'11"	185	9/6/24—W. Columbia, S. C.	Cubs	102	7	30	.219
	9 Sauer, Hank	R	R	6'4"	200	3/17/19—Pittsburgh, Pa.	Cubs	151	37	121	.270
14	Schramka, Paul	L	L	6'	185	3/22/28—Milwaukee, Wis.	Service	—	—	—	—

Cubs Broadcasting Program

TELEVISION

All home games will be telecast over Chicago station WGN-TV (Ch. 9). Jack Brickhouse will announce play-by-play, aided by Harry Creighton.

RADIO

Chicago station WIND is the parent station of a radio network which will carry the Cub games. Bert Wilson will announce, assisted by Bud Campbell. The network:

WDZ	Decatur, Ill.	WHBY	Appleton, Wisc.
WKEI	Kewanee, Ill.	WHOW	Clinton, Ill.
WCTW	Newcastle, Ind.	WIGM	Medford, Wisc.
WJVA	Mishawaka, Ind.	WKAM	Warsaw, Ind.
WQUA	Moline, Ill.	WKLJ	Sparta, Wisc.
WXLW	Indianapolis, Ind.	WLBH	Mattoon, Ill.
KASI	Ames, Iowa	WLTX	La Crosse, Wisc.
KCRG	Cedar Rapids, Iowa	WMNE	Menomonie, Wisc.
KFIZ	Fond Du Lac, Wisc.	WOKW	Sturgeon Bay, Wisc.
KRIB	Mason City, Iowa	WSAL	Logansport, Ind.
KROS	Clinton, Iowa	WSIV	Pekin, Ill.
KVFD	Fort Dodge, Iowa	WSPT	Stevens Point, Wisc.
KWPC	Muscatine, Iowa	WTRW	Two Rivers, Wisc.
WASK	Lafayette, Ind.	WSHB	Stillwater, Minn.
WBIZ	Eau Claire, Wisc.	WSDR	Sterling, Ill.
WDLB	Marshfield, Wisc.	WGIL	Galesburg, Ill.
WDUZ	Green Bay, Wisc.	WBAT	Marion, Ind.

Cub Announcers



BERT WILSON—Made debut as singer over Cedar Rapids, Iowa, station in 1930. Entered U. of Iowa that year and sang over college station WSUI, until called to fill in for ailing sports announcer. Started sportscasting commercially in 1931, covering baseball and football, but has branched out into hockey, auto racing, etc. Came to Chicago in '43 and has been Cubs' radio "regular" ever since. Has been "ham" radio operator 25 years, and communicated with Commander Byrd on first trip to South Pole in 1928.




CLAUDE (BUD) CAMPBELL—Attended LSU three years, majoring in geology, before entering Army. Returned after war to earn degree in speech. Was chief announcer over school's FM radio station. Graduated in 1948 and joined WIBR, Baton Rouge, La., as sports director and news editor. In 1950, moved to WIND, Chicago. His first day at WIND he broadcast three scholastic basketball tourney games in Lafayette, Ind., then hurried back to Chicago for ticker re-creation of Sox-Cubs exhibition game.

JACK BRICKHOUSE and HARRY CREIGHTON—(See Page 24).



Cub Leaders, 1952

(*Indicates league leader)



HANK SAUER



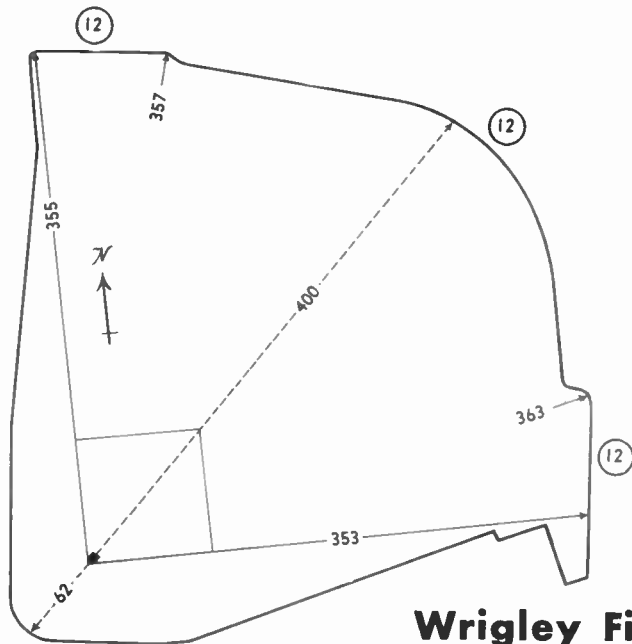
WARREN HACKER

BATTING

Games—Sauer, 151
At bat—Sauer, 567
Runs—Sauer, 89
Hits—Fondy, 166
Doubles—Sauer, 31
Triples—Fondy, 9
Homers—Sauer, 37 (*)
Total bases—Sauer, 301
RBI—Sauer, 121 (*)
Bat. ave.—Baumholtz, .325
Struck out—Sauer, 92
Walks—Sauer, 77
Sacrifices—Baumholtz, Jeffcoat, Klippstein, 7
Stolen bases—Fondy, 13
Caught stealing—Fondy, 11
Hit by pitcher—Sauer, 4

PITCHING

Games—Leonard, 45
Innings pitched—Rush, 250
Games started—Rush, 32
Complete games—Rush, 17
Won—Rush, 17
Lost—Klippstein, 14
W-L Pct.—Hacker, .625
ERA—Hacker, 2.58
Shutouts—Hacker, 5
Strikeouts—Rush, 157
Bases on balls—Lown, 93
Hits—Klippstein, 208
Runs—Klippstein, 110
Homers—Klippstein, Hacker, 17
Wild pitches—Klippstein, 12 (*)
Hit batsmen—Klippstein, Rush, 6



Wrigley Field

(Numbers inside ballpark indicate distance from plate in feet)

(Numbers inside circles indicate height of fences in feet)

Home of:

Chicago Cubs NL
since 1916.

Location:

Waveland Ave. (LF)
Sheffield Ave. (RF)
Addison St. (1B)
Clark St. (Plate)

Telephone:

BUckingham 1-5050.

Seating capacity:

36,755

Record crowd:

46,965 vs. Pitts. (2),
May 31, 1948.

Season attendance record:

1,485,166 in 1929.

Starting time:

1:30 for all games.

CINCINNATI REDS

Manager—Rogers Hornsby (No. 50). Coaches—Ford Garrison (51), Buster Mills (52).

In Service—Tom Acker, Lloyd Merriman, Rudy Minarcin, Moe Savransky, Ted Tappe.

No.	Players	B	T	Ht	Wt	Date & Place of Birth	1952 Club	G	W—L	ERA
PITCHERS										
45	Blake, Ed	R	R	5'11"	175	12/23/26—E. St. Louis, Ill.	{ Cincinnati	2	0—0	0.00
							{ Milwaukee	21	10—3	3.96
							{ Philadelphia	2	0—0	10.80
41	Church, Emory	R	R	6'	180	9/12/25—Birmingham, Ala.	{ Cincinnati	29	5—9	4.35
34	Erault, Ed	R	R	6'	185	9/26/24—Portland, Ore.	Kansas City	30	21—5	3.00
43	Fisher, Maurice	R	R	6'5"	200	2/16/31—Wells County, Ind.	Salisbury	29	14—10	4.00
30	Foulk, Leon	L	R	6'2"	188	2/14/26—Williamsport, Pa.	{ Toronto	3	0—0	6.00
							{ Tulsa	16	3—4	2.79
42	Johannes, Ivan	L	L	6'2"	195	4/12/30—Rockford, Ill.	Retired	—	—	—
40	Jordan, Niles	L	L	6'	180	12/ 1/26—Lyman, Wash.	{ Cincinnati	3	0—1	10.50
							{ Tulsa	32	10—12	2.72
47	Judson, Howard	R	R	6'1"	195	2/16/26—Hebron, Ill.	Chicago (A)	21	0—1	4.24
37	King, Clyde	B	R	6'1"	183	5/23/25—Goldsboro, N. C.	Brooklyn	23	2—0	5.02
48	Martin, Barney	R	R	5'11"	170	3/ 3/23—Columbia, S. C.	Columbia	33	23—7	2.13
46	Nevel, Ernie	R	R	6'1"	190	8/17/19—Charleston, Miss.	Kansas City	22	7—6	4.66
39	Nuxhall, Joe	L	L	6'3"	220	7/30/28—Hamilton, Ohio	Cincinnati	37	1—4	3.23
35	Perkowski, Harry	L	L	6'2"	190	9/ 6/22—Dante, Va.	Cincinnati	33	12—10	3.80
38	Podbielan, Clarence	R	R	6'2"	180	3/ 6/24—Curlaw, Wash.	{ Brooklyn	3	0—0	18.00
							{ Cincinnati	24	4—5	2.79
44	Ross, Cliff	L	L	6'4"	195	8/ 3/28—Philadelphia, Pa.	Service	—	—	—
36	Raffensberger, Ken	R	L	6'1"	205	8/ 8/17—York, Pa.	Cincinnati	38	17—13	2.81
32	Smith, Frank	R	R	6'3"	200	4/ 4/28—Pier Pt. Manor, N. Y.	Cincinnati	53	12—11	3.76
31	Wehmeier, Herm	R	R	6'3"	200	2/18/27—Cincinnati, Ohio	Cincinnati	33	9—11	5.16

No.	Players	B	T	Ht	Wt	Date & Place of Birth	1952 Club	G	HR	RBI	BA
CATCHERS											
5	Baldwin, Frank	R	R	5'11"	195	12/25/28—Califon, N. J.	St. Paul	120	12	57	.255
6	Foiles, Hank	R	R	6'	190	6/10/29—Richmond, Va.	Ottawa	28	1	13	.218
9	Kinaman, Dick	R	R	6'	190	11/10/25—Los Angeles, Cal.	Sacramento	22	0	3	.207
							Okla. City	25	0	7	.268
							Indianapolis	40	6	19	.259
							Tulsa	118	1	48	.300
3	Landrith, Hobie	L	R	5'10"	170	3/16/30—Decatur, Ill.	Cincinnati	15	0	4	.260
7	Seminick, Andy	R	R	5'10"	187	9/12/20—Pierce, W. Va.	Cincinnati	108	14	50	.256
INFIELDERS											
12	Adams, Bob	R	R	5'10"	170	12/14/21—Tuolumne, Cal.	Cincinnati	154	6	48	.283
							Montreal	5	0	3	.368
14	Bridges, Rocky	R	R	5'8"	175	8/ 7/27—Refugio, Tex.	Brooklyn	51	0	2	.196
10	Grammas, Alex	R	R	6'	175	4/ 3/27—Birmingham, Ala.	Tulsa	158	2	51	.243
15	Hatton, Grady	L	R	5'9"	175	10/ 7/22—Beaumont, Tex.	Cincinnati	128	9	57	.213
18	Kluszewski, Ted	L	L	6'2"	225	9/10/24—Argo, Ill.	Cincinnati	135	16	86	.320
11	McMillan, Roy	R	R	5'11"	170	7/17/30—Bonham, Tex.	Cincinnati	154	7	57	.244
13	Pellagrini, Ed	R	R	5'9"	155	3/13/19—Boston, Mass.	Cincinnati	46	1	3	.170
							Cincinnati	30	1	5	.196
16	Temple, John	R	R	5'11"	175	8/ 8/29—Lexington, N. C.	Tulsa	143	2	31	.306
OUTFIELDERS											
25	Bell, Gus	L	R	6'2"	190	11/15/28—Louisville, Ky.	Hollywood	17	2	13	.297
							Pittsburgh	131	16	59	.250
24	Borkowski, Bob	R	R	6'	180	1/27/27—Dayton, Ohio	Cincinnati	126	4	24	.252
21	Escalera, Saturnino	L	L	5'10"	165	11/29/29—Santurce, P. R.	Tol.-Charles.	148	4	39	.249
23	Greengrass, Jim	R	R	6'1"	200	10/24/27—Addison, N. Y.	Beaumont	151	22	101	.276
							Cincinnati	18	5	24	.309
20	Marquis, Bob	L	L	6'1"	170	12/23/24—Okla. City, Okla.	Kansas City	97	10	32	.246
22	Marshall, Willard	L	R	6'1"	205	2/ 8/21—Richmond, Va.	Boston	21	2	11	.227
							Cincinnati	107	8	46	.267
28	Post, Wally	R	R	6'1"	190	7/ 9/29—St. Wendelino, Ohio	Cincinnati	19	2	7	.155
							Milwaukee	51	5	24	.242

Cincinnati Reds



ROGERS HORNSBY, *Manager*

Powel Crosley Jr.—President
Gabriel Paul—
Vice-President, General Manager
Lewis Crosley—Vice-President
Thomas M. Conroy—
Secretary, Treasurer
W. P. Bramham—
Assistant Secretary-Treasurer
Wm. McKechnie Jr.—
Director of Minor League Clubs

Hank Zureick—Publicity Director
John Murdough—Traveling Secretary
Charles Morris—Ticket Manager
Dr. Reed Shank—Club Physician
Dr. Wayne Anderson—Trainer
Ray Evans—Equipment Manager
Matty Schwab—Park Superintendent
Paul Sommerkamp—
Public Address Announcer
Bernard Stowe—Home Batboy

Reds Broadcasting Program

TELEVISION

All home games, except Sundays, holidays and night games, will be telecast over:

WCPO-TV, Cincinnati, Ohio (Ch. 7)

WTTV, Bloomington, Ind. (10)

WLW-C, Columbus, Ohio (3)

RADIO

Waite Hoyt and Bob Gilmore handle both radio and TV. They broadcast all home games on the spot and re-creations of home games. The Reds' radio network includes:

WHBU Anderson, Ind.

WTTS Bloomington, Ind.

WKBV Richmond, Ind.

WFML Washington, Ind.

WCNB Connersville, Ind.

WFTM Maysville, Ky.

WVLK Lexington, Ky.

WCSI Columbus, Ind.

WVMC Mt. Carmel, Ill.

WATH Athens, Ohio

WILE Cambridge, Ohio

WBEX Chillicothe, Ohio

WCPO Cincinnati, Ohio

WIRO Ironton, Ohio

WIMA Lima, Ohio

WMOA Marietta, Ohio

WPFB Middletown, Ohio

WMRN Marion, Ohio

WCLT Newark, Ohio

WNXT Portsmouth, O.

WPTW Piqua, Ohio

WIZE Springfield, O.

WOHP Bellefontaine, O.

WCHO Washington Court House, O.

WKOX Wellston, Ohio

WHIZ Zanesville, Ohio

WKNA Charleston, W. Va.

WHTN Huntington, W. Va.

WVOW Logan, W. Va.

WPAR Parkersburg, W. Va.

Reds Announcers



WAITE HOYT—Following illustrious 21-year career in majors, during which he won 237 games, Waite quit pitching to try radio in New York on his own program, 1938-39. Three years later he moved to Cincinnati for his first play-by-play broadcasting of Red games. When TV was introduced, Hoyt became the first to simulcast baseball. The 53-year-old native Brooklynite has a busy year-round radio and TV schedule covering sports in Cincinnati.



BOB GILMORE—Native Cincinnati, Bob attended high school and college there, as well as two years at Va. Military Institute. In 1947, at the age of 22, he became the statistician for Hoyt, and got his first break covering a Cincy game while Hoyt was at a Yankee reunion in New York. Between 1947-51, Bob got his radio training working for several Ohio stations as announcer, and was brought back to Cincinnati to assist Hoyt in baseball and football.

Red Leaders, 1952

**Indicates league leader*



TED KLUSZEWSKI



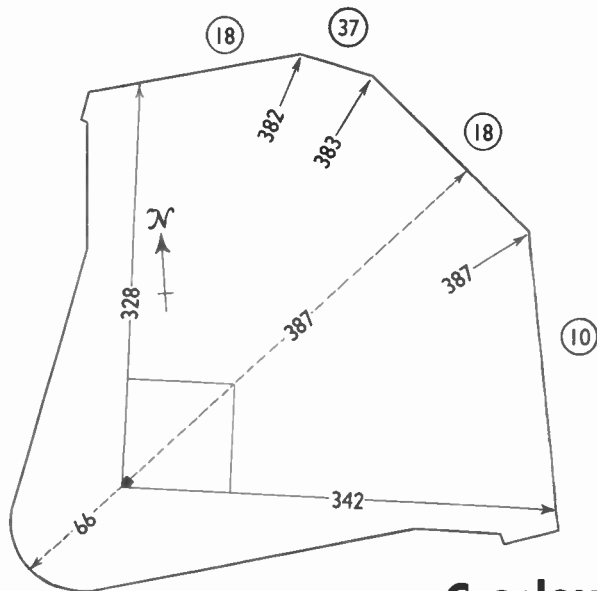
KEN RAFFENSBERGER

BATTING

Games—McMillan, Adams, 154 (*)
At bat—Adams, 637 (*)
Runs—Adams, 85
Hits—Adams, 180
Doubles—McMillan, 32
Triples—Kluszewski, 11
Homers—Kluszewski, 16
Total bases—Kluszewski, 253
RBI—Kluszewski, 86
Batting average—Kluszewski, .320
Struck out—McMillan, 81
Walks—Hatton, 66
Sacrifices—Raffensberger, 11
Stolen bases—Adams, 11
Caught stealing—Adams, 9
Hit by pitcher—Kluszewski, 4

PITCHING

Games—Smith, 53
Innings pitched—Raffensberger, 247
Games started—Raffensberger, 33
Complete games—Raffensberger, 18
Won—Raffensberger, 17
Lost—Raffensberger, 13
W-L Pct.—Raffensberger, .567
ERA—Raffensberger, 2.81
Shutouts—Raffensberger, 6 (*)
Strikeouts—Raffensberger, 93
Bases on balls—Wehmeier, 103 (*)
Hits—Raffensberger, 247
Runs—Wehmeier, 115
Homers—Wehmeier, 23
Wild pitches—Nuxhall, 5
Hit batsmen—Wehmeier, Smith, 7 (*)



Crosley Field

*(Numbers inside ballpark indicate distance from plate in feet)
 (Numbers inside circles indicate height of fences in feet)*

Home of:

Cincinnati Reds NL
 since 1912.

Location:

Findlay St. (1B)
 York St. (LF)
 Western Ave. (CF)

Telephone:

Main 1248.

Seating capacity:

29,939.

Record crowd:

36,961 vs. Pitts. (2),
 April 27, 1947.

Season attendance record:

981,443 in 1939.

Starting times:

2 PM days, 8:00 nights,
 1:30 doubleheaders,
 6:00 twi-nights.

New York Giants



LEO DUROCHER, *Manager*

Horace C. Stoneham—President

Charles S. Feeney—Vice-President

Edgar P. Feeley—Treasurer

Edward T. Brannick—Secretary

Garry Schumacher—Promotion Director

William Goodrich—Publicity

Peter M. Hoffmann—Ticket Manager

**Dr. Anthony M. Palermo—
Team Physician**

Carl Hubbell—Farm System Director

James Gorey—

Public Address Announcer

Matty Schwab Jr.—Groundskeeper

Fred Logan—Clubhouse Custodian

Frank Bowman—Trainer

Gene Steiner—Batboy

NEW YORK GIANTS

Manager—Leo Durocher (No. 2). Coaches—Fred Fitzsimmons (6), Herman Franks (3), Frank Shellenback (1).
In Service—Charles Fowler, Alex Konikowski, Willie Mays.

No.	Players	B	T	Ht	Wt	Date & Place of Birth	1952 Club	G	W-L	ERA
PITCHERS										
39	Bowman, Roger	R	L	6'	175	10/18/27—Amsterdam, N. Y.	{ Giants	2	0-0	12.00
							{ Minneapolis	6	2-2	4.62
							{ Oakland	17	7-5	3.28
26	Connelly, Bill	L	R	6'	185	6/29/25—Alberta, Va.	{ Charleston	32	10-10	3.37
							{ Giants	11	5-0	4.50
27	Corwin, Al	R	R	6'1"	170	12/ 3/26—Newburgh, N. Y.	{ Minneapolis	26	8-11	5.04
							{ Giants	21	6-1	2.65
73	Gomez, Ruben	R	R	6'	170	7/13/27—Arroyo, P. R.	Kansas City	5	1-0	11.70
29	Harshman, Jack	L	L	6'2"	175	7/12/27—San Diego, Cal.	{ Minneapolis	26	6-7	4.67
							{ Giants	2	0-2	15.00
21	Hearn, Jim	R	R	6'3"	200	4/11/23—Atlanta, Ga.	Giants	37	14-7	3.78
42	Hiller, Frank	R	R	6'	200	7/13/20—Newark, N. J.	Reds	28	5-8	4.64
46	Jansen, Larry	R	R	6'1"	190	7/16/20—Forest Grove, Ore.	Giants	34	11-11	4.10
32	Kennedy, Monte	R	L	6'2"	185	5/11/22—Amelia, Va.	Giants	31	3-4	3.04
31	Koslo, Dave	L	L	5'11"	185	3/31/20—Menasha, Wisc.	Giants	41	10-7	3.20
37	Lanier, Max	R	L	5'10½"	190	8/18/15—Denton, N. C.	Giants	37	7-12	3.94
35	Maglie, Sal	R	R	6'2"	180	4/26/17—Niagara Falls, N. Y.	Giants	35	18-8	2.91
61	Mahrt, Jim	R	R	6'1"	190	9/23/29—Oakland, Cal.	{ Oakland	21	6-7	3.98
							{ Nashville	18	4-3	6.24
							{ Sioux City	26	15-7	2.80
24	Picone, Mario	R	R	5'11½"	190	7/ 5/26—Brooklyn, N. Y.	{ Minneapolis	9	6-1	3.33
							{ Giants	2	0-1	7.00
30	Spencer, George	R	R	6'	215	7/ 7/26—Columbus, O.	Giants	35	3-5	5.55
49	Wilhelm, Hoyt	R	R	6'	190	7/26/23—Huntersville, N. C.	Giants	71	15-3	2.43

No.	Players	B	T	Ht	Wt	Date & Place of Birth	1952 Club	G	HR	RBI	BA
CATCHERS											
36	Calderone, Sam	R	R	5'10"	180	2/ 6/27—Beverly, N. J.	Service	—	—	—	—
8	Katt, Ray	R	R	6'2"	190	5/ 9/27—New Braunfels, Tex.	} Minneapolis } Giants } Oakland	123	15	68	.304
								9	0	1	.222
								6	0	0	.000
5	Noble, Ray	R	R	5'11½"	185	3/15/22—Central Hatillo, Cuba	} Oakland	104	12	60	.298
9	Westrum, Wes	R	R	5'11"	185	11/28/22—Clearbrook, Minn.		Giants	114	14	43
7	Yvars, Sal	R	R	5'10"	187	2/20/25—New York, N. Y.	Giants	56	4	18	.245
INFIELDERS											
12	Blaylock, Marv	L	L	6'1½"	175	9/30/29—Ft. Smith, Ark.	Minneapolis	133	16	73	.283
19	Dark, Alvin	R	R	5'11½"	185	1/ 7/23—Comanche, Okla.	Giants	151	14	73	.301
17	Gilbert, Tookie	L	R	6'2½"	185	4/ 4/29—New Orleans, La.	Oakland	177	31	118	.259
14	Hofman, Bob	R	R	5'10"	170	10/ 5/26—St. Louis, Mo.	Giants	32	2	4	.286
25	Lockman, Whitey	L	R	6'2"	175	7/25/26—Lowell, N. C.	Giants	154	13	58	.290
47	Pless, Rance	R	R	5'11"	200	12/ 6/25—Greenville, Tenn.	Nashville	135	11	98	.364
18	Rigney, Bill	R	R	6'1"	165	10/29/19—Alameda, Cal.	Giants	60	1	14	.300
15	Samford, Ron	R	R	5'10"	160	2/28/30—Dallas, Tex.	Minneapolis	139	6	35	.268
41	Spencer, Daryl	R	R	6'2½"	185	7/13/29—Wichita, Kans.	} Minneapolis } Giants	142	27	80	.294
								7	0	3	.294
10	Williams, Davey	R	R	5'10"	165	11/ 2/28—Dallas, Tex.	Giants	138	13	55	.254
OUTFIELDERS											
28	Gentry, Harvey	L	R	6'	175	5/27/26—Winston-Salem, N. C.	} Cubs } Ottawa } Minneapolis	0	0	0	.000
								120	2	33	.265
								105	27	93	.334
33	Hartung, Clint	R	R	6'4½"	200	8/10/22—Hondo, Tex.	} Giants	28	3	8	.218
20	Irvin, Monte	R	R	6'1"	195	2/25/21—Columbia, Ala.	Giants	46	4	21	.310
22	Mueller, Don	L	R	6'	170	4/14/27—Overland, Mo.	Giants	126	12	49	.281
38	Rhodes, Dusty	L	R	6'	180	5/13/27—Mathews, Ala.	} Nashville } Giants	90	18	69	.347
								67	10	36	.250
44	Taylor, Bill	L	R	6'4"	210	12/30/29—Alhambra, Cal.	Service	—	—	—	—
16	Thompson, Hank	L	R	5'9"	170	12/ 8/25—Oklahoma City, Okla.	Giants	128	17	67	.260
23	Thomson, Bobby	R	R	6'2"	185	10/25/23—Glasgow, Scotland	Giants	153	24	108	.270
40	Wilson, George	L	R	6'1½"	185	8/30/25—Cherryville, N. C.	} Chicago AL } Giants	8	0	1	.111
								62	2	16	.241

Giant Broadcasting Program

TELEVISION

Home games to be telecast over New York station WPIX (Ch. 11).

RADIO

Russ Hodges and Ernie Harwell to handle both radio and TV programs. All home and road games to be broadcast over radio network with WMCA as parent station. The complete chain:

WMCA New York City

WDOS Oneonta, N. Y.

WGAT Utica, N. Y.

WENE Binghamton-Endicott, N. Y.

WHLD Niagara Falls

WC DL Carbondale, Pa.

WROW Albany, N. Y.

Giant Announcers



RUSS HODGES—Brilliant schoolboy athlete, Russ was sidelined by broken ankle as result of football scrimmage at U. of Kentucky, so he became “spotter” for announcer at WCKY in 1931. Liked this first taste of radio so much, he quit after third collegiate year to join WCKY. Did hitches at WHBF and then WIND, broadcasting Chicago baseball at latter station five years, as well as Big Ten football. Served one year as sports director of WBT, Charlotte, N. C., then went to Washington to broadcast Senators’ games 1941-45. Next year he came to New York to aid Mel Allen in baseball and football, finally landing top Giant job in 1949. Has been topnotch boxing broadcaster nationally for five years.



ERNIE HARWELL—Studied journalism at Emory University in Georgia, where he served as Atlanta correspondent for Sporting News and sports director of station WSB. Entered Marine Corps in 1942 as combat correspondent and sports editor of “Leatherneck,” spending four years in Pacific. Returned to Atlanta, where he covered Southern Association baseball and Georgia Tech football. Illness to Red Barber caused Ernie’s sudden promotion to Dodger staff in 1948. The next year he went “over the river” to cover Giant broadcasts. Ernie has amassed a vast library of baseball facts.

Giant Leaders, 1952

**Indicates league leader*



ALVIN DARK



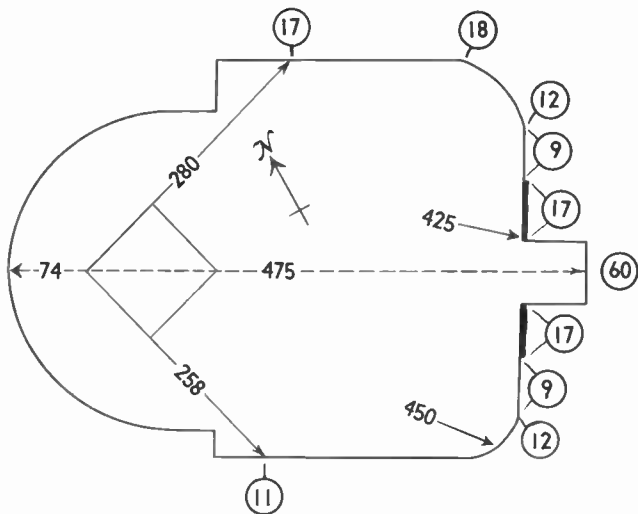
HOYT WILHELM

BATTING

Games—Lockman, 154 (*)
At bat—Thomson, 608
Runs—Lockman, 99
Hits—Dark, 177
Doubles—Dark, Thomson, 29
Triples—Thomson, 14 (*)
Homers—Thomson, 24
Total bases—Thomson, 293
RBI—Thomson, 108
Batting average—Dark, .301
Struck out—Thomson, 74
Walks—Westrum, 76
Sacrifices—Maglie, 12
Stolen bases—Dark, 6
Caught stealing—Dark, 6
Hit by pitcher—Williams, 8

PITCHING

Games—Wilhelm, 71 (*)
Innings pitched—Hearn, 224
Games started—Hearn, 34
Complete games—Maglie, 18
Won—Maglie, 18
Lost—Lanier, 12
W-L Pct.—Wilhelm, .833 (*)
ERA—Wilhelm, 2.43 (*)
Shutouts—Maglie, 5
Strikeouts—Maglie, 112
Bases on balls—Hearn, 97
Hits—Hearn, 208
Runs—Hearn, 113
Homers—Hearn, Maglie, Jansen, 16
Wild pitches—Wilhelm, 3
Hit batsmen—Maglie, Jansen, 6



Polo Grounds

(Numbers inside ballpark indicate distance from plate in feet)

(Numbers inside circles indicate height of fences in feet)

Home of:

New York Giants NL
since 1891.

Location:

Eighth Ave. (CF)
157th St. (RF)
159th St. (LF)

Telephone:

WAdsworth 6-8160.

Seating capacity:

55,131.

Record crowd:

60,747 vs. B'klyn (2),
May 31, 1937

Season attendance record:

1,600,793 in 1947.

Starting times:

1:30 days, 2:00 Sundays,
8:30 nights.

PHILADELPHIA PHILLIES

Manager—Steve O'Neill (No. 24). Coaches—Benny Bengough (11), Eddie Mayo (32), Cy Perkins (31), Maje McDonnell (40).

In Service—Gerald Claycomb.

No.	Players	B	T	Ht	Wt	Date & Place of Birth	1952 Club	G	W—L	ERA
PITCHERS										
22	Drews, Karl	R	R	6'4"	198	2 22 21—Staten Island, N. Y.	Phillies	33	14—15	2.71
18	Fox, Howard F.	R	R	6'3"	220	3 1 21—Coburg, Ore.	Phillies	13	2— 7	5.08
26	Greenwood, Robert	R	R	6'4"	190	3/23 28—Cananea, Mex.	{ Baltimore	7	1— 3	6.30
							/ Tri-City	30	16—10	2.45
20	Hansen, Andrew	R	R	6'3"	190	11/12 24—Lake Worth, Fla.	Phillies	43	5— 6	3.27
27	Heintzelman, Ken	R	L	6'	175	10 14 15—Peruque, Mo.	Phillies	23	1— 3	3.14
35	Konstanty, James	R	R	6'1½"	195	3/ 2 17—Strikersville, N. Y.	Phillies	42	5— 3	3.94
19	Miller, Robert	R	R	6'3"	194	6 16 27—Detroit, Mich.	{ Baltimore	32	12— 9	2.35
							/ Phillies	3	0— 1	6.00
23	Mrozinski, Ronald	R	L	5'11"	160	9/ 16 30—White Haven, Pa.	Schenectady	37	14—11	2.44
							{ Tulsa	8	1— 5	4.00
33	Peterson, Kent	R	L	5'10½"	175	12/21 25—Goshen, Utah	{ Baltimore	39	8—12	3.12
							/ Phillies	3	0— 0	0.00
37	Ridzik, Stephen	R	R	5'11"	170	4/29 '29—Yonkers, N. Y.	Phillies	24	4— 2	3.00
36	Roberts, Robin	B	R	6'1½"	190	9/26 '26—Springfield, Ill.	Phillies	39	28— 7	2.59
10	Sanford, John	R	R	6'	190	5/18 '29—Wellesley, Mass.	Schenectady	35	16— 8	2.94
28	Simmons, Curtis	L	L	6'	175	5/19 '29—Egypt, Pa.	Phillies	28	14— 8	2.82
34	Stuffel, Paul	R	R	6'1"	185	3/22 27—Canton, Ohio	{ Baltimore	37	11—10	4.50
							/ Phillies	2	1— 0	3.00

No.	Players	B	T	Ht	Wt	Date & Place of Birth	1952 Club	G	HR	RBI	BA
CATCHERS											
21	Burgess, Forrest	L	R	5'8"	171	2/6/27—Caroleen, N. C.	Phillies	110	6	56	.296
41	Lonnett, Joseph	B	R	5'10"	180	2/7/27—Beaver Falls, Pa.	Service	—	—	—	—
29	Lopata, Stanley	R	R	6'2"	210	9/12/25—Delray, Mich.	Phillies	57	4	27	.274
25	Silvestri, Ken	B	R	6'1"	200	5/3/16—Chicago, Ill.	Phillies	0	0	0	.000
INFIELDERS											
3	Glaviano, Thomas	R	R	5'9"	185	10/26/23—Sacramento, Cal.	Cards	80	3	19	.241
2	Hamner, Granville	R	R	5'11"	160	4/26/27—Richmond, Va.	Phillies	151	17	87	.275
6	Jones, Willie	R	R	6'1"	192	8/16/25—Dillon, S. C.	Phillies	147	18	72	.250
7	Lohrke, Jack	R	R	5'11½"	175	2/25/24—Los Angeles, Cal.	Phillies	25	0	1	.207
8	Ryan, Cornelius	R	R	5'11"	175	2/27/20—New Orleans, La.	Phillies	154	12	49	.241
9	Torgeson, Earl	L	L	6'3"	180	1/1/24—Snohomish, Wash.	Braves	122	5	34	.230
4	Waitkus, Edward	L	L	6'1"	175	9/4/20—Cambridge, Mass.	Phillies	146	2	49	.289
5	Young, Richard	B	R	5'11"	175	6/3/28—Seattle, Wash.	{ Baltimore Birmingham Phillies	34 75 5	0 4 0	4 25 0	.256 .298 .222
OUTFIELDERS											
1	Ashburn, Richie	L	R	5'11"	170	3/19/27—Tilden, Neb.	Phillies	154	1	42	.282
16	Clark, Melvin	R	R	6'	180	7/7/26—Letart, W. Va.	Phillies	47	1	15	.335
14	Ennis, Delmer	R	R	6'	195	6/8/25—Philadelphia, Pa.	Phillies	151	20	107	.289
15	Mayo, John	L	R	6'1"	190	7/25/26—Litchfield, Ill.	Phillies	50	1	4	.244
12	Nicholson, William	L	R	6'	205	12/11/14—Chestertown, Md.	Phillies	55	6	19	.273
27	Tesauo, Joseph	L	L	5'8½"	170	6/2/28—Trenton, N. J.	Schenectady	125	6	42	.311
17	Wyrostek, John	L	R	6'2"	185	7/12/19—Fairmont City, Ill.	Cinn.-Phillies	128	2	47	.265

Philadelphia Phillies



STEVE O'NEILL, *Manager*

R. R. M. Carpenter Jr.—President

L. Wister Randolph—Vice-President

George A. Fletcher—

Secretary, Public Relations

George F. H. Harrison—Treasurer

John C. Nee—

Director of Player Personnel

Joseph F. Reardon—

Director of Minor League Clubs

Edward T. Collins Jr.—

Assistant to Director

Frank Powell—Director of Sales

John Wise—Traveling Secretary

Andrew J. Clarke—Shibe Park Manager

Bill Dooly—Press & Radio Service

Frank Wiechic—Trainer

Phillies Broadcasting Program

TELEVISION

Philadelphia stations WPTZ (Ch. 3), WFIL-TV (6) and WCAU-TV (10) will telecast the Phillies' home games on a rotating basis. They will cover all weekend afternoon games, Opening Day, first games of holiday doubleheaders and about 10 night games. George Walsh will assist Gene Kelly as announcer.

RADIO

Gene Kelly and George Walsh will broadcast the Phillies' games over WIBG, Philadelphia—all home games, with Kelly alone handling those road games which do not occur while the A's are playing at home. The full radio network covering the Phillies' games (all in Pennsylvania, except where otherwise indicated):

WAEB	Allentown	WBPZ	Lock Haven
WHLM	Bloomsburg (*)	WBUD	Morrisville-Trenton, N. J.
WCHA	Chambersburg (*)	WIBG	Philadelphia
WBUX	Doylestown (*)	WPAZ	Pottstown (*)
WGET	Gettysburg	WPAM	Pottsville
WCMB	Harrisburg-Lemoyne	WHUM	Reading
WAZL	Hazleton	WILK	Wilkes-Barre
WGAL	Lancaster	WSBA	York
WLTN	Lewiston	WMID or WSPG	Atlantic City, N. J.
WMRF	Lewiston (*)	WAMS	Wilmington, Del.

(*) Indicates day games only

Phillies Announcers



GENE KELLY—Born 1918 in Long Island City, N. Y. Majored in journalism at Marshall College, where he won varsity letter in baseball. Pitched minor league ball in Dodger chain, 1939-41 and served as doorman at Paramount Theater. Radio experience started at Huntington and Charleston, W. Va., then 10th Air Force from 1942-45, conducting AFRS in India and Burma. Sports director and manager of small station in Indianapolis, 1946-49, then went to Philadelphia after winning audition for present job. Covered 1950 World Series (radio) and announces wide variety of sports.



GEORGE WALSH—Native Floridian with 20 years' experience broadcasting sports. Became member of Phillies and A's broadcast-telecast team in 1949. For past three years, he has been voted by TV Digest as Philadelphia's favorite sports announcer.

Phillies Leaders, 1952

**Indicates league leader*



DEL ENNIS



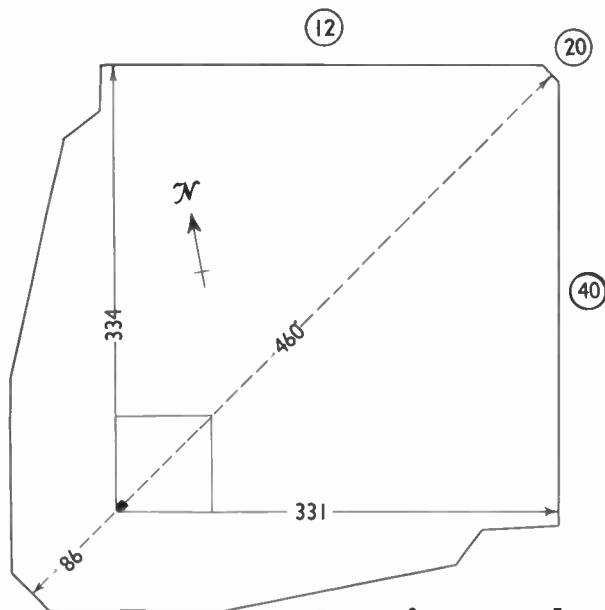
ROBIN ROBERTS

BATTING

Games—Ryan, 154 (*)
At bat—Ashburn, 613
Runs—Ashburn, 93
Hits—Ashburn, 173
Doubles—Ashburn, 31
Triples—Ennis, 10
Homers—Ennis, 20
Total bases—Ennis, 281
RBI—Ennis, 107
Batting average—Burgess, .296
Struck out—Ryan, 72
Walks—Ashburn, 75
Sacrifices—Hammer, 17 (*)
Stolen bases—Ashburn, 16
Caught stealing—Ashburn, 11
Hit by pitcher—Jones, 6

PITCHING

Games—Konstanty, 42
Innings pitched—Roberts, 330 (*)
Games started—Roberts, 37 (*)
Complete games—Roberts, 30 (*)
Won—Roberts, 28 (*)
Lost—Drews, 15
W-L Pct.—Roberts, .800
ERA—Roberts, 2.59
Shutouts—Simmons, 6 (*)
Strikeouts—Roberts, 148
Bases on balls—Simmons, 70
Hits—Roberts, 292 (*)
Runs—Roberts, 104
Homers—Roberts, 22
Wild pitches—Drews, 4
Hit batsmen—Roberts, 5



Connie Mack Stadium

*(Numbers inside ballpark indicate distance from plate in feet)
 (Numbers inside circles indicate height of fences in feet)*

Home of:

Phila. Phillies NL
 since 1938.

Location:

Lehigh Ave. (1B)
 21st St. (3B)
 Somerset St. (LF)
 20th St. (RF)

Telephone:

BALDWIN 9-9200.

Seating capacity:

33,223.

Record crowd:

40,952 vs. B'klyn (2),
 May 11, 1947.

Season attendance record:

1,217,035 in 1950.

Starting times:

1:30 days, 8:00 nights,
 5:00 twi-nights.

Pittsburgh Pirates



FRED HANEY, *Manager*

John W. Galbreath—President
Branch Rickey—Exec. Vice-President,
General Manager
Bing Crosby—Vice President
Thomas P. Johnson—
Vice-President, Secretary
Branch Rickey Jr.—
Vice-President, Farm Director
Harold G. Roettger—
Assistant to President
James A. Herron—Treasurer

Benjamin F. Fairless—Director
James J. Long—Publicity Director
Robert T. Rice—Traveling Secretary
Dr. Joseph Finegold—Club Physician
Dr. Charles A. Jorgensen—Trainer
George H. Sisler—Chief Scout
John J. Fogarty—Chief Groundskeeper
Arthur R. McKennan—
Public Address Announcer
Donald Pisera—Home Batboy
James Doyle—Visiting Batboy

PITTSBURGH PIRATES

Manager—Fred Haney (No. 1). Coaches—Bill Posedel (42), Clyde Sukeforth (41), Sam Narron (43) John Fitzpatrick (40).

In Service—Tony Bartirome, Dale Coogan, Ronald Kline, William Koski, Vernon Law, Jim Mangan, Ronald Necciai, Richard Groat.

No.	Players	B	T	Ht	Wt	Date & Place of Birth	1952 Club	G	W—L	ERA
PITCHERS										
20	Bell, William	R	R	6'2½"	192	10/24/33—Goldsboro, N. C.	{Burlington	4	0—1	18.00
							{Bristol	15	11—3	2.09
							{Pittsburgh	4	0—1	4.50
22	Dickson, Murry	R	R	5'10½"	160	8/21/16—Tracy, Mo.	Pittsburgh	43	14—21	3.56
27	Dunn, James	R	R	6'1"	185	2/25/31—Valdosta, Ga.	Pittsburgh	3	0—0	3.60
64	Face, Elroy	R	R	5'8"	155	2/20/28—Stephentown, N. Y.	Fort Worth	33	14—11	2.83
19	Friend, Robert	R	R	6'	190	11/24/30—Lafayette, Ind.	Pittsburgh	35	7—17	4.18
30	Hall, Robert	R	R	6'1½"	195	12/22/23—Swissvale, Pa.	{Sacramento	4	1—3	4.50
							{Seattle	36	13—8	3.09
39	Hekti, John	R	R	6'1"	205	5/12/22—Leavenworth, Kan.	{St. Louis (A)	3	0—1	5.00
							{Toronto	30	13—7	2.91
36	Hogue, Calvin	R	R	6'1"	195	10/24/27—Dayton, Ohio	{Charleston	19	10—3	3.21
							{Pittsburgh	19	1—8	4.82
34	LaPalme, Paul	L	L	5'10½"	184	12/14/24—Springfield, Mass.	{Pittsburgh	31	1—2	3.90
							{Hollywood	9	6—1	1.29
28	Lindell, John	R	R	6'4½"	210	8/30/16—Greeley, Colo.	Hollywood	37	24—9	2.52
35	Main, Forrest	R	R	6'3½"	205	2/12/22—Delano, Cal.	Pittsburgh	48	2—12	4.47
25	Macdonald, William	R	R	5'10"	170	3/28/29—Alameda, Cal.	Service	—	—	—
47	Manville, Richard	R	R	6'4"	190	12/31/25—Des Moines, Ia.	{Shreveport	22	2—7	4.37
							{Chicago	11	0—0	7.94
37	Pettit, Paul	L	L	6'2"	205	11/29/31—Los Angeles, Cal.	Hollywood	31	15—8	3.70
11	Pollet, Howard	L	L	6'½"	175	6/26/21—New Orleans, La.	Pittsburgh	31	7—16	4.12
61	Sipple, Charles	R	R	5'11"	175	3/22/22—Hazleton, Pa.	Indianapolis	43	9—5	4.98
23	Waugh, James	R	R	6'3"	170	11/25/33—Lancaster, Ohio	{Pittsburgh	17	1—6	6.40
							{Charleston	18	4—9	3.18
32	Wolfe, Edward	R	R	6'4"	198	1/2/29—Los Angeles, Cal.	{Pittsburgh	3	0—0	6.75
							{N. Orleans	35	15—13	4.45

No.	Players	B	T	Ht	Wt	Date & Place of Birth	1952 Club	G	HR	RBI	BA
CATCHERS											
9	Fitz Gerald, Edward	R	R	6'	180	5/21/24—Santa Ynez, Cal.	Pittsburgh	51	1	7	.233
3	Garagiola, Joseph	L	R	6'	195	2/12/26—St. Louis, Mo.	Pittsburgh	118	8	54	.273
62	Hall, William	L	R	5'11"	165	7/30/28—Moultrie, Ga.	Charleston	121	3	33	.260
31	Janowicz, Victor	R	R	5'9"	190	2/26/30—Elyria, Ohio	Free Agent	—	—	—	—
38	Rossi, Joseph	R	R	6'1½"	195	3/13/23—Oakland, Cal.	Cincinnati	55	1	6	.221
12	Sandlock, Michael	R-L	R	6'1"	180	10/17/16—Old Greenwich, Conn.	Hollywood	111	0	31	.286
INFIELDERS											
16	Castiglione, Peter	R	R	5'11"	170	2/13/23—Greenwich, Conn.	Pittsburgh	67	4	18	.266
29	Cole, Richard	R	R	6'2"	182	5/6/26—Long Beach, Cal.	Hollywood	178	8	73	.286
5	Grunwald, Alfred	L	L	6'3"	170	2/13/30—Los Angeles, Cal.	Service	—	—	—	—
26	Koshorek, Clement	R	R	5'6"	160	6/20/26—Royal Oak, Mich.	Pittsburgh	98	0	15	.261
44	Metkovich, George	L	L	6'1"	185	10/8/21—Angels Camp, Cal.	Pittsburgh	125	7	41	.271
10	O'Connell, Daniel	R	R	5'11"	168	1/21/29—Paterson, N. J.	Service	—	—	—	—
14	Senerchia, Emanuel	R	R	6'1"	195	4/6/31—Newark, N. J.	{ Burlington Pittsburgh	62 29	7 3	42 11	.296 .220
6	Smith, Richard	R	R	5'9"	160	7/21/27—Blandburg, Pa.	{ Pittsburgh Charleston New Orleans	29 54 15	0 0 0	5 22 9	.106 .291 .304
OUTFIELDERS											
24	Abrams, Calvin	L	L	6'	185	3/2/24—Philadelphia, Pa.	Bklyn.-Cin.	81	2	13	.274
21	Bernier, Carlos	R	R	5'9"	178	1/28/29—Juana Diaz, P. R.	Hollywood	171	9	79	.301
17	Davis, Robert	R	R	5'11½"	165	9/10/28—Newark, Del.	{ Pittsburgh Waco	55 66	0 2	1 22	.179 .307
8	DelGreco, Robert	R	R	5'10"	175	4/7/33—Pittsburgh, Pa.	{ Pittsburgh Toronto	99 27	1 0	20 12	.217 .311
7	Hall, Richard	R	R	6'6"	200	9/27/30—St. Louis, Mo.	{ Pittsburgh Burlington	26 101	0 1	2 47	.138 .242
46	Henley, Gail	L	R	5'9"	180	10/15/29—Wichita, Kan.	Tulsa	137	5	61	.274
4	Kiner, Ralph	R	R	6'1½"	190	10/27/22—Santa Rita, N. M.	Pittsburgh	149	37	87	.244
15	Thomas, Frank	R	R	6'3"	205	6/11/29—Pittsburgh, Pa.	{ N. Orleans Pittsburgh	154 6	35 0	131 0	.303 .095

Pirates Broadcasting Program

TELEVISION

None.

RADIO

All home and road games to be broadcast by Bob Prince and Rosey Rowswell over the following network (all in Pennsylvania, unless otherwise shown):

WWSW	Pittsburgh	WJAC	Johnstown
WRTA	Altoona	WKST	New Castle
WBVP	Beaver Falls	WKRZ	Oil City
WISR	Butler	WVSB	Somerset
WCPA	Clearfield	WSPV-FM	Steubenville, O.
WCVI	Connellsville	WVVW	Fairmont, W. Va.
WDYK	Cumberland, Md.	WPVX	Clarksburg, W. Va.
WCED	Du Bois	WKBI	St. Mary's
WHJB	Greensburg	WMAJ	State College
WHUN	Huntington	WNAE	Warren

Pirate Announcers



BOB PRINCE—Eleven of Bob's 36 years have been spent in radio and TV. He attended Stanford, Oklahoma and Harvard Law School. Got into radio by accident, but was never sorry. Besides the Pirates games, he announces college and pro football, basketball, wrestling and boxing. Bob is Ralph Kiner's business partner and manager, handling all deals aside from the baseball contract without taking any commission—strictly a "best friend" deal.



ALBERT KENNEDY (ROSEY) ROWSWELL—Here is the proud holder of the longest record of broadcasting with the same club: 18 seasons with the Pirates! Rosey is an ardent Pirate rooter, and his fans love it. Was a regular after-dinner speaker just before breaking into radio.

Pirate Leaders, 1952

**Indicates league leader*



RALPH KINER



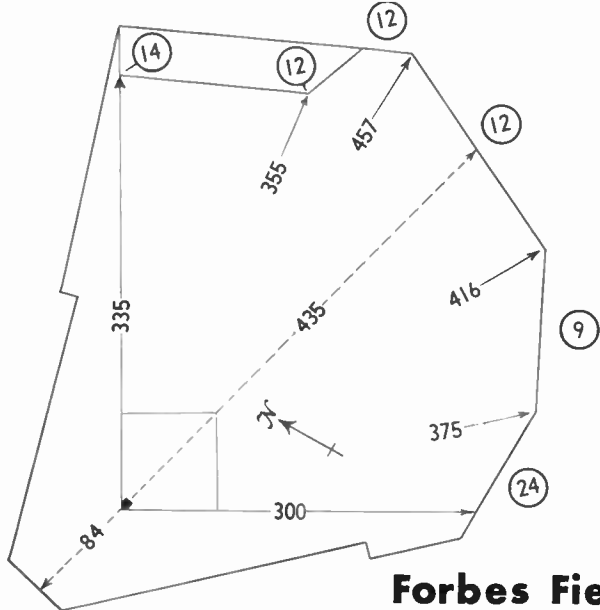
MURRY DICKSON

BATTING

Games—Kiner, 149
At bat—Kiner, 516
Runs—Kiner, 90
Hits—Kiner, 126
Doubles—Bell, 21
Triples—Bell, 5
Homers—Kiner, 37 (*)
Total bases—Kiner, 258
RBI—Kiner, 87
Batting average—Garagiola, .273
Struck out—Kiner, 77
Walks—Kiner, 107
Sacrifices—Groat, 11
Stolen bases—Davis, 9
Caught stealing—Koshorek, 7
Hit by pitcher—Kiner, 7

PITCHING

Games—Main, 48
Innings pitched—Dickson, 278
Games started—Dickson, 31
Complete games—Dickson, 21
Won—Dickson, 14
Lost—Dickson, 21 (*)
W-L Pct.—Dickson, .400
ERA—Dickson, 3.56
Shutouts—Dickson, 2
Strikeouts—Dickson, 112
Bases on balls—Friend, 84
Hits—Dickson, 278
Runs—Dickson, 128 (*)
Homers—Dickson, 26 (*)
Wild pitches—Friend, 7
Hit batsmen—Kline, 6



Forbes Field

(Numbers inside ballpark indicate distance from plate in feet)

(Numbers inside circles indicate height of fences in feet)

Home of:

Pittsburgh Pirates NL
since 1909.

Location:

Boquet St. (1B)
Sennott St. (3B)
Schenley Park (CF, LF)

Telephone:

MUseum 1-1600.

Seating capacity:

33,730.

Record crowd:

43,586 vs. N.Y. (2),
Aug. 31, 1938.

Season attendance record:

1,517,058 in 1948.

Starting times:

1:30 days, 8:30 nights,
1:00 doubleheaders,
5:00 twi-nights.

ST. LOUIS CARDINALS

Manager—Ed Stanky (No. 12). Coaches—Mike Ryba (35), John Riddle (29), Dixie Walker (30).
In Service—Jack Cohan, Vincent Moreci, Tom Poholsky.

No.	Players	B	T	Ht	Wt	Date & Place of Birth	1952 Club	G	W-L	ERA
PITCHERS										
25	Bokelmann, Dick	R	R	6'	180	10/26/26—Arlington Hts., Ill.	Cardinals	11	0-1	9.00
							Rochester	11	1-1	5.78
							Houston	31	2-4	2.39
24	Boyer, Cloyd	R	R	6'1"	190	9/1/27—Liberty, Mo.	Cardinals	23	6-6	4.25
27	Brazle, Alpha	L	L	6'2½"	185	10/19/14—Loyal, Okla.	Cardinals	46	12-5	2.72
28	Chambers, Cliff	L	L	6'3"	210	1/10/22—Portland, Ore.	Cardinals	26	4-4	4.13
22	Clark, Mike	R	R	6'4"	200	2/12/22—Camden, N. J.	Houston	17	9-5	1.90
							Cardinals	12	2-0	6.12
32	Collum, Jack	L	L	5'7½"	160	6/21/27—Victor, Iowa	Cardinals	2	0-0	0.00
							Rochester	27	9-10	3.77
							Cardinals	5	0-0	10.13
26	Crimian, Jack	R	R	5'10½"	180	2/17/26—Philadelphia, Pa.	Rochester	56	8-3	2.10
45	Faszholz, Jack	R	R	6'3"	205	4/11/27—St. Louis, Mo.	Rochester	31	15-8	3.67
42	Haddix, Harvey	L	L	5'9"	170	9/18/25—Medway, O.	Cardinals	7	2-2	2.79
36	Miller, Stu	R	R	5'11"	165	12/26/27—Northampton, Mass.	Col'mb's, O.	28	11-5	2.34
							Cardinals	12	6-3	2.03
33	Mizell, Wilmer	R	L	6'4"	205	8/13/30—Vinegar Bend, Ala.	Cardinals	30	10-8	3.65
21	Presko, Joe	R	R	6'	170	10/7/28—Kansas City, Mo.	Cardinals	28	7-10	4.04
49	Reeder, Dennis	L	L	5'10"	175	3/12/26—Boonsboro, Mo.	Colum. Ga.	36	20-6	2.79
							Rochester	1	0-1	13.50
							Cardinals	18	2-3	5.14
44	Schmidt, Willard	R	R	6'1"	185	5/29/29—Hays, Kans.	Rochester	10	1-1	6.96
							Col'mb's, O.	4	2-1	2.89
14	Staley, Gerry	R	R	6'2"	185	8/21/23—Brush Prairie, Wash.	Cardinals	35	17-14	3.26
							Cardinals	6	0-0	7.88
46	Tiefenauer, Bobby	R	R	6'2"	185	10/10/29—Desloge, Mo.	Col'mb's, O.	2	0-1	4.50
							Rochester	27	5-4	4.26
43	Yuhas, Eddie	R	R	6'1"	180	8/5/24—Youngstown, O.	Cardinals	54	12-2	2.73

No.	Players	B	T	Ht	Wt	Date & Place of Birth	1952 Club	G	HR	RBI	BA
CATCHERS											
17	Fusselman, Les	R	R	6'1"	195	3/ 7/21—Pryor, Okla.	Cardinals	32	1	3	.159
48	Rand, Dick	R	R	6'2"	185	3/ 7/31—South Gate, Cal.	Col'mb's, O.	109	2	51	.256
18	Rice, Del	R	R	6'2"	185	10/27/22—Portsmouth, O.	Cardinals	147	11	65	.259
16	Sarni, Bill	R	R	5'11"	185	9/19/27—Los Angeles, Cal.	{ Cardinals Col'mb's, O.	3 89	0 7	0 43	.200 .254
INFIELDERS											
41	Beavers, Jim	R	R	6'1"	170	2/18/30—Manchester, Ga.	Hazlh't-Bax.	122	21	108	.363
19	Benson, Vern	L	R	5'11"	180	9/19/'25—Granite Quarry, N. C.	{ Col'mb's, O. Cardinals Cardinals	58 20 20	4 2 1	30 5 6	.239 .191 .264
5	Bilko, Steve	R	R	6'1"	230	11/13/28—Nanticoke, Pa.	{ Cardinals Rochester	20 82	1 12	6 55	.264 .322
31	Dixon, Sherwin	R	R	6'	170	11/ 4/30—Lynchburgh, Va.	Omaha	150	6	49	.249
47	Dunlap, Grant	R	R	6'2"	180	12/20/23—Stockton, Cal.	Shreveport	134	14	82	.333
7	Hemus, Solly	L	R	5'9"	175	4/17/24—Phoenix, Ariz.	Cardinals	151	15	52	.268
40	Hertweck, Neal	L	L	6'1½"	175	11 22/31—St. Louis, Mo.	{ Omaha Cardinals	152 2	8 0	92 0	.285 .000
11	Jablonski, Ray	R	R	5'10"	175	12/17/26—Chicago, Ill.	Rochester	152	18	103	.299
1	Johnson, Bill	R	R	5'9"	180	8 30/18—Montclair, N. J.	Cardinals	94	2	34	.252
34	Lammers, Wally	R	R	5'11½"	175	10 31/26—Buckley, Ill.	{ Col'mb's, O. Rochester	125 22	1 1	47 11	.257 .287
2	Schoendienst, Red	L-R	R	6'	170	2/ 2/23—Germantown, Ill.	Cardinals	152	7	67	.303
15	Sisler, Dick	L	R	6'2"	205	11/ 2/20—St. Louis, Mo.	Reds-Cards	130	13	64	.256
3	Stallcup, Virgil	R	R	6'3"	185	1/ 3'22—Ravensford, N. C.	Reds-Cards	31	0	1	.125
12	Stanky, Eddie	R	R	5'8"	165	9, 3, 17—Philadelphia, Pa.	Cardinals	53	0	7	.229
OUTFIELDERS											
38	Burgess, Tom	L	L	6'	180	9/ 1, 27—London, Ont., Can.	Colum., Ga.	149	18	89	.328
37	Lowrey, Peanuts	R	R	5'8"	170	9 27/ 18—Los Angeles, Cal.	Cardinals	132	1	48	.286
23	Miggins, Larry	R	R	6'4"	195	8 22 25—New York, N. Y.	Cardinals	42	2	10	.229
6	Musial, Stan	L	L	6'	175	11 21 20—Donora, Pa.	Cardinals	154	21	91	.336
20	Repulski, Rip	R	R	6'	195	10/ 4 27—Sauk Rapids, Minn.	Rochester	142	13	65	.296
39	Rice, Hal	L	R	6'1½"	195	2/11'24—Raleigh, W. Va.	Cardinals	98	7	45	.288
9	Slaughter, Enos	L	R	5'9"	195	4/27/16—Roxboro, N. C.	Cardinals	140	11	101	.300

St. Louis Cardinals



EDDIE STANKY, *Manager*

August A. Busch Jr.—President
Wm. Walsingham Jr.—Vice President
George Simpkins—Secretary
Edward Roth—Treasurer
Erwin Henke—Comptroller
George Sisler Jr.—
Assistant to President
Joe Mathes—Farm System Director
Walter Shannon—
Assistant Farm Director

James Toomey—
Director of Public Relations
Ralph Mueth—Minor League Publicity
Leo Ward—Traveling Secretary
Dr. I. C. Middleman—Club Physician
Dr. Harrison J. Weaver—Trainer
Morris Yatkeman—Property Man
Bill Stocksick—Groundskeeper
Charlie Jones—
Public Address Announcer
Bobby Owens—Batboy

Cardinals Broadcasting Program

TELEVISION

A limited number of games are to be telecast over St. Louis station KSD-TV (Ch. 5). Some games may also be carried on the three new ultra-high frequency stations: KSTM-TV (Ch. 36), St. Louis; KACY-TV (11), Festus, Mo., and WTVI-TV (54), Belleville, Ill.

RADIO

Gus Mancuso and Harry Caray will broadcast Cardinal games over a radio network, with WIL in St. Louis as the parent station. Stretch Miller assists. The radio network:

MISSOURI		ARKANSAS	
Cape Girardeau	KFVS	Blytheville	KLCN-FM
Charleston	KCHR	Fayetteville	KGRH
Flat River	KFMO	Fart Smith	KWHN
Hannibal	KHMO	Janesboro	KBTM (& FM)
Jefferson City	KWOS (& FM)	Newport	KNBY
Joplin	KFSB	Osceola	KOSE
Kennett	KBOA-FM	Paragould	KDRS
Mexica	KXEO	Pocahontas	KPOC-FM
Manett	KRMO	Springdale	KDRS
Nevada	KNEM		
Paplar Bluff	KWOC (& FM)	IOWA	
Rolla	KTTR	Cedar Rapids	KPIG
Ste. Genevieve	KSGM	Muscatine	KWPC (& FM)
St. Joseph	KFEQ		
Sedalia	KDRO (& FM)	MISSISSIPPI	
Sikeston	KSIM	Carinth	WCMA
Springfield	KICK		
Springfield	KTTS-FM	OKLAHOMA	
West Plains	KWPM	Miami	KGLC
KANSAS			
Arkansas City	KSOK	TENNESSEE	
Tapoka	KJAY	Dyersburg	WDSG
ILLINOIS		Humboldt	WIRJ
Bloomington	WJBC	Jackson	WDXI
Caira	WKRO	Memphis	WHHM
Carmi	WROY	Union City	WENK
Centralia	WCNT (& FM)		
Champaign	WDES	INDIANA	
Galesburg	WGIL	Bedford	WBIW
Harrisburg	WEBQ (& FM)	Evansville	WMML-FM
Herrin	WJPF	Shelbyville	KSRK
Springfield	WTAX (& FM)	Tell City	WTJC
Pearia	WTVH	Terre Haute	WBOW-FM
Canton	WBYS-FM	Washington	WFML-FM
Champaign	WDWS-FM		
Decatur	WSOY-FM	KENTUCKY	
Jacksonville	WLDS-FM	Murray	WNBS
Mattaan	WLBH-FM	Paducah	WPAD-FM
Mt. Carmel	WVMC		
Quincy	WTAD-FM		

Cardinal Announcers



GUS MANCUSO—Renowned in the National League for more than a decade as a “quiet but brainy” catcher, this former Card and Giant veteran ironically turned to talking for a living. Broke into broadcasting in the Spring of 1951 covering the Houston Buffs of the Texas League. When Gabby Street died a few months later, Gus auditioned for the broadcasting vacancy in St. Louis and won the job as Harry Caray’s assistant.



HARRY CARAY—Three-time winner of Sporting News award as best announcer in National League. Bred in St. Louis, Harry got his first break as an announcer in Kalamazoo, Mich. Came to KXOK in St. Louis a decade ago, broadcasting Brown and Card home games, then became exclusively Cards in 1947. The 35-year-old ace sportscaster handles football and basketball games in season.



CAMPBELL A. (STRETCH) MILLER—Got his nickname when his 6-foot 4-inch frame made him the star center on the basketball team of a small college in Illinois. Started broadcasting at Bloomington, Ill. Does not cover road games with Mancuso and Caray. Chief job is to announce commercials between innings, with occasional crack at play-by-play. Aids Caray in Winter sports broadcasts, too.

Cardinal Leaders, 1952

**Indicates league leader*



STAN MUSIAL



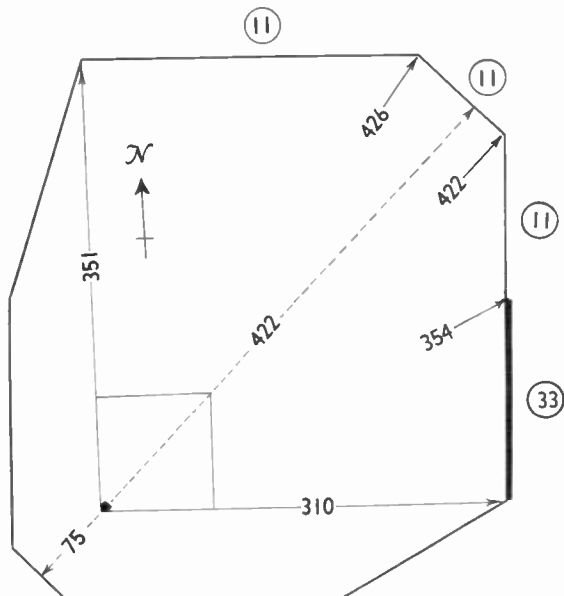
GERRY STALEY

BATTING

Games—Musial, 154 (*)
At bat—Schoendienst, 620
Runs—Musial, Hemus, 105 (*)
Hits—Musial, 194 (*)
Doubles—Musial, 42 (*)
Triples—Slaughter, 12
Homers—Musial, 21
Total bases—Musial, 578
RBI—Slaughter, 101
Batting average—Musial, .336 (*)
Struck out—Hemus, 55
Walks—Musial, Hemus, 96
Sacrifices—Schoendienst, 11
Stolen bases—Schoendienst, 9
Caught stealing—Musial, 7
Hit by pitcher—Hemus, 20 (*)

PITCHING

Games—Yuhas, 54
Innings pitched—Staley, 240
Games started—Staley, 33
Complete games—Staley, 15
Won—Staley, 17
Lost—Staley, 14
W-L Pct.—Yuhas, .857
E.R.A.—Staley, 3.26
Shutouts—Mizell, Miller, Brazle,
Boyer, 2
Strikeouts—Mizell, 146
Bases on balls—Mizell, 103 (*)
Hits—Staley, 238
Runs—Staley, 101
Homers—Staley, 21
Wild pitches—Yuhas, 4
Hit batsmen—Staley, 7 (*)



Sportsman's Park

(Numbers inside ballpark indicate distance from plate in feet)

(Numbers inside circles indicate height of fences in feet)

Home of:

St. Louis Cardinals NL
since 1920.

Location:

Dodier St. (1B)
Spring Ave. (3B)
Sullivan Ave. (LF)
Grand Blvd. (RF)

Telephone:

Lucas 7400.

Seating capacity:

30,808.

Record crowd:

45,770 vs. Chicago (2),
July 12, 1931.

Season attendance record:

1,430,586 in 1949.

Starting times:

2:30 days, 8:30 nights,
1:30 doubleheaders.



Game-of-the-Day Broadcasters

Left to right, Gene Kirby, Al Helfer and Dizzy Dean form the mike lineup for the Mutual Broadcasting System's fourth year of "Game of the Day" radio broadcasts from Coast to Coast. They fly to different parks to cover the game they deem most important each day.

BIOGRAPHIES IN BRIEF

HELPER—Varsity fullback at Washington & Jefferson in 1930, broadcast their games the next year and has been leading sportscaster ever since. Played pro basketball before joining KDKA in Pittsburgh. Married to Ramona, former pianist and singing star for Paul Whiteman.

DEAN—Hall of Fame's newest pitcher has been earning acclaim on airwaves ever since his grammar-mangling but highly colorful sportscasting career started in St. Louis, 1941. He was also the Yankees' telecaster. Movie has been made of his life, called "Pride of St. Louis."

KIRBY—Native Clevelander, started broadcasting 1942 in Florida. Former sports editor of WINS. Has worked wide variety of sports over airwaves. Another NBC pageboy who made good!

(Please turn page for latest list of "Game of the Day" network stations)

Game-of-the-Day Network Stations

ALABAMA

WILD Birmingham
WEBJ Brewton
WXAL Demopolis
WBHP Huntsville
WJHO Opelika
WTBC Tuscaloosa

ARKANSAS

KVRC Arkadelphia
KGRH Fayetteville
KXLR Little Rock

COLORADO

KGLN Glenwood Springs
KBNZ La Junta
KCSJ Pueblo
KCRT Trinidad

FLORIDA

WONN Lakeland
WMMB Melbourne
WLOF Orlando
WIRK Palm Beach
WJCM Sebring

GEORGIA

WQXI Atlanta
WBHF Cartersville
WBLJ Dalton
WSGC Elberton
WMVG Milledgeville
WCOH Newnan
WCCP Savannah
WTWA Thomson
WAYX Waycross

IDAHO

KFXD Nampa-Boise
KLIX Twin Falls

KANSAS

KTSW Emporia
KTOP Topeka
KAKE Wichita

KENTUCKY

WFKY Frankfort
WSFC Somerset

LOUISIANA

WNOE New Orleans
KENT Shreveport

MINNESOTA

KAUS Austin
KBUN Bemidji
WDSM Duluth
KLIZ Brainerd
WEVE Eveleth
KBZY Grand Rapids
KVOX Moorhead-Fargo

MISSISSIPPI

WLOX Biloxi
WCMA Corinth
WLAU Laurel
WQBC Vicksburg
WAZF Yazoo City

MONTANA

KCAP Helena
KOJM Havre
KXLO Lewiston
KRJF Miles City
KGCX Sidney

NEBRASKA

KHAS Hastings
KILN Lincoln
KBRL McCook
KNEB Scottsbluff

NEVADA

KELK Elko
KRAM Las Vegas

NEW MEXICO

KVER Albuquerque
KSVP Artesia
KWEW Hobbs
KOBÉ Las Cruces
KGFL Roswell

NORTH CAROLINA

WBBB Burlington

WSSB Durham
WCNC Elizabeth City
WIFM Elkin
WFNC Fayetteville
WJNC Jacksonville
WTXB Lumberton
WHIT New Bern
WRAL Raleigh
WCBT Roanoke Rapids
WSTP Salisbury
WVOT Wilson
WTOB Winston-Salem

NORTH DAKOTA

KGCU Bismarck-Mandan
KDLR Devils Lake
KNOX Grand Forks

OKLAHOMA

KRHD Duncan
KASA Elk City
KGWA Enid
KOCY Oklahoma City
KHBG Okmulgee
WBBZ Ponca City
KGFF Shawnee
KAKC Tulsa

SOUTH CAROLINA

WANS Anderson
WBSC Bennettsville
WUSN Charleston
WGCD Chester
WHSC Hartsville
WRNO Orangeburg

SOUTH DAKOTA

KIHO Sioux Falls
KWAT Watertown

TENNESSEE

WLAR Athens
WFGH Bristol
WAGC Chattanooga
WEKR Fayetteville
WGRV Greenville
WDXI Jackson

WKGN Knoxville
WDXE Lawrenceburg
WHBQ Memphis
WATO Oak Ridge
WHAL Shelbyville
WENK Union City

TEXAS

KAMQ Amarillo
KIOX Bay City
KHUZ Borger
KORA Bryan
KSOX Harlingen
KTHT Houston
KVKM Monahans
KRIG Odessa
KPDN Pampa
KIUN Pecos
KTXL San Angelo
KRRV Sherman-Denison
KXOX Sweetwater
KGKB Tyler
KVIC Victoria

VIRGINIA

WKLV Blackstone
WINA Charlottesville
WWOD Lynchburg
WSAP Norfolk-Portsmouth
WJMA Orange
WSSV Petersburg
WROV Roanoke

WEST VIRGINIA

WKOY Bluefield
WTIP Charleston
WPLH Huntington
WLOG Logan
WMON Montgomery

WISCONSIN

WATW Ashland
WOBT Rhinelander
WJMC Rice Lake

WYOMING

KOVE Lander
KPOW Powell



ART GLEESON (Standby announcer for "Game of the Day")—Former Pacific Coast League ballplayer, Art did first broadcasting of play-by-play of PCL games in 1934. After hitches as business manager in minors, Navy sonarman 1942-45 and director of Armed Forces Radio Service, he returned to sportscasting on Coast and was Yankee announcer last year. Will operate in West this year, covering substitute "Game of the Day" in case the regular game is rained out.

Pictorial Highlights of the 1952 Baseball Season

Pages 128 to 149 show action shots covering all 16 major league teams on the diamond and in the clubhouse.



AP Photo



UP Photo

THE MARINES HAVE LANDED—THEM!

Ted Williams (left) of the Red Sox digs his toe into the dirt as he is overcome with emotion at pre-game ceremonies in Fenway Park honoring him last May 1 just before re-entering the Marines. At the same time, Gerry Coleman (42) steps on second base at Yankee Stadium for the last time before answering the Marines' recall. Williams and Coleman later served as combat pilots in Korea.



AP Photo

HE'S SAIN BUT NOT SAFE

Johnny Sain of Yankees steps on first base while throw is still en route to mitt of Brooklyn's Gil Hodges in 10th inning of fifth World Series game, Oct. 5 at Yankee Stadium. Umpire Art Passarella called Sain "Out," and Commissioner Ford Frick refused to reverse the verdict even after inspecting this picture. It all goes to show umpires are human.



UP Photo

THE WEIGH OF ALL FLASH

Bobby Shantz, A's pitcher who won the Most Valuable Player Award, settles all arguments about his size by sealing 139½ pounds and measuring 5'6¼" in height. Manager Jimmy Dykes looks on as Fred Humphries of the Philadelphia Bureau of Weights and Measures double-checks him at Shibe Park, July 18.

PLAYING WAY OVER THEIR HEADS

Dodger outfielders pull brilliant plays during World Series at Yankee Stadium. At left, Duke Snider jumps near right-centerfield scoreboard to rob Yogi Berra of extra-base hit in fourth game, Oct. 4. Center, Andy Pafko leaps against right field barrier to rob Gene Woodling of homer in fifth game, Oct. 5. Right, Carl Furillo goes skyward to haul down Johnny Mize's bid for 350-foot homer in 11th inning of fifth game.



AP Photo



UP Photo



N. Y. Daily News Photo



UP Photo

**THE MOST
IMPORTANT
CATCH IN 1952**

Cap flying, second baseman Billy Martin of Yankees races in for shoestring catch of Jackie Robinson's pop fly with two out and bases loaded in seventh inning of last World Series game, Oct. 7 at Ebbets Field. Three winning runs would have crossed if he had missed. Looking on are Robinson (42), shortstop Phil Rizzuto and umpire Babe Pinelli.



UP Photo

THIS MRS. MISSES

Mrs. Eleanor Engle, 24-year-old stenographer, struck out in her attempt to become the first woman player in modern organized baseball. Her signed contract with the Harrisburg (Pa.) Senators of the Inter-State League was invalidated by minor league Commissioner George Trautman after consultation with Commissioner Ford Frick.



World Wide Photo

CALL TO ARMS

Umpire Jocko Conlan seems to be mimicking left-arm-aloft pose of Phillies' Connie Ryan, who has just tagged out Billy Cox trying to steal second base. (July 1 in Ebbets Field.)



United Press Photo

DIAMOND RING'S EXCITING ENGAGEMENTS


In double knockdown, Billy Hitchcock of A's pummels Red Sox catcher Sammy White. Boston pitcher Willard Nixon (21) fends off fisticuffs of A's catcher Ray Murray, while assorted characters advance to try peacemaking role. (Aug. 28 in Shibe Park.)



United Press Photo

ONE IS GRIMM, THE OTHER GRIMMER

Charley Grimm (left), newly appointed manager of Braves, is briefed by his unhappy predecessor, Tommy Holmes, who was one of the six major league managers to lose their job in the past year. (June 1 in Crosley Field.)



N. Y. Daily News Photo

THIS DETHRONED A RAJAH


Browns' manager Rogers Hornsby (42) watches third baseman Gil McDougald (12) of Yankees drop Tommy Byrnes' pop foul (arrow) after interference by spectator. For failing to lodge protest of this play, the "Rajah" was summarily fired. (June 8 in Yankee Stadium.)



N. Y. Daily News Photo

THE KING IS CROWNED

Ralph Kiner, NL home run king, lies unconscious at home plate after being beamed by pitcher George Spencer of Giants. Anxious onlookers are umpire Babe Pinelli and Giant catcher Sal Yvars. (June 19 in Polo Grounds.)



World Wide Photo

HE HAS A KICK COMING

Dodger second baseman Jackie Robinson, former All-America football player at UCLA, shows his best punting form by kicking glove skyward in protest of umpire Augie Guglielmo's decision. Jackie was then booted out of the game. (July 17 in Crosley Field.)



N. Y. Daily News Photo

ANOTHER CLASSIC FROM VIRGIL

Virgil (Fire) Trucks of Detroit gives the finger-sign of double zero after hurling his second no-hitter of the season, making the Yankess his victim. (August 25 in Yankee Stadium.)



AP Photo

PLAYING HOST TO YOST

Eddie Yost (1) of Washington proves a rough visitor at second base, with kicking block of Yankees' Billy Martin in vain attempt to foil relay to first for double play. Ump Bill Grieve motions "Out." (August 7 in Griffith Stadium.)



UP Photo

GIANT PENNANT HOPES FRACTURED

Trainer Frank Bowman holds grotesquely twisted leg of star Giant slugger Monte Irvin, who is carried off the field on a stretcher after breaking his ankle in an exhibition-game slide into third base against the Indians. (March 2 in Denver, Colo.)

Now see next page!



Wide World Photo

HE'S SAFE . . . AND SOUND AGAIN

Though doctors feared he might never walk again after his compound ankle fracture in the Spring, Giant outfielder Monte Irvin fooled them all by returning to action soon after midseason. Still a basepath demon, here he slides headfirst into third base, beating throw to Pirate third baseman Sonny Senerchia. (September 10 in Polo Grounds.)



N. Y. Daily News Photo

AND THE GREENGRASS FLEW ALL AROUND

Rookie Jim Greengrass brandishes bat with which he freshly hit his first major league homer—a grand slam to beat Brooklyn, 4—0. Cincinnati teammate Herman Wehneier, who blanked league leaders with six hits, helps Greengrass celebrate in clubhouse. (September 14 in Ebbets Field.)



N. Y. Daily News Photo



N. Y. Daily News Photo

SUCH IS FAME!

Latest players to be elected to baseball's Hall of Fame are pitcher Dizzy Dean (above), now a sportscaster, and outfielder Al Simmons (below), who learned the good news while attending a Florida racetrack. There's 20 years' difference in these "Then and Now" pictures of them.



UP Photo



UP Photo



AP Photo

TOO FAST FOR THE WALKER

Here's an unusual shot of baseball's greatest hitter, Stan Musial of the Cards, who usually jogs around the bases with greatest of ease. For once, "The Man" is forced to launch a cap-losing slide to elude Dodger catcher Rube Walker. (July 26 in Ebbets Field.)



N. Y. Daily News Photo

THE BLOKE DOES A BALLY BALLET!

Cub infielder Bob Ramozzotti has to do an "entrechat" to snare high throw from catcher Toby Atwell, allowing Brooklyn's Pee Wee Reese (1) to steal second base. (June 19 in Ebbets Field.)



World Wide Photo

COMBS FALLING OVER MANTLE PIECE

Though he's out at second, Mickey Mantle of Yankees has thrown rolling block that foils double-play relay by shortstop Merrill Combs (11) of Indians. (July 16 in Yankee Stadium.)



AP Photo

MINNIE HA-HA'ED

Indian catcher Jim Hegan has last laugh on Minnie Minoso of White Sox, after tagging him out trying to score from third on roller to mound. (April 16 in Comiskey Park.)

Broadcasting Chuckles

“I made Bob Ripley’s ‘Believe It Or Not’ with my broadcast of an American Association game which started in one month and ended in the next! It was a night game in Columbus, Ohio, starting on Saturday night, August 31, 1940 . . . but lasted 19 innings and went way past midnight . . . ending Sunday morning, Sept. 1.”

—CONNIE DESMOND

“I’ll never forget the time the Pirates came within one pitch of winning the 1938 pennant. But Gabby Hartnett of the Cubs ruined them at 5:47 P.M. (EDT), September 28th, by clouting a home run through the semi-darkness and over the left field wall of Wrigley Field. I fainted dead away at the microphone without giving a sign-off.”—ROSEY ROWSWELL.

“Late in the 1950 season, with Jim Konstanty doing a great relief job in the last half of the 16th inning, Jack Phillips of the Pirates sent a terrific shot toward left center with men on base. Since the broadcasting booth in Pittsburgh is far removed from the playing area, I lost the outfielders as they dashed toward the ball in the fog-bound night. The crowd sensed that Phillips had broken up the game, and filed toward the exits, as did the Philly players. Groundskeepers started moving the tarpaulin to cover the field. The high-pitched voice of the umpire, coming in from center field, then climactically revealed that Richie Ashburn had caught the ball on the fly, retiring the side. All the players were dumbfounded—as well as this broadcaster, who had already started giving the final rundown on the totals. Philly went on to win the game in the 17th, an outcome particularly important because they eventually won the flag by one slim game.”

—GENE KELLY.

“While serving as announcer for the Ted Weems orchestra, before a large studio audience, I came on stage and drew the loudest laughs of my career. Too late, I learned that my trousers were torn in a very prominent place. In turning to hide the gap from the audience, I knocked Weems to the floor, and the resultant slapstick only made the crowd roar more.”—JACK BRICKHOUSE.

“There have been great ad-libbers, who could think fast in a tight spot. But I’m sure no one ever had to improvise for almost a full hour, the way I did one afternoon during World War II. I was covering the All-Star football game on a nationwide hookup, when fog suddenly enshrouded the field. It was so bad, the players were invisible from the broadcasting booth. Since there was a critical ban on announcing weather conditions, I couldn’t reveal my difficulty. So I despatched a series of runners to the field, and as each one brought back a slip of paper with the successive plays, I re-created the action with all the fervor and impromptu excitement I could muster. It worked so well, the Navy later gave me a special award for that day’s work.”—BOB ELSON.

“Broadcasting an exhibition game between the Pirates and Memphis Chicks, I wasn’t familiar with the abruptly elevated infield in this Southern ballpark. As Clem Koshorek, who stands all of 5-foot-4, backed up for a pop fly, he back-pedaled down a steep incline and suddenly dropped out of sight. I was broadcasting from a seat right behind home plate, and when Clem disappeared I was so startled that I blurted, ‘Where the hell did Koshorek go?’ That remark really put me in the soup!”—BOB PRINCE.

“In 1935, I was doing a re-create of a Senator game, from my WTOP studio. At the beginning of the fourth inning, Arthur God-

frey, with whom I shared an office at the time, sneaked into an adjoining studio and started cutting into my play-by-play, so what the public heard was something like: 'Men on first and third . . . burp . . . two out and here's Joe Cronin . . . burp . . . etc.' This went on for several innings. The studio switchboard was swamped with phone calls: a typical one, "Why don't you people get Arch some black coffee—he's as drunk as a monkey!" Godfrey, who is my best friend in this business, continued his prank right through the ninth inning, and it almost ended both our careers in radio when the station executives found out."—ARCH McDONALD.

"One thing I love about the broadcasting business: I don't have to lie about my age any more, the way I did while playing baseball. I was 33 last February 8."—BUDDY BLATTNER.

"It seems funny now, but was stark tragedy for me at the time. The very first night game I broadcast, down in Texas, was in the seventh inning when a player hit a double to left center. As he was rounding second to try to stretch it into a triple, every light in the park went out. I was supposed to keep the mike alive, but my jaw hung open and I remained embarrassingly silent for many long, long seconds, which seemed like hours, before I could think of what to say."—GUS MANCUSO.

"People still rib me about the time I was working the White Sox-Browns game at Comiskey Park, and decided to take a sun bath in the empty, closed upper deck for an inning. The sunny, warm air put me to sleep. Jack Brickhouse, announcing the game, told the engineer to train the camera on me, and he then told the TV audience: 'There, ladies and gentlemen, is WGN-TV's great announcer, Harry Creighton . . . surrounded by all his friends!'"—HARRY CREIGHTON.

Final Standings of 1952

National League

	Bklyn.	N.Y.	St. L.	Phil.	Chi.	Cinn.	Bos.	Pitts.	Won	Lost	Pct.	G.B.
Brooklyn.....	—	8	11	10	13	17	18	19	96	57	.627	—
New York.....	14	—	12	10	12	16	13	15	92	62	.597	4½
St. Louis.....	11	10	—	12	11	12	15	17	88	66	.571	8½
Philadelphia.....	12	12	10	—	12	12	13	16	87	67	.565	9½
Chicago.....	9	10	11	10	—	13	10	14	77	77	.500	19½
Cincinnati.....	5	6	10	10	9	—	13	16	69	85	.448	27½
Boston.....	3	9	7	9	12	9	—	15	64	89	.418	32
Pittsburgh.....	3	7	5	6	8	6	7	—	42	112	.273	54½
LOST.....	57	62	66	67	77	85	89	112				

American League

	N.Y.	Clev.	Chi.	Phil.	Wash.	Bos.	St. L.	Oet.	Won	Lost	Pct.	G.B.
New York.....	—	12	14	13	15	14	14	13	95	59	.617	—
Cleveland.....	10	—	14	13	12	13	15	16	93	61	.604	2
Chicago.....	8	8	—	11	13	10	14	17	81	73	.526	14
Philadelphia.....	9	9	11	—	9	10	14	17	79	75	.513	16
Washington.....	7	10	9	13	—	14	14	11	78	76	.506	17
Boston.....	8	9	12	12	8	—	11	16	76	78	.494	19
St. Louis.....	8	7	8	8	8	11	—	14	64	90	.416	31
Detroit.....	9	6	5	5	11	6	8	—	50	104	.325	45
LOST.....	59	61	73	75	76	78	90	104				

Details of 1952 All-Star Game

Under a dismal, rainy sky that finally washed out the game after five innings of play, the National League All-Stars beat the A. L. for the third straight time (and the seventh time in 19 games) by a score of 3 to 2. The game was played in Shibe Park, and the honors fittingly went to two Philadelphia pitchers. Curt Simmons of the Phils started and blanked the A. L. with one hit in the first three innings. Bobby Shantz of the A's (the league's Most Valuable Player) finished the game by toiling only one inning, the fifth. He threw just 13 pitches in successive strikeouts of Whitey Lockman, Jackie Robinson and Stan Musial.

J. Robinson put the N. L. ahead in the first by blasting a homer off Vic Raschi. The junior circuit went ahead in the fourth when Minnie Minoso doubled off Bob Rush, Al Rosen walked, Eddie Robinson singled for one run and Bobby Avila singled through the middle for another score. But in the last half of this inning, Musial was hit by one of Bob Lemon's pitches and Hank Sauer (N. L.'s Most Valuable Player) blasted another Lemon pitch for the winning homer. Summary:

At Shibe Park, Phila., July 8		R.	H.	E.
AMERICAN LEAGUE0 0 0 2 0 - - - -	2	5	0
NATIONAL LEAGUE1 0 0 2 0 - - - -	3	3	0

Pitchers: Raschi, LEMON (3), Shantz (5) vs. Simmons, RUSH (4). Homers—J. Robinson (NL), Sauer (NL). Attendance—32,785. Receipts—\$108,762.40.

Summary of 1952 World Series

FIRST GAME—At Ebbets Field, Oct. 1.

Relief artist Joe Black topped the Yanks' great "money pitcher," Allie Reynolds. A Yank rally was nipped by Andy Pafko's rifle throw to third base, nailing Gil McDougald in the fifth. Duke Snider broke the tie in the sixth with a two-run homer. Summary:

				R.	H.	E.	
Yankees	001	000	010	—	2	6	2
Dodgers	010	002	01x	—	4	6	0

Pitchers: REYNOLDS, Scarborough (8) vs. BLACK. Homers: Robinson (D), McDougald (Y), Snider (D). Attendance: 34,861.

SECOND GAME—At Ebbets Field, Oct. 2.

This tight game was broken up in the sixth by a typical Yankee "big inning" that included a muff of a routine double-play throw by Gil Hodges ("goat" of the series with 21-for-0) and a homer by Billy Martin. Summary:

				R.	H.	E.	
Yankees	000	115	000	—	7	10	0
Dodgers	001	000	000	—	1	3	1

Pitchers: RASCHI vs. ERSKINE, Loes (6), Lehman (8). Homer: Martin (Y). Attendance: 33,792.

THIRD GAME—At Yankee Stadium, Oct. 3.

A tense duel was broken up in the ninth when Tom Gorman's wide pitch skidded off Yogi Berra's fingertips, allowing two runners to score. Summary:

				R.	H.	E.	
Dodgers	001	010	012	—	5	11	0
Yankees	010	000	011	—	3	6	2

Pitchers: ROE vs. LOPAT, Gorman (9). Homers: Berra (Y), Mize (Y). Attendance: 66,698.

FOURTH GAME—At Yankee Stadium, Oct. 4.

Johnny Mize, rusting on the bench, finally was started, and responded with a homer in the fourth. Brooklyn was ruined when Joe Black missed a critical squeeze bunt in the fifth. Summary:

				R.	H.	E.	
Dodgers	000	000	000	—	0	4	1
Yankees	000	100	01x	—	2	4	1

Pitchers: BLACK, Rutherford (8) vs. REYNOLDS. Homer: Mize (Y). Attendance: 71,787.

FIFTH GAME—At Yankee Stadium, Oct. 5.

After yielding only a single scratch hit till the fifth, Carl Erskine was rocked for five runs, but was permitted to keep the mound, and blanked the Yanks the six remaining innings. Sensational catches by Duke Snider and Carl Furillo robbed the Yanks of homers, and Snider's double scored the winning run in the 11th. Summary:

				R.	H.	E.		
Dodgers	010	030	100	01	—	6	10	0
Yankees	000	050	000	00	—	5	5	1

Pitchers: ERSKINE vs. Blackwell, SAIN (6). Homers: Snider (D), Mize (Y). Attendance: 70,536.

SIXTH GAME—At Ebbets Field, Oct. 6.

After six scoreless innings, rookie Bill Loes collapsed. Yogi Berra homered. Gene Woodling singled, Loes accidentally dropped the ball during the windup for a balk, sending Woodling to second, from where he scored on Raschi's single off Loes' shin. Mickey Mantle's homer in the next round settled it, nullifying

Snider's second homer of the game.
Summary:

					R.	H.	E.
Yankees	000	000	210	—	3	9	0
Dodgers	000	001	010	—	2	8	1

Pitchers: RASCHI, Reynolds (8) vs. LOES, Roe (9). Homers: Snider 2 (D), Berra (Y), Mantle (Y). Attendance: 30,037.

SEVENTH GAME—At Ebbets Field,
Oct. 7.

After a parade of tired pitchers, lefty

Bob Kuzava came out of the Yank bullpen to stem a Dodger threat in the seventh with bases loaded, one out, by making Snider and Robinson pop out.
Summary:

					R.	H.	E.
Yankees	000	111	100	—	4	10	4
Dodgers	000	110	000	—	2	8	1

Pitchers: Lopat, REYNOLDS (4), Raschi (7), Kuzava (7) vs. BLACK, Roe (6), Erskine (8). Homers: Woodling (Y), Mantle (Y). Attendance: 33,195.

Total receipts: \$1,622,753.01

**Winning player's share:
\$6,026.32**

**Losing player's share:
\$4,200.64**

**World Series won:
By Yankees—15 of 19
By Dodgers—None of 6**

Composite Box Score 1952 World Series

YANKEES

	G	AB	R	H	2B	3B	HR	RBI	BB	SO	Bel. Avg.	PO	A	E	Fld. Avg.
Bauer, rf	7	18	2	1	0	0	0	1	4	3	.056	10	0	0	1.000
Rizzuto, ss	7	27	2	4	1	0	0	0	5	2	.148	13	17	1	.968
Mantle, cf	7	29	5	10	1	1	2	3	3	4	.345	16	0	0	1.000
Berra, c	7	28	2	6	1	0	2	3	2	4	.214	59	7	1	.985
Collins, 1b	6	12	0	0	0	0	0	0	1	3	.000	27	1	0	1.000
Noren, lf-rf	4	10	0	3	0	0	0	0	0	2	.000	2	1	2	.600
McDougal, 3b	7	25	5	5	0	0	0	1	3	3	.300	2	0	0	1.000
Martin, 2b	7	23	2	5	0	0	1	3	5	2	.200	4	15	4	.826
Reynolds, p	4	7	0	0	0	0	1	4	2	2	.217	16	16	1	.970
Woodling, lf	7	23	4	8	1	1	1	1	3	3	.348	18	0	1	.947
Scarborough, p	1	0	0	0	0	0	0	0	0	0	.000	0	1	0	1.000
Raschi, p	3	6	0	1	0	0	0	1	1	2	.167	0	1	0	1.000
Lopat, p	2	3	0	1	0	0	0	1	1	1	.333	0	1	0	1.000
Gorman, p	1	0	0	0	0	0	0	0	0	0	.000	0	0	0	.000
Mize, 1b	5	15	3	6	1	0	3	5	3	1	.400	25	3	0	1.000
Sain, p	2	3	0	0	0	0	0	0	0	0	.000	0	1	0	1.000
Blackwell, p	1	1	0	0	0	0	0	0	0	0	.000	0	1	0	1.000
Kuzava, p	1	1	0	0	0	0	0	0	0	0	.000	0	0	0	.000
Houk	1	1	0	0	0	0	0	0	0	0	.000	0	0	0	.000
Totals	232	226	26	50	5	2	10	24	31	32	.216	192	65	10	.963

DODGERS

	G	AB	R	H	2B	3B	HR	RBI	BB	SO	Bel. Avg.	PO	A	E	Fld. Avg.
Cox, 3b	7	27	4	8	2	0	0	0	3	4	.296	9	14	1	.958
Morgan, 3b	2	1	0	0	0	0	0	0	0	0	.000	0	1	0	1.000
Reese, ss	7	29	4	10	0	0	1	4	2	2	.345	15	18	2	.943
Snider, cf	7	29	5	10	2	0	4	8	1	5	.345	23	0	0	1.000
Robinson, 2b	7	23	4	4	0	0	1	2	7	5	.174	10	20	0	1.000
Campanella, c	7	28	0	6	0	0	0	1	1	6	.214	39	5	0	1.000
Pafko, lf	7	21	0	4	0	0	0	2	0	4	.190	12	1	0	1.000
Holmes, lf	3	1	0	0	0	0	0	0	0	0	.000	2	0	0	1.000
Hodges, 1b	7	21	1	0	0	0	0	1	5	6	.000	60	5	1	.985
Furillo, rf	7	23	1	4	2	0	0	0	3	3	.174	13	0	0	1.000
Black, p	3	6	0	0	0	0	0	0	1	6	.000	1	2	0	1.000
Erskine, p	3	6	1	0	0	0	0	0	0	1	.000	0	2	0	1.000
Loes, p	2	3	0	1	0	0	0	0	1	1	.333	0	2	0	1.000
Nelson	4	3	0	0	0	0	0	0	1	2	.000	0	0	0	.000
Lehman, p	1	0	0	0	0	0	0	0	0	0	.000	0	1	0	1.000
Roe, p	3	2	0	0	0	0	0	0	0	0	.000	1	0	0	1.000
Sheba, lf	4	10	0	3	1	0	0	0	0	4	.300	7	0	0	1.000
Rutherford, p	1	0	0	0	0	0	0	0	0	0	.000	0	0	0	.000
Amoros, of	1	0	0	0	0	0	0	0	0	0	.000	0	0	0	.000
Totals	233	20	20	50	7	0	6	18	24	49	.215	192	71	4	.985

Major League Officers and Umpires

FORD C. FRICK: COMMISSIONER

CHARLES M. SEGAR: SECRETARY-TREASURER

NATIONAL LEAGUE—Warren C. Giles: President, Secretary-Treasurer; Philip K. Wrigley: Vice-President; Fred G. Fleig: Assistant Secretary-Treasurer; David J. Grote: Manager of Service Bureau; P. K. Wrigley, Louis R. Perini, Horace C. Stoneham and John W. Galbreath: Board of Directors.

AMERICAN LEAGUE—William Harridge: President, Secretary-Treasurer; Connie Mack and Clark Griffith: Vice-Presidents; Earl J. Hilligan: Manager of Service Bureau; Walter O. Briggs Jr., Bill Veeck, Connie Mack and Clark Griffith: Board of Directors.

EXECUTIVE COUNCIL—Frick, Giles, Harridge, Tom Yawkey, Walter O'Malley, Ralph Kiner (N. L. Players' Representative), Dom DiMaggio (A. L. Players' Representative).

N. L. UMPIRES—E. Lee Ballanfant, Albert J. Barlick, Lynton R. (Dusty) Boggess, John B. (Jocko) Conlan, Frank Dascoli, August J. Donatelli, William R. Engeln, Lawrence J. Goetz, Arthur J. Gore, Thomas D. Gorman, Angelo (Augie) Guglielmo, William A. Jackowski, Ralph A. (Babe) Pinelli, Frank E. Secory, William J. Stewart, Lonnie Warneke.

A. L. UMPIRES—Thomas H. Connolly (umpire in chief), Calvin Hubbard (umpire supervisor), William A. McGowan, William Summers, William T. Grieve, Edwin A. Rommel, Charles Berry, Arthur Passarella, Joseph J. Paparella, William F. McKinley, Edwin H. Hurley, John W. Stevens, George (Jim) Honochick, Henry Soar, Larry Napp, James F. Duffy, Grover Froese, Douglas (Scotty) Robb.

1953 American League Baseball Schedule

	AT CHICAGO	AT ST. LOUIS	AT DETROIT	AT CLEVELAND	AT WASHINGTON	AT PHILADELPHIA	AT NEW YORK	AT BOSTON
CHICAGO	A	Apr. 24*, 25, 26† May 25*, 26* July (4) Sept. 25*, 26*, 27	Apr. 21, 22, 23 May 22*, 23, 24 Aug. 14*, 15, 16 Sept. (7)	Apr. 14, May 11* July 5†, 6* Aug. 11*, 12*, 13 Sept. 4*, 5*, 6	May 17, 18* June 16*, 17*, 18* July 31*, Aug. 1*, 2, 3* Sept. 16*, 17*	May 19*, 20* June 19*, 20, 21† Aug. 4*, 5*, 6 Sept. 11*, 12	May 14, 15, 16 June 23*, 24, 25 Aug. 7, 8, 9 Sept. 9*, 10	May 12*, 13 June 26*, 27, 28 July 28*, 29, 30 Sept. 13, 14, 15
ST. LOUIS	April 16, 17 May 31† June 30*, July 1 Aug. 18*TN, 19 Sept. 20†	M	Apr. 18†, 19 May 29, (30) July 10*, 11, 12† Sept. 22*	Apr. 21 May 22, 23, 24† Aug. 21, 22, 23† Sept. (7)	May 14*, 15*, 16 June 23*, 24*, 25* Aug. 7*, 8*, 9† Sept. 9*	May 12*, 13* June 26*, 27, 28† July 28*, 29*, 30* Sept. 13†	May 17† June 16, 17, 18 July 31, Aug. 1, 2† Sept. 16, 17	May 19, 20 June 19, 20, 21† Aug. 4, 5, 6 Sept. 11, 12
DETROIT	May 8*, 9, 10†, 27* July 7*, 8 Aug. 21*, 22, 23†	April 14*, 15 July 5†, 6* Aug. 11*, 12*, 13 Sept. 4*, 5*, 6	E	Apr. 24*, 25, 26† May 26* July 3*, (4) Sept. 25*, 26, 27	May 12*, 13* June 26*, 27*, 28 July 28*, 29*, 30 Sept. 13†, 14*	May 14*, 15*, 16 June 23*, 24*, 25* Aug. 7*, 8, 9† Sept. 9*	May 19*, 20 June 19, 20, 21† Aug. 4*, 5, 6 Sept. 11, 12	May 17† June 16*, 17, 18 July 31†, Aug. 1, 2† Sept. 16, 17
CLEVELAND	Apr. 18, 19† May 29*, (30) July 10*, 11, 12† Sept. 22*	May 8*, 9*, 10 May 27*, 28* July 7*, 8*, 9* Aug. 14*, 16†	Apr. 16, 17, May 31 June 30*, July 1, 2 Aug. 18*, 19, 20 Sept. 19, 20	R	May 19*, 20* June 19*, 20*, 21, 22 Aug. 4*, 5*, 6 Sept. 11*, 12	May 17† June 16*, 17*, 18* July 31*, Aug. 1, 2† Sept. 16*, 17*	May 12*, 13 June 26*, 27, 28 July 28*, 29, 30 Sept. 13, 14, 15	May 14, 15, 16 June 23*, 24, 25 Aug. 7*, 8, 9 Sept. 9*, 10
WASHINGTON	Apr. 28, 29 June 5*, 6, 7† July 16, 17*, 18 Sept. 2, 3*	Apr. 30*, May 1*, 2 June 2*, 3*, 4* July 19† Aug. 30†, 31*	May 5, 6 June 12*, 13, 14 July 21, 22, 23 Aug. 27, 28*, 29	May 3† June 9*, 10*, 11 July 24*, 25, 26† Aug. 25*, 26	I	May 8*, 9, 10† June 30*, July 1*, 2* Sept. (7), 20†	Apr. 24, 25, 26 May 27, 28 July 10, 11*, 12 Aug. 18*, 19, 20	Apr. 14, 15 May 31† July 3†, (4) Aug. 14*, 15, 16†
PHILADELPHIA	May 3† June 9*, 10, 11 July 24*, 25, 26† Aug. 25*, 26	May 5*, 6* June 12*, 13, 14† July 21*, 22*, 23* Aug. 27*, 28*	Apr. 30, May 1, 2 June 2*, 3, 4 July 19† Aug. 30, 31*, Sept. 1	Apr. 28*, 29 June 5*, 6, 7† July 16*, 17*, 18 Sept. 2*, 3	Apr. 21*, 22*, 23 May 23*, 24, 25* July 8*, 9 Sept. 25*, 26*, 27	C	Apr. 14, 15 May 31 July 3, (4) Aug. 21*, 22, 23 Sept. 22*, 23	Apr. 24, 25, 26† May 21, 22 July 10*, 11, 12 Aug. 18*, 19
NEW YORK	Apr. 30, May 1*, 2 June 2*, 3, 4 July 19† Aug. 30†, Sept. 1*	Apr. 28*, 29 June 5*, 6, 7† July 16*, 17*, 18 Sept. 2*, 3	May 3, 4 June 9*, 10, 11 July 24*, 25, 26† Aug. 25, 26	May 5* June 12*, 13, 14† July 21*, 22*, 23 Aug. 27*, 28*, 29	Apr. 13, 16*, 17 May 21*, 22 July 5 Aug. 11*, 12*, 13* Sept. 5*, 6	Apr. 18, 19† May 29, (30) July 6* Aug. 14*, 15, 16†	A	May 8*, 9, 10 June 30*, July 1, 2 Sept. (7) Sept. 19, 20, 21
BOSTON	May 5*, 6 June 12*, 13, 14† July 21*, 22, 23 Aug. 28*, 29	May 3†, 4* June 9*, 10*, 11* July 24*, 25, 26† Aug. 25*	Apr. 28, 29 June 5*, 6, 7, 8 July 16, 17*, 18 Sept. 2, 3	May 1*, 2 June 2*, 3*, 4 July 19† Aug. 30†, 31*, Sept. 1	Apr. 18*, 19, 20 May 29*, (30) July 6*, 7* Aug. 21*, 22*, 23 Sept. 5*, 6	Apr. 16, 17 May 26*, 27*, 28 July 5 Aug. 11*, 12*, 13* Sept. 5*, 6	Apr. 21, 22, 23 May 23, 24, 25* July 8*, 9 Sept. 25*, 26, 27	N

*Night Games.

†Doubleheaders.

Holidays in Parentheses.

TN—Twin-night.

All Star Game—Cincinnati—Tuesday, July 14, 1953

1953 National League Baseball Schedule

	AT PITTSBURGH	AT BROOKLYN	AT CHICAGO	AT CINCINNATI	AT NEW YORK	AT PHILADELPHIA	AT MILWAUKEE	AT ST. LOUIS
PITTSBURGH	N	Apr. 14, 15 May 31† July 4)† Aug. 14*, 15, 16 Sept. 22, 23	May 16, 17† June 16, 17, 18 July 31, Aug. 1, 2† Sept. 9	May 12*, 13 June 26*, 27, 28† Aug. 4*, 5, 6 Sept. 13†	May 8*, 9, 10† June 30*, July 1 Sept. 7)† Sept. 19, 20, 21	Apr. 24*, 25, 26† July 18*, 11, 12† Aug. 18*, 19*, 20*	May 14*, 15 June 23*, 24, 25 Aug. 7*, 8, 9† Sept. 15*, 16	May 19*, 20* June 19*, 20*, 21, 22* July 28*, 29*, 30 Sept. 11*, 12
BROOKLYN	Apr. 19†, 20 May 29, (30)† July 6*, 7 Aug. 21*, 22*, 23	A	May 12, 13 June 19, 20, 21, 22 July 28, 29, 30 Sept. 13, 14	May 16, 17† June 23*, 24*, 25 Aug. 7*, 8*, 9 Sept. 9*, 10	Apr. 16, 17*, 18 May 21*, 22, July 5 Aug 11*, 12 Sept. 4*, 5, 6	Apr. 21*, 22*, 23* May 23*, 24, 25* July 8*, 9* Sept. 25*, 26*, 27	May 19*, 20 June 26*, 27, 28 Aug. 3*, 4, 5*, 6 Sept. 11*, 12	May 14*, 15 June 16*, 17*, 18 July 31*, Aug. 1*, 2 Sept. 15*, 16*, 17
CHICAGO	Apr. 28*, 29, 30 June 2*, 3, 4 July 24*, 25, 26† Sept. 2*	May 1*, 2 June 12*, 13, 14 July 21, 22*, 23 Aug. 25*, 26, 27	T	Apr. 18, 19† May 29, (30)† July 10*, 11, 12† Sept. 23	May 6, 7 June 5*, 6, 7† July 16*, 18 Aug. 30, 31, Sept. 1	May 3†, 4*, 5 June 8, 9*, 10* July 19*, 8 Aug. 28*, 29	May 8*, 9, 10† May 27*, 28 July 7*, 8 Aug. 21*, 22, 23	Apr. 16*, May 31 June 29*, 30*, July 1* Aug. 18*, 19*, 20 Sept. 19, 20, 21*
CINCINNATI	May 1*, 2 June 5*, 6, 7† July 21*, 22, 23 Aug. 25*, 26	Apr. 28*, 29, 30 June 8*, 9, 10*, 11 July 19† Aug. 28*, 29	Apr. 14, 15 July 5† Aug 11, 12†, 13 Sept. 5, 6†	I	May 3†, 4, 5 June 2*, 3 July 24*, 25, 26 Sept. 2, 3	May 6*, 7 June 12*, 13, 14† July 16*, 17*, 18 Aug. 30†	Apr. 24*, 25, 26† May 25*, 26 July 3, (4)† Sept. 25*, 27	Apr. 21*, 22* May 21*, 22*, 23*, 24 Aug. 21*, 22*, 23 Sept. 7)†
NEW YORK	Apr. 21*, 22*, 23 May 23, 24†, 25* July 8*, 9 Sept. 26, 27	Apr. 24*, 25, 26 May 27*, 28 July 10*, 11, 12 Aug. 18*, 19, 20	May 19, 20 June 26, 27, 28 Aug. 4, 5†, 6 Sept. 11, 12	May 14*, 15 June 16*, 17*, 18 July 31* Aug. 1, 2† Sept. 15*, 16	O	Apr. 14, 15, May 31 July 3, (4)† Aug. 21*, 22*, 23 Sept. 22*, 23*	May 12*, 13 June 19*, 20, 21, 22 July 28*, 29*, 30 Sept. 13†	May 16*, 17, 18 June 23*, 24*, 25 Aug. 7*, 8*, 9 Sept. 9*, 10
PHILADELPHIA	Apr. 16, 17, 18 May 27*, 28 July 5 Aug. 11*, 12*, 13 Sept. 5*, 6	May 8*, 9, 10 June 30*, July 1*, 2 Sept. 7)†, 19, 20, 21	May 14, 15 June 23, 24, 25 Aug. 7, 8, 9 Sept. 15, 16, 17	May 19*, 20 June 19*, 20, 21† July 28*, 29*, 30 Sept. 11*, 12	Apr. 19, 20 May 29, (30)† July 6, 7* Aug. 14*, 15, 16, 17	N	May 16†, 17 June 16, 17*, 18 July 31*, Aug. 1, 2† Sept. 9*	May 12*, 13* June 26*, 27*, 28 Aug. 3*, 4*, 5*, 6* Sept. 13, 14*
MILWAUKEE	May 6*, 7 June 12*, 13, 14† July 16*, 17*, 18 Aug. 30†	May 3, 4*, 5 June 2*, 3, 4 July 24*, 25, 26 Sept. 2*, 3	Apr. 22, 23 May 22, 23, 24† Aug. 14, 15, 16 Sept. 7)†	Apr. 13, 16, 17 May 31† June 30*, July 1 Aug. 18*, 19 Sept. 19, 20	Apr. 28*, 29, 30 June 8, 9*, 10, 11 July 19† Aug. 28, 29	May 1*, 2 June 5*, 6, 7† July 21*, 22*, 23 Aug. 25*, 26*	A	Apr. 18*, 19, 20* May 29, (30)† July 10*, 11*, 12 Sept. 22*, 23*
ST. LOUIS	May 3†, 4* June 8*, 9*, 10*, 11 July 19† Aug. 28*, 29	May 6*, 7 June 5*, 6, 7 July 16*, 17, 18 Aug. 30, 31*, Sept. 1	Apr. 24, 25, 26 May 25, 26 July 3, (4)† Sept. 25, 26, 27	May 8*, 9, 10† May 27*, 28* July 7*, 8* Aug. 14*, 15*, 16	May 1, 2 June 12*, 13, 14 July 21, 22, 23 Aug. 25*, 26, 27	Apr. 28*, 29*, 30* June 2*, 3*, 4* July 24*, 25*, 26 Sept. 2*, 3*	Apr. 14, 15 July 5† Aug. 10*, 11*, 12*, 13 Sept. 4*, 5, 6	L

*Night Games.

†Doubleheaders.

Holidays in Parentheses.

All Star Game—Cincinnati—Tuesday, July 14, 1953

www.prosports.com

Barnes Books on Baseball

JACKIE ROBINSON by Bill Roeder	Illustrated \$2.50
TED WILLIAMS by Arthur Sampson	Illustrated \$2.50
JIM KONSTANTY by Frank Yeutter	Illustrated \$2.50
PHIL RIZZUTO by Joe Trimble	Illustrated \$2.50
ROY CAMPANELLA by Dick Young	Illustrated \$2.50
YOGI BERRA by Joe Trimble	Illustrated \$2.50
HANK SAUER by John C. Hoffman	Illustrated \$2.50
BOBBY SHANTZ by Ed Delaney	Illustrated \$2.50
BASEBALL'S GREATEST TEAMS by Tom Meany	Illustrated \$3.00
BASEBALL'S GREATEST HITTERS by Tom Meany	Illustrated \$3.00
BASEBALL'S GREATEST PITCHERS by Tom Meany	Illustrated \$3.00
THE MAGNIFICENT YANKEES by Tom Meany	Illustrated \$3.00
BABE RUTH by Tom Meany	Illustrated \$3.00
MY GREATEST BASEBALL GAME edited by Don Schiffer	Illustrated \$3.00
GREAT NEGRO BASEBALL STARS by A. S. "Doc" Young	Illustrated \$2.50 Paper \$1.00
BASEBALL TECHNIQUES ILLUSTRATED by Ethan Allen and Tyler Micoleau	\$1.75
THE ARTFUL DODGERS by Tom Meany	Illustrated \$3.00
HOW TO PITCH by Bob Feller	Illustrated \$1.75
THE OFFICIAL ENCYCLOPEDIA OF BASEBALL by Hy Turkin and S. C. Thompson	\$5.00

A. S. Barnes & Company, 232 Madison Ave., N. Y., 16

THE OFFICIAL ENCYCLOPEDIA OF BASEBALL—*Jubilee Edition*


by Hy Turkin and S. C. Thompson

Partial Table of Contents

ALL-TIME REGISTER OF PLAYERS AND MANAGERS: Full name, birth and death date, year-by-year playing record of every manager and player in a regular major league game. **EVOLUTION OF BASEBALL.** **MAJOR LEAGUE HISTORY:** Club standings year by year, all-time club vs. club record in the majors. **MINOR LEAGUE HISTORY.** **OUTSIDE PROFESSIONAL BASEBALL:** Semipro, colleges, schools, sand-lot and American Legion, Negro Leagues. **BASEBALL ADMINISTRATION:** Commissioner's office—history, powers, major decisions. **FRANCHISES:** Standard player's contract, diagrams and statistics of all major league ball parks. **RULES AND SCORING.** **WORLD SERIES RECORDS.** **HONORED PLAYERS:** Hall of Fame, no-hit pitching heroes, All-Star games. **RECORD MAKERS:** Individual league leaders in every year in every department. **UMPIRES:** History, duties. **PLAYING HINTS:** Tips on technique from famous baseball stars. **FEATURES:** Famous families, nicknames, memorable quotes, spring training. **BIBLIOGRAPHY:** Complete catalog of all books on baseball, guides, periodicals and films. **QUESTION AND ANSWER SECTION:** The answers to tricky questions.

Illustrated, cloth \$5.00
1952 Supplement \$1.00

**Approved and authorized by the
major league executive council.**



No baseball library can be complete, no real fan properly equipped without this amazing book. It's a magnificently illustrated, jam-packed, one volume library which covers every facet of America's national sport.

"One of the best things that ever happened to baseball."

—Jimmy Powers—*New York Daily News*

"Most valuable baseball reference work ever published."

—*Cleveland Plain Dealer*

"Provides endless help and enjoyment to fans."

—Ford Frick, *Commissioner of Baseball*

A. S. BARNES AND COMPANY, 232 Madison Avenue, New York 16