

PAGE 83
**TECHNOLOGY
OUTLOOK**

**GaAs-ON-SILICON GOES COMMERCIAL/47
CHIPS & TECHNOLOGIES PLUGS INTO IBM'S PS/2 /75**

OCTOBER 15, 1987

A MCGRAW-HILL PUBLICATION

SIX DOLLARS

Electronics®



**A BIG
EUROPEAN
PUSH AND
AGREEMENT ON
INTERFACES MOVE
IT CLOSER TO A
WORLDWIDE STANDARD**

PAGE 67

LOOKING BETTER

Only Mentor Graphics has brought a billion gates to light.



In just 5 years, over a billion gates have flowed through our IDEA Series™ design automation systems. And that's a very conservative estimate.

Which makes it seem all the more incredible that, before we came along, almost all electronic circuits were drafted and breadboarded by hand.

Since then, our schematic capture and simulation tools have produced more circuits for more products than any other electronic design automation vendor. A claim only Mentor Graphics can make.

Along the way, we've pioneered schematic capture and simulation tools that are now industry standard. Like hierarchical design entry, which allows efficient management of even the largest designs. And MSPICE™, which brings real interactivity and a graphics-oriented interface to analog simulation.

At the same time, we've provided the depth and power required to work with very large designs. A macro language allows you to build a highly customized interface, one suited specifically to your particular productivity needs. And "case

frames" allow very complex circuit patterns to be expressed in just a few keystrokes.

For simulation, our QUICKSIM™ family brings you logic, timing, and fault simulation in a single, integrated package. Plus the ability to use a mixture of modeling techniques, including chip-based modeling with our Hardware Modeling Library™. And you can call upon our Compute Engine™ general-purpose accelerator to enhance standard workstation performance.

Once your design is complete and verified, our IDEA Series lets you express it in any standard physical form: PCB, full-custom or semicustom. We have a full set of layout tools for each. All fully compatible with our front-end tools.

As we head toward our next billion gates, we'd like to make some of them yours. It's all part of a vision unique to Mentor Graphics, the leader in electronic design automation. Let us show you where this vision can take you.

Call us toll free for an overview brochure and the number of your nearest sales office.


Phone 1-800-547-7390 (in Oregon call 284-7357).

Mentor Graphics®

*You're looking into the heart
of the brightest new idea
in AlGaAs technology.*

*we never stop
asking*

"What if..."



Increase the brightness of the LED's you design into your equipment by as much as 300% with HP's new red AlGaAs products. The price? Only 25% more than our standard high-efficiency red devices.

These brighter products are made possible by Hewlett-Packard's new opaque substrate, double heterojunction (DH) AlGaAs technology. This technology enables us to offer you entirely new families of lamps and displays that are significantly more efficient than single heterojunction (SH) AlGaAs devices.

What does this mean for you? More ways to meet your price/performance

targets. More ways to beat the competition. More ways to get the benefits of HP quality control. When you need LED brightness levels in the 50 to 1000 millicandela range...when you have an application that can benefit from displays that draw only 1 mA per segment...or need lamps that perform well at 1 mA, HP has a solution for you.

Brighten your day with free samples.

Evaluate this significant next step in solid state technology for yourself. To get your free samples, mail this coupon *and your business card* to: Hewlett-Packard, Components Group, 1820 Embarcadero Road, Palo Alto, CA 94303.

CG08707
10/15/87

EL

To order, contact your nearest HP distributor. In the U.S.: Almac Electronics, Hall-Mark, Hamilton/Avnet, or Schweber. In Canada: Hamilton/Avnet or Zentronics Ltd.

CG08707



VHF-UHF SYNTHESIZERS

fast switching

low noise

Front
or Rear
Output

Rack or Bench
Cabinet



Resolution (7 available steps,
100 KHz, 10 KHz, 1 KHz, 100 Hz, 10 Hz
1 Hz, .1 Hz)

10 MHz Frequency Standard
Oven (3×10^{-9} /day) ($\pm 1 \times 10^{-8}$ /0-50 °C)
TCXO (1×10^{-8} /day) ($\pm 1 \times 10^{-6}$ /0-50 °C)



Direct Digital 6-Decade Resolution Module (TLU) , 1 μ sec
phase-continuous-switching covers 0.1 Hz - 10 KHz or 1 Hz - 100 KHz

Picket Fence Output (A pulse containing all 10 MHz multiples
from 10 MHz to 140 MHz, at a level of -5dBm each)

Filtered Comb (A single frequency output of any 10 MHz multiple from
20 MHz to 140 MHz at a level of 0dBm)

1 MHz External Drive

90° Phase Shifter

Manual and/or Remote Controls
(BCD or GPIB)

Sine and/or Square-Wave 10 MHz standard output

Programmable 90dB Attenuator
(fast switching)



**All of these
"stock options"
are yours
for the
asking**

**MODELS COVERING:
0.1-40; 0.1-160 MHz
90-120 MHz
1-250 MHz
1-500 MHz**

NO NRE FOR THESE OPTIONS



PROGRAMMED TEST SOURCES, INC.
Circle 2 on reader service card

9 Beaver Brook Rd., P.O. Box 517, Littleton, MA 01460 — (617) 486-3008

World Radio History

EDITOR-IN-CHIEF

Robert W. Henkel

EXECUTIVE EDITORS

Samuel Weber (technical), Arthur Erikson (news)

MANAGING EDITORS GROUP

Bernard C. Cole, Lawrence Curran, Tom Manuel, Benjamin A. Mason, Jonah McLeod, Stan Runyon, Howard Wolff, Jeremy Young

SPECIAL PROJECTS

Stan Runyon

ART DIRECTOR

Fred Sklenar

DEPARTMENT EDITORS

CAD/CAE: Jonah McLeod (San Mateo)

Communications: Tom Manuel

Components: Samuel Weber

Computers & Peripherals: Tom Manuel

Jonah McLeod (San Mateo)

Lawrence Curran (Boston)

Industrial & Consumer: Wesley R. Iversen (Chicago)

Military/Aerospace: Tobias Naegele

Packaging & Production: Jerry Lyman

Semiconductors: Bernard C. Cole (San Mateo)

Software & Microprocessors: Tom Manuel

Test Instruments: Jonah McLeod (San Mateo)

NEWS DEPARTMENT

Features Editor: Jeremy Young

Front of the Book: Howard Wolff

New Products: Jack Shandle

Assistant News Editor: Katherine T. Chen

EDITORIAL PRODUCTION & COPY DESK

Benjamin A. Mason (Director)

Production

Charles D. Ciatto (Mgr.)

Copy Editors

Larry King (Chief)

ART

Karla Tinning (Associate Director)

NEWS BUREAUS

Boston: Lawrence Curran (Mgr.), Paul Angiolillo

Chicago: Wesley R. Iversen (Mgr.)

Dallas: J. Robert Lineback (Mgr.)

Los Angeles: Larry Waller (Mgr.), Ellie Aguilar

New York: Tobias Naegele (Mgr.)

San Mateo: Jonah McLeod

Frankfurt: John Gosch (Mgr.)

Tokyo: Charles L. Cohen (Mgr.), Ayako Hayashihara

Paris correspondent: Jennifer Schenker

United Kingdom correspondent: Peter Fletcher

EDITORIAL ADMINISTRATION

Lisa Costenbader, Ina Gruber

PUBLISHER

Laurence Altman

Regional Sales Managers

Paul Mazzacano (Western)

Matt Reseska (Eastern)

Business Manager: David M. Yake

Director of Circulation: Daniel McLaughlin

Production Director: Thomas Egan

Manager of Sales Administration:

Evelyn Schmidt

For some, October means the real beginning of fall. For others, it's the start of the fourth quarter. But for us at *Electronics*, every October since 1974 has meant the season of the annual Technology Outlook.

Our yearly look at what's coming across the whole breadth of the electronic-technology spectrum—an effort that has been much imitated but never equaled—doesn't quite enlist a cast of thousands. But it does require the work of nearly all of the people listed on our masthead. They have spent a lot of time and energy in recent weeks reporting the progress, pulling together the trends, and interpreting the portents in the electronics industry even as they attend to their regular duties in preparing the rest of the issue.

Under the direction of executive technical editor Sam Weber, this 14th annual report, beginning on p. 83, reflects the overarching need that drives technology: more information.

"In every area, from chips to computers to telecommunications, we're seeing faster and more powerful processors, bigger memories, more efficient computer architectures, and more commodious networks," says Sam. And *Electronics* is helping to bring its readers, the people who must satisfy the universal thirst for information, more information that is carefully selected to help them do their jobs.

One way that we carry out that mission is our diligence over the years in keeping step with the ebb and flow of the technological tides. Just consider the changes in the way we divided the tech-



WEBER: Technology is changing faster and faster.

nologies between the Technology Update, as it was then called, of 13 years ago and this year's Technology Outlook.

In 1974, we covered seven specialties: computers, communications, instruments, industrial electronics, consumer electronics, solid state, and components. Now, the count is 12: what was computers in 1974 has split into that category plus software, CAD/CAE, and data communications. Communica-

tions is now telecommunications, the former industrial electronics has evolved into factory automation, and we have added chip processing, packaging, and test and measurement. And solid state is now semiconductors and microprocessors. Consumer electronics is the only category untouched.

Another difference is in the choices facing the equipment designer. In 1974, they were more basic than they are now: the engineer had to decide whether to use bipolar or MOS, microprocessors or minicomputers, hard-wired controls or programmable computers. That was pretty much the extent it. But one thing hasn't changed. As we wrote 13 years ago, "For a technology to succeed, the cost must be right, and above all, the timing must be right."

There also has been a quantum change in the pace of innovation over the years. Talking about this year's effort, Sam sums it up this way: "Developments on the technology front move a lot faster now than they did a decade ago. Our editors must not only pick up trends, but they must also be fast on their feet. It is impossible to relax one's guard for a minute."

October 15, 1987 Volume 60, Number 21

142,635 copies of this issue printed

Electronics (ISSN 0883-4989). Published biweekly by McGraw-Hill Inc. Publication office: 1221 Avenue of the Americas, N.Y., N.Y. 10020. Second class postage paid at New York, New York and additional mailing offices. Postage paid at Montreal, P.Q. Registration Number 9034.

Executive, editorial, circulation, and advertising addresses: *Electronics*, McGraw-Hill Building, 1221 Avenue of the Americas, New York, N.Y. 10020. Telephone (212) 512-2000. Teletype 12-7960 TWX 710-581-4879. Cable address: MCGRAW HILL L N E W Y O R K.

Officers of McGraw-Hill Information Systems Company: President: Richard B. Miller; Executive Vice Presidents: Frederick P. Jannot, Construction Information Group, Russell C. White, Computers and Communications Information Group, J. Thomas Ryan, Marketing and International. Senior Vice Presidents: Publishers: Laurence Altman, *Electronics*; Harry L. Brown, BYTE; David J. McGrath, *Engineering News-Record*; Group Vice President: Peter B. McCuen, *Communications Information*. Vice Presidents: Robert D. Daleo, Controller; Fred O. Jensen, Planning and Development; Michael J. Koeller, Human Resources; Talat M. Sadig, Systems Planning and Technology.

Officers of McGraw-Hill Inc.: Harold W. McGraw Jr., Chairman; Joseph L. Dionne, President and Chief Executive Officer; Robert N. Landes, Executive Vice President, General Counsel and Secretary; Walter D. Serwaka, Executive Vice President and Chief Financial Officer; Shel F. Asen, Senior Vice President, Manufacturing; Robert J. Bahash, Senior Vice President, Finance and Manufacturing; Frank D. Penglas, Senior Vice President, Treasury Operations; Ralph R. Schulz, Senior Vice President, Editorial; George R. Elsing, Vice President, Circulation.


Title registered in U.S. Patent Office; Copyright 1987 by McGraw-Hill Inc. All rights reserved. The contents of this publication may not be reproduced in whole or in part without the consent of copyright owner.

Where necessary, permission is granted by the copyright owner for libraries and others registered with the Copyright Clearance Center (CCC), 21 Congress Street, Salem, Mass. 01970, to photocopy any article herein for a fee of \$5.50. Payment should be sent directly to the CCC. Copying done for other than personal or internal reference use without the express permission of McGraw-Hill is prohibited. Requests for special permission or bulk orders should be addressed to the publisher. ISSN 0883-4989/87 \$0.50 + .25.

Editorial department phones: Administration (212) 512-2645, News and New Products (212) 512-2685, Technology (212) 512-2666. Bureaus: Boston (617) 262-1160, Chicago (312) 751-3811, Dallas (214) 644-1111, Los Angeles (213) 480-5234, New York (212) 512-3322, San Francisco/San Mateo (415) 349-4100, Washington (202) 463-1650, Frankfurt 72-5566, London 493-1451, Paris 42-89-03-80, Tokyo 581-9816. **Business departments:** (212) 512-6435 (Business departments follow the Advertisers' Index).

Electronics

NEWS	INSIDE TECHNOLOGY
<p>Newsletters</p> <p>Electronics, 21</p> <ul style="list-style-type: none"> • DRAM companies worry boom may spark double orders again • National integrates Fairchild's operations with its own . . . • . . . and Fairchild's customers return to the fold <p>International, 54</p> <ul style="list-style-type: none"> • Japanese hone color LCDs for laptop PCs by selling tiny TVs • Germany aims to deregulate parts of its national communications system • UK merger will create world's No. 8 telecom maker 	<p>COVER: SPECIAL REPORT: Unix is looking better, 67 A big European push and agreement on interfaces move it closer to a worldwide standard for work stations and high-end PCs</p> <ul style="list-style-type: none"> • A big European push, 70 Europe is way out in front of the Americans in embracing Unix • Chips & Technologies plugs into IBM's Micro Channel, 75 The company's family of interface chips will enable adapter-card makers to add features to IBM's PS/2 and will make clones possible • SPECIAL REPORT: Technology Outlook, 83 <i>Electronics'</i> annual look at major technology trends: • Computers, 84 Performance is the name of the game • Software, 87 A battle over operating systems • Semiconductors, 95 The walls come tumbling down • Microprocessors, 100 Surprisingly, they're proliferating • CAD/CAE, 101 New tools will break design bottlenecks • Test and measurement, 111 The digital takeover picks up speed • Consumer, 113 At last, the TV picture gets sharper • Telecommunications, 121 Satisfying the need for more bandwidth • Data communications, 126 The drive to link diverse systems • Packaging, 133 Trying to keep up with fast-moving chips • Chip processing, 134 'Fine tuning' optical steppers • Factory automation, 140 Is 1988 finally the year for MAP?
<p>Telecommunications, 31 The sun comes out for Data General: NTT picks it as a partner to develop integrated networks</p> <p>Robotics, 32 Push for simulation standards may just speed the use of robots</p> <p>Microprocessors, 32 AT&T gets going with new strategy for its 32-bit chips</p> <p>Printers, 33 Ion-deposition printer takes on laser units in text-graphics work</p> <p>Portable computers, 33 It's getting crowded fast in 80386 portables</p> <p>Digital signal processors, 34 A new way to get faster, cheaper DSPs</p> <p>Avionics, 39 How about this? Avionics would go in plane's skin</p> <p>Medical electronics, 42 Now, a 3-d road map for the surgeon</p>	<p>PROBING THE NEWS</p> <p>GaAs-on-silicon wafers are set to go commercial, 47 With a dozen beta sites already, Kopin Corp. will offer 4-in. wafers</p>

**NEW PRODUCTS****Newsletter, 25**

- Western Digital launches a barrage of PS/2 clone chips and boards
- 10-Mbyte 3½-in. floppy-disk drive from Brier Technology runs as fast as a Winchester
- NeuralWare's software package helps engineers to design neural networks
- Altera's EPLD chip builds custom peripheral functions quickly

Computers & Peripherals, 151

- Control Systems' Hostess series of adapter boards link IBM Corp.'s PS/2 to 32 dumb terminals
- CDC's 3.5-in. disk drives feature 200-Mbyte capacity
- Clock-calendar from Time Source eliminates data loss on computer networks
- Concurrent Technologies' Multibus II board attains data rates of 32 Mbytes/s
- Color graphics board from RasterOps more than doubles resolution of Macintosh II

Military/Aerospace Newsletter, 147

- Air Force to try amorphous-silicon, active-matrix LCD
- The growth in defense-electronics spending is leveling off, says the EIA
- Customs adds more radar balloons to spot drug smugglers
- From Thomson, a digital display map for French tactical aircraft
- VLSI Technology and Vitesse will meld silicon and GaAs design processes

DEPARTMENTS**Publisher's Letter, 3**

A lot of things have changed since the first Technology Outlook in 1974—except the amount of hard work that goes into it

FYI, 8

Silicon Valley is really jumping; we found what we were looking for: company startups and semiconductor development efforts

People, 12

For Applitek Corp.'s Holswade, federal LAN sales are job No. 1

Electronics Week, 162

- SIA says worldwide chip sales may hit \$45 billion in 1990
- Silicon Compilers and Sun sign a software pact
- Battelle designs a low-cost fiber-optic coupler
- Lattice Semiconductor emerges from Chapter 11
- Supercomputer-maker Convex adopts Apollo's Network Computing System



**Everything doesn't
need to be your fault.**

Designing a new system has enough risks. Why pass up an off-the-shelf sure thing like AMD's complete Ethernet chip set?

We designed the Am7990 Lance, Am7992B SIA, and the AM7996 Transceiver to work with one another. And what happened? They work with one another.

AMD can offer you something no one else can offer. Absolute confidence.


Our chip set has been around since the beginning of Ethernet. It's been proven by years of successful networking in systems. That means you won't be designing it in, then covering your tracks when it doesn't work. (And if you work with Cheapernet, you're still safe, because our chip set does, too.)

Look at it this way:

You're going to get blamed for a few things in life that are absolutely not your fault. Why not choose the AMD Ethernet chip set and pick up some easy praise?

**Advanced
Micro Devices** 

901 Thompson Place, P.O. Box 3453,
Sunnyvale, CA 94088



TIRED OF THE SAME OLD CHIP?

It's the same old story. Static RAM suppliers come out with new claims based on, what else, speed. But, with everybody touting speed, they all start looking alike. Until you look at reliability.

That's where INMOS breaks the mold.

At INMOS we understand how important speed is, but we also know it won't do you any good unless it's in a static RAM that will last. That's why INMOS has developed SRAMs that give you unmatched reliability without compromising performance.

We've achieved that reliability with innovations like the use of layered aluminum and refractory metals to reduce the effects of electromigration and eliminate stress voiding. A technology that literally keeps devices from wearing out. It also acts as a barrier to hillocks and inhibits silicon precipitates, virtually eliminating contaminants and interlevel shorts.

At the transistor level, we use lightly doped drains to inhibit hot electron effects, yielding transistors that will last over a century.

And our manufacturing flow is managed by one of the most stringent Statistical Process Control systems in the industry. So you're assured of getting products that are consistent and reliability that is second-to-none.

Our 25ns, 64K static RAMs have set the standards for both speed and reliability. And these standards will be extended even further with our family of 256K static RAMs.

So if you're tired of the same old line about the same old stuff, call INMOS.

RELIABLE 64K CMOS SRAMs



INMOS, Colorado Springs, Colorado, Tel. (303) 630-4000;
Bristol, England, Tel. (0454) 616616;
Paris, France, Tel. (1) 46.87.22.01;
Munich, Germany, Tel. (089) 319 10 28;
Tokyo, Japan, Tel. 03-505-2840.

inmos,  and IMS are trademarks of the INMOS Group of Companies.

World Radio History

Circle 10 on reader service card

Apple picked our brains.

And so did hundreds of other companies.

Before millions of people picked Macintosh,[™] Apple[®] picked Motorola's M68000 Family—the brains behind one of the most successful computer products ever launched.


Now Apple has tapped the brainpower of the Motorola MC68020 microprocessor for the Macintosh II, bringing the high performance of a graphics workstation to business desktops everywhere.

72% of all 32-bit systems ever shipped included at least one MC68020. That's more than half a million high-performance systems.

The high-performance business solution.

The MC68020 is not just the overwhelming choice in workstations—it is now setting new performance standards in the office—where it is essential to the computation, graphics and communication necessary for interconnected systems.

While Apple's choice of the MC68020 was a smart move, there's no license on genius: the '020 is the microprocessor of choice in advanced business system designs by such



industry leaders as Altos, Alpha Micro, Casio, C.Itoh, Fujitsu, Honeywell Bull, NEC, NCR, Olivetti, Plexus, Ricoh, Sanyo, Sharp, TI, Toshiba and UNISYS.

The graphics solution.

The M68000 family helped Apple implement the visionary "point and click" graphic workstyle that has driven productivity up while driving training costs way down. Businesses of all sizes are discovering dramatic productivity increases in office computing through innovations such as desktop publishing.

The software solution.

Among programmers and designers dedicated to creating the best, most innovative applications, the M68000 architecture has been the leading choice by far—with over *seven million M68000 systems* installed since 1979.

Meanwhile, the MC68020, on the market now for three years, is already backed by *two billion dollars worth* of 32-bit software.

This is more 32-bit software than all competitive products combined!

The Brain Trust: Where M68000 microprocessors predominate.

Engineering Workstations

Apollo, Hitachi, HP, Sony, Sun, Tektronix.

Laser Printers

Apple, Canon, HP, IBM, QMS, Ricoh.

Departmental Computers

Convergent Technologies, Fujitsu, Honeywell Bull, NEC, NCR, UNISYS.

PBX and Telephone Systems

AT&T, Northern Telecom, Siemens.

Fault Tolerant Systems

IBM, NCR, Nixdorf, Stratus, Tandem.

Supercomputers

Alliant, BBN, Caltech, Fifth Generation.

Factory Automation

Allen-Bradley, ASEA, Bailey Controls, GM, Mitsubishi, Square D.

Join the Brain Trust.

Challenge us to persuade you of the sound business and technical reasons to join the M68020 Brain Trust. Write to us at Motorola Semiconductor Products Inc., P.O. Box 20912, Phoenix, AZ 85036.

We're
on your
design-in
team.

Apple is a registered trademark and Macintosh is a trademark of Apple Computer, Inc.



MOTOROLA



New old name ...

New legal structure. New company headquarters ...

Same old addresses. Same familiar faces. Same demanding standards. Same competence, flexibility, closeness to customers – same product quality. Same dedication to worldwide service. Same company philosophy. Same leading position in the high-tech fields of vacuum engineering and their process applications, and in measurement and analysis technology.

So what will change?


As of September 30, 1987, Leybold-Heraeus GmbH becomes known as Leybold AG, and Leybold AG becomes a member company of the Degussa Group.



LEYBOLD INC.
1860 Hartog Drive
San José, CA 95131

LEYBOLD AG
Wilhelm-Rohn-Straße 25
D-6450 Hanau 1

Catch Wescon '87 in Electronics



The November 12 issue of *Electronics* will be the Wescon '87 show in print.

Wescon, being held this year November 17th-19th in San Francisco, is the oldest and largest high technology electronics trade show in the U.S. And our editors are gearing up to provide the most comprehensive coverage available.

It's an issue that no one will want to miss for its insightful coverage of what's new, what's changing, and

what to expect in semiconductors, computers, components, instrumentation, packaging, and much, much more.

It's *the* issue to read if you plan to be at the show and want to put all that's happening in perspective. As well as *the* issue to read if you can't be there and want an exclusive look at the most important products being introduced from among the more than 800 exhibitors.

If you're an advertiser exhibiting

at the show, use this issue to direct our readers to your booth. And if you're not, you can still get in on the show action as more than 131,000 technical managers and senior engineers read and reread every page of our Wescon '87 show issue. So make sure they "catch" your ad.

Closing Date: October 19, 1987

Recruitment: October 26, 1987



Electronics

ELECTRONICS NEWSLETTER

DRAM FIRMS WORRY BOOM MAY SPARK DOUBLE ORDERS AGAIN

Rising prices and orders for 256-Kbit dynamic random-access memories are bringing good times to recession-battered DRAM suppliers—but not without worry that panic buying is behind the recent upsurge. Warning of double and triple orders, John Marck, vice president and general manager of memories at NEC Electronics Inc. in Mountain View, Calif., says NEC's lead times will stretch out to May and June on new orders for 256-Kbit chips. In an effort to keep its lead times short, Texas Instruments Inc. is not taking on any new customers. "We are trying not to take orders past the first quarter," says Ramesh L. Gadwani, manager for TI's U. S. MOS Memory Division in Houston. That's kept TI's prices "stable for the last three months," he adds. But prices in general have not been stable. DRAM prices rose 10 cents a week in September, says one analyst, and prices for 256-Kbit parts could reach \$3, up from less than \$2 a year ago. The trend is likely to continue. NEC's Marck warns that the DRAM shortfall could reach 15% by January. □

NATIONAL INTEGRATES FAIRCHILD'S OPERATIONS WITH ITS OWN...

For National Semiconductor Corp., the hard part of its deal to buy Fairchild Semiconductor Corp. has only just begun. After signing the final agreements, delayed for a week to work out the details, National will face the monumental task of gluing the two companies together—a job it has given itself just a half year to complete. James M. Smaha, executive vice president of National's Semiconductor Group, says speed in completing the merger is essential to keeping Fairchild's top technologists and executives from defecting. Some key personnel have already quit, however, and worry is building as Fairchild's 9,000 employees anticipate layoffs. □

...AND FAIRCHILD'S CUSTOMERS RETURN TO THE FOLD

While executives at National Semiconductor Corp. worry about how to bring Fairchild into its fold, Fairchild product managers say customers are already responding positively to the merger. Clients who were unsure of Fairchild's future after Fujitsu Ltd.'s aborted attempt to purchase the company last winter are now beginning to commit to new products and technologies, especially Aspect, Fairchild's newest LSI emitter-coupled-logic bipolar process. Chip-buying computer houses were holding off committing to Aspect-based products while the fate of the company remained in limbo. Now "we are really encouraged," says Tom Miller, director of strategic marketing for Fairchild's custom and microprocessor unit. "Up until the first of September, we could not get anyone to commit [to Aspect]." But during that month, Fairchild won two customer commitments, and Miller says he is close to signing eight more in the next 60 days. □

NEW CONSORTIUM WILL FUND PRODUCTION-TECHNOLOGY RESEARCH

A new consortium of U. S. manufacturers seeking to improve their competitiveness in world markets is taking aim at control technology. The National Center for Manufacturing Sciences of Ann Arbor, Mich., was established to solve generic manufacturing problems that are too costly for its 225 member companies to finance individually. These include electronic controllers, sensor and control techniques, and test-and-evaluation methods. Edward Miller, the consortium's executive director, says the group will spend between \$60 million and \$100 million over the next three to five years on a project aimed at improving control technology, which is crucial to automated manufacturing. Miller says electronic controllers have not "evolved with other state-of-the-art technology." □

0.7μ CMOS 64K SRAMS

This blazing 64K SRAM, with 12ns address access time, is twice as fast as any non-Performance 64K. It joins our family of 64K architectures—all with 6 transistor storage cells to optimize for performance, margins, temperature range, and supply tolerances.

		Com'l	Mil
P4C187	64K x 1	12ns	15ns
P4C188	16K x 4*	17ns	25ns
P4C164	8K x 8	20ns	25ns

*Also available: Common I/O with output enable and separate I/O.

For optimal packing density, our standard 64K SRAMs are delivered in the popular 0.3" package widths, in either hermetic or plastic.

But that's not all. While others are still trying to catch up to the pace set by our 0.8 micron channel lengths and 2.75 micron metal pitch, we have pushed the frontiers of technology out even further. Now Performance's PACE Technology™ features 0.7 micron effective channel lengths, and 2.25 micron metal pitch. (As we've said before, metal pitch is the design rule that separates the men from the boys in VLSI technology.)

All of our chips are made here in our Sunnyvale facility for six-inch wafers, which has now attained Class 1 status.

Memory technology with the highest speed and greatest density gives you faster systems at a lower cost. So don't be left behind. Call the company that is ready to deliver the performance your system needs.


Performance Semiconductor
610 E. Weddell Drive
Sunnyvale, CA 94089
Telephone: 408-734-9000
Telex: 6502715784
FAX: 408-734-0258

© 1987 Performance Semiconductor Corporation. PACE Technology is a trademark of Performance Semiconductor Corporation.

Circle 23 on reader service card

12NS

PERFORMANCE SEMICONDUCTOR SHATTERS THE SPEED BARRIER with a new CMOS 64K x 1 SRAM



"It is with enormous pride in the achievements of the employees of our young company that we are able to announce that our technological pace is accelerating. Our engineers and scientists are smart, dedicated, and focused. New levels of technical productivity are being established every month. We are at the tip of the technology vector into the future and we intend to stay there."

Tom Longo
President

PERFORMANCE
SEMICONDUCTOR CORPORATION

I want a faster system! Please send me detailed information on your SRAMs.

NAME _____

TITLE _____

COMPANY _____

ADDRESS _____

CITY/ST/ZIP _____

PHONE _____

PRODUCTS NEWSLETTER

WESTERN DIGITAL LAUNCHES BARRAGE OF PS/2 CLONE CHIPS AND BOARDS

Computer makers out after a piece of the six-month-old Personal System/2 market opened up by IBM Corp. can count on Western Digital Corp. for considerable help in cutting costs through drastically reduced components counts. Over the next five months, the Irvine, Calif., company will bring to market a family of 19 parts—including a single-chip implementation of the core logic for the PS/2 Models 25 and 30 and a four-chip set for Models 50 and 60. The FE2011 core-logic chip for Models 25 and 30 will be sampled starting in December and priced at \$33 in 100-unit quantities; the FE5400 four-chip set will follow in January, priced at \$99, also in lots of 100. The WD PS/2 family also includes the PVGA1 video graphics controller (available now, \$60); the WD57C65 single-chip floppy-disk interface (available now, \$6); and the WD16C552 single-chip dual-channel asynchronous communications unit (available in February, \$12). Like Chips & Technologies (p. 75), Western also is offering adapter boards compatible with the IBM PS/2 Micro Channel bus found on the PS/2 Models 50, 60, and 80. □

10-MBYTE 3½-in. FLOPPY DRIVE RUNS AS FAST AS A WINCHESTER

A new company called Brier Technology Inc., San Jose, Calif., says it has developed a 3½-in. floppy-disk drive with the capacity and performance of Winchester drives. Previously, only the 5¼-in. floppy-disk drives from Iomega Corp., Roy, Utah, have attained the performance of a Winchester. The Brier product stores 10 Mbytes of data on a conventional disk and accesses in an average of 35 ms—comparable to the speed of 3½-in. Winchesters. Brier plans to show the drive at the 1987 Fall Comdex show to be held in Las Vegas Nov. 2-6. It contains a Small Computer Systems Interface within the 3½-in. form factor, for easy integration into existing systems. Brier expects to ship evaluation units in the second quarter of 1988; when production starts, OEM quantities will go for \$400 to \$500 each. □

SOFTWARE HELPS ENGINEER TO DESIGN A NEURAL NETWORK

An extensively documented software package called NeuralWorks Professional is designed to introduce engineers to neural computing and the design of neural networks for such applications as signal processing, filtering, image and pattern recognition, and fuzzy-logic expert systems. A graphical interface running on an IBM PC XT or AT lets the user develop a concept, then create, edit, train, test, and debug a network using one of eight major neural-network paradigms. The package is said to be simple enough to be used by someone with no experience in neural computing, yet sophisticated enough to solve complex problems. It sells for \$495 and is available now from NeuralWare Inc., Sewickley, Pa. □

FAST 12-BIT TRACK-AND-HOLD AMPLIFIER RUNS ON 5-V SUPPLY

Speedy CMOS 12-bit analog-to-digital and digital-to-analog converters now have a companion fast track-and-hold amplifier that runs from the same ±5-V power supplies. Crystal Semiconductor Corp. of Austin, Texas, has a 12-bit self-calibrating track-and-hold, the CS3112, with fast acquisition times—1 μs to a 0.01% error level—and a typical aperture jitter of 100 ps. The CMOS part is aimed at an emerging analog signal-processing market, where the new CMOS converters are used but matching 5-V track-and-hold circuits cannot be found. Existing parts typically need 15-V supplies. Crystal's 1-μs chip is priced at \$12.10 each in 100-piece lots, and a device rated for 2-μs operation at \$8.90 each. The chip has a droop rate of only 0.001 μV/μs, which Crystal says beats the competition by a wide margin. □

Chip, Chip, Chip, Array!

For High Speed with Low Power.

AMCC has the chips worth cheering about. When you need the versatility of high speed with low power in a bipolar array, our Q5000 Series Logic Arrays are the answer. They're designed for logic applications requiring speed/power efficiency. And they deliver.

Today's hi-rel commercial and military semicustom applications need high performance and proven reliability. And, our Q5000 Series gives you both—without paying the power penalty.

Our newest bipolar series is comprised of five arrays. All feature 4 levels of speed/power programmable macros and over 600 MHz I/O capability. One comes with 1280 bits of configurable RAM.

Q5000 Series Key Features

Equivalent Gate Delay:	210-545ps
Flip/Flop Frequency:	> 600 MHz
Power Per Gate:	1mW
Speed/Power Product:	0.5pj
Equivalent Gates:	1300-5000
I/O Pads:	76-160
Operating Temperature Range:	-55°C to +125°C

AMCC Bipolar Logic Arrays have been designed with other flexible performance features in mind, too. Mixed ECL/TTL I/O compatibility. Your choice of packaging. Full military screening. AMCC's MacroMatrix® design tools. And, unrivaled customer support.


To talk with an applications engineer about your specific needs, in the U.S., call toll free (800) 262-8830. In Europe, call AMCC (U.K.) 44-256-468186. Or write, Applied MicroCircuits Corporation, 6195 Lusk Blvd., San Diego, CA 92121. (619) 450-9333.



A Better Bipolar Array is Here.

AMCC

Digital
has
it
now.



“Our Dracula™ layout design verification software was developed and based on Digital systems, and for very good reason,” states ECAD President Jim Hill. “Our customers in Integrated Circuit design regard Digital’s VAX™ systems as the standard. Recognizing that, we’ve developed a line of software products that have made us the standard of our industry.”

According to Mr. Hill, Digital’s unmatched software compatibility offers real benefits in creating customer acceptance. “We know that whatever Digital system the customer has purchased, our software will run on it successfully. That kind of confidence is rare in the IC design industry. And Digital’s hardware and



“ECAD seized an 80% world market share – the key was writing our design software to the industry standard, Digital.”

software consistency helps us deliver a better product, faster and at a lower cost.”

“We’re aggressively pursuing a worldwide market,” Mr. Hill adds. “And Digital has the worldwide presence to help us sell each market with strong local support. Our software and Digital’s systems sell each other. ECAD and Digital have evolved a strategic partnership, one that gives us a proven competitive advantage in the marketplace.”

To get your competitive advantage now, write to: Digital Equipment Corporation, 200 Baker Avenue, West Concord, MA 01742. Or call your local Digital sales office.

digital™

Electronics

THE SUN COMES OUT FOR DATA GENERAL

NTT PICKS MINI MAKER AS PARTNER TO DEVELOP INTEGRATED NETWORKS

WESTBORO, MASS.

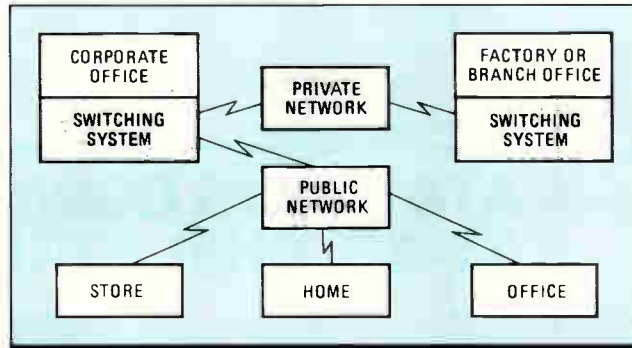
There's good news at Data General Corp. for the first time in many a month. Japanese telecommunications giant Nippon Telegraph & Telephone Corp.'s selection of Data General as its development partner for integrated private data networks is a shot in the arm for the Westboro, Mass., computer manufacturer, which in 1987 will experience the first unprofitable year in its 19-year history [*Electronics*, Sept. 3, 1987, p. 42].

The joint development agreement that NTT and Data General announced last week could be the first of similar affiliations between DG and U.S. and European companies in data networks. What's more, the pact is the first significant endorsement of DG's strategy to catapult into the corporate data-network business through an initiative directed by its 16-month-old Communications Systems Group.

RICH MARKET. The value of the NTT contract wasn't disclosed, but the agreement will open a new market that could be worth several hundred million dollars to the U.S. company. It calls for DG to develop integrated high-speed digital communications systems for NTT. The size and reach of NTT, which controls some 85% of Japanese communications, stamps the DG data-network organization that's evolving under senior vice president Colin Crook as a significant force.

What's more, Crook says, the agreement will help pay for DG's own development of private data-network technology. It calls for DG to deliver by spring of 1989 an integrated communications-processor system and computer system, along with hardware and software interfaces and "all the first-level communications support" required for high-speed digital communications systems, says Crook. Such systems will consist of hybrid exchange units that integrate data, voice, and computers into intelligent private networks.

A system will do more than private switching, points out Yasuharu Kosuge,



COMING FROM DG. Data General will develop hybrid exchange systems that integrate intracompany data communications.

senior engineer and supervisor in NTT's Integrated Communications Systems Sector. If customers select an appropriate processor model, the system will handle switching in a priority mode but will also allow them to run applications software. The computers control both circuit and packet switching over what the Japanese call a superdigital leased line, equivalent to a T1 line from AT&T Co.

Kosuge says that DG will develop interfaces to the line and to Japanese terminals, along with communications software. Kosuge hopes NTT can sell several hundred systems during the first year after development is completed. He says DG was selected for the development because "its hardware is well regarded in Japan, its maintenance and aftercare are excellent, and its communications expertise is superb."

Crook stresses that it was important for DG "to establish our bona fides [in data networks] with a company the magnitude of NTT. It's a good test of how smart we are in this business." In agreement is securities analyst John Adams, chairman of Adams, Harkness & Hill Inc. in Boston. "It's a formidable proposition to enter a relationship of this kind that includes a language barrier, and an unusual way to present your bona fides," says Adams. "But Data General needed somebody substantial to establish its credentials, and NTT is a hell of a choice."

Another analyst notes that the agreement underscores DG's technological

know-how. "It bodes well for Data General that NTT passed up Japanese and other U.S. companies to go with them," says Stephen Zamierowski, who follows the communications industry for International Data Corp. of Framingham, Mass. "It shows that they passed the acid technology test, and it is a vote of confidence that they will be around for a while."

A third analyst is a little more cautious, however. Susie Peterson, who tracks the computer industry for The First Boston Corp. in New York, says the agreement is important for DG in the short term "because it will give them a lot of political good will. But a lot can happen to DG between now and the time they're supposed to deliver. If they're still a stand-alone company, this could be an important product line for them."

DG's Crook points out that NTT has about 5,000 networks installed in Japan among clients that are a veritable who's who of Japanese banks and manufacturing companies. The agreement will open an upgrade-and-replacement market to DG, which has sold minicomputers to NTT through its subsidiary, Nippon Data General, for 15 years.

GETTING TOGETHER. That relationship fostered initial meetings between Crook and other representatives of his group and NTT, during which DG learned that the Japanese giant had established a new group to concentrate on private corporate data networks, just as DG had done. "Over time," Crook relates, "NTT's senior management became impressed with our understanding of the merger of computers and communications. We knew how to position ourselves and our products, and we learned how to do business in Japan."

Crook indicates that other joint efforts will follow, though he declines to offer details. For his part, analyst Adams suggests that Northern Telecom Inc., the Nashville, Tenn., telecommunications leader, might be another logical partner. —Lawrence Curran

configurations, from the 18-MHz eight-user unit at about \$20,000, available now, up to a \$45,000 30-MHz, 50-user version, coming in early 1988.

Microproject's partnership with AT&T—which, like Mizar's, began early this year with little publicity—is an unqualified plus, says Zion Bar-el, execu-

tive vice president for sales. "Our close ties to AT&T give Unicorn B/200 customers prompt access to latest versions of Unix," among other benefits, he says.

Can such relationships turn around AT&T's 32-bit fortunes? Consultant William I. Strauss of Forward Concepts Inc., Tempe, Ariz., gives the company

an outside chance. "By any standard, the 32000 is a good set that has not been marketed well. This [new strategy] shows some signs of life," he says. And AT&T has one big advantage on its side, he adds: "People are thirsty for multiuser microcomputers—and Unix is the only stuff out there." —Larry Waller

PRINTERS

ION-DEPOSITION PRINTER TAKES ON LASER

RANDOLPH, MASS.

Lasers most often are the technology of choice for nonimpact printing. But ion deposition is poised to make a big push into two bastions of the laser market—office automation and computer-aided design and manufacturing. That's the view of Delphax Systems of Randolph, Mass., which on Oct. 14 unveiled an ion-deposition system that for the first time combines text, graphics, a raster image processor, and printer controller all developed by Delphax—the company that holds the basic patents on ion-deposition printing.

Delphax, a seven-year-old company, had 1986 revenues of \$36 million, almost doubling from 1985. It supplies printers and print engines to original-equipment manufacturers, including Datagraphix, Honeywell, Northern Telecom, Olivetti, and Xerox. Now, with shipments of its S3000G RIP-equipped printer set to start in December, those OEMs could announce 30-page-per-minute combined text-and-graphics printers by early next year. The system holds special appeal in CAD/CAM applications, because it can print arcs and vectors much faster than plotters or dot-matrix printers.

Ion printing works by projecting ions onto a dielectric drum. The images attract a toner, which is then transferred to plain paper. It has become competitive with laser technology because it withstands duty cycles that are at least as high and often higher than laser printer duty cycles, according to CAP International Inc., a Marshfield, Mass., market-research firm that tracks the printer business. For example, the 30-ppm S3000G has a specified duty cycle of 225,000 pages per month; Thomas Kinney, Delphax's vice president for marketing, says Delphax OEMs will probably price the system between \$20,000 and \$25,000. Comparable laser printers' duty cycles are 35,000 to 60,000 pages per month, at 20 to 40 ppm, for \$15,000 to \$48,000.

For CAD/CAM, the S3000G will quickly print and collate unlimited multiple copies of engineering drawings and documentation. Today, those functions often involve a separate printer for drawings and documentation, plus time to

make multiple copies on a copier.

The heart of the graphics engine resides on a 14-by-16-in. board housed in a swing-out module on the back of the printer. The module also holds a 3½-in. floppy-disk drive and/or hard-disk drive.

New ion-deposition printers can do anything HP's LaserJet can do

An Intel 80286 microprocessor and 82786 graphics coprocessor make up the RIP, which provides all-points addressability plus various line-, arc-, and circle-drawing commands.

Standard electrical interfaces include Centronics and Dataproducts; Delphax will also design custom interfaces. Jeffrey Carrish, the company's director of product planning, says the floppy drive makes it easier to download new fonts or printer emulations than firmware systems.

The RIP feature is an important tool

in Delphax's diversification, says Catherine Dingman, associate director for nonimpact printing at CAP International. "They started as an engine company," Dingman says, "then progressed to providing full printers, mastering the paper-path problem. Now this puts them into controllers, and while printer suppliers can get a controller company to do that job, no one knows that ion print engine better than Delphax."


Delphax's Kinney points out that a substantial amount of printer software is being rewritten to run on networked systems—including Digital Equipment Corp. VAX systems and IBM Corp. 4341s—in market segments where nonimpact printing has yet to make significant inroads. "There are 25,000 sites where the average monthly print volume is somewhere between 100,000 to 500,000 pages," Kinney says. "Nonimpact printing has only 1% of that market, and less than 20% of the 7,500 sites where the volume is 500,000 to 2 million pages per month. Those are the markets that we're after." —Lawrence Curran

PORTABLE COMPUTERS

IT'S GETTING CROWDED FAST IN 80386 PORTABLES

SAN MATEO, CALIF.

The market for 80386-based portable computers is only a few weeks old, but already it's beginning to look like



SPINOFF. Dolch's 386 Pack portable is derived from an instrument controller.

Times Square on New Year's Eve. Almost every week, a new player has joined the fight, resulting in a three-way battle with more on the way. Latest to join is the king of the portables, Compaq Computer Corp., which came out with its model using Intel's speedy 32-bit microprocessor at the end of September.

Starting it all off was tiny Dolch American Instrument Inc. of San Jose, Calif., which introduced a 16-MHz machine originally developed as an instrument controller. A week or so later, Toshiba America Inc. of Irvine, Calif., announced its T5100, at 15 lb the lightest of them all, so far. And the Comdex show in Las Vegas, Nov. 2-6, should add to the crowd. Grid Systems Corp. of Fremont, Calif., for example, plans to introduce a pair of 286- and 386-based laptops.

"Portable" has always been a catch-all

TEXAS INSTRUMENTS REPORTS ON
NETWORKING


IN THE ERA OF

MegaChip
TECHNOLOGIES



Networking in the Era of MegaChip Technologies:

When connecting to the you need to connect with



Only the TMS380 Chip Set from Texas Instruments is tested and verified with IBM. That frees you to concentrate on the important business of making your products market winners.

Industry observers agree: The IBM® Token-Ring Network is capturing a lion's share of the LAN (local-area network) market. As stated by IBM in their October 15, 1985, product announcement, the IBM Token-Ring Network is "an 'open' network architecture for accommodation of non-IBM and IBM attaching devices . . . with semiconductor components available

IBM Token-Ring, Texas Instruments first.



the chief reason for turning to TI first when designing-in token ring connectivity. You know your TMS380-based product will be 100% compatible with IBM and industry standards.

As a result, you avoid any problems of validation, verification, or long development time. You gain time to add product enhancements that can mean a competitive edge in the marketplace.

Martin Sinnott, director, Dayton Development Center of the NCR Corporation, sums up the advantage this way: "We offer the very highest level of interoperability with the IBM Token-Ring Network via TI's TMS380 Chip Set and our own software."

An integrated solution for "open" systems

TI's TMS380 Chip Set begins with a 40-million-bits-per-second DMA interface. This provides efficient connection to high-speed microprocessors such as Intel's 80X86 and Motorola's 680X0 families and open-system buses like IBM's Micro Channel™ and Apple's NuBus™.

Having built-in software jointly copyrighted by IBM and TI, the TMS380 provides all IEEE 802.5 media-access control processing, including on-board network-management services (see box). In addition, the TMS380 provides capability for message-buffer expansion and higher layer protocols, such as IBM-compatible IEEE 802.2 Logical Link Control (LLC), available from TI.

The TMS380 completes your connection to the IBM Token-Ring with physical-layer interface circuits that provide clocking, data reception and transmission, and ring-insertion control.

Opening the way to internetworking the TMS380 facilitates the design of token ring bridge and gateway products.

Good news about cost

Another reason to choose the TMS380 is that the cost of connectivity is com-

Reliable network management

"We have designed our ProNET®.4 product using the industry-standard TI TMS380 Chip Set. In addition to normal data-communications functions, the chip set provides power-up self-test as well as network-management frames for automatic error detection, parameter services, and reconfigurations. The net effect is reliable, manageable network operation."

Howard Salwen,
Chairman and Founder, Proteon, Inc.

ing down. The chip set is available now at a suggested resale price under \$100.00 (quantity 100).

The TMS380 reflects the influence of TI's MegaChip™ Technologies. These are the skills and disciplines acquired through ongoing development of high-density circuits which generate advances in semiconductor design, processing, manufacturing, and service.

These technologies are having an effect on other LAN standards. For example, TI has developed the SN75061/62 single-channel drivers/receivers that can easily be configured for use with StarLAN IEEE 802.3 1BASE5 networks. These new devices perform data transmission/reception and minimize transmission-line noise. The SN75061 is ideally suited to 1BASE5 stations; the lower-power, lower-cost SN75062, to hubs.

For more information on the broad TMS380 support, turn the page.

from Texas Instruments." All you need to capitalize on the growing demand for products that will operate on the ring is to design with TI's TMS380 Chip Set.

"We use TI's TMS380 Chip Set and TI's implementation of IEEE 802.2 LLC protocols to ensure IBM compatibility at media-access and software levels."

That is Howard S. Charney, senior vice president of 3Com Corporation, stating

Comprehensive support from TI speeds TMS380 design-in.

To help you with everything from token ring adapter-card prototyping through communications-protocol development and systems integration, TI makes available the comprehensive TMS380 Development Products Family.

Design-in Accelerator Kit includes hardware and debug software for completing a prototype token ring adapter. Three sample TMS380 chip sets, engi-



neering debug software with User's Guide, and an interconnect schematic.

PC Adapter Card helps you develop software and analyze traffic on the IBM Token-Ring Network. It works in both the PC Family and PC AT compatibles and incorporates TI's new IEEE 802.2 LLC. The card comes with demonstration software as well as protocol-analysis software to help develop your communications protocol.

Test Wiring Concentrator (TWC) provides the mechanism for any station to be inserted on the ring and adds LEDs that indicate ring insertion.

TMS380 LLC Evaluation Kit provides the hardware, software, and documentation required to evaluate the IBM-compatible IEEE 802.2 LLC software on your designs.

ASIC-LAN Tool Kit enables the fast development of highly integrated, differentiated, and compact adapters. The kit contains ASIC software macro building blocks and completed design examples. These support Adapter Memory Expansion and PC Bus Interface. The kit not only helps save board space, but also several months of system and hardware design.



TMS380 Bridge Design Kit contains one TMS38021 Bridging Protocol Handler, one set of Bridge Options Adapter Software, and a TMS38021 Bridge Application Report to help you develop bridge or gateway products.

Token Ring Seminars are conducted on request at TI Regional Technology Centers or at your site. A two-day

workshop includes an introduction to the TMS380 Chip Set and hands-on experience in the lab. A one-day TMS380 Advanced Topics Workshop provides an understanding of the extended LLC interface on the TMS380 and provides insight into bridge applications.

For more information on TI's TMS380 Chip Set, call TI's hot-line number, (713) 274-2380. Or complete and return the coupon today to Texas Instruments Incorporated, P.O. Box 809066, Dallas, Texas 75380-9066.



Texas Instruments Incorporated

P.O. Box 809066
Dallas, Texas 75380-9066

YES, please send me information on TI's networking products and services.

NAME _____

TITLE _____

COMPANY _____

ADDRESS _____

CITY _____

STATE _____

ZIP _____

AREA CODE _____

TELEPHONE _____

EXT. _____

SPWO83EC700C

[™]MegaChip and NuBus are trademarks of Texas Instruments Incorporated. Micro Channel is a trademark of International Business Machines Corporation.

[®]IBM is a registered trademark of International Business Machines Corporation. ProNET is a registered trademark of Proteon, Inc.



cation of these units considerably increases throughput.

One unusual feature is the multiplexed ROM, which also helps boost the throughput. To keep memory bandwidth low, the FP fetches two instructions with each memory access and processes them one after the other, while fetching the next two. This complicates pipelining somewhat but does not affect the FP's functional behavior, Winterer says.

Significantly, the controller does away with interrupts in favor of program scheduling, "because interrupt schemes considerably interfere with high-speed processing requirements and call for lots of circuitry," Winterer says. Because the FP has no interrupts, it is markedly different from most microcontrollers. Usually, any controller must respond quickly to asynchronous demands. But with common interrupt

schemes, there is a need to restore the controller's internal state. With a register file, however, it either takes time to store and load all registers or it requires extra hardware to hold one or more additional file for context switching. Further, interrupting the pipeline and restoring it is a complex task, making extensive logic necessary.

So the Freiburg designers did away with interrupts, instead subdividing programs into individual tasks. While a task is running, no interrupt is allowed. When the task is completed, a hardware block, the so-called scheduler—part of the control block—decides which task must be executed next.

The scheduling scheme incorporated in the FP also supports a modular software structure, making the FP the ideal partner for fast controlling and signal-processing applications. —John Gosch

AVIONICS

HOW ABOUT THIS? AVIONICS WOULD GO IN PLANE'S SKIN

LOS ANGELES

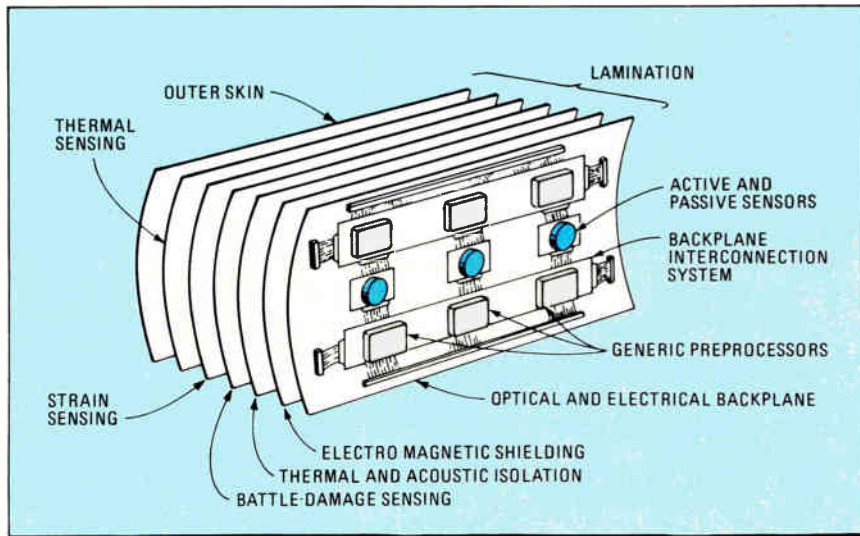
Here's a prediction for you: the military airplane of the future will carry its sensing, communications, and processing equipment embedded in its outer skin. At least, that's the conclusion emerging from a year of study by avionics and structural engineers at GMHE/Hughes Aircraft Co. and Rockwell International Corp.

The work was done as part of the Air Force's Forecast 2 project to identify new technologies for next-century equipment. The Hughes-Rockwell concept, "smartskins," envisions flexible electronic packages holding the various avionics subsystems, which would be

separated into layers and distributed over the body of the aircraft. The first usable embedded equipment could be ready in 5 to 10 years, the study says.

"This is a brand-new ballgame for avionics," says Joseph Smalanskas, laboratories engineer at Hughes, who is coordinating the two-year study. The goal is "nothing less than eliminating dedicated structures for electronics."

But first researchers have to overcome two tough technology barriers, says Smalanskas. The chief one is developing flexible optical-interconnect boards and backplane mounting to replace the rigid copper-based printed-circuit boards now in use. The boards must



NEW LOCATION. By embedding bulky computers and other avionic equipment in the skin of its airplanes, the Air Force hopes to get more efficient electronics as well as better aircraft.

← Circle 38 on reader service card

SAVE BIG ON HEWLETT-PACKARD CALCULATORS

HP-28C

State of the Art Scientific Calculator



- Advanced statistics
- Unit conversion
- 250 programmable commands and functions
- 60 direct keyboard commands
- Separate alpha and numeric keyboards
- Four-line LCD display
- Infrared printer interface
- Folding "clamshell" case
- Battery power (3" N" Cells)

Mfg. Sugg. Ret. \$235 **\$175**



HP-41 Hand Held Computing System

- Portable. Battery operated. Carry the HP-41 in your pocket or briefcase.
- Built-in operating system. 12K operating system allows for immediate solutions to complex problems.
- Four input/output ports. Plug in ROM Software modules or add to existing memory capacity with plug-in memory modules.
- HP41CV-2233 bytes of memory or 319 data registers.
- HP41CX-3122 bytes of memory or 446 data registers plus time and calendar functions.

HP-41CV

Mfr. Sugg. Ret. \$179

\$126

HP-41CX

Mfr. Sugg. Ret. \$249

\$179

*Send proof of purchase to Hewlett-Packard and receive FREE Advantage ROM Module. Mfr. Sugg. Ret. \$49

Offer good 8/15/87 thru 10/31/87



HP-12C

Financial Calculator

\$62.00*

*Price reflects \$10 mail-in rebate from Hewlett-Packard

\$72 Elek-Tek Price

-10 Rebate

\$62 Your Final Cost

Offer good 8/15/87 thru 10/31/87

plus shipping & handling

The standard for Finance and Real Estate

- Solve interest and amortization problems
- Discount cash flows
- Find bond yields & maturity dates
- Determine depreciation schedules
- Examine business trends

• HP11C Scientific	\$41
• HP15C Adv. Scientific	\$72
• HP16C Programmer	\$86
• HP18C Business Consultant	\$129
• HP82240A Infrared Printer—18C/28C	\$100
• HP82104A Card Reader—HP-41	\$139
• HP82143A Thermal Printer—HP-41	\$275
• HP2225 ThinkJet Printer (All)	\$350

All HP Accessories Discounted Too!



HEWLETT
PACKARD

Authorized
Hewlett-Packard
Dealer

CALL TOLL FREE 800-621-1269

EXCEPT ILLINOIS, ALASKA

CANADIAN TOLL FREE 800-458-9133

Corporate Accts. Invited. Min. Ord. \$15.00. Visa or MasterCard by Mail or Phone. Mail Cashier's Check, Mon. Ord., Personal Check. Add \$4.00 1st item. (AK, HI, P.R., Canada add \$10.00 first item) \$1.00 ea. add'l shpg. & handl. Shipments to IL address add 7% tax. Prices subj. to change. WRITE for free catalog. RETURN POLICY: Defectives Only: Most products replaced within 30 days of purchase with identical merchandise only. Computer and large peripherals replaced only when defective on arrival (within 3 work days of delivery). Other problems covered by mfr. warranty. ALL ELEK-TEK MERCHANDISE IS BRAND NEW, FIRST QUALITY AND COMPLETE. Immediate delivery on all above items. DUNS #09-718-0517

ELEK-TEK, inc.

6557 N. Lincoln Ave., Chicago, IL 60645
312-677-7660

Circle 39 on reader service card

IF YOU'RE DESIGNING YOU'RE WASTING

HOURS MINUTES SECONDS

323.34.26.52

Until now, if you wanted to put 50,000 gates on one chip, you usually had to put them in one at a time. You had to put in three months work. And you had to put your launch date into a holding pattern. Not anymore.

Announcing the only compilers that take you to gate arrays and cells. Fast.

Now with VLSI's new Datapath and State Machine Compilers you can design in high level symbols instead of gates. A design that used to take months, can now

be turned around in days. Even less.

With the help of our new Datapath Compiler you can design a 64-bit RISC datapath on your lunch hour.

But can you use control logic? You bet your sweet datapath you can.

Our State Machine Compiler accepts high level expressions of logic functions and gives you tightly packed state control logic in a fraction of the time it would take to design it by hand.

We did the design entry for an asynchronous receiver in one hour. It would've taken

ING WITH GATES, ING YOUR TIME.

HOURS MINUTES SECONDS

006.29.43.03

seven days using traditional schematics.

And not only do we give you high integration design tools, we give you high integration devices.

Our CMOS 1.5 micron VGT100 series of gate arrays puts as many as 50,000 useable gates on a chip. And our 1.5 micron CMOS cell-based technology packs over 100,000.

If you'd like more information about

our new Datapath and State Machine Compilers, and the VGT100 family of gate arrays they work with, write us at 1109 McKay Drive, San Jose, CA 95131. Or give us a call at (800) 872-6753.

We'll show you a good time.

To find out how much time you can save, call us for a free stopwatch.



VLSI TECHNOLOGY, INC.

Circle 45 on reader service card

PROBING THE NEWS

GaAs-ON-SILICON WAFERS ARE SET TO GO COMMERCIAL

WITH A DOZEN BETA SITES ALREADY, KOPIN CORP. WILL OFFER 4-in. WAFERS

by Lawrence Curran

TAUNTON, MASS.

Those chip makers eager to tap the high-performance potential of gallium arsenide should be more than a little excited about a brand new development in GaAs-on-silicon material: the commercial availability of 4-in. wafers, which are believed to be the first of their size to go on the market.

The source of these wafers, tiny Kopin Corp., was scheduled to disclose at this week's IEEE GaAs IC Symposium in Portland, Ore., that sample production had already begun on wafers measuring 2, 3, and 4 in. in diameter. Having the most potential is the 4-in. wafer, which will start shipping in December.

The marriage between GaAs and silicon [*Electronics*, Sept. 18, 1986, p. 31] is still tricky enough to prompt a wait-and-see attitude by some potential users, but the lure of joining the two materials to get the advantages of each—including the structural and thermal properties of a silicon substrate—is driving more than a dozen research efforts in the U.S. and Japan. GaAs emits light, withstands high temperatures, and survives high doses of radiation, making it attractive for optoelectronic and fast logic and memory devices, as well as for radiation-resistant integrated circuits. However, the brittleness and warping of bulk-GaAs wafers have so far limited diameters to 2 or 3 in. Also, GaAs often lacks purity when deposited on silicon.

Kopin is a three-year-old Taunton, Mass., startup that eventually will supply chip makers with production-quantity epitaxial wafers. The company has about a dozen beta-site customers for wafers, on which GaAs is grown using metallic-organic chemical-vapor deposition. John C. C. Fan, Kopin's founder, chairman, and chief executive officer, believes the commercial availability of these wafers represents "the enabling technology for future GaAs market growth."

That market has been frustrated until now, but it may indeed be stimulated by the promise of GaAs on sturdier, larger-diameter silicon-wafer substrates, promising the economies of scale associated

with silicon processing. Further, the ability to selectively grow GaAs on portions of a silicon wafer holds the potential to marry CMOS FETs with GaAs optoelectronic devices, including lasers. Texas Instruments Inc. is working on this kind of patterned deposition in its Central Research Laboratories in Dallas. So is GTE Laboratories Inc. in Waltham, Mass.

Wafer- or device-level programs are perking along with more than a dozen other entries in the GaAs-on-silicon sweepstakes in the U.S. and Japan. They include Fujitsu, Hitachi, Mitsubishi, NEC, NTT, Oki Electric, and Sharp in Japan, plus AT&T Bell Laboratories, Ford Microelectronics, Hewlett-Packard, and Spire in the U.S.

SPECIAL SILICON. There's not much that Fan wants to divulge about the way Kopin makes its wafers, but he does say that the company buys specially cut silicon wafers. "It is still 1-0-0 material, but it has a slightly different orientation," Fan says. That orientation, plus several processing steps, are intended to minimize defects and warping.

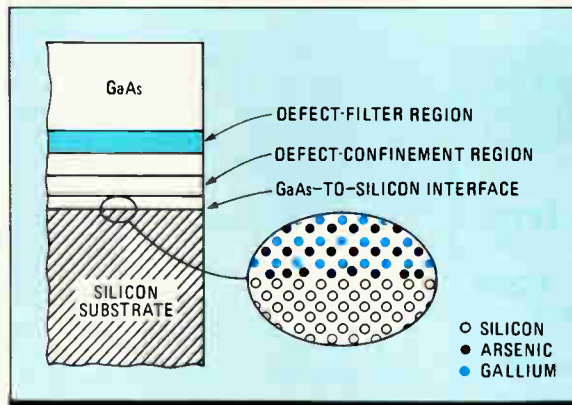
Kopin uses a proprietary cleaning process before putting the wafers into a modified chemical-vapor-deposition reactor. Two steps deposit a very thin "defect-confinement" layer before the GaAs is put down. The entire epilayer is a maximum of 8 μm thick, and usually

more like 5, Fan says. Thermal cycling follows to help take care of stress and lattice mismatches, says Fan.

One of the biggest U.S. development efforts is at Texas Instruments Inc., where blanket deposition of GaAs across an entire wafer last year proved the quality of epitaxially grown GaAs on a passive silicon substrate. That work resulted in the most complex GaAs-on-silicon devices reported to date in the U.S.—fully functional 1-Kbit static random-access memories with address-access times as short as 6 ns [*Electronics*, Sept. 18, 1986, p. 31].

The thrust of TI's current effort is directed at patterned deposition, so that some circuit functions are done in GaAs and others in silicon. Its method is to grow GaAs through silicon-dioxide or silicon-nitride masks, a technique that "allows us to place single GaAs pads wherever we want on a silicon wafer," says Richard Matyi, a member of the technical staff in TI's Materials Science Laboratory. Hisashi Shichijo, senior member of the technical staff in the GaAs Logic and Memory Branch of TI's Central Research Laboratories, adds that the lab initially will use patterned deposition to combine silicon CMOS circuitry with GaAs MES FET circuits.

"Once you develop the technology to combine these two kinds of devices, you aren't limited to MES FETs or CMOS,"



LATTICE MISMATCH. Different lattice dimensions in silicon and GaAs result in interface dislocations (seen as a fuzzy spot in TI photo). Defects can propagate from them into the GaAs.

We're growing with speed and resolution.



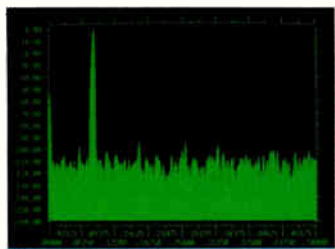
Introducing the best spectral performance available in 14 and 16-bit sampling ADC's.

Step-by-step, Analog Solutions is covering all key points on the speed/resolution scale.

We already have the largest line of high performance 16-bit ADC's. Now, in response to customer needs, Analog Solutions is introducing significant new products in a growing family of sampling A/D converters.

Leading off is the ZAD2764. This 14-bit sampling ADC offers a better combination of speed and resolution than anything you've seen before. The ZAD2764 features a 500 kHz sampling rate and a built-in ultra-linear sample and hold. Spectral performance is fully specified and guaranteed. Harmonic distortion, intermodulation distortion, S/N ratio and frequency response are specified under worst-case conditions. When you design the ZAD2764 into your telecommunications, medical imaging or ATE system, performance will not be compromised.

is the ZAD2846, a 300 kHz sampling 16-bit ADC with the best linearity and lowest noise and harmonic distortion available. With its low drift and guaranteed specs, the ZAD2846 satisfies the most demanding applications. The FFT diagram shows the actual performance.



Actual spectral performance of ZAD2846

Both new products use the latest technology and Analog Solutions' proprietary digital correction subranging architecture.

Both are packaged in Analog Solutions' rugged, shielded metal case with low insertion force sockets and are pin-to-pin compatible with each other. So you can change system performance by simply swapping modules.

And both are 100% tested and documented to guarantee that published specifications are met.

If you need the performance that exceeds monolithics, hybrids, or your own ADC/sample and hold design, give us a call.

And watch us respond with speed and resolution.

For more information, please address Analog Solutions, 85 West Tasman Drive, San Jose, CA 95134. Phone (408) 433-1900. FAX (408) 433-9308.



 **ANALOG SOLUTIONS**

A subsidiary of Silicon General.

Circle 49 on reader service card

YOU'RE ON AS YOUR

When you're trying to build the hottest new products you can think of, you need the latest, most sophisticated ASICs available. And the greatest number of ways to use them.

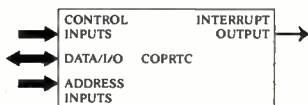
And that's the whole idea behind our Triple Technology™ Which gives you the ability to combine analog, digital, and E² cells all on the same chip. And the confidence that they all fit

SEPTEMBER

Real-time Clock for COP™ 800 Microcontroller Core

Key Features:

- Parallel interface to Sierra core cell
- Low power/independent operation
- Programmable interrupt system
- In-cell 32 KHz micropower crystal oscillator
- Timekeeping from 1/10 sec. to years
- Available in Sierra's 2-micron CMOS standard cell library.



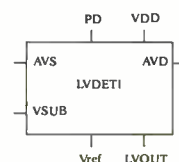
The COPRTC Real-time Clock peripheral has a direct interface to the COP800. It's 32 KHz crystal oscillator allows independent operation while the controller core cell is in a low-power halt state. The interrupt timer can "wake up" the controller at user-programmable intervals. This peripheral keeps time with tenth-second resolution and includes an automatic leap year calculation. Of course, it is also fully compatible with all the digital and analog cells in our Triple Technology™ 2 micron CMOS cell library.

OCTOBER

LVDET1 Low Voltage Detector

Key Features:

PARAMETER	Min	Typical	Max	Units
Supply Range	2.5	5.0	5.5	Volts
Negative going trip point, Vtr-	3.7			Volts
Positive going trip point, Vtr+			4.5	Volts
Hysteresis (Vtr+) - (Vtr-)	200			mV



This cell can be used to detect low battery voltage. Or to power down an electronic system safely in case of power interruptions, then reset it when power is restored. In either case, when power supply voltage drops below a specified value, this precision circuit provides a logic output. With built-in hysteresis and inherent low-pass filtering, it is immune to errors caused by small supply variations and spikes. It is also a perfect example of our commitment to introduce a new high-performance cell every month throughout 1987. Watch this space for November's cell.

LY AS GOOD LAST IDEA.

together, since they've all come from the same source. Of course, we already give you the richest cell library in the industry. But every month this year, we'll use this space to introduce

our latest ideas. To give you more possibilities than ever. If you'd like to see our complete library card, just write or call. In the meantime, just look what we've done for you lately.

NOVEMBER

DECEMBER




Sierra Semiconductor
Triple Technology™ In CMOS.

2075 North Capitol Avenue, San Jose, California 95132. Telephone (408) 263-9300

World Radio History


Circle 51 on reader service card

● Both parallel and RS-232 interfaces are supported by a wide selection of software.



● Easy video interfacing—over 150 interfaces are supported. No need to write software.

● Accurate shading for realistic, detailed solids; work with 4,912 colors.



● Local intelligence: video interface lets you rotate, change colors and scale with front-panel controls.

● Crisp, clean lines for highly detailed drawings.

NO OTHER COLOR HARDCOPIER CAN MAKE THESE POINTS.

The CH-5300 gives you fast copies. Sharp lines. Realistic gradation and shading. Bright, rich solids. Consistent backgrounds. Built-in intelligence. Easy interfacing to the broadest range of video or parallel sources. And proven reliability.

Plus, with our new multiplexor you can turn your color hardcopier into a shared resource;

connecting up to four different input sources at once.

So look into the Seiko CH-5300. You'll see that no other color hardcopier can make these points.

Call Martin Nelson
at (408) 943-9100
today.

SEIKO 
Seiko Instruments USA

- Fast copies on paper or film—A-size output in 45 seconds.

- Solid streak-free, unblemished backgrounds—on the first and ninety-ninth copy.

- Unattended, off-line copying with consistent, high-quality output.

Circle 53 on reader service card

© 1987 Seiko Instruments USA, Inc.

Visuals courtesy of Ramtek Corporation, Malra Datavision, Computer Design Equipment Incorporated.

World Radio History

INTERNATIONAL WEEK

CASIO ENTERS DAT AND VCR MARKETS

Casio Computer Co., Tokyo, a leading manufacturer of calculators, watches, and liquid-crystal-display color TVs, is diversifying into the digital-audio-tape recorder and portable video-cassette recorder markets. It will start selling its 148,000-yen portable DAT, DGZY1, in December, about the same time as Matsushita and Sony go to market with theirs. The initial production rate will be 1,000 units a month. The portable VCR, VF-3000, has a built-in 3.3-in. liquid-crystal TV that can reproduce color images on its 118,580-dot display and receive off-the-air TV programs. Casio will start marketing the VF-3000 in mid-December at 125,000 yen with another 27,000 yen for accessories, initially producing 3,000 units a month.

TOSHIBA TO SELL 3-D CAMCORDER

Toshiba Corp., Tokyo, has developed 3D-CAM, the world's first camcorder capable of recording three-dimensional color pictures that can be played back on conventional VHS-format VCRs and a monitor with double scanning speed. Liquid-crystal-shutter glasses are required to view the 3-d images and a special adapter unit is needed for playback on standard VCRs. Toshiba will sell the camcorder for industrial as well as home use. It has not yet decided when to begin marketing the 3D-CAM, but it expects to price it at around 300,000 yen, 50% higher than the price of standard camcorders.

GERMANS GET FAST FIBER-OPTICS LINK

West Germany's Siemens AG has turned over to the Bundespost, the communications authority, the country's first fiber-optic line operating at a 565-Mbit/s data rate.

With 32 glass fibers in a cable spanning the 100 miles from Munich to Nuremberg, the link will have a capacity for 120,000 telephone channels or 64 TV channels, each with a 140-Mbit/s rate. The use of monomode fibers allows a repeater spacing as wide as 35 km.

FINNS, SWEDES GET VIDEOPHONE LINK

Finns and Swedes can now make videophone calls as easily as ordinary telephone calls. The first international videophone call was made from Helsinki to Stockholm on Sept. 24, using a digital link between the two national switched 64-Kbit/s networks. The videophones were made by Vistacom Industries Inc., a new Finnish company that makes color video codecs and terminals for 64-Kbit/s networks. Called Diginet, the switched 64-Kbit/s service is compatible with the Integrated Services Digital Network, with which it competes, and is supported by Nokia, Ericsson, and Siemens.

TURKS BUY SIEMENS DIGITAL SWITCHES

Turkey has become the 30th country to order an EWSD digital switch from Siemens AG, Munich. The order initially is for nine systems, capable of handling a total of 100,000 subscriber lines, to be used in eight cities throughout the country. Starting in 1988, the Turks will build EWSD systems on their own in a factory for which about \$23 million has been earmarked by the Ankara government.

PLESSEY, TELENET IN DATACOM VENTURE

The Plessey Co. plc and Telenet Communications Corp., a US Sprint company in Reston, Va., have formed a joint venture company, Plessey-Telenet Ltd., to market data-communications and packet-

switched networks and systems, initially in the UK and Holland. Ownership of Plessey-Telenet, which will be based at Basingstoke, England, is 51% Plessey, 49% Telenet. Plessey-Telenet already has orders valued at £30 million with ongoing contracts for private packet-switched networks.

VENEZUELA TO BUY ERICSSON SYSTEM

Ericsson Radio Systems of Stockholm, Sweden, has received a letter of intent from the Venezuelan Telephone Administration for a cellular mobile telephone system initially valued at \$12 million. The system will consist of one AXE mobile telephone switch and 10 radio base stations. Venezuela will be the first Latin American country to operate a fully automatic cellular service, the first phase of which will be installed in the Caracas area.

ARIANESPACE HAS EDGE OVER NASA

Now that its Ariane V19 booster has placed a dual payload into transfer orbits, Arianespace says it has received 44 contracts running into 1991 for launching satellites. The orders, worth \$2.38 billion, include nine U.S. private satellites. The consortium has offered to launch Indonesia's Palapa B-2R telecommunications satellite earlier and at a price 10% less than that of a U.S. Delta rocket launching, but a contract has not yet been signed.

PHILIPS, FLUKE PACT IS SET

Philips Test & Measurement of Eindhoven, the Netherlands, and John Fluke Manufacturing Co. of Everett, Wash., have set the terms of their March agreement [*Electronics*, April 2, 1987, p. 55]. Fluke will sell, service, and support Philips's products in North America, China, Hong

Kong, and Japan, while Philips will reciprocate for Fluke's products in the rest of the world. The accord also provides for technology transfer and joint product development.

ALCATEL LANDS TWO VIDEOTEXT ORDERS

Alcatel NV received two large orders in September to make videotext systems similar to the French Minitel for the Centre d'Excellence en Télécommunications Intégrées in Montreal and for Encode International in Houston. The Canadian contract calls for 100,000 terminals during the next 14 months and another 100,000 per year for the next five years. The contract with Encode calls for an initial 12,000 videotext terminals, with orders for 5,000 to 10,000 per month to follow.

UNIX-BASED MICROS COMING FROM BULL

France's Groupe Bull is making a play for the small-to-medium-size business-computer market in most of Western Europe, which it expects to reach 12.5 billion francs soon, with Unix-based super microcomputers in the Questar 700 family. The Bull Questar 700/15, 700/20, and 700/30 are being offered in compact frames for unit prices ranging from 140,000 to 210,000 French francs.

UK BOOK-TO-BILL SLIPS BELOW ONE

The UK book-to-bill ratio for electronic components in August fell below parity at 0.94 for the first time since November 1986, says the Electronic Components Industry Federation. Despite the low figure, which is typical of ratios in the second half of the year, sales continue to show slow, steady growth. Demand in consumer electronics was strong, the ECIF says, but defense was sluggish.

pendence on component tolerances.

Data exchange between the 7310 and 7320 is over the Philips I²S (for inter-IC signal) bus. This three-line bus dedicates one line each for the clock, serial data, and control data. Since I²S was also used in the Philips second-generation set, a combination of second- and third-generation devices can be used in the same system.

The 7310 and 7320 are both available in a 44-pin quad flatpack. The 7310 can also be had in a 40-pin dual in-line package which can be used as a replacement for the 7210 of the second-generation set. Samples of the two devices will be available in the fourth quarter.

Prices for the two circuits depend on importing country and local market demand. However, as an indication of approximate prices, the SAA7310 costs around 36 Dutch guilders apiece in 1,000-lot quantities and the SAA7320 about 40 Dutch guilders apiece, also in 1,000-lot quantities.

— John Gosch

Philips Elcoma, P.O. Box 523, 5600 AM Eindhoven, The Netherlands.
Phone 31-40-722091 [Circle 500]

SPECTRUM ANALYZER STORES 128 KBYTES

The MS2601A spectrum analyzer handles signals ranging from 10 KHz to 2.2 GHz and is the first in Anritsu Corp.'s product line to offer plug-in memory cards that provide up to 128 Kbytes memory for storing measurement parameters and traced data.

Microprocessor control ensures measuring accuracy to 1 dB in a dynamic range of 75 dB. The MS2601A also offers ease-of-use features such as zone markers—to locate signal peaks—screen scroll, and a frequency counter.

Applications include frequency and impedance measurements, electromagnetic interference analysis, and network analysis. The MS2601A is available now. Price depends on importing country.


Anritsu Corp., 5-10-27, Minami Azabu, Minato-ku, Tokyo, Japan 102, Japan.
Phone 81-3-446-1111 [Circle 701]

SWITCHES SHRUG OFF SOLDER CLEANING

The TR series of sealed subminiature switches from MORS Composants can be soldered and cleaned on printed-circuit boards without danger of malfunction due to contamination.

Their small size—9.1-by-8.1-by-7.1 mm—means they take up minimal space on a pc board. They feature a rocker actuator and come with gold- or silver-plated contacts.

The two-position versions have a projected operation life of 60,000 operations



and the three-position versions have a projected life of 30,000 operations.

Available now in a variety of colors, export pricing for the TR series of mini-switches range from \$1.25 to \$2.50 each in volume purchases.

MORS Composants, BP No. 1, 82300 Caussade, France.

Phone 33-63-93-14-98 [Circle 702]

BACKPLANES INCLUDE TERMINATION CIRCUITS

British Telecom's 4610 series of backplanes for the emerging STEbus industrial standard saves users £30 usually spent on separate termination modules by integrating all bus-termination circuitry into the board.

On-board termination circuitry is located between the connectors to minimize system size. The board's multilayer construction implements separate 5-V supply and ground planes, giving the boards high immunity to noise and crosstalk.

The backplanes are supplied populated with female DIN41612 connectors on a standard 0.8-in. pitch and cost £65 and £105 respectively for 5- and 10-slot versions. They are available now.

British Telecom, Microprocessors Systems Group, Martlesham Heath, Ipswich IP5 7RE, UK.

Phone 44-473-643-101 [Circle 703]

DAC BOASTS FAST SETTling TIME

Ferranti Electronics Ltd.'s ZN599 8-bit digital-to-analog converter has a typical output voltage settling time of 1.25 μ s and a gain temperature coefficient of 2 parts per million per centigrade degree.

Designed to provide complementary conversion functionality for the company's ZN449 analog-to-digital converter in microprocessor-based systems, its maximum linearity error is plus or minus the least significant bit and monotonicity is guaranteed over the commercial operating temperature range.

Available now, the DAC comes in 16-pin plastic or ceramic dual in-line packages and in the SO-16 package for surface mounting. The device costs £1.81 each in 100-unit quantities. Export price is \$2.98 U.S.

Ferranti Electronics Ltd., Fields New Road, Chadderton, Oldham, Lancashire OL9 8NP, UK.

Phone 44-61-624-0515 [Circle 706]


RAM CARD ALLOWS MEMORY-MAPPED I/O

The 512K8 dynamic random-access memory module from PEP Modular Computers GmbH implements memory-mapped input/output and has hidden refresh for the intelligent I/O channel. Its capacity extends from 64 Kbytes up to 512 Kbytes, with one-bit parity generation and check.

The module has 20 address lines for operation in the extended 1-Mbyte address range but may also be used in the basic 64-Kbyte address range. Within the address range, up to 16 blocks can be selected, allowing memory mapped I/O in the module's range.

The 512K8 may be used in synchronous or asynchronous bus systems. The asynchronous access improves data throughput and optimizes system speed. For synchronous operation, a bus frequency up to 2 MHz is available. The module has an access time of 250 ns.

For every written byte, one parity bit is generated and stored. This parity is com-



pared with the parity of the data byte during the read operation. A bus error signal is generated if the parity does not match. This allows detection of one-bit errors. The 512K8 module is available from stock for a price of 950 DM.

PEP Modular Computers GmbH, AM Klosterwald 4, D-8950 Kaufbeuren, West Germany.

Phone 49-8341-81001 [Circle 704]

PHILIPS HYBRIDS CUT NOISE 25%

The OM2000 wideband hybrid integrated circuit amplifiers from Philips offer noise figures about 25% less than existing equivalents in the Philips product line. The 12-V hybrid amplifiers, for room antenna, mast antenna, and community antenna TV systems, are aimed at wideband amplification in the range from 40 to 860 MHz.

Type numbers in the range are the OM2045, OM2050, OM2060, OM2061, and OM2070. The OM2045 has a gain of 12 dB with a noise figure of just 3.6 dB. The OM 2070 occupies the other end of the range and offers a 28 dB gain and a noise figure of 4.8 dB. Compact in design, the devices measure from 14-by-8

mm for the OM2045 to 27-by-22 mm for the OM2070.

The hybrid amplifiers are implemented in thin-film technology. They have a source and load impedance of 75 Ω and an operating ambient temperature range from -20°C to +70°C.

Small quantities are available from stock. In 100-piece lots, the devices cost from 7 to 10 Dutch guilders apiece, although actual prices depend on type, order quantity, and importing country. Philips Elcoma Div., P.O. Box 523, 5600 AM Eindhoven, The Netherlands. Phone 31-40-757005 [Circle 707]

CAD DRAWINGS CAN BE SHOWN ON BIG SCREENS

Electrohome Ltd.'s ECP 3000 video projection system uses three-lens technology to deliver resolutions suitable for projecting computer-aided design drawings on 5-ft. to 25-ft diagonal screens.



The unit accepts inputs directly from video and high-resolution graphics terminals and has a memory capacity sufficient to store setups for 28 input parameters such as brightness, contrast, and convergence.

It automatically locks into horizontal scan rates of 15 to 50 KHz and offers 650 lumens peak light output. Horizontal retrace time is less than 4 μ s and vertical retrace is less than 300 μ s.

Available now, the ECP 3000 costs \$14,995 U.S.

Electrohome Ltd., 809 Wellington St. N., Kitchener, Ontario, Canada N2G 4J6. Phone (519) 744-7111 [Circle 705]

POWER UNIT OFFERS SIX VOLTAGE OUTPUTS

The LNG series power supplies from Heinzinger GmbH feature reasonable price and six voltage outputs. The LNG 100-1, for example, costs less than 850 DM and provides 16-, 32-, 50-, 100-, 175-, and 350-V outputs. The power ranges are 100, 200, and 500 W.

Intended for laboratory use, the supplies have a three-digit voltage and current display, a 10-gang potentiometer for voltage and current, and analog programming inputs and monitor outputs. They are designed for continuous operation and are short-circuit-proof.

The LNG 100-1 can be delivered in 14 to 16 weeks. It sells for 832 DM.

Heinzinger GmbH, P. O. Box 1076, D-8200 Rosenheim, West Germany. Phone 49-8031-44040 [Circle 709]

COMPUTER REPLACES FOUR VMEBUS BOARDS

The CC-97 single-board computer from Comcontrol BV integrates the functionality of four separate boards in 16-bit VMEbus systems. It includes the processor; a Small Computer Systems Interface; 2 Mbytes dual-ported dynamic random-access memory; and 384 Kbytes of static RAM and erasable programmable read-only memory.

It can be used as a serial communication controller in SCSI applications or as a central-processing-unit board in multiprocessor systems. It is particularly well suited for multiprocessing because it generates and accepts seven layers of interrupt, can issue requests over the bus using any of four priority levels, and implements a mail-box function for message passing.

Key chips on the board include a 16-MHz Motorola Corp. 68000 microprocessor and a Western Digital Corp. WD33C93 SCSI controller.

The board is available now. Export price is \$3,685 U.S. Price in the Netherlands is 7,250 Dutch guilders.

Comcontrol BV, Stratumseind 31, P. O. Box 193, 5600 AD, Eindhoven, The Netherlands.

Phone 31-40-1249-55 [Circle 708]

MINI TRANSFORMERS RANGE FROM 0.8-30 VA

Miniature transformers in the OB (for on-board) series from Avel-Lindberg Ltd. offer a load-specification range of 0.8 to 30 VA and conform to eight international standards. The 0.8 VA version stands only 10.5 mm high.

Low profiles allow the 0.8-VA transformers to be mounted where there is just 0.5-in. board spacing. The 2-VA version accommodates board spacings as little as 0.75-in. spacing, and the 4-, 6-, 10- and 14-VA versions accommodate 1-in. spacing.

The 18-, 24-, and 30 VA versions can be mounted on boards with 1.5-in. spac-



ing. Dual primary windings can be connected in parallel with 120-V ac and in series with 240-V ac power supplies. Nominal operating frequencies are 50 or 60 Hz.

Available now, pricing on the OB series depends on importing country.

Avel-Lindberg Ltd., South Ockendon, Essex RM15 5TD, UK. Phone 44-708-853-444 [Circle 710]

DIGITAL SERVO SPEEDS PRINTER

The dot-matrix printer LPD12 from Linseis GmbH uses a digital servo system instead of the print-head servomotor and potentiometer of conventional printers to achieve a response of 0.25 s for 250 mm—twice as fast as units with print-head servomotors and quieter in operation, too. Wear on the servo sys-



tem is reduced by the use of an optical encoder.

Each of the 24 or 36 channels is programmed by a menu-driven liquid crystal display of two lines—with sixteen digits/line—and a keyboard with 33 pushbuttons. Commonly used functions can be selected by push button.

Delivery time for the LPD12 is five months. It sells for 6,950 DM.

Linseis GmbH, P. O. Box 1404, D-8672 Selb, West Germany.

Phone 49-9287-79022 [Circle 711]

BATTERY-BACKED RAM LASTS UP TO 11 YEARS

The MK48T01/12 static random-access memory from Thomson Semiconducteurs integrates a 1-K-by-8-bit memory, a real-time clock, a crystal, and a lithium-carbon monofluoride battery in a single 24-pin dual in-line package that boasts up to an 11-year lifetime.

Access time for read/write cycles is 120 ns. Predicted worst-case battery life at 55°C is 45 years; or, 11 years at 70°C. The device is compatible with the 24-pin Jedec standard for SRAMs and will fit most erasable programmable read-only memory and electrically erasable PROM sockets. It is available now. Price depends on importing country.

Thomson Semiconducteurs, 45 Avenue de l'Europe, 78140 Vélizy-Villacoublay, France.

Phone 33-1-39-46-97-19 [Circle 712]

TEXAS INSTRUMENTS REPORTS ON
DSP


IN THE ERA OF

MegaChip
TECHNOLOGIES



DSP in the Era of MegaChip Technologies:

Digital signal processors are turning up winners



TI's TMS320 DSPs add high performance at costs low enough to open new worlds of applications — from a high-performance Formula 1 car suspension to an intelligent doll and everything in between.

The results are in. You can add more performance at lower cost designing with the standard in digital signal processors (DSPs), TI's TMS320 family. There are now even more reasons than ever to get the advantages of TI DSP performance in applications wherever realtime number crunching is essential.

©1987 Worlds of Wonder, Inc. All rights reserved

from Texas Instruments in all sorts of places.



and support. But once you see what the TMS320 family can do, you'll want the features TI DSP can give your designs.

"Handling performance is up there next to speed in Formula 1 racing. TI's TMS320 gives us a real advantage — enough to win a Grand Prix." Peter G. Wright, Technical Director, Lotus Engineering

Lotus designed the active suspension in their Camel-Lotus-Honda Formula 1 car to approach the theoretical maximum-control point which gives the best balance between handling and performance. At racing speeds, each wheel is positioned by the TMS320-controlled hydraulics. A single TMS320 chip measures wheel forces and displacements and reads data from a body-mounted inertial platform. Then, in real time, the chip computes wheel position and controls actuators that adjust the suspension components to precise settings.

The TMS320 can also handle closed-loop engine control and more responsive braking systems, as well as many other automotive applications.

"The TMS320 helps us with one of our toughest tasks — designing toys with exciting features at prices that will sell." Dave Small, VP Engineering, Worlds of Wonder, Inc.

Worlds of Wonder is a pioneer in developing interactive toys and now has an innovative new doll named Julie™. Using a single TMS320 chip, Julie's designers are able to give her voice-recognition ability, coupled with synthesized speech and coordinated facial movement.

The TMS320 design expands the applications for affordable consumer products like solid-state answering machines, cellular phones, improved hearing aids, and animated electronic games.

These advantages can make a difference in applications as wide ranging as modems, disk servo controllers, sonar buoys, and voice multiplexers to spectrum analyzers and graphics workstations.

Getting started in DSP design is easier with Texas Instruments training

TI's MegaChip Technologies

Our emphasis on volume manufacturing of high-density CMOS circuits is the catalyst for ongoing advances in how we design, process, and manufacture semiconductors and in how we serve our customers. These are our MegaChip™ Technologies. They are the means by which we can help you and your company get to market faster with better, more competitive products.

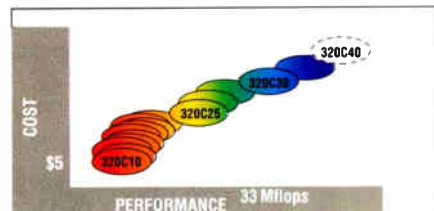
Winning designs come from a family of winners

There are 15 compatible members in the TMS320 family (see the road map below), featuring two new DSPs with on-chip EPROM, the TMS320E15 and the TMS320E17. For applications requiring off-chip memory, there is the new CMOS EPROM, the TMS27C292, with 35-ns speed.

New interface alternatives include the low-cost CMOS TCM29C18/19 Combo Coders with A/D, D/A, and filters all on a single chip.

The high-performance TLC32040 Analog Interface Circuit has 14-bit A/D and D/A and programmable filters.

For higher performance in digital signal processing, you can use building-block products like TI's microcodable ACT88XX 32-bit processor family.




From \$5 to 33 Mflops: With three generations covering 15 products, the TMS320 family offers software compatibility to protect your development investment and provide a smooth path to future applications.

For more information on support for the TMS320 family, please turn the page.



From hands-on training to a "C" compiler, TI has the tools you need to get your designs to market fast.

Whether you're moving into DSP or moving up in DSP, Texas Instruments can help you move your design into production faster. **Hands-on DSP Workshops** using the TMS320 development tools cover all you need to know from architecture to software. Courses are scheduled at TI Regional Technology Centers. **Get Started in DSP with the TMS320 Design Kit**, which contains data sheets, chip samples, and applications notes to make starting easy. **Count on EPROM DSPs** for realtime code development, form-factor emulation, and early production runs, with the option for last-minute changes.



Applications Notes and Textbooks contain literally thousands of pages that are readily available to give you assistance in application concepts and designs. **Optimizing "C" Compiler** reduces your time to market and preserves your software investment. **The Assembler/Linker and Simulator** speed software development for you. **Realtime In-circuit Emulators** allow you to integrate software and hardware and give you a final check.

For more information on the Julie doll from Worlds of Wonder, Inc., call (415) 656-3171.

™ MegaChip is a trademark of Texas Instruments Incorporated. Julie is a trademark of Worlds of Wonder, Inc.



More than 80 Third-party Hardware Suppliers and Consultants are featured in our *TMS320 Family Development Support Reference Guide* and in our DSP newsletter *Details on Signal Processing*. **TMS320 Bulletin Board** is an on-line service that provides you with the latest technical and application information.

The **TMS320 Technical Hotline** is staffed by applications experts and is ready to take your call.

How to get a fast start
For more information on TI's TMS320 DSP family, call 1-800-232-3200, ext. 3508. Or use the coupon below.

Texas Instruments Incorporated
P.O. Box 809066
Dallas, Texas 75380-9066

SPR173EC700C

YES, please send me information on the following TI Digital Signal Processing products and support services:

- | | |
|---|--|
| <input type="checkbox"/> PR01: TMS320 DSP Products | <input type="checkbox"/> PR03: ACT88XX 32-bit Processor |
| <input type="checkbox"/> PR02: Analog Interface Devices | <input type="checkbox"/> PR04: TI Regional Technology Center Workshops |

NAME _____

TITLE _____

COMPANY _____

ADDRESS _____

CITY _____ STATE _____ ZIP _____

AREA CODE _____ TELEPHONE _____ EXT. _____

TEXAS INSTRUMENTS

CMOS LOGIC DIFFERENCE: It is available now.

Samsung's 54/74 AHCT advanced CMOS logic family is available in production quantities now. And you can get samples, free. This means you can design our logic into your product, now. And move into production, now. No waiting.

Design in the Performance You Need

Our 54/74 AHCT advanced high-speed CMOS logic family gives you speeds and drives equivalent to, or better than, ALS, and can be used as direct plug-in replacements for ALS and FAST.[™] In fact, 24mA drive is guaranteed for bus drivers.

54/74 AHCT achieves advanced bipolar performance with wider supply and temperature ranges. In addition, it offers the superior noise immunity, rail-to-rail output voltage swings and the low input currents of CMOS.

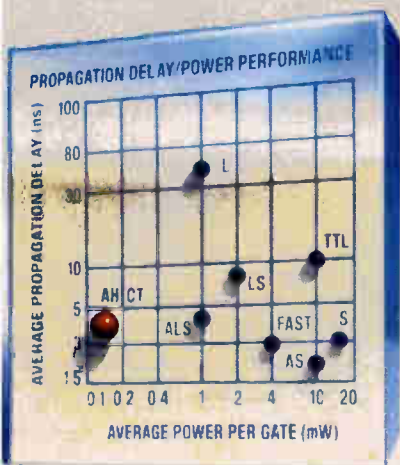
Pin For Pin Replacement

Samsung's AHCT CMOS logic family, with 157 part types, has the most comprehensive selection of standard logic functions, so you can

replace your ALS or FAST with our much lower-power CMOS part, right away.

And our 54/74 AHCT does not have a premium price tag. In fact, it costs the same as ALS. Which means you'll actually save money in your system cost because of lower power requirements and improved reliability.

Circle 61 on reader service card



CMOS LOGIC KS74AHCT Part Types

Gates and Inverters	Flip-Flops	Transceivers/Registered Transceivers	Multiplexers
00 20	73 399*	242* 643	151 253*
01 21	74 534	243* 645	153 257
02 22	76 564	243* 645	157 258
03 27	78 574	245 646	158 352*
04 30	107 670*	640 648	251 353
05 32	109 794*	651* 665*	
08 51*	112 821*		Shift Registers
09 58*	173* 822*		164 299*
10 86	174 823*	Counters	165 595*
11 132*	175 824*	160 190 590*	166 596*
12 133*	273 825*	161 191 591*	194 597*
14* 266	374 826*	162 192 592*	195*
	377*	163 193 593*	
		168 390*	Arithmetic Circuits
Buffers & Line Drivers	Latches	169 393	280* 680*
125* 367	75* 793*	Decoders/Encoders	518* 682*
126* 368	77* 841*	42* 148* 238	519 684*
210 465*	259 842*	138 154* 239	520* 686*
240 466*	373 843*	139 155*	521 688*
241 467*	533 844*	Multivibrators	522* 689*
244 468*	563 845*	121* 123* 423*	679*
365 540	573 846*		
366 541			

*Part Types Available in Q4 - All Other Part Types Available Now

So call Samsung today. Or send us the convenient coupon below. We'll send you free samples, our data book and reliability report.

You'll find out 54/74 AHCT is real. Samsung says so.



SAMSUNG

Semiconductor
CMOS Logic Marketing
3725 N. First Street, San Jose, CA 95134-1708
(408) 434-5400

54/74 AHCT is real.

SAMSUNG SAYS SO.

My 54/74 AHCT application is: _____

Yes, send me two each of the up to three 54/74 AHCT product part types I have listed here. Name: _____

54/74 AHCT _____ (2 ea.) Title: _____

54/74 AHCT _____ (2 ea.) Company: _____

54/74 AHCT _____ (2 ea.) Address: _____

Send me your high-performance CMOS logic data book. City/State/Zip: _____

Send me your 54/74 AHCT reliability report. Telephone: () _____

Have a salesperson call me.

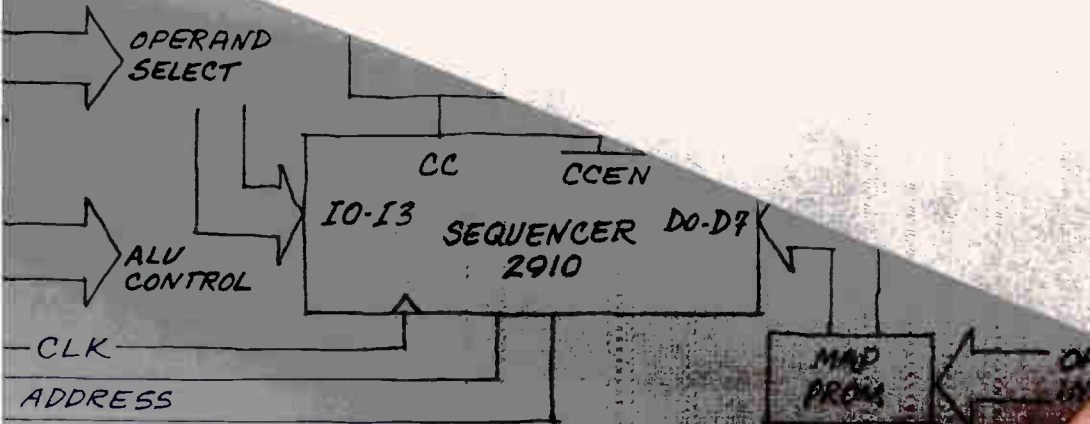
Send coupon to: Samsung Semiconductor, CMOS Logic Marketing, 3725 N. First Street, San Jose, CA 95134-1708.

E 10/15/87

State of Mind.

ALTERA

EPS448



POSSIBLE PARTS LIST

SSI - FAST TTL (8)
PROMS - 27S29 (5)
PIPE - 74F-374 (4)
MUX - 74F-153 (2)
SEQUENCER - 2910 (1)

CONTRACT NO. 89

APPROVALS


Don Williams
Robert G. Baker
Chris Hill

POWER IN MOS ICs.

For years Toshiba has been the power in MOS ICs. Leaders in static RAMs, 1MB DRAMs, ROMs, and gate arrays. The world's largest producer of CMOS! A volume producer of logic, MPU, and custom products. So now who has the experience, the technology and the production capacity to lead the way? The people with the power, the #1 CMOS manufacturer in the world. Toshiba.

TOSHIBA IS MEMORY POWER

1MB Dynamic RAMs



We're the world leader in volume production of 1MB DRAMs! First to market to support your needs! If you are thinking powerful memory, talk with us.

Static RAMs in NMOS and CMOS

We make a really fast 2K x 8 static RAM – 25 ns. And we were first to introduce the 8K x 8 CMOS static RAM. Today we lead the industry in byte wide memory products with the 32K x 8 (256K) CMOS static RAM available in volume.

ROMs in NMOS and CMOS

In CMOS mask ROMs, we are producing 1MB, 2MB and 4MB devices in volume.

EPROMs in NMOS and CMOS

Toshiba was first in the world to introduce the 256K CMOS EPROM. And we can meet all your needs today with the high density 512K and 1MB EPROM, that can accommodate an entire utility program.

OTPs


Toshiba has the broadest line of OTPs in the industry – 64K, 128K, 256K and 512K in DIP or Surface Mount Packaging. Available in volume!



TOSHIBA IS MPU POWER

Toshiba is a world leader in shipments of 8-Bit Single Chip Microcontrollers and 8-Bit Microprocessors. We also offer Peripherals, Speech Products and the powerful new Application Specific Standard Products (ASSPs) – Microprocessors and Peripherals integrated into a single Monolithic Silicon Die. In fact, Toshiba has one of the world's most comprehensive lines of CMOS MPUs.

TOSHIBA IS LOGIC POWER



Toshiba has been making CMOS logic for over 15 years. Toshiba introduced the first high-speed CMOS logic series, and today we are #2 worldwide in CMOS logic production.

Our new 74AC series has typical prop delay times of 3ns and maximum clock frequencies of 150 megahertz. That's 33% faster than the original 74HC series. Toshiba CMOS logic meets applicable JEDEC specs.

TOSHIBA IS ASIC POWER



Toshiba has ample design capability at its design centers, so with our experience, LDS™ software applications staff, you can develop your own advanced 50,000 gate, 0.7ns gate arrays and standard cells. Plus new 1.5μ hard megacell custom chips, which we have been producing for four years now.

More importantly, we have the volume production capability to meet your needs. Toshiba. The power in design, development and production. In memories, MPUs, logic, custom and semicustom. If you're working in MOS, meet the people with the power.

LDS is a trademark of LSI Logic Corporation.

TOSHIBA AMERICA, INC.

MINNESOTA, Electric Component Sales, (612) 933-2594; MISSISSIPPI, Montgomery Marketing, Inc., (205) 830-0498; MISSOURI, D.L.E. Electronics, (316) 744-1229; MONTANA, Components West, (206) 885-5880; NEVADA, Elreppo, Inc., (415) 962-0660; NEBRASKA, D.L.E. Electronics, (316) 744-1229; NEW ENGLAND, Datcom, Inc., (617) 891-4600; NEW HAMPSHIRE, Datcom, Inc., (617) 891-4600; NEW JERSEY, Nexus-Technology, (201) 947-0151; NEW MEXICO, Summit Sales, (602) 998-4850; NEW YORK, Nexus Technology, (201) 947-0151; PI-TRONICS, (315) 455-7346; NORTH CAROLINA/SOUTH CAROLINA, Montgomery Marketing, Inc., (919) 467-6319; NORTH DAKOTA/SOUTH DAKOTA, Electric Component Sales, (612) 933-2594; OHIO, Steffen & Associates, (216) 461-8333; (419) 884-2313; (513) 293-3145; OKLAHOMA, MIL-REP Associates, (214) 644-6731; OREGON, Components West, (503) 684-1671; PENNSYLVANIA, Nexus Technology, (215) 675-9600; STEFFEN & ASSOCIATES, (412) 276-7366; RHODE ISLAND, Datcom, Inc., (617) 891-4600; TENNESSEE, Montgomery Marketing, Inc., (205) 830-0498; TEXAS, MIL-REP Associates, (512) 346-6331, (713) 444-2557, (214) 644-6731; UTAH, Straube Associates Mountain States, Inc., (801) 263-2640; VERMONT, Datcom, Inc., (617) 891-4600; WEST VIRGINIA, Steffen & Associates, (419) 884-2313; WASHINGTON, Components West, (206) 885-5880, (509) 922-2412; WISCONSIN, Carlson Electronics, (414) 476-2790; Electric Component Sales, (612) 933-2594; WYOMING, Straube Associates Mountain States, Inc., (303) 426-0890; CANADA, BRITISH COLUMBIA, Components West, (206) 885-5880; ONTARIO, Electro Source, Inc., (416) 675-4490, (613) 676-1452.

©1987 Toshiba America, Inc.

INSIDE TECHNOLOGY

UNIX: LOOKING BETTER

The position of Unix as a world standard appears all but assured now. It has won the engineering and technical work-station market and looks like a strong candidate to capture a significant portion of high-performance personal computing. The promise of standards is the user's independence from a specific vendor's products—the customer's ability to pick and choose from a variety of applications software and hardware type, size, and cost.

A flurry of standards activities, some of it outside the realm of operating systems, is contributing to the health of Unix. The strongest sphere of support is from the major Western European computer makers (see p. 70), who have embraced it for all but their biggest mainframe systems. The only laggard is Japan, but Unix is making progress there, too (see p. 72).

Unix has clinched the technical work-station market with a whopping 83% share (see table, p. 68), and now it's spreading elsewhere. Growth in the Unix-system markets is expected to outstrip that of other computer environments during the next few years (see chart, below).

But this kind of growth will not occur without more help from the standards bodies. AT&T Co. has a certification process for compliance to its System V standard, but the industry wants control of the standard to rest outside any single company. Now the IEEE has come up with a fledgling draft standard for a programming interface, called Posix.

One of the most exciting developments is the

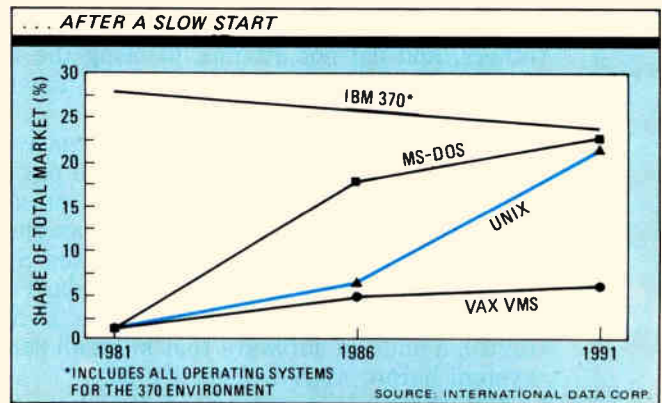
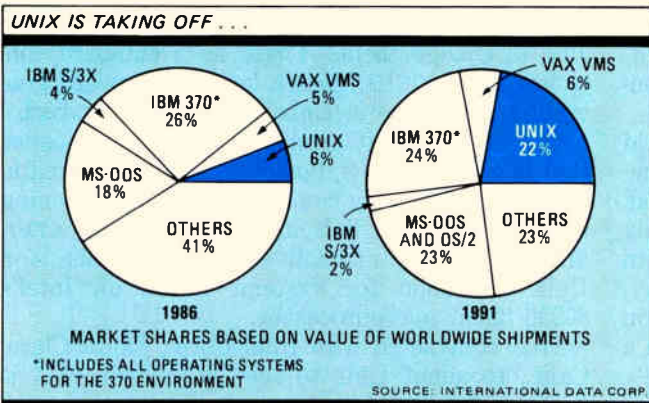
A big European push and agreement on interfaces move it closer to a worldwide standard; work stations have fallen in line and high-performance PCs are next

by Jeremy Young and Tom Manuel

likely emergence of a single Unix version for the Intel 80386 processor. This Unix is expected to give the OS/2 operating system being developed by IBM Corp. and Microsoft Corp. for IBM's PS/2 personal computers a run for its market.

Unix is having a twofold impact on the computer industry: it plays a leading role as a standard operating system for software portability and it acts as a catalyst for the push for open-systems standards worldwide. Unix is a rallying point around which other standards, such as network file systems, windowing user interfaces, and networking computing are being created.

Emerging standards such as the X Windows networked windowing system, Sun's Network File System, AT&T's remote file system, the X/Open standards, and the IEEE's 1003.1 Posix standard, and many of the Open Systems Interconnection communications standards as well, are outgrowths of the striving for open systems that began with Unix. These standards at least



to Interactive Systems Corp. of Santa Monica, Calif., which produced a Unix port called 386/IX. It is System-V.3-compatible, and can run MS-DOS applications.

Now Interactive Systems has a signed contract with Microsoft Corp., Redmond, Wash., to produce what it calls a "merge"—that is, a version of Unix that will run programs written for Microsoft's Xenix (both the 286 and the 386 versions) plus programs written for 386/IX, plus MS-DOS programs. The likely result will be a single, standard, SVID-certified Unix for all 386-based computers, with binary-code compatibility. In other words, programs written for one 386-based system will run on other vendors' 386-based systems without a porting effort and without recompiling. If this happens, it will constitute a small miracle—for the Unix world, anyway—and a major coup for Intel, which has been promoting such unification.

Interactive Systems expects to have the merged version ready in the first quarter of 1988, in time to compete with OS/2, says Heinz Lycklama, senior vice president of technology at the company and a member of the Posix committee. Although the merged 386 Unix will be based on System V, "we have added some Berkeley features to it," Lycklama says. Other Unix ports are available for 386 machines, but vendors of 386-based systems are very likely to migrate to the merged version, says HCR's Tilson. That means the 386-system community should have a unified approach to Unix inside of about one year, he believes. As a result, "the 386 stands to be the highest-volume Unix platform of them all," he says.

Tilson contrasts the 386 Unix situation with that surrounding Motorola Inc.'s 68020 microprocessor. There are many versions of Unix for the 68020; no one has made an effort to pull them together to make a standard. "There's a lot of variety, and no binary compatibility," he says, "which is kind of silly, since they're all running on the same processor."

OS/2, the much-ballyhooed multitasking operating system for 386-based machines, may lose a big piece of market share to Unix. OS/2 is late, and the merged 386 Unix will be on the market as OS/2 arrives toward the middle of 1988.

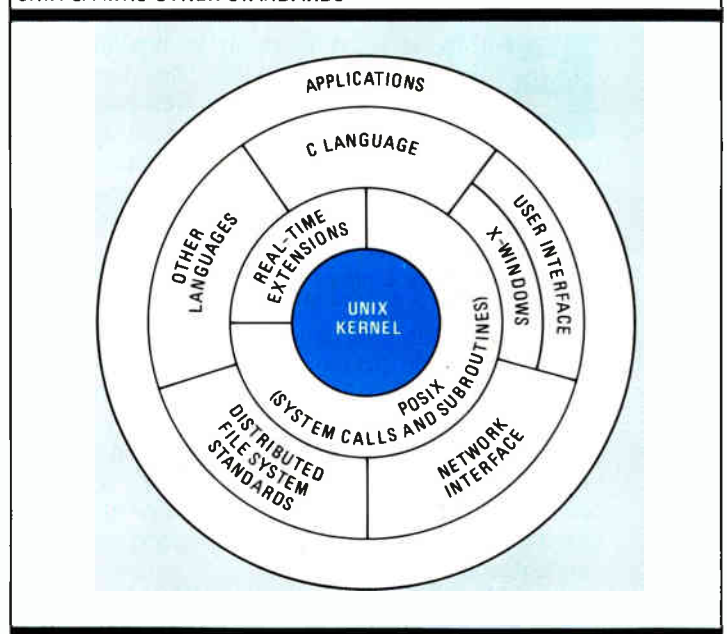
There are already many applications that run under Unix, and applications for OS/2 may be some time coming. Both will run MS-DOS programs, but only Unix offers users the multiuser option. "You could have 10 MS-DOS applications running at once, as well as Unix applications. Something like that has the potential of short-circuiting OS/2," says Tom Greene, research-and-development manager at Apollo Computer Inc., Chelmsford, Mass. OS/2 suffered another blow recently when IBM itself announced plans to offer Unix for its 386-based PS/2 Model 80, to bring it in line with software standards for the technical work station market.

Some feel, however, that OS/2 and Unix could settle into different segments of the market. "Unix is the best solution for multiuser systems," says an executive at Milan-based Olivetti. "There's no competition between MS-DOS and OS/2 on the one hand and Unix on the other because MS-DOS, and probably OS/2, will be standard for single-user PCs and Unix for servers, minicomputer engines, and high-end work stations."

A standard for Unix that applies across many architectures, however, will take more time. "Unix has the potential of becoming a good standard," says Barbara Shelhoss, Apollo Computer's senior product manager for Unix. "The incompatibilities will eventually be worked out. The work the IEEE is doing on developing a vendor-independent standard is very important."

Ultimately, if the industry cannot present the user community with a standard Unix, the users

UNIX SPAWNS OTHER STANDARDS



themselves will choose a standard. And a user-driven trend is emerging, a trend that can be seen in the actions of the Air Force. It recently issued a request for proposals for a huge contract: some 22,000 Unix-based departmental systems worth about \$3 billion.

The Air Force specified that the systems should be SVID-certified, with the provision that the vendor migrate to Posix compatibility when that standard matures sufficiently. Other major users, such as General Motors Corp., have set up similar requirements. All want a standard controlled by an industry body instead of one company, but they also see that Posix is not quite ready yet. □

Additional reporting by Paul Angiolillo, Lawrence Curran, John Gosch, and Jonah McLeod

UNIX: A BIG EUROPEAN PUSH

Europe's computer industry is way out in front of the Americans in embracing Unix, thanks to its push for open systems; almost all major makers offer Unix-based systems

by John Gosch

Europe is wholeheartedly embracing Unix. Moving at a far faster pace than their American counterparts, European computer makers are pushing to establish the operating system that AT&T Bell Laboratories developed 17 years ago as the key component in their drive toward open-system computing.

Almost all the major European computer makers are fielding Unix-based systems, a fact reflected by the surging Unix market. The growth tends to be uneven, since some obstacles still remain to widespread use of Unix in mainframes, personal computers, and real-time systems, among others. Nevertheless, the growth of Unix seems sure to continue (see chart, below), because establishing it as a standard is in the best interests of virtually the entire data-processing community—users, hardware vendors, and software vendors.

Users like Unix as a standard because it promotes portability in software. That means they aren't tied to any particular vendor—they can buy the best hardware for their particular pur-

poses. Software vendors' interests converge neatly with those of users. They can write one version of an application and sell it to anyone with a Unix-based system, instead of adapting each application to a host of different proprietary operating systems.

For hardware vendors, a Unix standard promotes connectivity—it makes it much easier for them to link different machines. What is more important, though, is that promoting software portability and connectivity—in effect, establishing that all hardware is created equal—makes a Unix standard a potent weapon against dominance by IBM Corp.

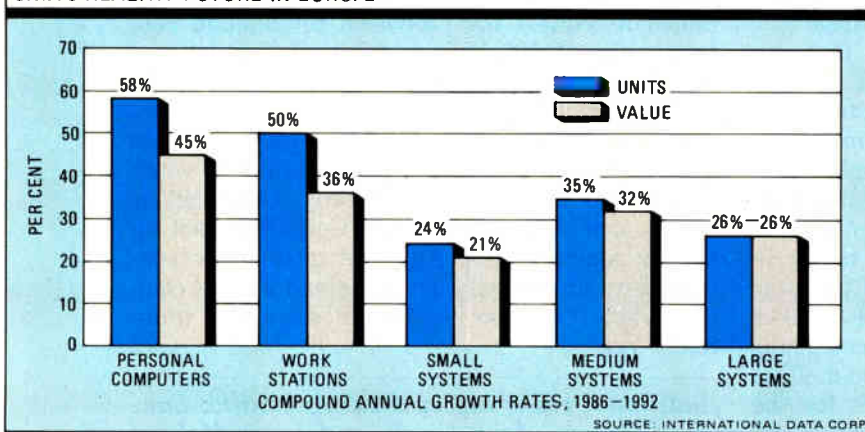
It was largely to combat IBM that European, and some American, hardware vendors originally established the X/Open Group [*Electronics*, July 10, 1986, p. 121], which has since become the X/Open Co. This organization has been working to establish a standard version of Unix, along with several related standards—notably one for a programming interface that is based on the IEEE standard, Posix.

X/Open's efforts have, of course, also served to promote more widespread use of Unix. Combined with the various other factors that are pushing Unix, the results have been phenomenal. "The Unix market virtually exploded last year," says Friedrich Dischinger, a market researcher in the Data Systems Division of Siemens AG in Munich. Analysts at market research firms such as Inteco in London and International Data Corp. in Paris put the number of Unix systems delivered in Western Europe in 1986 at around 50,000—an increase of some 120% over the previous year.

Support for Unix has been greatest in two areas: small- and medium-size multiuser systems with from 4 to 16 terminals, and single-user work stations for engineering applications, including computer-aided design, says Klaus Gewald, executive director in the Data Systems Division of Siemens. In work stations alone, Unix shipments grew by 150%, according to Siemens's market researchers.

Virtually all the computer companies in Western Europe are committed to Unix. Siemens, for example, by mid-1987 had delivered more

UNIX'S HEALTHY FUTURE IN EUROPE



than 16,000 of its MX Series Sinix machines in Europe since the end of 1982, the year it began to offer Sinix, which is the West German company's version of Unix. That number makes the company Europe's leader in the Unix world.

Nixdorf Computer AG is also shaping up as a strong Unix contender. With its Unix-based Targon family of supermicros, superminis, and multicomputer and fault-tolerant systems, the West German company is demonstrating that Unix can be extended into bigger systems. Nixdorf has installed 250 of its Targon models during the past two years, which is just the beginning. "By the end of this year we expect to have 1,000 of them in place," says Hermann Johannes, product marketing manager for the Targon family.

Philips in the Netherlands is on the Unix scene, too. The company has installed about 500 of its Unix-based P9000 family of minicomputers, which are servers or departmental processors. "We expect to do around \$700 million worth of business with the P9000 per year by 1990," says Gerd Bindels, senior managing director of Philips's Telecommunications and Data Systems Division.

SOME OBSTACLES REMAIN

However, Unix has not gained ground everywhere. Relatively few mainframes run Unix because "mainframe operating systems offer much more than Unix can," says John Totman, Unix product manager for ICL plc in Bracknell, UK. In addition, Siemens's Gewalt notes that "AT&T originally devised Unix with minicomputers in mind. It would require big investments to adapt it to large mainframes."

At the other end of the spectrum, Unix has not yet entered the established single-user personal-computer environment, largely because it was developed mainly for multiuser systems. In that market, the MS-DOS operating system predominates. Similarly, the multiuser orientation makes Unix unsuitable for real-time systems. For example, Force Computers GmbH in Ottobrunn, West Germany, which sells board-level computers primarily for real-time applications, supplies Unix only for software development for its target systems.

Other factors are also inhibiting Unix's growth. Gewalt points out that when older operating systems do well on the market, companies are reluctant to push Unix. Also, defining a formal standard is in the hands of several different standards organizations, says Vesa Kousa, a product manager in the Information System Division of Finland's Nokia Group. "These organizations are working so slowly that development is passing them by," he says.

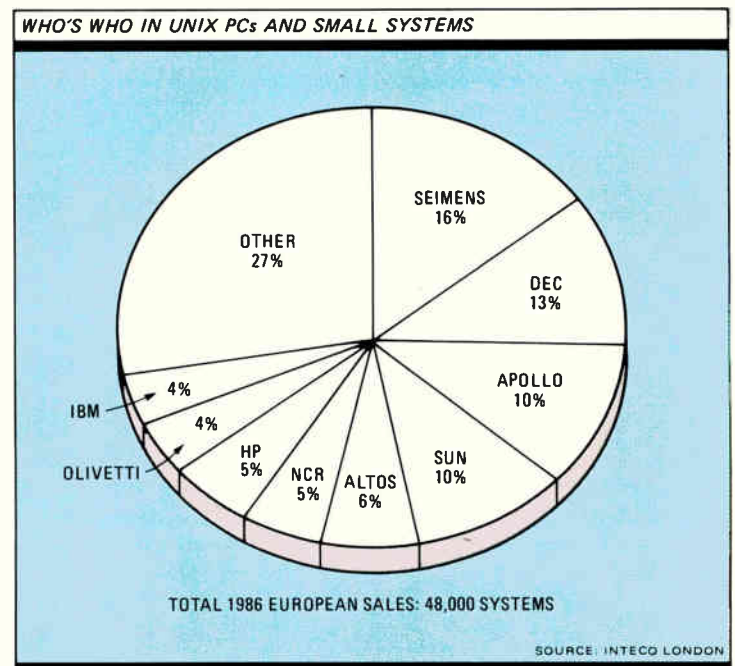
None of these obstacles is insurmountable. Unix is likely to spread further, faster. For one thing, "users are making it known that Unix would suit them best as a standard," says Totman at ICL. Gewalt, at Siemens, agrees. The

reason is that Unix "gives them the freedom to switch to different suppliers and different hardware." It facilitates the portability of applications software, so users can employ programs written by a variety of software producers, including third-party software. These advantages, Gewalt says, are the primary reasons for Unix's success so far.

For a software company, a standard like Unix reduces the cost of research, development, marketing, and support. And as Heinz Diehl, a technical manager at Nixdorf, points out: "It also provides such companies with greater access to new marketing channels and hardware markets."

For a hardware company, says Totman at ICL, a standard such as Unix is required to tie mid-range computers to personal work stations and mainframes. And such connectivity is vital: "In the future, markets will be dominated by the need for departmental computing, which will in turn demand applications portability at the source-code level as well as transparent networking among minis, from minis to personal terminals and desktops, and to mainframes—from MS-DOS through to top-range mainframes," he says.

"ICL sees the adoption of a standard operating-system interface as an integral part of the Open Systems Interconnection concept, where each node in a network should be able to support a standard application, irrespective of the architecture of the hardware in use," Totman says. "This would create a free and open market for applications and lead to a fully integrated market for hardware and software." He adds that Unix is not necessarily the best system technically to create this open environment—but it is available, it does the job, and its use is already widespread.



An alternate source for ASICs? It's a piece of cake.



You designed an ASIC with one vendor's library and system. Now you need an alternate vendor. What do you do?

Introducing Netrans™ universal netlist translator.

Call Gould. Our new Netrans™ service frees you from being locked-in to any single vendor for ASIC solutions.

Just bring us your netlist. No matter whose cell library you used. No matter if you need a gate array or standard cell IC.

We'll use Netrans™, the latest addition to our growing roster of expert-based design aids,

and convert your netlist to Gould format. Then your circuit can be produced under our rigorous SPC-assured quality conditions.

For details, call 1-800-GOULD-10. Or write: ASIC Solutions, Gould Inc., Semiconductor Division, 3800 Homestead Road, Santa Clara, CA 95051. Because Netrans™ is reason to celebrate.

Manufacturer of Gould AMI semiconductors.

Circle 73 on reader service card



GOULD
Electronics

Siemens Components invites you to THE ISDN Seminars



ISDN SOLUTIONS TO THE DESIGN CHALLENGE

The age of the Integrated Services Digital Network is here. And Siemens, a world leader in VLSI component technologies for advanced ISDN applications, cordially invites you to attend one of our two-day seminars on the latest ISDN advances.

Each seminar will feature different speakers, and cover a range of topics including:

- Field Trials
- VLSI solutions for ISDN—basic and primary rate access
- Future ISDN ICs
- Design specific presentations
- Applications presentation and demonstrations on new ISDN evaluation boards
- Software-Level 1 front end drivers, Level 2 LAPD, and Level 3 Call Control (both generic and switch specific)
- ISDN testers

Siemens Seminars...

Where and When for ISDN

Boston, MA	-	October 26 & 27
Los Angeles, CA	-	November 3 & 4
Chicago, IL	-	November 10 & 11

For additional information on the seminar of your choice and for hotel details call the number below.

Registration Fee of \$125 per person also includes comprehensive literature packet (copies of presentation, technical product information, and more); continental breakfasts, luncheons, and dinner with keynote speaker. Seating is limited, so don't delay!

**Register today for the
Siemens ISDN seminar nearest you:
CALL 1-800-227-1817 Ext.96**

CHIPS & TECHNOLOGIES PLUGS INTO IBM'S MICRO CHANNEL

When IBM announced its PS/2 series of personal computers earlier this year, PC-clone makers as well as their chip suppliers were quick to say they didn't expect to encounter any significant problems in coming up with their own versions of the PS families or the chips that made that possible. But they made that claim before they took a good look at the Micro Channel, IBM's new expansion bus for PS/2 models 50, 60, and 80. On the face of it, Micro Channel seems to be totally incompatible with the IBM PC and PC/AT buses.

That didn't daunt Chips & Technologies Inc., the young upstart supplier of about 80% of the chips that have allowed clone manufacturers to take away big shares of the PC markets from IBM Corp. Now the San Jose, Calif., company is going to try to repeat history with the PS/2. This month, Chips & Technologies (see p. 77) will introduce the first in a family of Micro Channel adapter circuits that it calls the MicroChips family.

To begin with, Chips & Technologies will offer these first three chips to equipment makers supplying adapter and accelerator boards and cards. But early next year, the company will use these chips along with additional members of the MicroChips family to build versions of the PS/2 models 50, 60, and 80 motherboards that it will sell to clone makers.

The MicroChips family initially will include generic and function-specific chips that will interface with the PS/2's asynchronous bus. With these chips, adapter- and accelerator-board manufacturers will be able to supply products that add features and capabilities not incorporated in the IBM computers, ranging all the way from additional memory and input/output channels to accelerator boards that boost performance. Each of these requires a different level of Micro Channel support.

Initially there will be three standard versions of MicroChips: the 82C611 (see fig. 1), the 82C612, and the 82C613, all fabricated in 1.5- μ m double-metal CMOS. The 82C611 is aimed at the memory, I/O, and multi-function adapter-card markets, says Raj Jaswa, senior product marketing engineer at Chips & Technologies. It is designed to support up to four I/O relocations and one memory relocation. Aimed at use on peripheral-con-


The PC-clone chip maker's three interface chips will enable adapter-card makers to add features to IBM's PS/2; an expanded chip set will make PS/2 clones possible

by Bernard C. Cole

trol adapter cards for the PS/2, the 82C612 can support two I/O relocations and one memory relocation. Both parts will be available in sample quantities in late October and in production quantities in November. Available in the first quarter of 1988, the 82C613 is aimed at coprocessor and high-performance adapters. It will support up to two I/O relocations and one memory relocation.

Along with the standard versions, there will be application-specific MicroChips customized for very high-volume applications. For example, scheduled for introduction later in the year is the 82C574, a custom MicroChip that complements Chips & Technologies' new 82C570 single-chip implementation of IBM's 3270 terminal protocol.

On the face of it, the Micro Channel architecture represents a radical departure from the basic PC and PC/AT. The most significant departure is the fact that bus transfers on the Micro Channel are asynchronous, versus the synchronous scheme used in the PC, XT, and AT designs. "For us, this is less of a problem than most other chip manufacturers targeting the PC market, since very early in



1. SPACE SAVER. Chips & Technologies' 82C611, designed to interface with the Micro Channel in the new IBM Personal System/2, replaces 10 separate chips on this adapter card.

And even with a number of competitors getting into the market—Faraday Electronics, LSI Logic,

CAMPBELL. His first rule for playing against IBM: do what you do best, not what it does best.

the Amdahl or the IBM mainframes. —B. C. C.

Our advanced plastics support helps you eliminate “almost,” “not quite,” and “close enough.”

High performance thermoplastics from Dow increase the precision of molded parts for media storage systems and help eliminate tolerance compromises—so your products are in the right shape for today's automated production and assembly operations.

Our MAGNUM* ABS, CALIBRE* polycarbonate and STYRON* polystyrene resins prove the point. With options for high heat distortion temperatures, UV and dimensional stability, transparency, plus overall toughness, these products offer a continuum of performance for the design of close-tolerance injection molded parts.

Integrating our science with your challenges in electronics doesn't end with plastics. We also have advanced polymers, packaging materials and process chemistry; commercialized, tested, and in use today.

We'd like the opportunity to support you. For information about our engineering thermoplastics, or our other advanced products for electronics, call or write: The Dow Chemical Company, Dept. CEP, P.O. Box 1206, Midland, MI 48641-9940. 1-800-258-2436, Extension: CEP.

*Advancing The Science
of Electronics*



*Trademark of The Dow Chemical Company

TECHNOLOGY OUTLOOK

THE DRIVING FORCE: THE INSATIABLE DEMAND FOR INFORMATION

On almost every technology front, the driving force behind new developments is the ever-rising demand for information. Huge amounts of data and information, larger than anyone ever dreamed of a generation ago, have to move faster and faster through processors and networks, then end up having to be stored. To accomplish this titanic task, semiconductor technology is moving ever faster toward speedier, more powerful processors and denser, more complex logic chips to manipulate this information. Memories must keep expanding in capacity to store this information, as well as to reduce the time that it takes to access it. Architectures are getting restructured to speed the execution of instructions to process it. And networks are quickly expanding and getting smarter so users everywhere can share this information.

The engineers and designers behind this revolution need information, too—and they are profiting from the advances in information technology. They sit at powerful work stations with high-resolution graphics, quickly designing and laying out complex chips and multilayer printed-circuit boards. They can mix or match vast libraries of proven functional block designs. Sophisticated computer-aided-design tools offer advice and guidance, so users can simulate designs in real time before they're implemented, then move them into production faster because prototypes usually work the first time. High-performance instruments acquire and manipulate test data, while monitoring production for any signs of trouble. Meanwhile, at the factory, information links the production line, the front office, and the customer.

For now, it's hard to see any slowdown coming in the demand for more information; it's also hard to foresee a slowdown in the rate of technology change.

Contents

COMPUTERS/84
SOFTWARE/87
SEMICONDUCTORS/95
MICROPROCESSORS/100
CAD/CAE/101
TEST & MEASUREMENT/111
CONSUMER/113
TELECOMMUNICATIONS/121
DATA COMMUNICATIONS/126
PACKAGING/133
CHIP PROCESSING/134
FACTORY AUTOMATION/140

Corp., the Littleton, Mass., manufacturer of minisupercomputers for the server tier. "As a consequence, the instruction set of a processor will fade as an issue," says Thinking Machines' Hillis. "Today, the first thing people ask about a processor is [what is] the instruction set; it will become the last thing they ask."

One example of network computing is Apollo's Open Dialogue network-management and user-interface software, which allows user interfaces to be developed and adapted to personal-computer and workstation platforms from major vendors. "Work stations from those vendors now encompass the Unix, VMS, and MS/DOS operating systems," Apollo's Nelson says. "Open Dialogue allows a user to construct an application that runs across all of them at once and on only one of them at another time. So we're evolving a concept of an application that is a dynamic animal that can be spread across different machines and operating systems."

Alliant's Mundie points out that seamless integration is coming between personal computers and the server-level machines. For example, Sun and Apollo work stations and PCs now plug into an Ethernet, and the files of all of them can reside on an Alliant system that is driving a graphics output in a PC window. "We've never had that tight a coupling before," he says. Mundie says that a good prototype for the interconnected three-tiered system exists at the National Center for Supercomputer Applications at the University of Illinois at Champaign-Urbana. That installa-

tion, called the advanced-visualization facility, links various work stations at the lowest level with an Alliant FX/8 server system, several graphics and image coprocessors and film recorders in the middle, and a Cray X-MP/48 supercomputer at the top tier.

"An important area needing improvement is the way graphics data is visualized on the screen," says Stellar's Poduska. This is an area that his company is addressing, although he will not tip his hand as to how. "We need to render surfaces better on the screen so that engineers can see, for example, the edge of a turbine blade and how it might be flawed by high temperatures, so that they can build a better blade. It takes a lot of computing power, input/output capacity, and strong graphics capability to show the engineer what the data means—which is what computing is all about."

There will be two main developments in high-performance graphics in the coming year or two, predicts Louis Doctor, president of Raster Technologies Inc. in Westford, Mass. "The fastest systems will get faster, and cheap systems cheaper—but the fast ones won't necessarily get cheaper," he says. "For roughly the same amount of money, there will be dramatic improvements in high-performance 3-d graphics—by at least a power of 10 and probably more like 100 in horsepower. . . Today's systems are nowhere near fast enough to interact with the complex models needed for today's simulations and analysis." —Tom Manuel
Additional reporting by Larry Curran and Paul Angiolillo

SOFTWARE

A BATTLE OVER OPERATING SYSTEMS

The world of software technology usually moves slowly, improving functionality here, reliability there, taking one small step at a time along the paths of long-term trends. But next year, at least one set of events is certain to stir up action in the software community. Two operating-system environments are set to arrive that cut loose the minicomputer power of the Intel 80386 microprocessor: OS/2 from Microsoft Corp. and IBM Corp., and a standard version of Unix. A battle for market share is likely to ensue, involving not only OS/2 and Unix, but also their associated windowing systems, the Presentation Manager and X-Windows.

On another front, recent trends in computer architecture toward both parallel and reduced-instruction-set computers depend heavily on developments in languages and compiler technology to make good their

Coming Soon

- OS/2, IBM's long-awaited operating system tailored to Intel's 80386 32-bit chip
- Compiler systems that bring many high-level languages to a new computer—quickly

high-performance promise. Advances in the ability of compilers to optimize the performance of application programs will be seen next year.

The 386 microprocessor from Intel Corp., Santa Clara, Calif., holds out big performance promises that are not yet being realized. Current 386-based personal computers are running applications written for the MS-DOS environment, essentially acting as fast 8086 processors. But MS-DOS only allows 640 Kbytes of address space for each program; the

386 is awaiting far more ambitious applications under OS/2 and Unix that can make use of its 4-gigabyte logical address space.

OS/2 is late and getting later. Originally slated for delivery at the beginning of 1988, it is now estimated to arrive toward the middle of the year. But Microsoft and IBM can't afford to hold up OS/2 for long, because a standard Unix System V for the 386 is due

The ACL Computer Age.

The future belongs to computers and peripherals built with RCA Advanced CMOS Logic (ACL).

The pressure is on to make your systems smaller, faster, cheaper.

Some of your competitors are doing just that by incorporating ACL into their new designs. If you want to stay on the fast track, you can't afford not to consider ACL for your new designs.

The computer of the future.

Imagine a computer with power dissipation so low you could eliminate all cooling systems. Or design a sealed system to prevent dust problems.

And get dramatically improved reliability, thanks to the far lower heat generated. As well as far smaller system size.

You'd also be able to use it in a far wider operating temperature range (-55°C to +125°C). Even in high-noise environments.

FAST* speed, CMOS benefits.

Advanced CMOS Logic gives you high speed (less than 3ns propagation delay with our AC00 NAND gate) and 24 mA output drive current.

But unlike FAST, it gives you a whole new world of design opportunity for computers, peripherals, telecommunications and other speed-intensive applications.

ACL dissipates less than 1/8 Watt while switching, compared to 1/2 Watt for a FAST IC (octal transceiver operating at 5 MHz). And quiescent power savings are even more dramatic: ACL idles at a small fraction of the power of a FAST IC.

*FAST is a trademark of Fairchild Semiconductor Corp.

In Europe, call: Brussels, (2) 246-21-11; Paris, (1) 39-46-57-99; London, 0276-685911; Milano, (2) 82-291; Munich, (89) 63813-0.

In addition, ACL offers balanced propagation delay, superior input characteristics, improved output source current, low ground bounce and a wider operating supply voltage range.

Latch-up and ESD protection, too.

Latch-up concern is virtually eliminated, because ACL uses a thin epitaxial layer which effectively shorts the parasitic PNP transistor responsible for SCR latch-up.

And a dual diode input/output circuit provides ESD protection in excess of 2KV.

A broad and growing product line.

Our line already includes 75 of the most popular types. By year-end, we'll have 126 types (20 SSI, 100 MSI, and 6 LSI) in both AC and ACT (TTL-compatible) versions.

All this at FAST prices.

Our ACL line is priced comparably to FAST. So you get better performance at no extra cost. Why wait, when your competition is very likely designing its first generation of ACL products right now?

Get into the passing lane, with RCA ACL from the CMOS leader: GE Solid State. Free test evaluation kits are available for qualified users. Kits must be requested on your company letterhead. Write: GE Solid State, Box 2900, Somerville, NJ 08876.

For more information, call toll-free 800-443-7364, extension 24. Or contact your local GE Solid State sales office or distributor.



GE Solid State

GE/RCA/Intersil Semiconductors

These three leading brands are now one leading-edge company. Together, we have the resources — and the commitment — to help you conquer new worlds.

**Advanced CAD tools,
developed by AT&T
Bell Laboratories,
accurately predict
"real-life" ASIC
performance.**

Sure, you want on-time delivery. Obviously, you want a competitive price. And with an AT&T ASIC, you're assured of both.

But the real bottom line is silicon assurance.

Will your chip work right the first time? Under "real-life" operating conditions? So you don't have to go back to square one?

Absolutely.

Weeding out the flaws.

AT&T's advanced CAD system provides design audits and simulation tools that can precisely pinpoint performance problems early in the design stage.

And because this system is fully integrated, with a common data base, there is no manual transfer of information.

It's also a closed-loop system, so that new design parameters can be double-checked against earlier design work at any stage of the game.

How complex do you want it?

Complexity is AT&T's stock in trade. Our capabilities go all the way to 25,000 + gates,

1.25 micron double-level metal, and a 1.0 ns gate delay at high system speeds.

Another AT&T advantage: Our library includes more than 400 pre-characterized standard cells, along with macro cell compilers for memory blocks and other complex functions.

1,000 ASICs behind us.

With more than 1,000 successful chips to our name, we've learned how to help you meet your marketing window—on budget.

We're also one of the top ten IC manufacturers—with six plants worldwide—and the world's largest producer of standard-cell ASICs.

Come in at any stage.

Start your design at the front end, or just come in for the finishing touches. Either way, we have the people, resources, training assistance, and commitment to help you every step of the way.

Is AT&T ready, right now, to help you build a foolproof standard-cell solution? The answer, predictably, is yes.

For more information, mail the coupon or phone AT&T at 1 800 372-2447.

In Europe, call AT&T Microelectronics in Munich at 089/95970.

In Canada, call collect at 215 266-2975. © 1987 AT&T

AT&T, Dept. LT, 555 Union Blvd., Allentown, PA 18103

EL 10/15/87

In Europe: AT&T Microelectronics GmbH, Freischützstrasse 92,
8000 Munich 81, West Germany

Please send me complete information on AT&T's standard-cell ASIC capabilities.

Name _____

Title _____

Company _____

Address _____

City _____ State _____ Zip _____

Telephone (_____) _____



AT&T

The right choice.

pattern-recognition algorithm, the processor is designed to recognize vocabularies that include digits, along with many typical word-processing commands.

Other significant efforts include a compiled chip set for specialized graphics computations from General Electric Co.'s Corporate Research and Development Center in Schenectady, N. Y.; a cosine transform processor from MIT's Lincoln Laboratory in Lexington, Mass.; a pipeline-sorting chip from NTT in Tokyo; and a character string-search processor from NEC Corp., also in Tokyo. All are still in the R&D stage.

In addition, a variety of specialized processors should start to emerge into the marketplace during the coming year. Among the semiconductor makers currently investigating such offerings are AMD, Intel, LSI Logic, National Semiconductor, Texas Instruments, and VLSI Technology. If algorithm-specific devices are still in the toddler stage, RISC microprocessors are maturing into scrappy adolescence. According to Lyle Pittroff, director of strategic development for processor products at AMD in Santa Clara, Calif., a battle royal over RISC is building up in the 32-bit marketplace that will erupt in earnest during the coming year. The opposing forces will be set in motion by the introduction of RISC architectures from a number of semiconductor houses, including AMD, with its Am29000, Intel Corp., and Motorola Inc. A wild card is

the possibility of a second Clipper chip, which may be introduced by the Clipper's new owners, Intergraph Corp., should that company follow the intentions of Clipper's original developers, Fairchild Semiconductor, to keep the chip evolving.

With the addition of these new RISC chips, the 32-bit marketplace will begin to segment itself into a low-to-medium performance range and a high-performance range, with the dividing line at about 8 to 10 million instructions per second, says Paul Chu, manager of product planning at AMD. RISC machines will dominate in applications where performance, rather than compatibility with existing software, is key, he says. Below the dividing line, traditional complex-instruction-set computers based on Intel's 386, National's 32000, and Motorola's 68000, will continue to dominate, he predicts.

However, says Chu, the CISC machines of tomorrow will in many respects bear more relationship to their RISC competitors than to their earlier CISC predecessors. "In order to squeeze as much performance out of their designs as possible, the new CISC machines will incorporate features, such as on-chip cache, that are traditionally associated with RISC machines," he says. "However, in the most important areas, such as instruction complexity and the number of machine cycles to execute an instruction, there will continue to be a wide gulf."

—Bernard C. Cole

CAD/CAE

NEW TOOLS WILL BREAK DESIGN BOTTLENECKS

As pervasive as it is becoming, computer-aided design and engineering is still hobbled by several problems. But help is on the way, and a growing number of solutions will become available in products next year. Design tools that are emerging are smarter, able to handle analog as well as digital signals, and can help speed up the development of test programs.

New tools will be able to tell designers how to improve a design before it gets implemented in silicon or on a printed-circuit board. Some design tools are beginning to take advantage of artificial intelligence—they predict die size and power consumption; others automatically reduce the amount of logic in a circuit at the schematic entry stage of design. Expert systems will also critique a schematic and netlist, telling the designer where the circuit can be improved.

Coming Soon

- Interactive adviser tools that will help to optimize designs before implementation
- Analog and mixed-signal simulators to break a major bottleneck in system design
- On-chip circuits for testing all of the nodes on complex application-specific ICs
- New tools that eliminate the need for or speed up exhaustive fault simulation

New simulators for analog circuits and mixed-signal simulators that test both analog and digital circuits will become more common and more capable. They will help break one bottleneck in total system design: analog-circuit simulation. The new analog simulators will provide the reliability and accuracy lacking in the Spice simulator, the public-domain package that by default has become virtually a standard for analog design. And they will enable higher-level behavioral models of analog circuits just as there already are for digital. This is especially critical now because of the plethora of new designs containing analog circuits. Similarly, the new mixed-signal simulators will handle the designs that combine analog and digital circuitry.

CAE tools are also coming that should help break another serious bottleneck in the overall design process: the difficulty in producing test programs as

improve their overall designs. The Design Adviser [*Electronics*, June 25, 1987, p. 31], an expert system from NCR Corp. of Ft. Collins, Colo., provides specific counsel on improving performance, testability, and manufacturing yield.

Next year, designers can expect to see competitive packages and enhancements for the current capability. "Designers can expect to have software to suggest better ways to simulate their circuit," says Robin L. Steele, NCR's senior principal engineer for the product. "For example, certain state machines should be simulated on both edges of a clock to determine if problems are created when the clock shifts phases."

The industry can also expect tools to provide advice on better implementation of circuit function. But the job of the tool suppliers will be difficult, because the kind of expert system needed to advise on how to make a better circuit function faces the problem of understanding what a circuit is supposed to do, working only from the information it can derive from a netlist. "For example, software can be written that can analyze a circuit and recognize a bank of flip-flops and NAND gates and deduce from this that it has come upon a counter," says Steele. "But what kind of counter is it—a ripple counter, an up/down counter?"

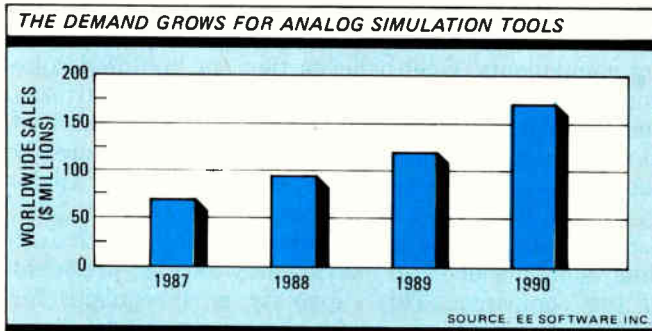
NEW SOFTWARE IS NEEDED

The software can't make this kind of decision by examining connectivity and circuit components. "New heuristics need to be developed to help make this determination," Steele says. "We could ask the designer to explain to the software what kind of counter it is, but we're trying to minimize the amount of work the designer must perform to achieve the analysis. The other side of this problem, of course, is that if you ask the designer, he may be mistaken, so it is best for the tool to extract the information itself."

Projects are under way at NCR to develop expert systems that can help devise a heuristic procedure for partitioning a design in preplanning a layout. One such project at NCR may be combined with the Design Adviser, according to Daniel Ellsworth, NCR's manager of advanced development strategy. "With each new generation of tools and process technology there is a limit where the state of the art in tools breaks down, and a large design has to be broken down into smaller units that the tools can handle," Ellsworth says. "That is when a tool to improve partitioning becomes important."

Performance evaluation and improvement is another aspect of the design process needing expert help. Already available is the capability of making speed and area tradeoffs for buffering and excessive fan-out. This capability draws on a technique called logic-chain analysis and local transformation, in which the tool analyzes a collection of logic circuits—a logic chain—and suggests changes to them—a local transformation—that improve their design. For example, it might tell the designer a gate in the design might need higher output current drivers to provide a better signal level to the gates it drives.

Tools to perform logic minimization are available from companies such as Optimal Solutions Inc., the



General Electric Co. spinoff in Research Triangle Park, N. C., and VLSI Technologies. Future generations of tools, however, will be more extensive in their capability. They will probably resemble the intelligent compiler introduced by Silicon Compiler Systems Corp. of San Jose, Calif. [*Electronics*, April 30, 1987, p. 54]. "While logic-minimization tools attempt to optimize a design for one of two variables (speed and area), an intelligent tool will optimize a design for functional, performance, and physical-layout constraints set by the designer," says Philip Kaufman, chairman and chief executive officer at SCSC.

While tool suppliers have been raising the intelligence of tools to perform digital design, they have not built equally powerful tools—especially analog simulators—for mixed analog and digital circuit design. By 1990, 39% of semicustom designs will have analog functions, according to Cindy Thames at the Technology Research Group. Moreover, the analog simulation market is no small niche either. The total analog simulation market for 1987 will be about \$65 million, with projected growth to \$80 million in 1988, \$120 million in 1989, \$170 million in 1990, and \$210 million in 1991, says Kevin Walsh, vice president of marketing at Electrical Engineering Software, a San Jose, Calif., company that offers an analog simulator. Furthermore, he says that only 10% of CAE work stations are currently using analog design tools.

"The product everyone in this market is waiting for is a true mixed-signal analog and digital simulator," says Walsh. Most tools for mixed circuits actually use dual simulators. For example, Viewlogic Systems Inc. of Marlboro, Mass., uses its own 28-state logic simulator, Viewsim, to perform digital simulation, and uses the PSpice analog simulator from MicroSim Corp. of Laguna Hills, Calif., to simulate analog components. The two tools work concurrently. Sierra Semiconductor Corp. of San Jose, Calif., was heralded as having the first behavioral simulator to allow both analog and digital functions on an IC to be simulated together [*Electronics*, October 16, 1986, p. 60].

"The problem with mixed-signal simulation is that it combines a logic simulator with a Spice simulator," says Prabhu Goel, president and chief executive officer of Gateway Design Automation Corp. of Westford, Mass. "Spice is too slow to perform significant mixed-mode simulation." The limited mixed-mode simulation today cannot handle components more complex than digital-to-analog converter, analog-to-digital converters, operational amplifiers, comparators, and

If you're talking top-quality, easy-access speech reproduction, remember that the most sound solutions start at OKI.

Talk it over with your project team. When you agree your system needs both *higher quality* sound and *simpler application*, start talking to OKI.

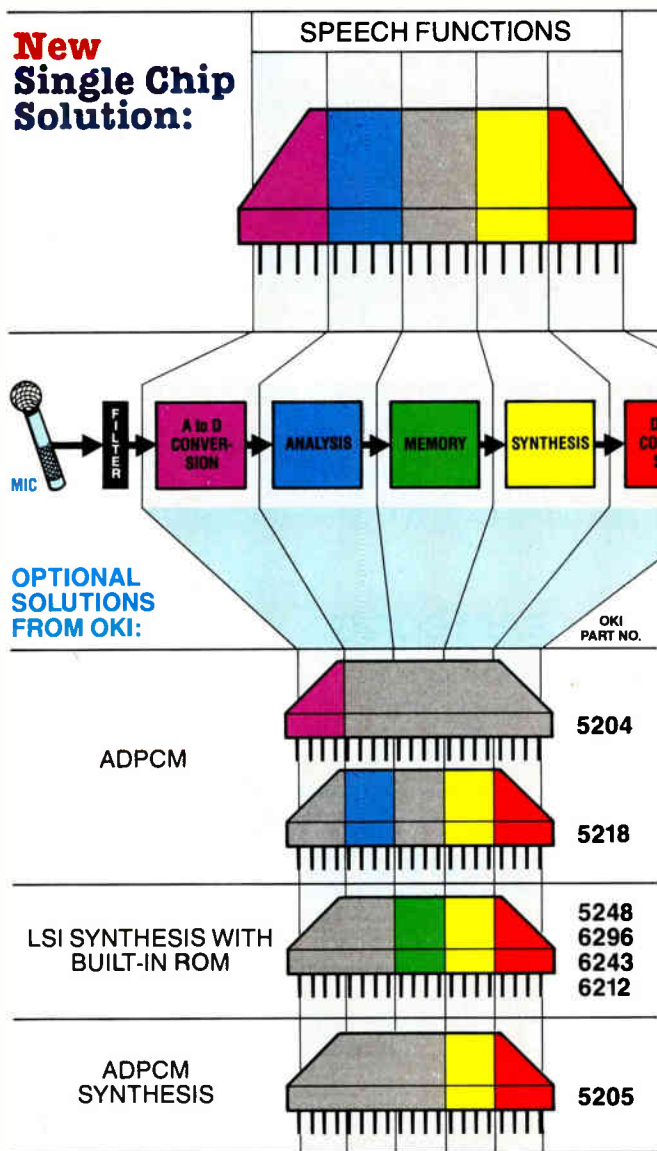
World leader in speech technology and solutions, OKI supports your project with the most sound experience today. Over 1000 designs in the past two years alone. Satisfying widely diversified applications with unique options drawn from a still-expanding product line: a family

of synthesizers and converters. And now, the *first* all-in-one ADPCM speech processor, the OKI 6258, which integrates your critical functions on a single VLSI chip.

To demonstrate its superb ADPCM sound quality and ease-of-use, OKI now offers you the 6258 DEMO KIT. It's ready-to-go and specially priced now. For a realtime OKI ADPCM speech demonstration, call:

800-336-8304 outside California;
800-521-4887 in California

New Single Chip Solution:



OKI's VLSI ADPCM Speech Processor 6258.

Highly integrated ADPCM chip, adaptable for two memory-storage options: either SRAM for battery power, or DRAM for extended speech time—up to 16 minutes using OKI's high-density SIMM modules.

ADPCM development tools too!

Whether you opt for the do-everything ADPCM 6258 processor, or select other solutions from our versatile speech product line, OKI has *all* the technical assistance and development tools you'll need in place. To simplify and support your implementation, we can provide a complete prototyping system for editing, SAS-1 Memory Processor. And for playback demonstrations, the SAS-2 with built-in amplifier allows audio review of your programming.

SPECIAL OFFER: Send for OKI's 6258 Demo Kit.

- () Please send _____ OKI 6258 Speech Processor Demo Kit(s), complete with 6258 Demo Board (SRAM version), Microphone and 3" Speaker. Price per Kit is \$285.00, plus \$5.00 for shipping/handling: \$290.00 Kit/total, sales tax included. Offer limited to 3 Kits per customer. Check or money order for \$ _____ enclosed. (Sorry, no company purchase orders please)
- () Send technical data on OKI Speech Product Line.

Name/Title _____
Company _____
Address _____
City _____ State _____ Zip _____
Tel: (_____) _____

Return to: Customer Service, OKI Semiconductor
650 N. Mary Avenue, Sunnyvale, CA 94086. (408) 720-1900.
Offer limited to 3 Kits per customer and expires November 30, 1987. Available only for U.S.A. and Canada shipment. Please allow 4-6 weeks for shipment.

OKI

SEMICONDUCTOR

TEST & MEASUREMENT

THE DIGITAL TAKEOVER PICKS UP SPEED

In test and measuring equipment, changes aren't as sweeping as those shaping semiconductors and computers. But the factors that affect instruments are numerous and complex, and the results, although taking longer to arrive, are no less dramatic.

Changing technology is one key force, most notably in the inexorable shift to digital instruments. Changing test requirements are another crucial factor, one affecting every application area. In fields ranging from research, design, and development to manufacturing, engineers are turning to computer-automated testing and to automated measurements so they can handle the voluminous data being generated.

There is a growing demand in almost all testing segments for greater functionality, ease of use, and increased modularity. This move is feeding a drive for standardization, at least in buses, as the capabilities of test and measurement equipment diversify: more and more functionality is being added, and at the same time ATE gear is becoming more narrowly focused, growing more application-specific.

If there is one word that touches all test bases, it is "digital." All the classical measuring instruments—oscilloscopes, multimeters, signal sources—went digital long ago. Analog instruments still dominate in sheer numbers, offer the best performance in most measuring categories, and carry lower price tags, but that will soon change. Galin Wampeter, president of Prime Data, a market-research firm in San Jose, Calif., says that sales of digital scopes, for example, are growing at a 22% rate, compared with only 2% for analog and 10% for instruments in general. By 1991, digital scopes will hold the larger share of the market for the first time (see chart). Digital performance is gaining, too. The analog scope is holding at 1-GHz best bandwidth; the digital version has hit 20 GHz, and keeps climbing.

The shift to digital is caught up in the movement toward computer-aided engineering and manufacturing.

Coming Soon

- A lot more digital instruments, including oscilloscopes with bandwidths better than 20 GHz
- Tools that can test chips and boards, as well as systems that link engineering to manufacturing
- Computer-aided testers that can find faults in designs, components, or processes

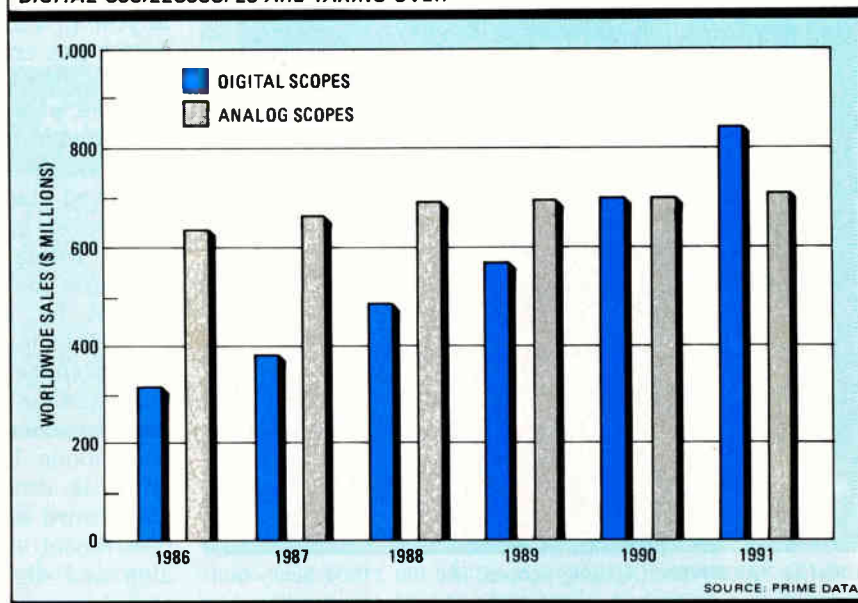
Engineers working on CAE systems need to simulate and verify their designs. For that purpose, digital instrumentation is a natural. Reduced to essentials, CAE designs are little more than logic 1s and 0s—fodder for equipment like the new Tektronix DAS 9200 digital analysis system or Hewlett-Packard Co.'s 16500A logic analysis system. Both of these can tackle chips, boards, or systems, and both can close the design loop, linking engineering and manufacturing.

The net benefit of such digital instrumentation is productivity. Design time gets shorter. The first design works—at least, that's the

goal—so chips and boards get to manufacturing sooner. With CAE-to-ATE links, products get tested better and faster. Better-quality products reach the market faster and cost less.

The push to digital is related to the equally strong drive for computer-aided testing, a subset of computer-integrated manufacturing. "Manufacturing is the hottest test area today, with the greatest needs and the biggest shifts," says Frank Hermance, general manager for laboratory instruments at Tektronix Inc. in Beaverton, Ore. And that's particularly true in the U.S., says John Battin, president and chief operating officer of

DIGITAL OSCILLOSCOPES ARE TAKING OVER



Custom performance, QuickChip™ turnaround.

Imagine.

The performance, speed and reliability of Tektronix bipolar ICs. Plus technical expertise in analog design second to none. Together they cut a direct path to market without cutting quality for your new products.

That's Tek's QuickCustom™ approach.

It begins with a family of seven QuickChip arrays to start the design process. Within weeks you have analog or analog/digital ASIC's in hand that meet your requirements.

Tek delivers the training, graphic layout and simulation tools, plus access to an experienced Tektronix IC Design Engineer. You get the performance you need at QuickCustom prices.

**So call (800) 835-9433
ext. 100.**

Get your hands on the semi-custom, analog and analog/digital IC development resources you'll need. Full custom ICs are also available.

WHAT ARE QUICKCHIPS?

Analog QuickChip family:

- 150—524 NPN Transistors
- f_T typical to 6.5 GHz at 15V or 2.5 GHz at 65V.

Analog/Digital QuickChips:

- Gate propagation delay: 400 ps
- Digital function library

Tektronix®
COMMITTED TO EXCELLENCE

Circle 115 on reader service card

NUMBER 138

DIGITALIZATION EXPANDS IN LATIN AMERICA.

In keeping with the ultimate goal of a global ISDN, telecom authorities in Latin America are stepping up their digital network programs.

Telecomunicações Brasileiras S.A. recently awarded NEC do Brasil S.A. a giant order for state-of-the-art digital equipment. It includes NEAX61 digital switching systems (360,000 lines), 5GHz 140M-bit digital microwave communication equipment (1,800 sets), fiber optic communication equipment (200 sets) and PCM transmission equipment (1,300 sets). Most of the systems are to be produced locally with delivery starting this year.

Meanwhile, Empresa Nacional de Telecomunicaciones, Argentina has awarded PECOM-NEC S.A. a contract for NEAX61 digital switches (300,000 lines) and PCM transmission equipment to be installed in the metropolitan and northern areas of Argentina. Local production is scheduled to begin soon. In 1982 NEC constructed a 320-km fiber optic digital telephone system, interconnecting 6 tandem exchanges and 60 telephone offices in the metropolitan area.

NEC is also contributing to the 5-year telecom digitalization project by Compañía Anónima Nacional Teléfonos de Venezuela by supplying NEAX61 digital switches to 97 exchanges in Maracaibo, Puerto La Cruz, and other important areas. For interconnection of these exchanges NEC will supply a 200-km fiber optic communication system.

As one of the world's leading suppliers of digital exchanges, microwave and fiber optic systems, NEC is helping to further the digital revolution throughout the world.

NEW CCD CAMERA STOPS ACTION ELECTRONICALLY.

The trend in color cameras for broadcast use is irrevocably "solid-state". CCD cameras are more compact, dependable and durable than tube types and have no comet tails and burn-in when shooting extremely bright objects.

On top of these inherent benefits, NEC's new SP-3A CCD Color Camera has an exclusive feature—the electronic shutter for fast action. As conventional cameras capture images at a shutter speed equivalent to 1/60th of a second, fast-moving objects are blurred in slow or



still playback on VTR. To remedy this problem, our SP-3A stops the action electronically at 1/60th to 1/2000th of a second, offering precise, clear-cut images.

The SP-3A uses 3 new CCD chips that are anti-smear and -blooming—two for the green channel and one for the combined red/blue channel. This dual green system provides much higher resolution and sensitivity than the conventionally-structured RGB system.

The new CCD camera displays widespread versatility. Besides standalone use it forms an efficient shoot/record system with integral Betacam, MII or 8mm-format

VTRs. Options are available for multi-core or triax remote control.

Users' acceptance of this versatile new camera has been remarkable. NBC, a major U.S. TV network, recently sealed a five-year contract to purchase the SP-3A for electronic news gathering.

A PAL version of NEC's CCD color camera offering broadcast quality will also be released.

WORLD'S FASTEST ECL GATE ARRAYS.

The performance of high-speed silicon logic LSIs is rapidly accelerating. NEC's new ECL-4 gate arrays are the swiftest in the world with a 100ps basic gate delay or 220ps fully loaded.

Combining unprecedented speed and flexibility, the ECL-4 family includes the μ PB6312 with 1,200 gates (400 Full-adders) and the μ PB6303 with 600 gates (200 Full-adders). Both offer 100K or 10KH interface options and ample I/O up to 108 pins.

NEC's ECL-4 gate arrays are available in a choice of 72- or 132-pin PGA packages, and operate in ordinary forced-air-cooling environments since sophisticated heat sinks are standard.

NEC offers 61 internal macros and 33 I/O blocks plus complete CAD tools. The ECL-4 family should hasten the development of speed-oriented computers, graphic terminals, LSI testers and telecom equipment.

NEC

TELECOMMUNICATIONS

SATISFYING THE NEED FOR MORE BANDWIDTH

The telecommunications industry is working toward the advent of the integrated services digital network, the plan to replace the world's analog telephone network with an all-digital net. But until that day arrives—in five years or so—the task is to meet consumer demands for ever more bandwidth. In the coming year, phone companies in the U.S. will be largely relying on the fast-growing T1 and T3 services to meet that goal.

The 1.536-Mbits/s T1 communications link is increasingly popular, especially now that its cost is competitive with the 64-Kbit/s T0 link. Next year industry analysts expect a run on T3, which operates at 44.746 Mbits/s and can therefore provide more voice- and data-communications links. Telephone companies are expected to spend \$600 million on T1 and T3 installation by 1990, up from \$150 million this year, according to Probe Research Inc. in Morristown, N.J.

"Phone companies sweeten the deal [for T3] by charging these large corporate customers a rate on the order of five times the normal T1 rate, but the customer is getting over 30 times the communications

Coming Soon

- Broadband ISDN that will provide business and home users a host of new services
- Bandwidth requirements that will force vast amounts of re-wiring with fiber-optic cable

capability," says Philip Arst, president of Communications Strategies Inc. in Cupertino, Calif. There is also a market for the 6.144-Mbit/s T2 service, which "is four times faster than the T1 link and better suited for the high volume of data being transferred," says Richard LeCour of NTX Communications Corp. in Sunnyvale, Calif.

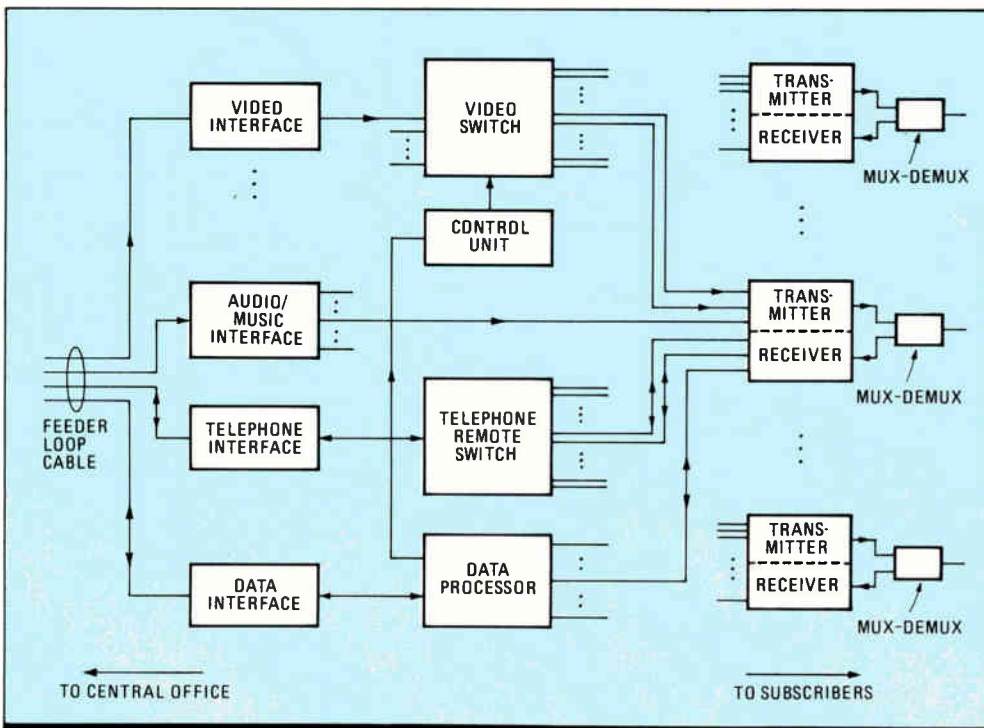
These markets are being stimulated by a welter of new products, notably multiplexing gear, such as the Integrated Network Digital Ex-

change from Network Equipment Technologies Inc. of Redwood City, Calif. "The user with the right multiplexing equipment can get 24 voice-grade lines from one T1 circuit," says analyst Michael De Santis of the brokerage house Alex. Brown & Sons in Baltimore. Another gambit is voice-compression techniques, whereby a single T1 line "can carry up to 90 voice channels," he says.

All of this bandwidth consumption is a foretaste of the day when every business and household will have broadband ISDN, which will run at least 150 Mbits/s, compared with the 64-Kbit/s of narrowband ISDN. B-


ISDN will give business users access to teleconferencing, large data bases, computer-aided-design and other computer files on demand, and so on. The lure for home users will be video on demand—the ability to request a video product from a library of materials—and other home services, such as interactive videotex and home-security systems.

A major stumbling block is the expense of re-wiring subscribers with fiber-optic cable. John Holt, engineering manager for fiber-optics systems at Pacific Bell in San Francisco, reckons that the cost must be cut to no more than \$3,000 to \$4,000 per customer, compared with an estimated \$16,000 today. —Jonah McLeod



BIG BAND. Video-on-demand equipment will need a lot of bandwidth, requiring extensive fiber-optic cabling.

Our new overlay spec means significantly greater profits for you.




Micralign 600 series projection mask aligners have always had the industry's highest throughput. Now that we've significantly improved their machine-to-machine overlay specification they may well help you shatter all previous records for yield and profitable production.

The new—and guaranteed—specification is $0.30\mu\text{m}$. This degree of overlay precision makes it possible to consider projection alignment for critical photo levels that you might previously

have had to assign to your stepper fab line. It's a smart approach. And, you would be hard put to find a more practical—or effective—application of mix-and-match lithography...or a production strategy that offers you an easier way to advance your efforts all the way to the bottom line.

Isn't it time you started shattering some old production records and setting a few new ones? Give us a call and let us demonstrate how. Contact: Perkin-Elmer,

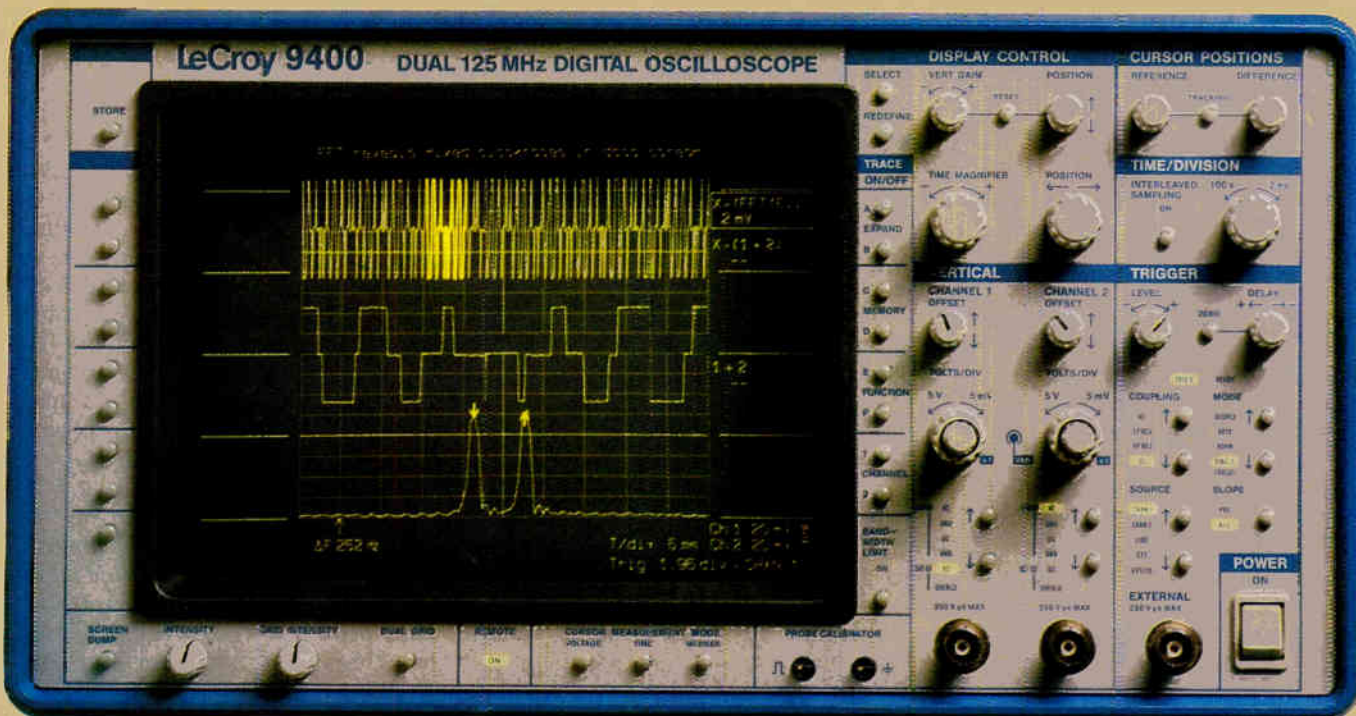


Semiconductor Equipment Group, 761 Main Avenue, Norwalk, CT 06859-0212.

One Source. Every critical step of the way.

PERKIN-ELMER

The OSCILLOSCOPE that Outperforms All Others



LeCroy's 9400 offers you 32K long memories, sampling rates of 100 Ms/s for transients and 5 Gs/s for repetitive signals, as well as extensive signal processing such as averaging, integration, differentiation, smoothing and FFT. All this with high bandwidth, 8-bit resolution, up to $\pm 1\%$ DC accuracy and mass storage and remote control software operating over GPIB on IBM® PCs.

In the Lab and in the Field

Unequaled precision, processing power and memory make the LeCroy 9400 the ideal laboratory oscilloscope. Now you can fit the scope with our new mass storage facility (right) and enjoy all these features in the field.

By Showing You the Full Picture

Our long 32K memories let you record waveforms with much higher fidelity than any other digital oscilloscope. Up to 32 times higher resolution and 100 times expansion show you the finest details in your signal. We show you more, and even when signal speed is unknown, or trigger timing is uncertain, we let you get it right the first time.

In Signal Processing


The LeCroy 9400 is the only scope that includes powerful FFT spectrum analysis. Its FFT capability features sampling rates as high as 5 Gs/s and transform sizes as large as 25,000 points. We also give you uniquely versatile signal processing in both time and frequency domains, including averaging up to 10^6 , smoothing, arithmetic, differentiation and integration. All this without the need for any external computing.

... And You Know How to Use it

Our familiar front panel means that your time spent learning to operate the 9400 is minimal. With its analog feel, high-speed processing and large, crisp display you'll enjoy using the LeCroy 9400 right from the start.

Free!

To receive your free literature package simply circle the reader service card, or call us today for a demonstration.



New! Portable mass storage system including LeCroy software and an IBM lap-top computer with 720 kbyte storage on floppy disks. On a PC-AT the same software provides total remote control of up to fifteen 9400s.

700 Chestnut Ridge Road
Chestnut Ridge, NY 10977-6499
Tel. (914) 578-6097

LeCroy

Innovators in Instrumentation

Circle 125 For Demonstration

Circle 168 For Information

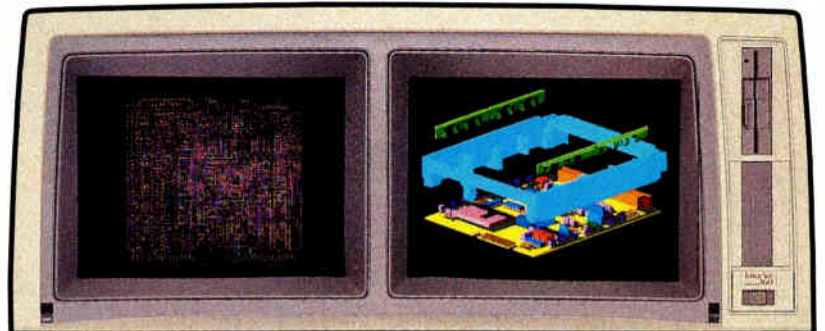
World Radio History

1 > 6

It could take six different systems to do the engineering, layout,



1... Schematic Design with Analog Analysis 2... Schematic Design with Digital Analysis



3... PCB Layout with Manufacturing Interfaces 4... Mechanical Packaging

and manufacturing tasks


that the
Intergraph
PCB



5... Document Design 6... Project Management

system does ...

And they
wouldn't do it
half as well. Why
settle for a niche
solution?




Think...

INTERGRAPH

For more information or a demonstration, call 1-800-826-3515 (toll free) or
(205) 772-2700. In Europe, call (31) 2503-66333.

Circle 129 on reader service card



CCD Processing. No Waiting.

If you're designing Charge Coupled Devices (CCD's), for visible imagers or infrared applications, now's the time to make Orbit Semiconductor part of the process. Orbit supports surface- or buried-channel devices, 2 or 3 levels of polysilicon.

Orbit's staff technologists work in tandem with your design team to develop custom CMOS processes tailored to the density and complexity of your device. The result: high yields on die sizes of 1.5cm x 1.5cm achieved through a process which is as unique as your design. And, even though the large silicon area and high density of CCD's require longer processing, Orbit's manufacturing time may be as little as 20 working days.

With Orbit Semiconductor, you get the advantage of custom processing. Plus a semiconductor foundry that operates

strictly as a service, thereby guaranteeing its customers of a second source which is non-competing. Plus Orbit's guaranteed on-time delivery.

It all adds up to the best way to save time and money on CCD manufacturing. To find out more, contact Technical Marketing. Orbit Semiconductor. 1230 Bordeaux Drive. Sunnyvale, CA 94089. TWX 910-339-9307, FAX (408) 747-1263. Or call (800) 331-4617, in California (800) 647-0222, (408) 744-1800.



A subsidiary of Orbit Instrument Corporation.

What others promise, we guarantee.

REGIONAL REPRESENTATIVES: Long Island and North New Jersey (516)360-0940, (201)335-0680 - Northeastern U.S. (301)256-9500, (612)854-7551, (609)428-6060, (617)894-4550 - Western U.S. (714)253-4426, (619)741-0496, (602)996-0625, (602)293-1220, (505)888-0800, (303)530-4520 - Northern California (408)473-1890.

INTERNATIONAL REPRESENTATIVES: U.K. and Europe Phone 44-296-61138, Tlx 838785 TOBY G Fax 44-295-68130 - Scandinavian Countries Phone 46-8-7836640, Tlx 12483 ACTAB S, Fax 46-8-653190 - Israel Phone 972-52-551313, Tlx 342541 CANER IL, Fax 972-52-543890 - Australia Phone 61-8-2235802, Tlx AA89141 UNIVAD, Fax 61-8-2240464.

World Radio History

Circle 131 on reader service card

PACKAGING

TRYING TO KEEP UP WITH FAST-MOVING CHIPS

The chip makers' race toward million-gate densities, 500 input/output pins, and 100-MHz performance is driving the packaging industry to new performance heights. The drive to pack more parts and greater performance onto a chip makes it harder than ever for packagers to solve the interrelated problems of size, reliability, and cost. These problems are being addressed with three major packaging thrusts.

Multichip packages are easing the board-space quandary that sometimes results in packaging taking up to 10 times the space of the die itself. At the same time, such packages boost performance and simplify board design. Meanwhile, new printed-circuit-board materials are solving the cross-talk and noise problems that are poised to overwhelm conventional materials. Finally, the emergence of molded-plastic pin-grid arrays is cutting cost-per-pin in half compared with the price of their ceramic counterparts.

At least six major projects are under way using multichip packages that bond several dice to a silicon substrate, connect them with lithographic techniques, and enclose everything in a single package that might be as small as 3 in. square. Multichip packages squeeze dazzling functionality into a smaller space by eliminating the packaging walls between chips. Package-size reductions will approach 5:1 and weight reductions 4:1, industry watchers say. The technology holds significant promise in other areas as well. Since lithographic techniques mean that five 1-mil-wide interconnects can be squeezed into a space now allotted to the narrowest pc-board trace, the number of board layers can be reduced. That, in turn, will cut design time in half. And because fewer solder joints will be subject to thermal stress, reliability will jump by a factor of five.

But not before some problems are overcome. While failures related to thermal stress will be greatly reduced, multichip packages have a built-in reliability problem of their own. Statistically, packaging 50 devices with 99% reliability each can result in package reliability as low as 50%. The solution is using tape-

Coming Soon

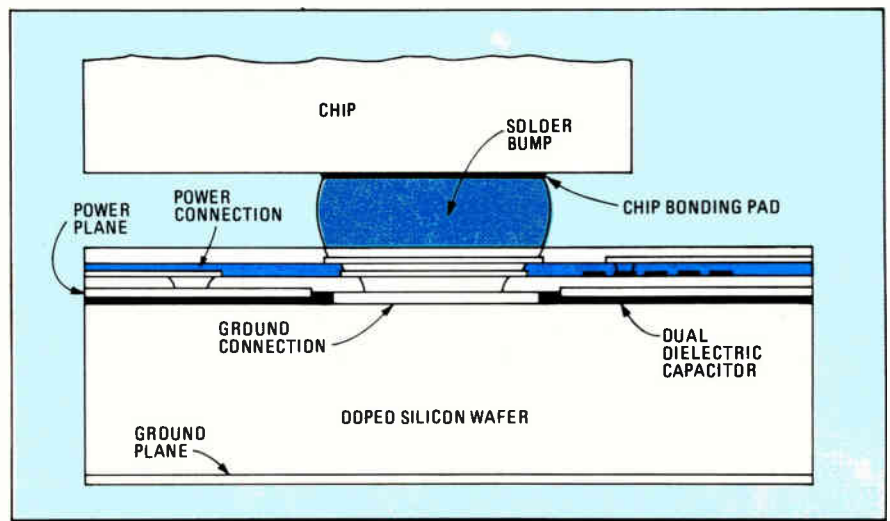
- Multichip packages promise 5-to-1 space savings while delivering higher performance
- Teflon-based boards, immune to noise and cross talk, will handle superchip speeds

automated bonding to test the dice before inclusion in the package, says Robert Wright, manager of Interconnection Technology for Rockwell International Corp. at Cedar Rapids, Iowa. In TAB, bare dice are bonded on tape with leads for testing. Once they pass, all but a nub of the lead is sheared off—just enough is left to bond the die to the silicon substrate.

A prototype being developed at Rensselaer Polytechnic Institute in Troy, N.Y., is squeezing 11 LSI

chips into a shirt-pocket-size package to make a minisupercomputer capable of running at 125 million instructions/s, says John McDonald, a professor in the Electrical, Computer, and Systems Department. The 3.4-by-3.4-cm package is populated with dice fabricated by Tektronix Inc., Beaverton, Ore., in its advanced 1- μ m polysilicon-emitter process. The prototypes are expected to be ready in mid-1988, but commercialization is "not a technology question," says McDonald, "but a matter of dollars and clean rooms—making the technology economical."

Already beyond the prototype stage is AT&T Bell Laboratories' three-chip package implementing Western Electric's WE32100 32-bit microprocessor and its companion memory-management unit and math accelerator [*Electronics*, May 28, 1987, p. 47]. The 1.3-by-3-in. package will enter the market in early 1988. By shortening interconnections, the package eliminates



3 IN 1. Bell Labs integrates three chips—a microprocessor, math accelerator, and memory management unit—into a single package by bonding each circuit directly to a silicon substrate.

ing the alternatives, and they are far from unanimous in making a final choice, industry analysts say. A favorite candidate of many observers is direct-write electron-beam lithography, which entered the limelight via the Department of Defense's Very High Speed Integrated Circuit program.

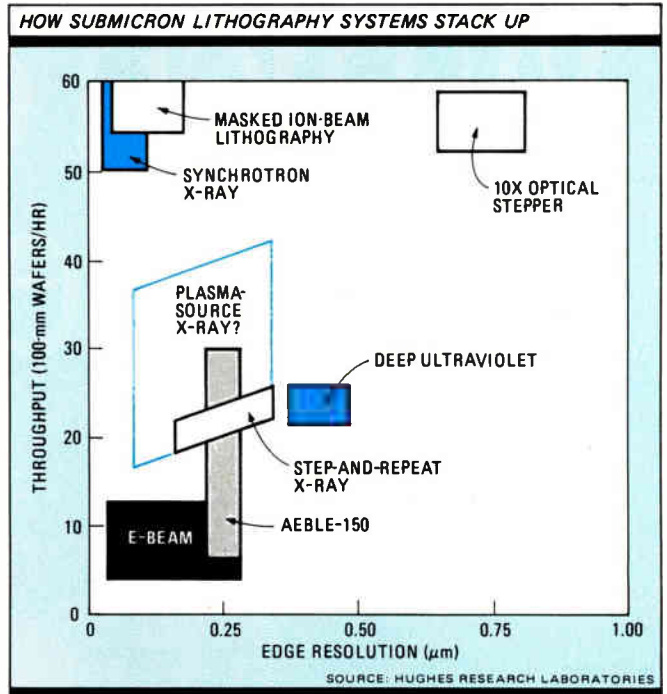
But early performance troubles with Perkin-Elmer Corp.'s Aeble 150, built for VHSIC Phase 2 production, has contributed to doubts about e-beam's commercial potential. So far, direct-write e-beam has been used mostly for small-run gallium arsenide designs, where the precision advantage of the technology suits it for gates with dimensions down to $0.25\ \mu\text{m}$. E-beam's main debit is low throughput, with resulting yield and cost problems. Despite the claims that Aeble 150-type e-beams can produce up to 30 four-in. wafers an hour—a figure competitive with optical steppers—in practice the rates have been less than 10 wafers, most sources agree.

This is not a handicap with application-specific ICs, however, which generally are produced in low volumes and with fast turnaround times. Proponents are trumpeting e-beams as the next equipment of choice for ASICs, which could be the majority semiconductor type by the 1990s. But skepticism still abounds. Richard C. Henderson, manager of the Silicon IC Dept. at GMHE/Hughes Aircraft Co.'s Research Laboratories, is doubtful about upping yields and lowering costs. The problem could be solved by teaming an e-beam equipment supplier with a heavyweight device manufacturer, "but no U. S. company is making the effort," he says. His Malibu, Calif., lab, a major center of research into semiconductor processing, developed the e-beam design that became the Aeble 150.

E-BEAMS FOR ASICs?

Surprisingly, this downbeat assessment is echoed by a major e-beam supplier, Japan's JEOL, whose \$3.5 million model 683 is a principal competitor of the similarly priced Aeble 150. "We see no e-beam sales to ASIC production," says Michael Hassel Shearer, product manager for e-beam and ion-beam lithography at JEOL's U. S. operation in Peabody, Mass. He predicts that the technology will stay largely confined to specialty production, primarily GaAs, unless a clear economic advantage emerges. This has not occurred even in Japan, where JEOL alone has installed some 25 e-beam units. Industry consultant Jerry D. Hutcheson concurs, and can spot "no dramatic new push occurring in e-beam." President of VLSI Research Inc. in San Jose, Calif., he downplays throughput as the main barrier. "The real killer is price," he says. "Only the military or the largest ASIC manufacturer can afford e-beam."

Market consultant Dataquest Inc., also in San Jose, takes a similarly restrained view, but analyst Joseph Grenier thinks the throughput issue "might be a crossable barrier if a very high-throughput machine is developed." Beyond that is another hurdle, he says, "which is psychological—the reluctance to change." Grenier and others believe that IBM Corp.—which has been operating some 40 e-beam machines for years, primarily for fast-turnaround prototyping—could pro-



vide impetus to the technology. "They have vast direct-write experience and incredible capacity in the area, but have not chosen to share it," says Grenier.

The only e-beam/ASIC program of consequence has surfaced at European Silicon Structures, which is using an Aeble 150, but few details have been revealed. Perkin-Elmer's Charles Biechler, vice president and general manager of the Electron Beam Technical Division in Hayward, Calif., says the European concern finds an economic advantage in manufacturing 10-level CMOS devices. "We believe strongly that when this success becomes more visible to competitors, they are going to have no choice but to emulate it," he says.

If not e-beam, then what other semiconductor line-making technologies have solid possibilities to take over at $0.5\ \mu\text{m}$? X-ray lithography's chances, strong a few years ago, have declined sharply, particularly at leading U. S. research-and-design organizations, although strong efforts continue in Europe and Japan. TI's Chatterjee believes that at $0.5\text{-}\mu\text{m}$ and maybe down to $0.4\text{-}\mu\text{m}$, "the use of excimer-laser lithography is going to be adequate." At Hughes Research Laboratories, John L. Bartelt says masked ion-beam lithography, invented at Hughes in 1974, offers better submicron resolution and higher throughput capability. He cites recent innovations in mask technology, ion optics, mask/wafer alignment, and step-and-repeat stages, which have resulted in a prototype system that demonstrates throughput of up to 60 four-in. wafers per hour with $0.1\text{-}\mu\text{m}$ alignment and $0.1\text{-}\mu\text{m}$ resolution. "Masked ion-beam lithography is suitable for any of the process technologies, from $0.5\ \mu\text{m}$ down to $0.25\ \mu\text{m}$," says Bartelt, manager of the Ion Physics Department. Hughes does not build semiconductor equipment for the commercial marketplace, but is considering a licensing agreement. —Larry Waller

Which core mate keep their cool in



Copper-Clad Invar

High density surface mounting of leadless ceramic chip carriers has created new thermal and mechanical problems for those working on high reliability electronic projects.

More and more companies are addressing these problems by incorporating metal cores as thermal mounting platforms in their printed circuit board assemblies. The choice of metal laminate comes down to two: Copper-Clad Molybdenum or Copper-Clad Invar. Both do an equally good job of solving the problem of the coefficient of thermal expansion

(CTE) mismatch between chip carrier and substrate. But, that's where the similarity ends.

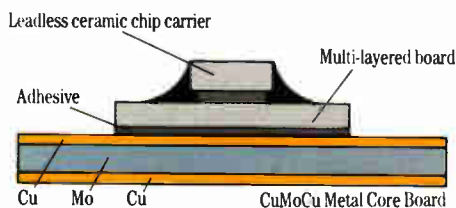

Dissipating the heat.

Higher packaging densities create higher watt densities. Dissipating this heat can be as critical as matching the CTE of an assembly. The thermal conductivity of Copper-Clad Molybdenum is comparable to aluminum and much

higher than Copper-Clad Invar, making it a superior heat sink. Compared to Copper-Clad Invar, Copper-Clad Molybdenum is

25% more conductive in the x and y axis, and 900% more conductive in the z axis!

Comparison of Thermal Conductivity (BTU/hr-ft²°F)



Material helps LCCC's in heated situations?

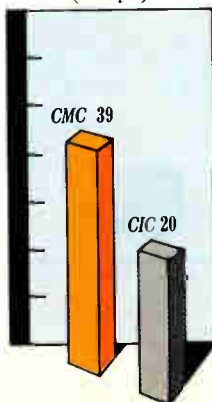


Copper-Clad Molybdenum

Providing mechanical rigidity.

Solder joint failures also can be caused by vibration, shock, and flexure. Copper-Clad Molybdenum has a much higher modulus of elasticity than Copper-Clad Invar. A core of Copper-Clad Molybdenum provides maximum rigidity to the chip carrier assembly.

Comparison of Modulus of Elasticity ($\times 10^6$ psi)



Copper-Moly-Copper
(13% Cu-74% Mo-13% Cu)*

Copper-Invar-Copper
(20% Cu-60% Invar-20% Cu)*

Saving weight and space.

Since it is substantially stiffer and a better thermal conductor than Copper-Clad Invar, a Copper-Clad Molybdenum core can be thinner and lighter. That makes it possible to reduce the overall assembly's weight and size.

Lowering magnetic susceptibility.

For some applications, magnetic susceptibility is a design consideration. Molybdenum is only slightly paramagnetic (4×10^{-6} emu/g), whereas, Invar is a ferromagnetic material (100+ emu/g).

*The necessity for equivalent CTE's is the criterion for comparison.

Contact us today.

For more information about Copper Clad Molybdenum, contact AMAX Specialty Metals Corporation at:

21801 Tungsten Road
Cleveland, Ohio 44117
(216) 692-3990

96, rue de la Victoire
75009 Paris, France
33-1-42-81-91-05

Akasaka Twin Tower
Main Building
17-22 Akasaka, 2-chome
Minato-ku
Tokyo, Japan 107
81-3-582-9311



AMAX SPECIALTY METALS
AMAX
Minerals+Energy

Circle 137 on reader service card

BARBADOS: STATE OF THE ART IN OFF-SHORE ELECTRONICS

The microchip proves you can pack a lot of power into a tiny space—if you have the right design.

Barbados has the right design for your off-shore electronics manufacturing facility.

We have an educated, skilled and



productive work force (both blue and white collar).

Our government is pro-business and stable. We offer excellent duty and tax concessions.

Our business infrastructure is already well in place and ready to work for you.

The Barbados Industrial Development Corporation is also ready to work for you. We'll sit down with you personally and discuss your business, analyze your needs and demonstrate why locating a facility in Barbados can increase your profits.

Don't short-circuit opportunity. For more information call or write our North American office.


BARBADOS INDUSTRIAL DEVELOPMENT CORPORATION

800 Second Avenue, New York, N.Y. 10017
tel: (212) 867-6420

Circle 138 on reader service card

US Patents 4,078,714 / 4,081,575 / 4,133,291
European Patent 1,921

3S-Wick® de solder braid



FREE 5 feet sample

vacuumized

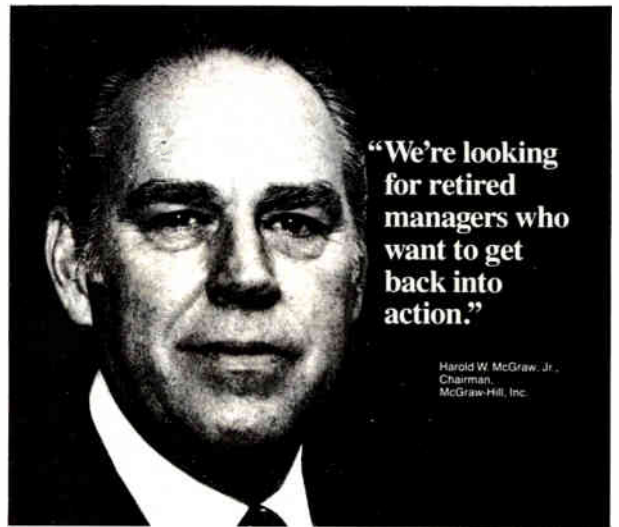
**The best Wick
at the best price**

DISTRIBUTORS & IMPORTERS
NEEDED WORLDWIDE
Distributors welcomed

**USA
SAT**
A Spirig-Company

Solder Absorbing Technology Inc.
144 Oakland Street
Springfield, MA 01108

Telephone: (413) 788-6191
Toll free: 1 (800) 628-8862
Telecopier: (413) 788-0490



**"We're looking
for retired
managers who
want to get
back into
action."**

Harold W. McGraw, Jr.,
Chairman,
McGraw-Hill, Inc.

I'm a volunteer supporter of the International Executive Service Corps, a not-for-profit organization with a vital mission.

We send retired U.S. managers overseas to help businesses in developing countries, which often respond by increasing their imports of U.S. goods. In fact, developing countries consume about 40 percent of U.S. exports.

As an IESC volunteer, you would not get a salary. But you would get expenses for you and your spouse, plus a world of personal satisfaction.

IESC leads the field in this kind of work. We've done over 9,000 projects in 81 countries. We could have a project that's just right for you.

For more information, send this coupon to: Harold W. McGraw, Jr., Chairman, McGraw-Hill, Inc., P.O. Box 10005, Stamford, CT 06904-2005.

Dear Mr. McGraw: Tell me more about becoming an IESC volunteer. I am a recently retired manager or technician—or am about to retire—from a U.S. company. I'm free to accept an overseas assignment. I understand that volunteers receive expenses for themselves and their spouses, but no salary.

Name _____
Address _____
City _____ State _____ Zip _____



International Executive Service Corps

It's not just doing good. It's doing good business.

138 Circle 171 on reader service card

Electronics/October 15, 1987



SIL-ACE™

This astounding new RTV silicone sealant can be tack free in 3 minutes — yet is noncorrosive!

It's called Sil-Ace. A patented, proven acetone curing mechanism is the secret. You get the set up speed and excellent properties of acetoxy curing with the safety and unobjectionable odor of alkoxy. So no more hour's wait to assure proper coating and seal.

You can choose from over a dozen varieties. Tack free time ranges from 3 minutes for MIL-A-46146A Sil-Ace (flowable and non-sag) to 8 minutes for general purpose flowable. There are also flame retardant (UL94 V-1) and electrical conducting varieties. All of them keep over a year — without refrigeration!

Yet with all these advantages, Sil-Ace is competitively priced.

*You **must** learn more.*

For full information — and a sample of Sil-Ace — write, Shin-Etsu Silicones of America, Attn: Mark Huffman, 431 Amapola Ave., Torrance, CA 90501 Better still, call now: (800) 544-1745



Shin-Etsu Silicones

Circle 144 on reader service card

©1987 Shin-Etsu



NOW!

**P-h-h-hip to ship
in 5 minutes flat!**



Why are more companies graduating to Livingston?

Companies like Burr-Brown, Unisys, NEC, Johnson & Johnson, Ferranti and Apollo Computer moved to Livingston in Scotland because it's a great place to recruit brain power.

The Scots, after all, produce more graduates per capita than any other nation in Europe.

And as any clever Scot will tell you, Livingston is the ideal place to live and work.

Here in the heart of Silicon Glen, some very talented people indeed work for some of the world's most forward-looking companies.

Companies that move here, however, come not just because there is intelligent life in Livingston.

They come because of financial incentives, including investment grants of up to 35%, rent free periods and European Community Assistance.

They come because of a purpose-built high-technology park called Kirkton Campus that's ready and waiting to receive them.

And they come because airports, motorways and main-line stations are all near at hand. Edinburgh and Glasgow are practically on the doorstep—and from either city it's just a short hop to every major European business centre.

All things considered, relocating to Livingston is a very clever move indeed.

IN THE US, send to: C Anne Robins, PO Box 345, Old Greenwich, CT 06870. Tel: (203) 629 3496.
IN THE UK and EUROPE, send to: David Balfour, Commercial Director, Livingston Development Corporation, West Lothian EH54 6QA, Scotland. Tel: 0506 414177.

Prove that Livingston is the most logical location for my company.

BLOCK LETTERS PLEASE

Name _____

Position _____

Company _____

Address _____

Postcode _____

Telephone _____


**MAKE IT IN
LIVINGSTON**

E17

Europe's most logical location.

Circle 145 on reader service card

Harris guarantees ASICs to specs after irradiation! (There — we put it in writing!)

We're hard-liners about reliability in rad-hard ASICs.



Hey...it happens to the best of 'em...your rad-hard ASIC design's first pass requires first aid!

For better results, avoid rigid design systems that lock you into the wrong solution and keep you there. Come to Harris: nobody offers you more front-end flexibility.

- **Advanced rad-hard library...**Primitives, 7400 and 4000 equivalents, 80C86 peripherals — cells and macros you can intermix to enhance design
- **Broad workstation support...**Simulations include both pre- and post-radiation performance models. Our UNIX-based software and library are supported on Daisy™, Mentor™, and SDA™ design stations

with Silicon Compilers due soon

- **Guaranteed parametrics...**Harris can guarantee your ASICs to specs **after** irradiation exceeding 1 megarad
- **Packaging options...**Select from ceramic DIPs, chip carriers and pin grid arrays; screenings to Class S standards
- **More on the horizon...**Soon, JEDEC functions and scan-path testability will further enhance your design flexibility

So what does it all mean? More ASIC design options. Less design risk. For a faster time to market, it's time to call Harris Custom Integrated Circuits Division. In U.S. phone 1-800-4-HARRIS, Ext. 1910, or (305) 729-5757. In Canada: 1-800-344-2444, Ext. 1910.



IN RAD-HARD/HI-REL,
THE NAME IS
HARRIS

Harris Semiconductor: Analog · CMOS Digital
Gallium Arsenide · Semicustom · Custom



"Now that's a solid guarantee..."

"Harris doesn't offer anything less."



Trademarks:
Daisy: Daisy Systems Corp.
Mentor: Mentor Graphics
SDA: SDA Systems Inc.

©1987, Harris Corporation

MILITARY/AEROSPACE NEWSLETTER

AIR FORCE TO TRY AMORPHOUS-SILICON, ACTIVE-MATRIX LCD

The Air Force wants to see if liquid-crystal displays with an active matrix of amorphous silicon can outperform electroluminescent displays in the rugged, portable flight-line computers that will be part of its Integrated Maintenance Information System program. The search has led to Ovonic Imaging Systems Inc., which will develop two 6-by-8-in. flat-panel displays for the Air Force Human Resources Laboratory at Wright-Patterson Air Force Base in Ohio. If the Troy, Mich., company meets its goals, the 640-by-480-pixel active-matrix displays will draw only 1 W to 1.5 W of power—roughly 3% of what a comparable EL display requires—while maintaining about the same resolution, 80 pixels/in. Further, the Ovonic Imaging displays will feature a 90° viewing angle—compared to about 60° degrees for EL—with a 20-to-1 contrast ratio that is comparable to EL. IMIS is being considered for use on the next-generation Advanced Tactical Fighter. □

EIA: GROWTH IN DEFENSE-ELECTRONICS SPENDING IS LEVELING OFF

The electronic content of U. S. defense work, including procurement and research and development, is beginning to level off after six years of fast and steady growth, according to the Electronics Industries Association. The Defense Department now spends some \$53 billion, or about 40% of its annual budget, in these categories. In its annual 10-year forecast for the defense-electronics market, the EIA predicts that this proportion will hold steady at or near the 40% level through 1997. Overall, EIA forecasters look for defense spending to decline slightly until it bottoms out in 1992. They expect, however, that spending will then begin to rise at about 1% a year. R&D funding, they say, will remain at its present peak through 1988. As for the Strategic Defense Initiative, the EIA says spending will stay in the \$3.5 billion to \$4 billion per year range through 1997. □

CUSTOMS ADDS MORE RADAR BALLOONS TO SPOT DRUG SMUGGLERS

The U. S. Customs Service will add half a dozen tethered radar balloons to the one it is now operating to spot low-flying planes and surface vessels smuggling drugs into the U. S. One of the new balloons will flesh out the coverage in the Caribbean, where a single aerostat is now stationed over Grand Bahama Island, while the others will be deployed over the next two years along the southern border of the U. S. The first will go up in early November from Fort Huachuca, Ariz. The new balloons, supplied by Westinghouse Electric Corp. Defense and Electronics Systems Co. of Baltimore, cost \$15 million each and carry a modified Westinghouse AN/TPS-63 radar at altitudes to 15,000 ft. Data from the radar is transmitted to Customs Service ground stations. □


FROM THOMSON, A DIGITAL DISPLAY MAP FOR FRENCH TACTICAL AIRCRAFT

Thomson-CSF is developing a high-speed digital map system for the Tactical Combat Aircraft, the French equivalent to the U. S. Advanced Tactical Fighter. The system will store 150,000 square miles of mapped terrain on 5¼-in. optical disks, offers 512-by-512-pixel full-color resolution, is powered by a custom microprocessor, and has a 60-Hz noninterlaced refresh rate, says Patrick Berniolles, an engineering manager with Thomson's Aerospace Group in Issy-Les-Moulineaux, France. Called Dracar, the system is optimized for ground-collision avoidance, and key to that will be the next step in Thomson's development work: completion of a display mode that, by providing a digitized perspective view of the terrain, will help pilots keep their craft low to the ground and below enemy radar, Berniolles says. □

New and Current
Products Presented
by the Manufacturer

Product Showcase

To advertise call Carol Helton, Advertising Manager (212) 512-2143



DIGITAL SYNTHESIZERS IN VME/EUROCARD FORMAT

These standard products offer sub- μ sec and phase-continuous switching, excellent phase noise, and digital simplicity/reliability. Range/step-size combinations are:

DC-3MHz/1mHz DC-15MHz/0.1Hz

DC-32MHz/65mHz DC-110MHz/<1Hz

SCITEQ, San Diego, CA, 619-292-0500

SCITEQ

CIRCLE 217



COMBO SYNTHESIZER: DDS + PLL

Patent-pending design uses digital synthesis and phase-lock circuits to cover up to one octave from 20-235MHz in 1.0Hz steps, with -60dBc spurs and excellent \emptyset noise. BCD control, 10.0MHz reference. Modules are 1.25"x5"x7". Qty 1: US\$2,400, 6wks. Opt: FM, \emptyset control, chassis, GPIB, custom mechanicals.

SCITEQ, San Diego, CA, 619-292-0500

SCITEQ

CIRCLE 215




DIGITAL SYNTHESIZER DOUBLES AS PHASE GENERATOR

VDS-3 covers DC - 3MHz in 1 millihertz steps, with -55dBc spurs and $-136\text{dBc}/\text{Hz}$ phase noise at 1kHz offset, all from int/ext 10.0MHz ref. Phase-continuous switching in 0.5 μ sec. BCD rem control or local. \$1,995/stock. Options @ \$500: IEEE-488, 720 $^\circ$ phase control in 0.36 $^\circ$ steps.

SCITEQ, San Diego, CA, 619-292-0500

SCITEQ

CIRCLE 216



EVERYTHING FOR THE EXORbus™!

EXORbus compatible, 6800/6809 family of micro modules for use in process control, production automation, materials testing and data acquisition systems. The 9619A Advanced Microcomputer offers full MC68B09 processing power for \$299.00 each at 100 pieces. Take a look at our 1987 catalog, "Everything for the EXORbus". Contact Creative Micro Systems, 3822 Cerritos Ave., Los Alamitos, CA 90720. (213) 493-2484

CREATIVE MICRO
SYSTEMS

CIRCLE 207



PC/MS DOS, VAX VMS, UNIX


- Fast Version 2.2
- Conditional assembly
- Binary or ASCII Hex file output
- New expanded Manual
- Powerful macros
- Relocatable or absolute code

ENERTEC INC, 19 Jenkins Ave.
Lansdale, PA 19446

telex 4948709

215-362-0966
MC/V

CIRCLE 208



6800/6809 MICRO MODULES

OEM 6800/6809 MICROCOMPUTER MODULES for dedicated control and monitoring. Interfaces for sensors, transducers, analog signals, solenoids, relays, lamps, pumps, motors, keyboards, displays, IEEE-488, serial I/O, floppy disks.

Wintek Corporation
1801 South Street
Lafayette, IN 47904-2993
(317) 742-8428 or
(800) 742-6809

WINTEK CORP.

CIRCLE 205



THE BETTER RAM TESTER M-6400

Tests most SRAMs or DRAMs up to 1 Mbit. Automatically measures and rejects any out-of-tolerance device in power consumption or speed. Software controlled edge deskew feature generates the most precise timing waveform for DRAMs testing. Functional test with a group of test patterns to detect all possible faults. RS-232C and IC handler interfaced. Price: \$2,500.00. Information Scan Technology, Inc., 487 Gianni Street, Santa Clara, California 95050. (408) 988-1908

INFORMATION SCAN TECHNOLOGY, INC.

CIRCLE 263



dICE-51: IN-CIRCUIT DEBUGGING FOR ONLY \$795

The CY-8051 in-circuit element replaces the 8051 and communicates with your IBM-PC over COM1. The powerful dynamic user interface provides source code and symbolic debugging with easy access to all 8051 spaces. Live keyboard, Global Symbol Monitor, 'C' support. Histogram generated during reduced speed execution. Lowest cost, most powerful 8051 design support. Mil spec and CMOS versions available.



Cybernetic Micro Systems

Box 3000 • San Gregorio, CA 94074 • USA
(415) 726-3000 • Telex: 910-350-5842

CIRCLE 226



YAMAICHI SOCKETS FROM NEPENTHE

NEPENTHE offers sockets from Yamaichi, a world leader in the manufacture of T & B/I and actual use sockets. Yamaichi's expertise ranges from DIP (.100 centerlines) to the most complex fine pitch flat packs (.016"): *PQFP *PGA *SIMM *PLCC *DIP *LCC *SO *SOJ *SSIL

nepenthe™

2471 E. Bayshore Rd.
Palo Alto, CA 94303

Call For Catalog:
(415) 856-9332
(800) 637-3684

CIRCLE 231

IEEE488

Technology that hits the mark

- For IBM-PC/XT/AT/IC/RT6150 and all other compatible computers
- For PHILIPS PC :YES
- HP commands (enter, clear etc.) implemented
- SRQ/ASYST compatible
- 64 kByte memory capacity
- DMA and INTERRUPT can be activated by simple commands
- HELP functions, SYNTAX monitoring in clear text
- BASIC, BASIC(compiled), TURBO-BASIC, (TURBO-) PASCAL, MODULA-2, FORTRAN, C, ASSEMBLER

DEALER + OEM WELCOME

CIRCLE 235



ines GmbH
Neuenhofer Allee 45
5000 Köln 41
West Germany
Phone: +49 221 438659
Teletex: 2627 221 42 37 upk/ks
FAX: +49 221 49 18 71



IEEE-488

IEEE-488, PARALLEL, and SERIAL PORTS PLUS 4M BYTES of MEMORY

- Control any instrument. RS232 or '488.
- 4Mbytes of extended/expanded memory.
- Software library and memory manager.
- High speed DMA. Risk free guarantee.



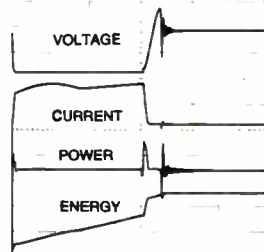
Capital Equipment Corp.
99 South Bedford St.
Burlington, MA. 01803

FREE demo disk. Call (617) 273-1818

CIRCLE 206

Analog Circuit Simulation

A full featured SPICE based simulator runs on the IBM PC with interactive Input and Output



These waveforms show an IS_SPICE analysis of a power supply snubber.

Intu_Scope was used for display and computation of power and energy. The output shown used an Intu_Scope plotter utility

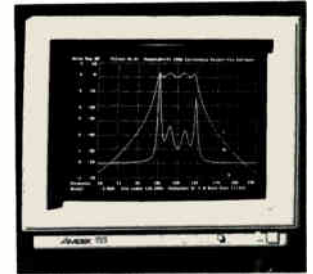
PRE_SPICE, \$200.00: Interactive control, Monte Carlo Analysis, Optimization, libraries and parameter evaluation.
IS_SPICE, \$95.00: Performs AC, DC and Transient analysis.
Intu_Scope, \$250.00: Displays, manipulates and plots data.
Programs are not copy protected, come with a 30 day money back guarantee and require PC with 640K RAM, fixed disk, coprocessor and CGA or EGA or Hercules graphics.



P.O. BOX 6607
San Pedro, CA 90734-6607
Tele: (213) 833-0710

INTUSOFT

CIRCLE 229



Engineering Software: FILTER designs active filters up to order 30. Bessel, Butterworth, Chebyshev, Allpass; Low, High, Bandpass and Bandstop. Fully menu driven, FILTER designs, plots, and selects component values for any filter in seconds. LSAP analyzes linear systems producing Bode, Nyquist, Impulse, Step Response and Root-Locus plots. Micro-CSMP simulates control and servo systems with full support for non-linear behavior. Filter is \$900, LSAP \$450, Micro-CSMP \$900 for IBM PCs. California Scientific Software 818/798-1201
1159 N Catalina Av, Pasadena CA 91104

CALIFORNIA SCIENTIFIC SOFTWARE CIRCLE 219



NEW FULLY INTEGRATED CAD/CAM

Douglas CAD/CAM Professional System was created for the serious circuit board designer with full integration of layout, schematic capture and autorouting. The software runs on the Apple Macintosh, supports color and unlimited multilayers. Output is to printers, pen plotters and photoplotters. Layout \$1500, Schematic \$700, Autorouter \$700. Douglas Electronics, 718 Marina, San Leandro, CA 94577 (415) 483-8770

DOUGLAS ELECTRONICS CIRCLE 202

IBM COMPATIBLE RS232 EASI-DISK 3 1/2" 5 1/4" FLOPPY DATA STORAGE & TRANSFER SYSTEMS



Information Transfer tollfree Non IBM Compatible Systems tollfree IBM and Compatibles: (Over RS232 Interface or 488 Interface).

- Reads & Writes IBM PC/MS DOS Disks
- RS-232C/I/O/488
- Rugged Portable Package/Battery Option
- ASCII or Full Binary Operation
- Baud Rates 110 to 38.4 K Baud
- Automatic Data Verification
- Price \$895 in Singles - OEM Qties. Less.

28 other systems with storage from 100K to 35 megabytes.



Analog & Digital Peripherals, Inc.
815 Diana Drive Troy, Ohio 45373
513/339-2241 TWX 810/450-2685

FLOPPY DATA STORAGE CIRCLE 214



In Costa Rica, we run rings around illiteracy.

Our belief in education is so strong in Costa Rica, we have a literacy rate of 93 percent—the highest in Latin America. That's why our workforce is without equal in the Caribbean.

It's also part of the reason why Costa Rica is the unequalled offshore location for U.S. manufacturers.

Our workers are well-educated, thanks to mandatory education to age 15 and numerous vocational and technical schools. There's even a Harvard Business School affiliate among our six universities. And they're willing, too, with the longest regular work week—48 hours—in the area. All of which means a manufacturer gets a high return on his labor investment.

And he gets it in the safest, most stable country in the Caribbean—a country that's

had regularly scheduled, free and fair elections every four years for nearly four decades.

And all those willing workers work in an established, affordable infrastructure featuring abundant energy, transportation and telecommunications; with companies receiving generous incentives and tax holidays, including tax-free export earnings; and under a government that insists private industry help set public business policy.

When it comes to offshore manufacturing, Costa Rica has the ring of success. For more information, contact the nearest Costa Rican Investment Promotion Office.

COSTA RICA
The Right Business Climate

Northeast: 36 Hunting Lane, Suite A-1, Stamford, CT 06902 • (203) 968-1448. ☐ Midwest: 221 N. LaSalle Street, Suite 1808, Chicago, IL 60601 • (312) 346-0626.
Southeast: 235 Peachtree Street, Suite 1617, Atlanta, GA 30303 • (404) 223-5708. ☐ West Coast: 17910 Sky Park Circle, Suite 101, Irvine, CA 92714 • (714) 250-0146.


Circle 159 on reader service card

Advertisers Index

Advanced Micro Devices	6, 7	Gould AMI	73	* Phillips Elcoma	60, 61
Algorex Corporation	139	Gould Test & Measurement	116, 117, 132	* Phillips T&M	2, 28, 29
Altera	62, 63	‡ Hamag	89	■ PICO Electronics	48
Amax Inc.	136, 137	Harris Semiconductor	106, 107, 146	‡■ Programmed Test Sources	2
American Automation	20	HCC Industries	149	Pro Lib	156
■ AMP Incorporated	92, 93	Hewlett Packard Company	1	Recortec	156
Analog & Digital Peripherals Inc.	157	HI Level Technology	127	* Rohde & Schwarz	64
Analog Solutions	49	‡ Hitachi Chemicals	59	‡ Samsung	60, 61, 110
Anritsu Corporation	142, 143	Ines GmbH	157	* Santa Cruz Electronics Export	74
Apex	8	Information Scan Technology Inc.	157	Sciteq	155
Applied Microcircuits	27	Infotek Systems	66	‡ Seiko Instruments	52, 53
‡ Applied Science Technology	152	InLab Inc.	156	Shin-Etsu Chemical Co. Ltd.	144
AT&T Technology	98, 99	Inmos Corporation	10, 11	‡ Siemens	74
‡ Augst Interconnection Systems	105	Integraph	128, 129	* Siemens	9
Ball Corporation	154	Interactive Cad Systems	156	Sierra Semiconductor	50, 51
Barbados Industrial Develop. Corp.	138	Intusoft	157	Solder Technology	138
* Bayer AG	52, 53	* Iskra Commerce	108	Sprague Electric Co.	120
Burr Brown Corp.	161	Lambda	40, 41	‡ TEAC	150
California Scientific Software	157	‡ LeCroy Corporation	9, 125	Tektronix Inc.	80, 81, 115
Capital Equipment	157	Leybold AG	16	Test & Measurements Inc.	156
Cherry Electrical Products	13	■ Lindgren RF Enclosures	156	‡ Texas Instruments	35-38, 55-58
‡ Cinde Costa Rican Investment	159	Livingston Development Corporation	145	‡ Toshiba America Inc. (Memory Division)	64, 65
Creative Micro Systems	155	Mentor Graphics	2ndC	Toshiba Corporation	4th C
Cybernetic Micro Systems	157	Merrill Lynch Pierce	158	* Toshiba W. Germany	59
* Cypress Semiconductor	110	* Micro Tek	109	UMC	130
Data Translation	24	* Mitsubishi Electric Europe GmbH	89	Visionics Corporation	156
‡ Digital Equipment Corporation	28, 29	Motorola Semiconductor	14, 15	VLSI Technology Inc.	44, 45
Douglas Electronics	157	* Murata Mfg. Co. Ltd.	159	Waferscale Integration	122, 123
Dow Chemical USA	78, 79	National Instruments	156	Wintek Corp.	155
Elektek	39	NCI	156	Worthman Associates	12
Enertec Inc.	155	NEC Corporation	118, 119	ZAX Corporation	46
Equitable Life Leasing	82	Nepenthe Distribution Inc.	157	Zehntel	43
ETA Industries	94	Nicolet Test Instrument Division	30	* Zoran	105
* Feller AG	150	OKI Semiconductor	108, 109	Classified and employment advertising	
* Fujitsu Ltd.	65	‡ Orbit Semiconductor	131	Link Computer Graphics Inc.	153
■ Gates Energy	141	Pacific Microelectronics Co. Ltd.	152	ZTEC	153
GE Solid State	90, 91	Performance Semiconductor Corporation	23	■ For more information of complete product line see advertisement in the latest Electronics Buyers Guide	
General Instrument Corporation	3rdC	■ Perkin Elmer Semiconductor Equipment Corp.	124	* Advertisers in Electronics International	
				‡ Advertisers in Electronics domestic edition	

COMING IN OCTOBER
THE 1987/88

Electronics Buyers' Guide



Order your copy today for
the industry's most often-
used directory:

- It's three directories in one
- Includes more than 4,000 product listings. (approx. 700 pages)
- Contains over 5,000 company listings (approx. 400 pages) including:
 - Company name, address and phone number.
 - Name and title of contact for sales information.
 - Number of engineers at plant and number of employees.
 - Annual dollar sales volume.
 - Local sales offices and manufacturers representatives.
 - Local distributors.
 - Instant referral to company's advertisements.
- Offers FREE current catalog retrieval service (approx. 1300 catalogs)

Price:

\$50 USA & Canada
\$75 elsewhere (surface mail)
\$90 elsewhere (air mail)

Send order with payment to:
Regina Hera

Electronics Buyers' Guide

1221 Avenue of the Americas
New York, NY 10020



Advertising Sales Staff

Atlanta, Ga. 30319: Joseph Milroy
4170 Ashford-Dunwoody Road N.E.
[404] 252-0626

Boston, Mass. 02116:
M. E. "Casey" McKibben, Jr.
575 Boylston St.
[617] 262-1160

633-0155 Mobil Phone
Chicago, Ill. 60611: Alison Smith
[312] 751-3738

645 North Michigan Avenue
Cleveland, Ohio 44113:
[215] 496-3800

Costa Mesa, Calif. 92626: Fran Cowen
3001 Red Hill Ave. Bldg. #1 Suite 222
[714] 557-6292

Dallas, Texas 75251: Harry B. Doyle, Jr.
8111 LBJ Freeway, Suite 350
[214] 644-1111

Englewood, Co. 80112: Harry B. Doyle, Jr.
7400 South Alton Court Suite 111
[303] 740-4633

Houston, Texas 77040: Harry B. Doyle, Jr.
7600 West Tidwell, Suite 500
[713] 462-0757

Los Angeles, Calif. 90010: Chuck Crowe
3333 Wilshire Blvd.
[213] 480-5210

New York, N.Y. 10020
Matthew T. Reseska [212] 512-3617
John Gallie [212] 512-4420
Stan Tessler [212] 512-2788

1221 Avenue of the Americas
Stamford, Ct. 06902
Albert J. Liedel

777 Long Ridge Road. Bldg. A
[203] 968-7115

San Mateo, Ca 94404:
Rich Bastas, Jeffrey C. Hoopes, Paul Mazzacano
3rd Floor

951 Mariner's Island Blvd.
[415] 349-4100

Philadelphia, Pa. 19102: Joseph Milroy
Three Parkway, [215] 496-3800

Pittsburgh, Pa. 15222: Joseph Milroy
Suite 215, 6 Gateway Center, [215] 496-3800

Southfield, Michigan 48075:
4000 Town Center, Suite 770, Tower 2
[313] 352-9760

San Francisco, Calif. 94111:
Rich Bastas, Jeffrey C. Hoopes, Paul Mazzacano
425 Battery Street

[415] 362-4600

Frankfurt/Main: Fritz Krusebecker, Dieter Rothenbach
19 Liebigstrasse, Germany
Tel: 72-01-81

Milan: Manuela Capuano
1 via Baracchini, Italy
Tel: 86-90-656

Paris: Jean - Christian Acis, Alain Faure
128 Faubourg Saint Honore, 75008 Paris, France
Tel: [1] 42-89-0381

Scandinavia: Andrew Karnig
Finnbodavagen
S-131 31 Nacka
Sweden

Tel. 46-8-440005
Telex: 17951 AKA S
Tokyo: Hirokazu Morita
McGraw-Hill Publications Overseas Corporation,
Kasumigaseki Building 3-2-5, chome,
Kasumigaseki, Chiyoda-Ku, Tokyo, 100 Japan
[581] 9811

United Kingdom: Art Scheffer
34 Dover Street, London W1
Tel: 01-493-1451

Business Department

David M. Yake
Business Manager
[212] 512-2627

Daniel McLaughlin
Director of Circulation
[212] 512-6598

Roseann Lehmann
Office Administrator
[212] 512-3469

Frances M. Vallone
Manager, Reader/Sales Services
[212] 512-6058

Ann Strignano
Billing Specialist
[212] 512-2589

Thomas M. Egan
Production Director
[212] 512-3140

Carol Gallagher
Production Manager
[212] 512-2045

Evelyn Dillon
Production Manager Related Products
[212] 512-2044


Postcards/Product Showcase
[212] 512-2143

Classified Advertising

[212] 512-2556

Recruitment Advertising

Rosemarie Caruso
[212] 512-2787
Subscription Sales
[201] 988-3258



LDM85 connects RS-232/422 ports through fiber-optic cables, providing total high-voltage electrical isolation, EMI immunity and intrinsic safety.

- DC to 5M baud
- Multipoint capability (2km each)
- Small 2.1" X 1" X 3.75" package
- High-speed TTL port
- From \$169*

LDM80—Low-Cost, Signal-Powered Fiber Optic Modem—\$98*

- Up to 19.2k baud at 3.5km
- 17dB optical link budget
- Full duplex asynchronous operation
- RS-232 powered

More Rugged Modems for Industrial Data Communications

LDM422—RS-232/422 Converter— from \$123*

- 750V isolation
- Surge protectors
- 19.2k baud/6000 ft., 9.6k baud/3mi.
- Two transmit/receive channels (RTS/CTS)
- Multidrop up to 32 units

LDM35—Signal-Powered Short-Haul Modem—\$81*

- Optical isolation
- Heavy-duty surge protection
- 9600 baud (2mi.)

Ask your Burr-Brown sales representative for complete details. Or call Applications Engineering, 602/746-1111. Burr-Brown Corp., PO Box 11400, Tucson, AZ 85734.

*U.S. prices only; volume discounts available.



Retirement Package

Trade-up your old NMOS DSP chip for the performance of GIM's CMOS 320C10

Now's the time to retire those older technology single-chip NMOS DSP processors you're using. And GI Microelectronics wants to help. How? By offering you a better-than-even swap.

Just send us your NMOS DSP chip — anybody's NMOS DSP chip — and we'll send you our Retirement Package. A brand new GIM CMOS 320C10 with supporting documentation.

What are the "benefits" in our retirement package? Low power consumption and low heat dissipation to name a couple. In fact, the 320C10 uses 1/5 the power and runs 80% cooler than existing NMOS DSPs.

You can easily upgrade the performance of your 32010-based system because GIM's CMOS 320C10 is compatible with any NMOS 32010.

And we can supply you with all the CMOS 320C10s you need. But you don't have to send us all of your NMOS parts. Just one will do.

So let us help you retire your old technology to sunny Arizona. Send your NMOS DSP chip to:

GI Microelectronics
Dept. D-100
2355 West Chandler Blvd.
Chandler, AZ 85226-6199

Or call GIM at (602) 963-7373
and ask for our DSP Technology
Center.

**GENERAL
INSTRUMENT
MICROELECTRONICS**

