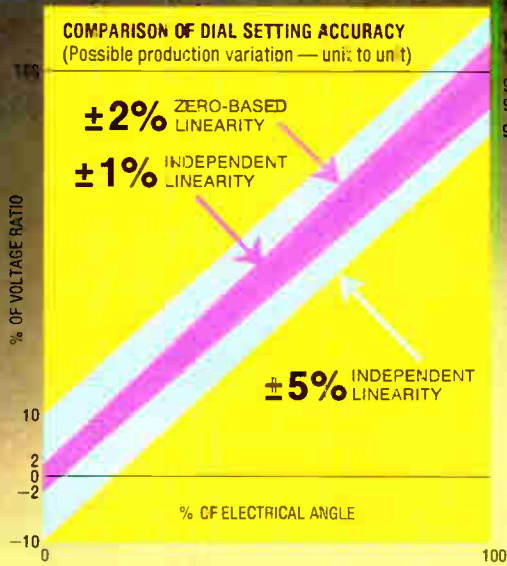
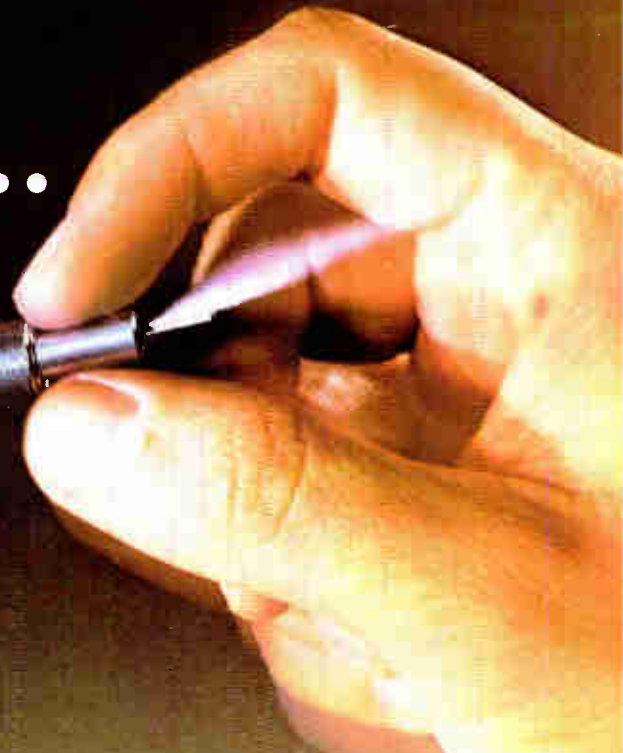


The \$2 Pot with the \$5 Linearity...



PERFORMANCE/COST COMPARISON			
Type	Element	Linearity	Approx. Cost
HIGHER COST PRECISION POTS	Conductive Plastic	±1% Independent	\$5.00
BOURNS 87/88 SEMI-PRECISION POTENTIOMETERS	Conductive Plastic	±2% Zero-Based	\$2.00
	Cermet	±2.5% Zero-Based	
LOWER COST CONTROLS	Conductive Plastic/Cermet	±5 - 10% independent	\$1.00

Your alternative to lower performance controls and higher cost precisions.

LASER-TRIMMED SAVINGS

Now, for about \$2*, the Bourns® Model 87/88 semi-precision, single-turn potentiometer delivers ±2% zero-based linearity. Compare the accuracy to the \$5 precision pot with ±1% independent linearity that you're buying now . . . especially the performance at the low end setting, where dial setting accuracy is most critical. Laser trimming and advanced element design deliver performance and savings in a 5/8" square modular package.

MOVE UP FROM INDUSTRIAL GRADE CONTROLS

Again, for about \$2, the Model 87/88 offers 200-300% greater panel setting accuracy over industrial grade controls. They're perfect for applications requiring close, consistent calibration of output-to-panel setting and versatility of design.

MODEL 87/88 — THE ALTERNATIVE

Don't compromise your application with lower performance controls or pay a premium for precision pots. Specify the alternative — Bourns Model 87/88. Write or call today for complete technical information.

\$2 SEMI-PRECISION MODULAR POTS . . . BEAUTIFUL!

TRIMPOT PRODUCTS DIVISION, BOURNS, INC., 1200 Columbia Avenue, Riverside, California 92507, Telephone (714) 781-5122 — TWX 910 332-1252.

* Production quantities, Domestic U.S.A. price only
† Patent Pending



Int'l Mktg. Offices: European Hdqtrs. — Switzerland 042/24 22 42 • Belgium 02/218 2005 • France 01/2039633 • Germany 0711/24 29 36
• Italy 02/32 56 88 • Netherlands 70/87 44 00 • United Kingdom 01/572 6531 • Japan 075/921 9111 • Australia 02/55-0411 03/95-9566

Circle 900 on reader service card


Introducing push-button microprocessor system debugging.

HP's 1611A Logic State Analyzer ... Dedicated to all 8080 or 6800 based systems.*

View program flow in mnemonics. With CRT data and address selectable in either hexadecimal or octal formats and external lines in 1's and 0's

Maintain testing control. LED indicators show status at all times. You can monitor system operation at normal speed or stop the microprocessor and give control to the 1611A for single or multiple keyed steps

Enter data quickly and easily. The hexa decimal keyboard makes trigger and qualifier data entry as easy as operating a calculator. And the CRT display gives you a quick visual check on your entries.



Choose your display. Either mnemonic or absolute (op codes). Roll the display to view any 16-line slice of the 64-byte memory.

Pinpoint virtually any specific event. Trigger on address, data, or external signals—or on any combination of the three. You can also qualify the trigger by bracketing the address and opting to trigger on the nth occurrence of the trigger word. TRIGGER ENABLE and DISABLE keys act as arm and disarm circuits providing unparalleled pinpointing flexibility.

Move the display window. Delay up to 65,472 qualified clocks or memory transactions from the trigger word. Or pre-trigger to see up to 63 bytes leading up to the trigger word (negative time).

Obtain program and timing data. Qualify the display with TRACE TRIGGER and see only those bytes that match your trigger inputs—all write instructions, for example. Press COUNT TRIGGERS and the 1611A displays the number of trigger occurrences between the TRIGGER ENABLE and TRIGGER DISABLE events. Push TIME INTERVAL and you get a display of actual elapsed time between selected points in your program on your hardware.

The 1611A should be on hand when you start up your microprocessor-based system. Imagine the time you'll save with push-button operation and an unparalleled view of your system's operation: viewing things dynamically that you never could see before. And there's more: self test; trigger outputs to drive external equipment; error messages to warn of improper operation or setup; and the choice of two initial "μP personality modules" that let you tailor the 1611A to either 8080 or 6800 based systems.



Let HP's 1611A, priced at \$5,000** help you speed development, production-line testing or service. Ask your local HP field engineer for all the details. Ask him about HP's digital seminars too. He can tell you when one will be held in your area and how you can attend.

*and these modules for other microprocessors to come. **Optional: U.S.A. price only.

HEWLETT **hp** PACKARD

Managing the data domain.

Circle 4 on reader service card

Circle 1 on reader service card

Is An SMS ROM Simulator Necessary To Develop A Custom Bipolar Processor System?

NO ... BUT the money you spend on a ROM Simulator will more than pay for itself. Here's why:

Even the AMD 2900, the industry standard chip set for building bipolar controller and processor systems, requires support hardware and software during development. The SMS ROM Simulator and RAPID, a user defined assembler, provide this support.

The ROM Simulator is a *real time* (70 ns worst case) *in-circuit* debugging instrument which replaces the ROMS and PROMS in any bipolar system during development. It significantly increases productivity by allowing the microcode and macrocode to be debugged in a modular fashion. It allows the user to check a program segment thoroughly by inserting loops and breakpoints and then modifying or patching a segment of code until it is working properly. To change every other bit of a 64 bit instruction would take less than one minute and would be accomplished without touching the circuit. Each ROM Simulator can accept up to 16 Simulation modules—one Simulation Module exactly emulates one PROM—to allow either the microcode (up to 128 bits wide) or macrocode (up to 16K bytes deep) or both simultaneously to be simulated during debug. Even if you have never used a ROM Simulator, it can be installed and working effectively in your system in less than four hours.

The optimum system debug procedure is to —

1. Write and debug the microcode for each macroinstruction—first by single stepping through the program, then in real time.
2. Write and debug in real time critical macroprogram subroutines.
3. Write and debug remainder of application program.

However, most designers find that changes in system performance requirements or unexpected difficulties require additional steps:

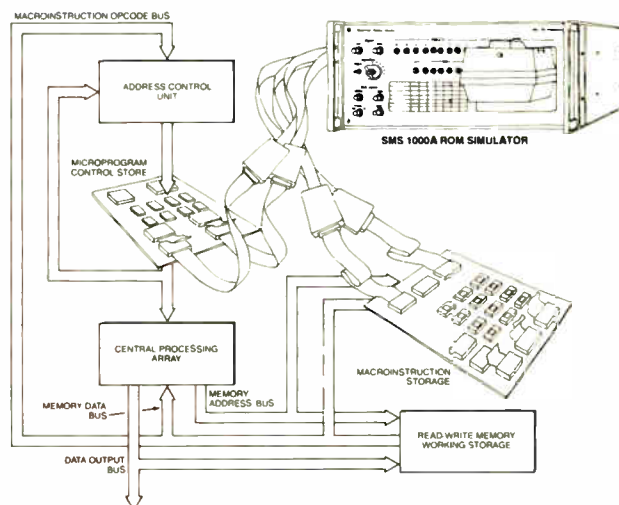
- 2a. Modify macroinstructions and debug new microcode to meet design criteria.
- 2b. Rewrite and debug critical macroprogram subroutines based on new macroinstructions.
- 2c. Repeat steps 2a and 2b as necessary.

The ROM Simulator not only speeds the initial development, but prevents these extra steps from turning a simple project into a development nightmare.

No development system is complete without an assembler. If you're already using one, chances are that its output is compatible with the ROM Simulator, or a minor modification will make it so. If you're just starting out, SMS offers Rapid, a meta assembler. It allows the user to define a set of instructions and instruction formats which are optimized for the processor being developed. The symbolic language thus created can be used to write and debug a program. Rapid permits symbolic addressing making it easy to add or delete program code as required.

Over 80% of our customers have purchased more than one ROM Simulator. Find out why for yourself: Circle the reader service number or fill out the enclosed card.

2 Circle 2 on reader service card



In the system shown, the ROM simulator simultaneously replaces the ROMS in both the microprogram and macroprogram store allowing the machine language code to be changed to find or patch a problem.

European Representatives

France: YREL—64/70 rue de Chantiers 78000 Versailles

Great Britain: MEMEC—The Firs, Whitechurch, Nr. Aylesburg, Bucks

Sweden: AB ELECTROFLEX—Box 7068, Rissnel den 57

172 07 Sundryberg 7, Sweden

- The ROM Simulator seems to be what I need. Have a salesman call me for a free, half hour demonstration.
- I am building a bipolar system. Send me literature on the ROM Simulator including your ROM cross reference chart.
- I am a literature collector, but send me data sheets and cross reference anyway.

Processor Type _____

ROM Type(s) _____

Name _____ Title _____

Company _____ Phone _____

Street _____

City _____ State _____ Zip _____

Scientific Micro Systems

520 Clyde Ave. • Mt. View, CA 94043 • (415) 964-5700

31 Electronics review

AUTOMOTIVE: Motorola awarded microprocessor contracts by GM, 31
INDUSTRIAL: Plug-in modules make up controller, 32
MILITARY: Helicopters to get integrated control panel, 33
COMMUNICATIONS: Muzak sends music via satellite, 33
INSTRUMENTATION: Scope takes on frequency-domain analysis, 34
FIBER OPTICS: GTE fiber links set for summer test, 36
MICROWAVES: German TWT goes to U.S. military, 36
COMMUNICATIONS: FCC gives AT&T go-ahead on Dataspeed, 38
CONSUMER: GI brings out raft of new video games, 38
NEWS BRIEFS: 40
COMPONENTS: Tektronix develops pnp microwave transistor, 42

53 Electronics International

JAPAN: Sanyo puts magnet inside of magnetron for cookers, 55
AROUND THE WORLD: 55
WEST GERMANY: AEG-Telefunken upgrades hf transmitters, 56
GREAT BRITAIN: \$170 dosimeter has rechargeable batteries, 56

65 Probing the News

SOLID STATE: CCD quietly influences design, 65
ELECTRONICS ABROAD: Light glimmers through British gloom, 69
MEMORIES: UV-erasable-PROM market spreads out, 72
CONSUMER ELECTRONICS: EE turned retailer strikes gold, 76
MILITARY ELECTRONICS: Wrapping up F-16 contracts, 79

81 Technical Articles

SPECIAL REPORT: Semiconductor memories, 81
 Dynamic RAMs pick up speed, quadruple in density, 84
 Alterable ROMs make designs more flexible, 89
 The 65-k RAM looms large, but CCDs and bubbles are 'iffy,' 94
DESIGNER'S CASEBOOK: Gated oscillator yields clean burst, 98
Two-phase clock features nonoverlapping outputs, 99
Diodes fix levels for composite-video generator, 99
MICROPROCESSORS: Four ways to optimize system design, 102
ENGINEER'S NOTEBOOK: Input feedback improves neutralization, 112
CALCULATOR NOTES: HP-25 program yields transfer functions, 113

119 New Products

IN THE SPOTLIGHT: Modular design shrinks test system, 119
Optically isolated coupler includes input current regulator, 122
SUBASSEMBLIES: Performance of isolation amplifiers upgraded, 124
DATA HANDLING: Four hand-held terminals added to line, 128
SEMICONDUCTORS: Chip set builds 12-bit a-d converter, 132
MICROPROCESSORS: 16-bit unit made by I²L process, 136
MATERIALS: Inks for hybrids match alumina substrates, 144

Departments

Publisher's letter, 4
Readers' comments, 6
News update, 8
Editorial, 12
People, 14
Meetings, 18
Electronics newsletter, 25
Washington newsletter, 49
Washington commentary, 50
International newsletter, 53
Engineer's newsletter, 116
New literature, 153

Services

Employment opportunities, 154
Reprints available, 160
Reader service card, 161

Highlights

Cover: Memory flood poses tough choices, 81

Memory chips pouring from semiconductor makers are turning up everywhere. They have become almost universal, introducing data storage's benefits to all electronics-equipment industries.

The driving force is wave upon wave of new technology. Dynamic random-access memories have picked up speed and quadrupled in density (p. 84); alterable read-only memories are making designs more flexible (p. 89), and the future certainly holds the 65-kilobit RAM, while charge-coupled and bubble devices may make an impact on bulk memories (p. 94).

Richard Rosenblum illustrated the cover.

Electronics may shine in gloomy Britain, 69

The advent of North Sea oil and a national export drive that will include the electronics industries spur many English executives' hopes for a good 1977. Best growth sectors likely will be semiconductors and medical electronics, closely followed by computers.

4 ways to get the most from microprocessors, 102

Inspiration is a big help in designing microprocessor systems, but a cost-effective application depends just as much on careful attention to programing, partitioning by speed requirements, adjunct-chip use, and arranging the processors in networks.

And in the next issue . . .

Integrated circuits invade power supplies; a special report . . . the high-reliability mirage in semiconductor devices . . . simple logic adds the dual delayed-sweep capability to oscilloscopes.

EDITOR-IN-CHIEF: Kemp Anderson

EXECUTIVE EDITOR: Samuel Weber

MANAGING EDITOR: Arthur Erikson,
International

SENIOR EDITORS: Laurence Altman,
Ray Connolly, Lawrence Curran,
John Johnsrud, H. Thomas Maguire,
Stephen E. Scrupski, Gerald M. Walker

ART DIRECTOR: Fred Sklenar

ASSOCIATE EDITORS: Howard Wolff,
Alfred Rosenblatt

DEPARTMENT EDITORS

Aerospace/Military: Ray Connolly
Circuit Design: Raymond P. Capece
Communications & Microwave:
Richard Gundlach

Components: Lucinda Mattera

Consumer: Gerald M. Walker

Industrial: Raymond P. Capece

Instrumentation: Stephen E. Scrupski

New Products: H. Thomas Maguire,
Michael J. Riezenman

Packaging & Production: Jerry Lyman

Solid State: Laurence Altman

CHIEF COPY EDITOR: Margaret Eastman

COPY EDITORS: Everett C. Terry, Ben Mason

ART: Charles D. Ciatto, *Associate Director*
Paula Piazza, *Assistant Director*

EDITORIAL SECRETARIES: Janet Noto,
Penny Rothman, Marilyn B. Rosoff

FIELD EDITORS

Boston: Lawrence Curran (Mgr.), Pamela Leven

Los Angeles: Larry Waller (Mgr.)

Midwest: Larry Armstrong (Mgr.)

New York: Bruce LeBoss (Mgr.)

San Francisco: Bernard Cole (Mgr.)
Judith Curtis

Washington: Ray Connolly (Mgr.)

Frankfurt: John Gosch

London: William F. Arnold

Paris: Arthur Erikson

Tokyo: Charles Cohen

McGRAW-HILL WORLD NEWS

Editor: Michael Johnson

Brussels: James Smith

Milan: Andrew Heath

Moscow: Peter Gall

Paris: Joel Stratte-McClure

Stockholm: Robert Skole

Tokyo: Colin Gibson

PUBLISHER: Dan McMillan

ADVERTISING SALES MANAGER:

Paul W. Reiss

MARKETING ADMINISTRATION MANAGER:

Wallis Clarke

CIRCULATION MANAGER: Karl Peterson

MARKETING SERVICES MANAGER:

Tomlinson Howland

RESEARCH MANAGER: Margery D. Sholes

The special report starting on page 81 is our second in two years on semiconductor memories. Our solid state editor, Larry Altman, impressed with the veritable flood of memories with new capabilities that are reaching the market, was struck with the resulting challenge for the engineer, who must pick the right device for his application. Thus, the focus of the article is on how to weigh the choices that the devices offer the engineer.


Altman is the right man to put together that kind of report. Covering the dynamic solid state field, he has a wide-ranging beat and a wide-ranging experience certainly fits him to the task. His output is prolific and so attuned to what's happening that little of the news and developments that he uncovers fails to make it into print.

The source of numerous special reports and hundreds of stories about semiconductor processes and devices in his eight years on *Electronics*, he has also put together three major books on semiconductor technology. The first is a compilation of information about microprocessors—what they can do, how they work and how they are made. The

second, on large-scale integration, details processes as well as products. His latest, sort of a sequel to the first, again deals with microprocessors, but this time from the point of view of the designer who will use them as building blocks.

A graduate of Cornell, where he earned degrees in physics and in electrical engineering, he went on to Lehigh University. During his five years there, he both taught physics and picked up his master's degree. A NASA-funded plasma physics project at the Aberdeen Proving Grounds was followed by a stint with Sperry-Rand, where, among other things, he worked on the instrumentation for the reactor of the nuclear freighter Savannah. Along the way, too, he picked up some half a dozen patents.

With such a widely varied background—teacher, physicist, engineer, writer, editor—he brings a lot of valuable experience to his job of informing *Electronics'* readers about technological advances.



Computer editor wanted

An exciting and rewarding opportunity is available in New York on the editorial staff of *Electronics* for an electronics engineer with writing skills. As our computer editor, he will report, edit, and write articles on important developments in computer design and applications, ranging from microprocessors to big mainframes.

Candidates should have a BSEE and appropriate experience. Send résumé with salary requirements to the Executive Editor, ELECTRONICS, 1221 Avenue of the Americas, New York, N. Y. 10020.

January 20, 1977 Volume 50, Number 2 95,167 copies of this issue printed

Published every other Thursday by McGraw-Hill, Inc. Founder James H. McGraw 1860-1948. Publication office 1221 Avenue of the Americas, N. Y. N. Y. 10020, second class postage paid at New York, N. Y. and additional mailing offices.

Executive, editorial, circulation and advertising addresses: *Electronics*, McGraw-Hill Building, 1221 Avenue of the Americas, New York, N. Y. 10020. Telephone (212) 997-1221. Teletype 12-7960 TWX 710-581-4879. Cable address: MCGRAW HILL, NEW YORK.

Subscriptions limited to professional persons with active responsibility in electronics technology. No subscriptions accepted without complete identification of subscriber name, title or job function, company or organization, and product manufactured or services performed. Based on information supplied, the publisher reserves the right to reject non-qualified requests. Subscription rates in the United States and possessions: \$14.00 one year, \$35.00 three years, company addressed and company libraries \$20.00 one year, \$50.00 three years, APO/FPO addressed \$35.00 one year only, Canada and Mexico \$16.00 one year, \$40.00 three years; Europe \$40.00 one year, \$100.00 three years; Japan, Israel and Brazil \$65.00 one year, \$165 three years; Australia and New Zealand \$90.00 one year, \$240 three years, including air freight all other countries \$45.00 one year, \$112.00 three years. Limited quota of subscriptions available at higher-than-basic rate for persons allied to held served. Check with publisher for these rates. Single copies \$4.00. Please allow four to eight weeks for shipment.

Officers of McGraw-Hill Publications Company: Gordon L. Jones, President; Paul F. McPherson, Executive Vice President; Gene W. Simpson, Group Vice President; Senior Vice Presidents: Ralph Blackburn, Circulation; John B. Hoglund, Controller; Ralph R. Schulz, Editorial; David G. Jensen, Manufacturing; Vice Presidents James E. Boddorf, Planning & Development; Edward E. Schirmer, Marketing Administration.

Officers of the Corporation: Harold W. McGraw, Jr., President; Chief Executive Officer, and Chairman of the Board, Robert N. Landes; Senior Vice President and Secretary, Ralph J. Webb; Treasurer.

Title registered in U.S. Patent Office. Copyright © 1977 by McGraw-Hill, Inc. All rights reserved. The contents of this publication may not be reproduced in whole or in part without the consent of copyright owner.

Subscribers: The publisher, upon written request to our New York office from any subscriber, agrees to refund that part of the subscription price applying to copies not yet mailed. Please send change-of-address notices or complaints to Fulfillment Manager, subscription orders to Circulation Manager, *Electronics*, at address below. Change-of-address notices should provide old as well as new address, including postal zip code number. If possible, attach address label from recent issue. Allow one month for change to become effective.

Postmaster: Please send form 3579 to Fulfillment Manager, *Electronics*, P.O. Box 430, Hightstown, N.J. 08520.

introducing:

A MULTI-OUTPUT POWER SUPPLY

KEPCO MPS 620M



Price:
\$475.00

THREE STABILIZED OUTPUTS

0 to 6V d-c @ 5A	Crowbar Protected
0 to +20V d-c @ 1A 0 to -20V d-c @ 1A	Tracking

a convenient bench top power supply offering the voltage/current combination required for IC's & microprocessors

- FEATURES:**
- 10-turn controls for high resolution control of the 0—6V output and the tracked 20V outputs.
 - Adjustable crowbar for the 0—6V output ... with indicator.
 - Remote error sensing connections on the panel to accommodate a 1 volt drop in the load wires from the 0—6V output.
 - Full range adjustment of voltages and rectangular current limits (not a "slot" supply, no "foldback" current limiting, and no derating to an ambient of +50°C).
 - All three outputs available simultaneously and at full rating.
 - Convection cooled.
 - Two large recessed meters with switch, to monitor voltage and current.
 - Rack mountable in a 5¼" rack space (¾ width).

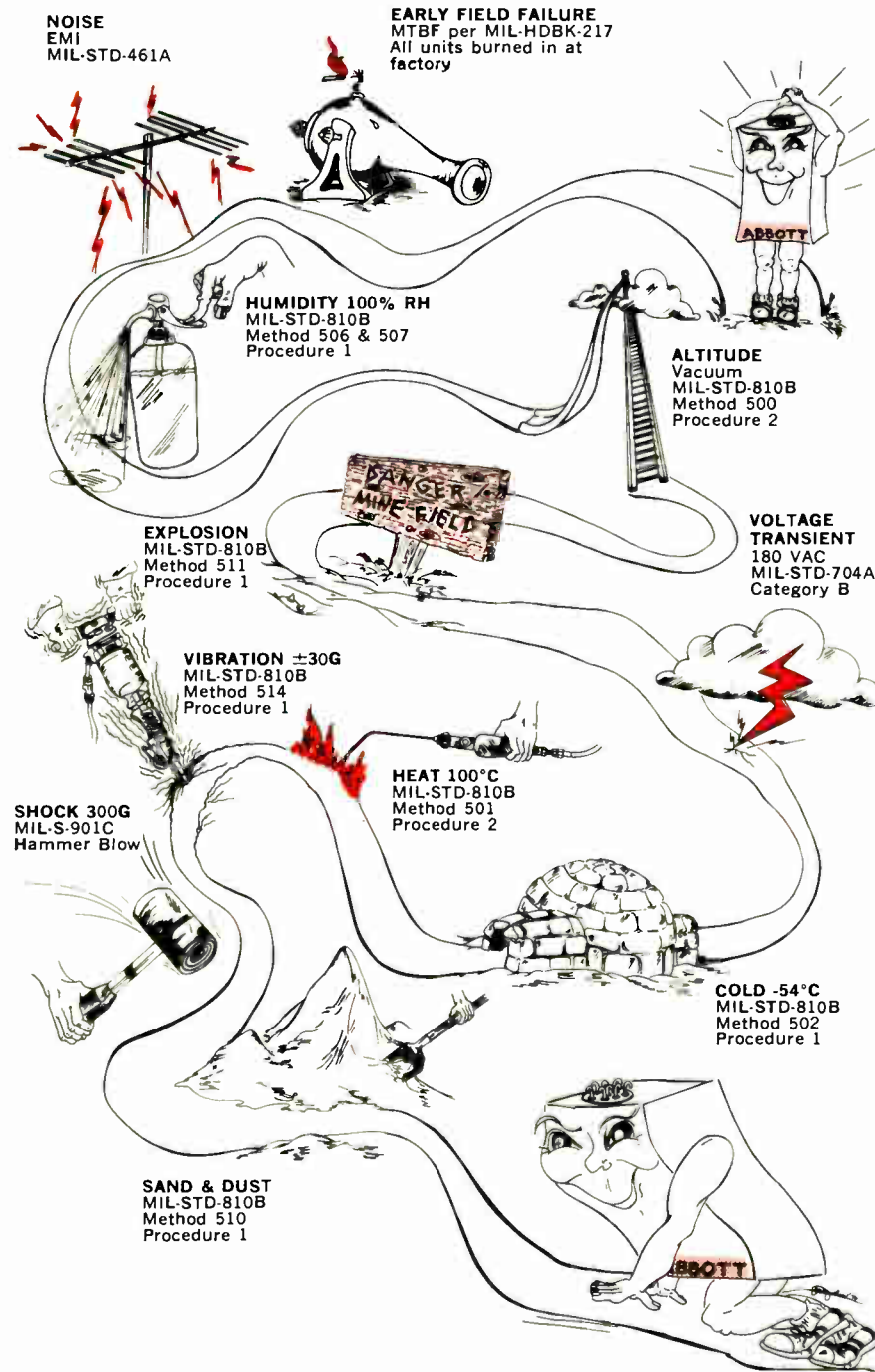
KEPCO® For complete specifications, write Dept. FM-14

KEPCO, INC. • 131-38 SANFORD AVENUE • FLUSHING, N.Y. 11352 U.S.A. • (212) 461-7000 • TWX # 710-582-2631 • Cable: KEPCOPOWER NEWYORK

Electronics / January 20, 1977

Circle 4 on reader service card 5

CAN YOUR POWER SUPPLY RUN THE GAUNTLET?



Abbott's hermetically sealed power supplies have run this gauntlet many times. Each and every unit is subjected to rigid quality control procedures and extensive testing at our factory to insure that it will pass the most important test — your gauntlet.

Please see pages 1836-1848 of your 1976-77 EEM (ELECTRON ENGINEERS MASTER Catalog) or pages 676-682 Volume 2 of your 1976-77 GOLD BOOK for information on Abbott Modules.

Send for our new 60 page catalog

abbott transistor
LABORATORIES, INCORPORATED

GENERAL OFFICES
5200 W. Jefferson Blvd.
Los Angeles, CA. 90016
(213) 936-8185
Telex 69-1398

EASTERN OFFICES
1224 Anderson Ave.
Fort Lee, N.J. 07024
(201) 224-6900
Telex 13-5332

Readers' comments

Philips device is a PCCD

To the Editor: An item in the Oct. 28 International newsletter ["CCD circuit wipes out video 'ghosts'," p. 63] reports that the recursive filter used "is based on a p-channel charge-coupled device." Further on you call this a "buried-channel, 128-bit CCD."

However, your inference that the Philips device was a p-channel buried-channel CCD is incorrect. It is an n-channel peristaltic charge-coupled device. This PCCD differs from buried-channel CCDs and from other types of charge-transfer devices in that it operates in a twin-channel mode. It is that operation that gives the PCCD performance superior to other charge-coupled types: larger dynamic range and higher transfer speed in combination with high transfer efficiency.

Leonard Esser
Philips Research Laboratories
Eindhoven, The Netherlands

Don't forget OCLII

To the Editor: It was with interest that I read your Nov. 11 article, "Companies look for ways to raise solar-cell output," [p. 91]. Notably missing from your list was the Photoelectronics division of Optical Coating Laboratory Inc., with manufacturing facilities in the City of Industry, Calif.

Formerly known as Centralab Semiconductor, this organization has more than 20 years' experience in producing silicon solar cells. During this period, more than 10 million solar cells have been produced for both space and terrestrial applications.

Walter J. Lekki
Optical Coating Laboratory Inc.
Santa Rosa, Calif.

Correction

It's going to be a big bubble-memory data recorder that NASA is testing for space use [Jan. 6, p. 31], but not quite as big as the headline and first paragraph of our story said. For 102.4 billion bits, please read 102.4 million bits. Other references to memory size in the story are correct as they are printed.

Chip City.

Engineers whose job descriptions include designing far-out hybrid circuits are invited to shop at PMI's Chip City.

We've got lots of chips for you, and will gladly sell you any quantity, large or small. Op amps. DACs. Comparators. References, including our new REF-01 (+10V) and REF-02 (+5V) chips. All triple passivated, all 100% visually inspected, all 100% electrically tested to guaranteed limits. Obviously, we can't test for temperature drift (since the chips aren't packaged), but we can assure you they will all operate over the full MIL temp range.


FREE CATALOG

We've just put the finishing touches on a catalog listing all the chips we sell. It will be a useful reference and will give you the specs you'd expect to see for packaged IC's. Write, wire or phone for your copy. It's free.


Precision Monolithics Incorporated
1500 Space Park Drive,
Santa Clara, CA 95050
(408) 246-9222. TWX 910-338-0528.



Circle 7 on reader service card



Break your analyzer bottleneck



Today's best may be second-best tomorrow! If you're pushing the state-of-the-art and need the latest in speed, range and accuracy call the "Instrument Professionals". We can deliver the best available and replace it immediately when a better one comes along.

Write or call for data on our other specialties: Instrument Leasing • Computer Peripherals • Equipment Sales • Instrument Service.

Call  Get our FREE Catalog

Continental Rentals

Div. Continental Leasing Co., Inc.
175 Middlesex Turnpike, Bedford, MA, 01730 (617) 275-0850

Metuchen, NJ (201) 549-8500;
Gaithersburg, MD (301) 948-4310; TX (214) 357-1779; Elk Grove, IL (312) 439-4700; Costa Mesa, CA (714) 540-6566; Santa Clara, CA (408) 735-8300; Los Angeles, CA (213) 477-7521

News update

■ The Army perceives a "critical need" for tactical artillery-locating radars, so the Electronics Command is going to skip the engineering development stage of its new AN/TPQ-37 radar system. In going right from competitive prototype to limited production, the command, at Fort Monmouth, N.J., has authorized production of 32 and given Hughes Aircraft Co. a contract for \$27 million to further refine and make 10. They will be delivered in July 1978; the remaining 22 will be delivered later.

Hughes' Ground Systems group in Fullerton, Calif., and Sperry Rand Corp.'s Sperry division in Great Neck, N.Y., received about \$12 million apiece to make one test model and support software [*Electronics*, Oct. 30, 1975, p. 71]. Hughes won the shoot-off to develop and produce the TPQ-37. In tests at Fort Sill, Okla., the radar "successfully demonstrated all major performance requirements, including a highly successful demonstration of its ability to work with Tacfire," the Army's new automated tactical fire-direction system, says Edward A. Miller, assistant secretary of the Army for R&D.

■ The Air Force wants to use a newly developed radar scan converter as part of the testbed for its proposed Director Fire Control System. The converter, called MDSC, for modular digital scan converter, uses a Hughes Aircraft Co. military computer. Scan converters are needed in today's aircraft because radars and electro-optical sensors must share a single TV screen in the cockpit, with the converter translating slow-scan radar signals to the fast rate of TV displays [*Electronics*, Feb. 5, 1976, p. 29]. Bidders for the Director system will be asked to use an MDSC in their test systems to be flight-tested aboard F-106A aircraft in 1978. The Air Force Avionics Laboratory at Wright-Patterson Air Force Base in Dayton, Ohio, is also pitching its MDSCs for retrofit to radars that use analog converters or direct-view storage tubes.

When you want a small package delivered fast, it's in the bag.



Delta's DASH guarantees delivery on the flight or routing you specify between all Delta cities and most cities served by other airlines through interline agreements. Packages accepted up to 50 lbs. with length plus width plus height not to exceed 90."

Call Delta for an expedited pick-up, or bring your package to Delta's passenger counter at least 30 minutes before scheduled departure time (or to the air cargo terminal at the airport 60 minutes before scheduled departure time). The package can be picked up at the DASH Claim Area next to the airport baggage claim area 30 minutes after flight arrival at destination. Or we deliver it at an additional charge. **DELTA**

Rate examples (Tax included)

Atlanta-Washington	\$21.00
Boston-Miami	26.25
Los Angeles-New Orleans	31.50
Dallas/Ft. Worth	
Los Angeles	26.25
San Francisco-Atlanta	31.50
Philadelphia-Houston	26.25
New York-Tampa	26.25
Chicago-Orlando	26.25
Detroit-Memphis	21.00

For full details, call Delta reservations.

For expedited pick-up and delivery at extra charge, call 1-800-424-1092 toll free anywhere in the Delta system. In Washington, D.C. call 466-3131.

Delta is ready when you are.

Circle 163 on reader service card



Intel delivers resident PL/M for the Intellec[®] Microcomputer Development System. Say goodbye to monthly computer bills.

Now Intel has a resident PL/M compiler available with the Intellec microcomputer development system. Resident PL/M can give you a competitive edge because it can drastically cut your software development time and help you get new products to market quicker.

Having PL/M resident on the Intellec system means the end of monthly computer time sharing bills too. And eliminates delays waiting for computer availability. It makes it easier than ever to take advantage of a high level programming language.

You can lease an Intellec system for \$610* a month with ICE-80, dual diskette drives,

CRT terminal, line printer and resident PL/M compiler.

Or if you already own an Intellec system you can add resident PL/M for \$975*. Once. Not monthly.

That gives you everything you'll need for fast, reliable programming of Intel[®] 8080 or 8085 microcomputers or our SBC-80 Single Board Computers and System 80 packaged microcomputer systems.

Under the new Intellec ISIS-II diskette operating system, PL/M provides the capability for fully modular programming. This means that programs can be developed and debugged in small, manageable modules,

and easily linked together, or linked with general purpose subroutines from a software library. And because the Intellec system supports your total development task, you save the cost and inconvenience of separate systems for hardware and software development and systems integration.

To arrange a demonstration of the Intellec system with resident PL/M contact your Intel sales office. For additional information use the reader service card or write Intel Corporation, 3065 Bowers Avenue, Santa Clara, California 95051.

intel delivers.

*Domestic U.S.A. prices only.

Circle 9 on reader service card

**Buy one
ROOM.
Get two
fasts.**

1. Fast performance.

You probably always knew
Advanced Micro Devices had 8K

and 16K ROM's. But did you know
they're the fastest in the business?

Device	Size	Supply Voltages	Worst Case Access Time (nanoseconds)	Comments
Am9214	512 x 8	+5	500	Plug in replacement for 3514
Am8308	1024 x 8	$\pm 5, +12$	450	
Am9208	1024 x 8	+5, +12	250	Plug in replacement for 8308
Am8316A	2048 x 8	+5	850	
Am9217	2048 x 8	+5	450	Plug in replacement for 8316A
Am8316E	2048 x 8	+5	450	
Am9218	2048 x 8	+5	350	Plug in replacement for 8316E.
Am9216	2048 x 8	+5, +12	300	

All Advanced Micro Devices' ROM's are available in military (-55 C° to +125°C) and commercial (0°C to +70°C) temperature range. And we only make them one way: MIL-STD-883 for free.

2. Fast delivery.

5 weeks maximum to prototype.
And we don't mean 5 weeks and
three days or 5 weeks if the
weather's good. We mean 5 weeks.

Advanced Micro Devices'
ROM's. If you want to know more,
call, write or wire. We'll get back
to you. Fast.

Advanced Micro Devices

Bipolar LSI. N-channel, silicon gate MOS. Low-power Schottky.
Multiple technologies. One product: excellence.



Advanced Micro Devices. 901 Thompson Place,
Sunnyvale, California 94086. Telephone (408) 732-2400.

Circle 269 on reader service card

The impact of memory technology

The picture that emerges when one looks at today's semiconductor memories is an image of enormous vitality and growth. Ten years ago, of course, semiconductor memory really did not exist; today, there are scores of device types available from dozens of suppliers. The worldwide market will approach \$1 billion by the end of this year. Clearly the semiconductor industry has done a phenomenal job in designing useful devices and promoting their implementation through the data processing industry.

Without in any way belittling that job, however, it should be pointed out that the role played by the major computer manufacturers has often been overlooked. Indeed, the major computer companies have had a profound impact on the architectural design and product definition of every successful memory device.

Take the 1103. Granddaddy of all semiconductor random-access memories, it is given credit for spawning today's memory industry. A joint effort between semiconductor house Intel and computer maker Honeywell produced the design, with system specialists from Honeywell playing a prominent role in determining the shape and performance of the device.

Perhaps even more important is the test and reliability information that computer manufacturers and other major users feed back to semiconductor manufacturers about the performance of their devices. Hewlett-Packard, for example, after detecting major flaws in early 4,096-bit RAM designs, worked closely with the suppliers in the first stages

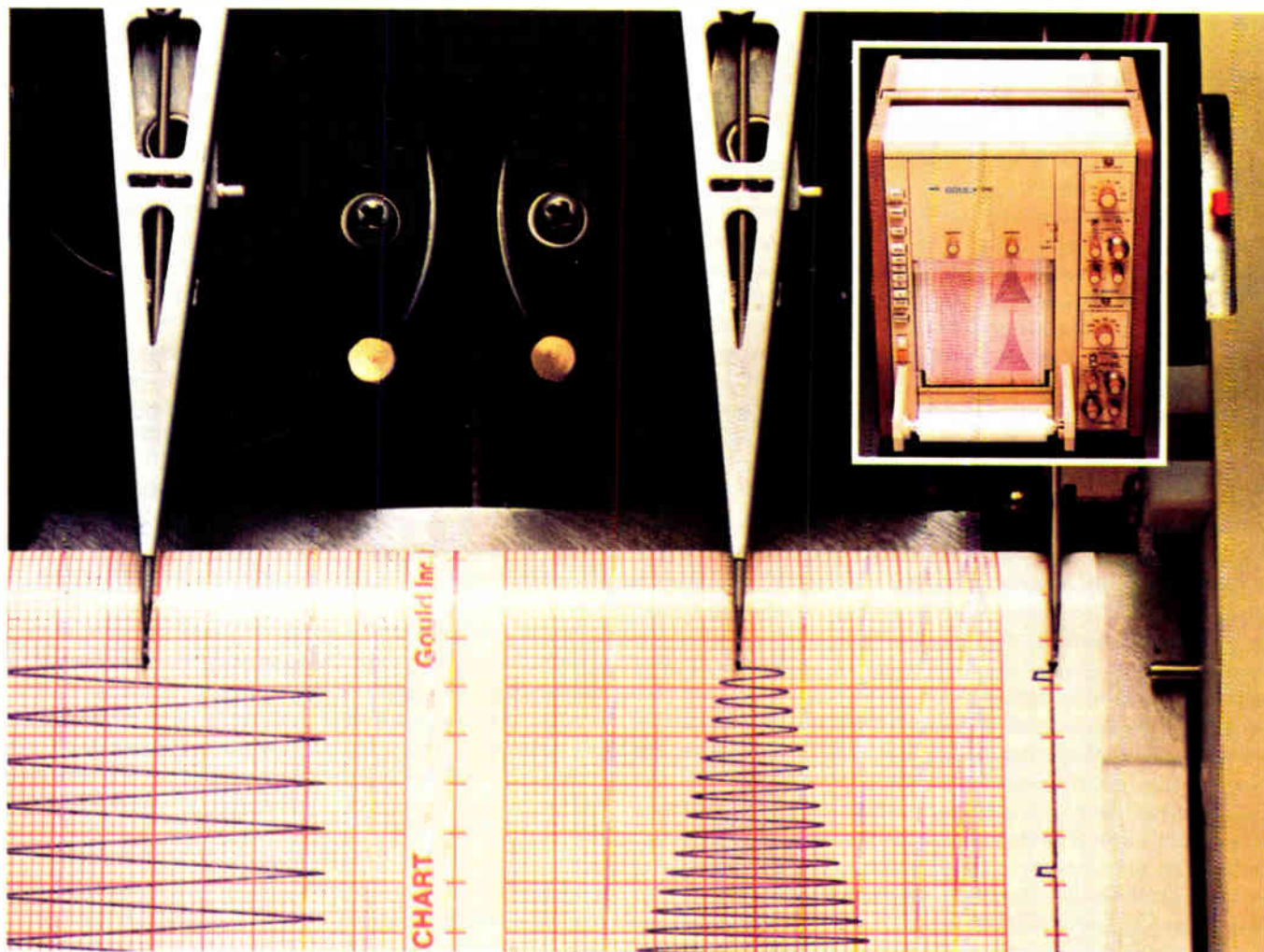
of production to eliminate the problems. In a real sense, then, the computer industry has underwritten memory component development and continues to do so.

Of course, this close association of suppliers and user is not altruistic. To remain competitive with giant computer maker IBM—which builds its own memories and shares with no one—independents of all sizes have come to rely on the semiconductor industry for their computer hardware technology. In many ways, semiconductor manufacturers operate as though they were the computer industry's in-house circuit builders.

This symbiotic relationship between component designers and equipment makers holds true elsewhere in the world, too. In Japan, for instance, the collaboration between memory designers and mainframe developers is beginning to pay off in some quite advanced devices. Given Japan's avowed goal of becoming a major force on the world's computer market, those devices and the ones to come will be the levers that just might open wide the market doors.

One thing is certain, though. While semiconductor houses and computer makers, for their separate reasons, must work together, the result of their cooperation is a truly awesome digital technology that is already vastly changing the designs of equipment—from television sets to cars, from medical gear to industrial hardware—outside the traditional data-processing industry. That extension of electronics into nontraditional markets is far and away the most significant impact of that technology.

Trace quality. GOULD/Brush Recorders have it.



Regardless of pen velocity.

The exclusive GOULD pressurized fluid writing system assures you constant width traces regardless of pen velocity. The ink is injected into the paper and is wiped dry instantly by the high pen pressure seal. In combination

with GOULD low cost chart paper, your traces are permanent. They won't fade or deteriorate as do other writing methods.

An event that may only occur once demands the highest trace quality you can buy . . . GOULD.


For more information write Gould Inc., Instrument Systems Division, 3631 Perkins Ave., Cleveland, Ohio 44114. Or Gould Allco S.A., 57 rue St. Sauveur, 91160 Ballainvilliers, France.

For brochure, call Gould toll-free at (800) 325-6400, Ext. 77.
In Missouri: (800) 342-6600

 **GOULD**
The product development company



subminiature EMI filters excel in IR@125°C



Astute users and specifiers of EMI Filters know that insulation resistance at high ambient temperatures is one of the most significant indicators of the quality and life expectancy of this type of component.

By utilizing Monolithic[®] ceramic layer-built construction in the capacitor elements of Sprague Subminiature EMI Filters, insulation resistance at 125°C is substantially improved.

Industry Standard (at 125°C)	Sprague Standard (at 125°C)
5-50 megohms	50-500 megohms

- **JX2000 SERIES**
Up to 15 amperes and 200 VDC @ 125°C
- **JX3000 SERIES**
Up to 15 amperes @ 125 VAC/400 Hz/125°C
- **M15733/23 QUALIFIED**
- **M15733/26 QUALIFIED**

For complete information on Sprague EMI Filters, write for Engineering Bulletin Series 8132 to: Technical Literature Service, Sprague Electric Company, 35 Marshall Street, North Adams, Mass. 01247.

4SF 6141

People

Siemens' Gelder finds high quality sells well

"Find a niche in the market, and make a name for yourself by filling it with high-quality products." Though more easily said than done, this is the policy that Siemens AG has been following on the American market, says Erich Gelder, the newly appointed director of components sales for West Germany's giant manufacturer.

So far the strategy is paying off. In its fiscal year ending Sept. 30, Siemens sold about \$30 million worth of components in the U.S. Its pot-shaped ferrite cores for coils, according to Gelder, have cornered about 30% of the U.S. market. For television and fm-radio tuning diodes its share is a full one third. The Munich-based firm is also doing "substantial business" in the U.S. with tantalum capacitors and zener diodes produced at its Scottsdale, Ariz., facilities.

Realist that he is, the 41-year-old Gelder has no illusions about how far his Components division, with \$600 million in sales worldwide, can go on the American market. "Trying to sell components in which U.S. firms have a clear technological edge just wouldn't make sense," he says. That's why \$8.8 billion Siemens has no plans to produce or sell in the U.S. devices like digital integrated circuits, let alone LSI products.

As for the European market, where Siemens does about 80% of its components business, Gelder aims to boost sales by following what he calls a "strategy of strength in specific fields." This entails concentrating on areas like optoelectronics, TV tuner elements, linear ICs, thyristors, and capacitors.

The gracious and amiable Gelder exhibits a rare combination of technical knowledge—he has written a number of text books on semiconductors—and savvy in spotting market opportunities, according to company sources. A graduate of the engineering school in Linz, Austria, Gelder came to West Germany in 1955, when he joined Siemens.



Possibility. Linear consumer ICs are high on Erich Gelder's sales list for the U.S.

Gelder believes that "although tough, the U.S. market offers much room for expanding sales of special items." One such item is film capacitors for which his company has developed a low-cost manufacturing process. There are also opportunities, he says, in linear ICs for consumer applications and in special military components. A 38-gigahertz traveling-wave tube for the U.S. Air Force and U.S. Navy was recently developed under contract to Raytheon [see p. 36].

Pertec's Lay hopes to grow with distributed processing

The market for distributed data processing hardware will zoom in 1977, says B. Allen Lay, senior vice president of Pertec Computer Corp. "We'll see a dramatic increase, with many contracts for systems ranging from 10 to 50 terminal sites," he predicts.

Recently appointed to the post of general manager of Pertec's Business Systems division in Santa Ana, Calif., Lay cites two factors coming into play: "The cost of intelligence in network peripherals is down because microprocessors are so much cheaper, and both users and suppliers have learned to work with what is still a fairly new concept."

Until now, he points out, potential users have only been talking about needs, but committing themselves no

The Ansley "D" Connector...



Our new series of male and female "D" connectors offer you a cost effective external mass termination cable and connector system second to none. Its uniqueness begins with a one-piece "D" connector package that meets industry standards for size, pin spacing, and contact reliability. With no loose parts to match up, positive cable-to-contact alignment is assured. Conductors are mass terminated in seconds with our standard BLUE MACS™ hand or bench tools. The results? Faster installation, higher reliability.

Contact pins are spaced on .0545" centers — a perfect fit for any standard inter-cabinet "D" type connector application. Our new "D" connectors are designed to mate with standard .050" pitch flat cable as well as our new, improved jacketed cable — the only flexible flat cable engineered specifically for out-of-cabinet use.



a new meaning to cost effectiveness.



The Ansley BLUE MACS™ jacketed cable is U.L. listed for external interconnection of electronic equipment. Electrically, it outperforms standard jacketed twisted pairs in typical I/O applications. And there's no special zipper lock tubing required — reducing the need for an extra cable accessory. Installation is faster, easier. And like all Ansley connectors, you can daisy chain our "D" types anywhere in the cable — along with our DIP socket, card edge, or pc board connectors.

Cable alignment and high contact reliability is assured — because both cable and connector are grooved for absolute alignment. Our patented TULIPT™ 4-point insulation-displacing contacts are permanently fixed and sealed-in to provide a reliable, gas-tight, corrosion-free mass termination.

For the full reliability/cost effectiveness story and technical data, call or write:

T&B / Ansley


The mass termination company.

T&B/Ansley Corporation • Subsidiary
of Thomas & Betts Corporation
3208 Humboldt St. • Los Angeles, CA
90031 • Tel. (213) 223-2331 •
TWX 910-321-3938


Available through authorized
Ansley distributors

In Canada: T&B/Ansley, Ltd.
700 Thomas Ave.,
Industrial Park
Iberville, P.Q.

Circle 15 on reader service card



IC's
require
small
C's



WIMA FKS 3

1000 pF up to 0.047 μ F

WIMA FKC 3

100 pF and up

WIMA MKS 3

Up to 0.47 μ F

WIMA FKS 2 min

P.C.M. 5 mm
1000 pF to 0.047 μ F

Cast-moulded capacitors

are an excellent aid in designing your IC-equipped printed boards. Use the new plug-in WIMA® capacitors which are smaller and have regular dimensions.

Write for our new catalogue.



WILHELM WESTERMANN

Spezialvertrieb Elektronischer Bauelemente
D-68 Mannheim 1
Fed. Rep. of Germany
Augusta-Anlage 56
P. O. Box 2345
Tel.: (0621) 40 80 12

People



Opportunity. The competition for B. Allen Lay won't be head-on with the giants.

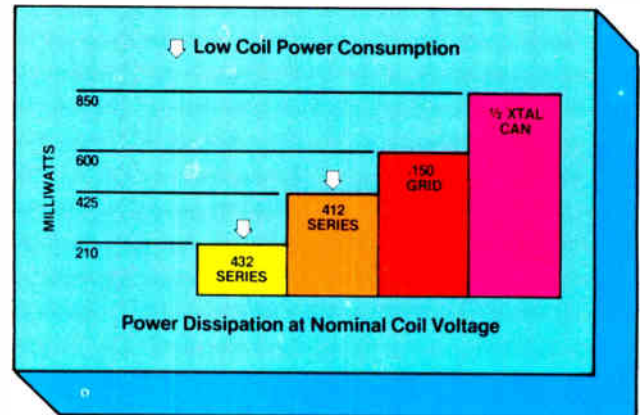
further, while equipment makers have pushed to come up with simple-to-use systems having the right software. Pertec is among the companies trying for the winning formula: its new XL-40 clustered terminal data-entry system is aimed squarely at distributed processing. Built around a stand-alone unit, it offers several interactive display terminal and keyboard configurations for a variety of processing tasks.

At Pertec, Lay is known as an especially hard-working executive, who routinely spends 12 to 16 hours a day on the job. For the past year his assignment was to oversee the acquisition of Computer Machinery Corp. [*Electronics*, Feb. 19, 1976, p. 14] and to integrate it into the company. Lay accomplished this nearly six months ahead of schedule and was rewarded with a promotion to head up the \$50 million Business Systems division.

Overshadowing. The prospective growth rate for distributed processing excites Lay who sees it "dramatically overshadowing the computer industry as a whole for the next few years." This represents a nice opportunity for relatively small firms to compete "without running head-on against the giants" because, as he points out, rigid product line definitions have not yet developed. "It's really a brand new market where we're not faced with replacing main frame computers, but rather providing an added capability to a user."

TO-5 RELAY UPDATE:


Solve your energy crisis with TO-5 relays



Subminiaturization and pc board compatibility — two obvious advantages of Teledyne TO-5 relays. But there's another outstanding advantage: low coil power consumption. This feature is best illustrated in the above graph which shows our TO-5 relay power savings compared to other miniature relays. The Teledyne 412 Series dissipates about 30% less power than the .150" grid relay, and 50% less than the 1/2 crystal can. Our sensitive 432 Series is 65% less than the .150" grid. And 75% less than the 1/2 crystal can.

This means you can save over 6 watts in a typical system using, let's say, ten TO-5 relays. In the end, you gain significant advantages in terms of thermal and power supply considerations that can help prevent an "energy crisis" in your system.

Our complete line of TO-5 relays includes military and commercial/industrial types, with virtually all military versions qualified to established reliability MIL specs. For complete data, contact Teledyne Relays — the people who pioneered the TO-5 relay.




- **Hybrid "T" Series**
SPDT & DPDT types with internal transistor driver and suppression diode
- **"D" and "DD" Series**
Military and commercial/industrial versions with internal suppression and steering diodes
- **Maglatch Series**
SPDT, DPDT, and 4PST magnetic latching types
- **Centigrad® Series**
World's smallest relay — only .225" (5.72mm) high x .370" (9.40mm) square
- **Hi-Rel Series**
Screened versions for space flight applications (NASA qualified)
- **High Environment Series**
Hi-temperature, Hi-shock, and Hi-vibration types

 **TELEDYNE RELAYS**

3155 West El Segundo Boulevard, Hawthorne, California 90250
Telephone (213) 973-4545

Our beauty is skin deep. And then some.



For beautifully efficient use of office space, you can get this Optima desk with bays for instruments, general storage or a combination of both. Cabling from instruments on top are unobtrusively routed into the pedestal. With cantilever construction, chrome legs and rounded top edge, it's the most beautiful desk yet designed for your equipment.

Send for our catalog.

We make you look better

OPTIMA[®]
Scientific-Atlanta

2166 Mountain Industrial Blvd., Tucker, Ga. 30084 • Tel: (404) 939-6340
Europe: Macmerry, East Lothian, Scotland EH33 1EX

Circle 18 on reader service card

CAREER OPPORTUNITIES

Usually the best opportunity to grow in your field lies within your present company. You have made an investment in them. They have an investment in you.

But occasionally the best opportunity lies somewhere else. No one can decide but you.

Companies looking for good people run their recruitment ads in our Classified Section in the back of this magazine. Perhaps you'll find an opportunity there that's worth following up.

Meetings

Wincon—Aerospace and Electronic Systems Winter Convention, IEEE, Sheraton-Universal Hotel, N. Hollywood, Calif., Feb. 7-9.

PC-77—Personal Communications Two-Way Radio Show, EIA, Las Vegas Convention Center, Las Vegas, Feb. 15-17.

ISSCC—International Solid State Circuits Conference, IEEE, Sheraton Hotel, Philadelphia, Feb. 16-18.

Optical Fiber Transmission Conference, IEEE, Williamsburg Lodge, Williamsburg, Va., Feb. 22-24.

Comcon Spring, IEEE, Jack Tar Hotel, San Francisco, Feb. 28-March 3.

1977 SAE International Automotive Engineering Congress and Exposition, Society of Automotive Engineers, Cobo Hall, Detroit, Feb. 28-March 4.

Nepcon '77 West—National Electronic Packaging and Production Conference, Industrial and Scientific Conference Management Inc. (Chicago), Anaheim Convention Center, Anaheim, Calif., March 1-3.

First Annual Joint Symposium on Ultrasound in Medicine, Ultrasonic Industry Association Inc. (New Rochelle, N.Y.) Hyatt-Regency Hotel, San Francisco, March 14.

Fourth Energy Technology Conference and Exposition, Government Institutes Inc. (Washington, D.C.), Sheraton-Park Hotel, Washington, D.C., March 14-16.

Symposium on Numerical and Asymptotic Techniques for Electromagnetics and Antennas, University of Arizona, Tucson, March 14-18.

Tenth Annual Simulation Symposium, IEEE, ACM, et al., Tampa, Fla., March 16-18.

Southwest Printed Circuits and Microelectronics Exposition '77, Indus-


DARLINGTON

POWER TRANSISTORS

The Designer's Choice from General Electric


NPN — HIGH GAIN — ½ AMPERE

GE TYPE	P_T $T_C = 25^\circ\text{C}$ Max. (W)	V_{CE0} Min. (V)	h_{FE} @ 5V, 200 mA		COMMENTS
			MIN.	MAX.	
D40C1	6.25	30	10,000	60,000	<ul style="list-style-type: none"> • Very High Gain — 60k typical; High input impedance — 50k ohm typ; 1.2 watts P_T @ 25°C ambient. • Applications: IC Interface audio output, touch switch, oscillator, buffer, high power transistor driver, relay replacement.
D40C2	6.25	30	40,000	—	
D40C3	6.25	30	90,000	—	
D40C4	6.25	40	10,000	60,000	
D40C5	6.25	40	40,000	—	
D40C7	6.25	50	10,000	60,000	
D40C8	6.25	50	40,000	—	




COMPLEMENTARY — 2 AMPERES

GE TYPE		P_T $T_C = 25^\circ\text{C}$ Max. (W)	V_{CE0} Min. (V)	h_{FE} @ 5V, 200 mA		COMMENTS
NPN	PNP			MIN.	MAX.	
D40K1	—	10	30	10,000	Typical Applications: <ul style="list-style-type: none"> • IC Interface • Driver • Regulator • Touch Switch • Lamp Driver • Audio Output • Relay Substitute • Servo-Amplifier • TO-202 Package 	
—	D41K1	10	-30	10,000		
D40K2	—	10	50	10,000		
—	D41K2	10	-50	10,000		
—	D41K3	10	-30	10,000		
—	D41K4	10	-50	10,000		



COMPLEMENTARY — 10 AMPERES


GE TYPE		P_T $T_C = 25^\circ\text{C}$ Max. (W)	V_{CE0} Min. (V)	h_{FE} @ 5V, 5 Amps		COMMENTS
NPN	PNP			MIN.	MAX.	
D44E1	—	50	40	1000	Typical Applications: <ul style="list-style-type: none"> • IC Interface • Relay and Solenoid Driver • Regulator • Inverter Power Supply Switch • Audio Output • Relay Substitute • Oscillator • Servo-Amplifier • TO-220AB Package 	
—	D45E1	50	-40	1000		
D44E2	—	50	60	1000		
—	D45E2	50	-60	1000		
D44E3	—	50	80	1000		
—	D45E3	50	-80	1000		



We'd like to show you our DARLINGTON POWER TRANSISTORS; for free sample, identify GE type and write on company letterhead to: General Electric Company, Semiconductor Products Dept., Electronics Park, 7-49, Syracuse, New York 13201.



The
CROWN
M-600
 will drive
 shake tables,
 speaker coils,
 sonar
 transducers
 or servo motors.



The Crown M-600 Amplifier is good at driving transducers, no matter what they're used for.

It's immune to damage from shorted, open or mismatched loads.

It operates continuously at full rated power.

It will give you up to 78 volts RMS. It will give you up to 1000 watts into 4 ohms, DC to 15 KHz. It works into any impedance. Compare the M-600 to any other amp in its frequency range, no matter what it's used for.

We're especially interested in helping you answer any application questions you might foresee for the M-600. Tell us your problem. We may already know a solution.



1718 W. Mishawaka Road, Elkhart, Indiana 46514
219/294-5571

Meetings

trial and Scientific Conference Management Inc. (Chicago), Market Hall, Dallas, March 16-17.

Vehicular Technology Conference, IEEE, Orlando Hyatt House Hotel, Orlando, Fla., March 16-18.

IECI '77: Industrial Applications of Microprocessors, IEEE, Sheraton Hotel, Philadelphia, March 21-23

Fourth Annual Computer Architecture Symposium, IEEE, Sheraton Silver Spring Motor Inn, Silver Spring, Md., March 23-25.

Data Processing Technology: 1977-1981, American Institute of Industrial Engineers (Santa Monica, Calif.), Americana Hotel, New York, March 23-25.

Data Communications Interface '77, Datamation magazine *et al.*, Georgia World Congress Center, Atlanta, March 28-30.

1977 International Semiconductor Power Converter Conference, IEEE, Walt Disney Contemporary Hotel, Orlando, Fla., March 28-31.

Tenth Annual Scanning Electron Microscopy Symposium, IIT Research Institute (Chicago), McCormick Inn, Chicago, March 29-30.

Salon International Des Composants Electroniques, Porte de Versailles, Paris, France, March 31-April 6.


SVJAZ-77 International Telecommunications Exhibition, USSR Chamber of Commerce and Industry (U.S. contact: OK Machine and Tool Corp., Bronx, N.Y.), Sokolniki Park, Moscow, USSR, April 5-15.

Microcomputer '77 Conference and Exposition, IEEE, Lincoln Plaza Forum, Oklahoma City, Okla., April 6-8.


Fifteenth Annual International Reliability Physics Symposium, IEEE, Caesars Palace, Las Vegas, April 12-14.

What You Need Is What You Get.

Ramtek's new RM9000 modular graphics and imagery system gives you expandability, economy and flexibility.



Process Control: Water facilities plant.



Imaging: Viking I Orbiter.

Select The Performance You Need.

The RM9000's total modularity lets you select the exact performance you need to fill your particular application. You pay only for the performance you need. Nothing more. And that's like money in the bank.

Add On As You Have To.

As your needs change and grow, the RM9000's capability will grow right along with them. A comprehensive list of options such as expansion from black and white to grey scale or color—even a complete range of interactive peripherals and additional independent channels.

Microprocessor-Controlled Raster Scan.

The RM9000 is the first raster scan graphics and imagery system to be totally microprocessor

controlled. That means you can implement a higher-order user language to minimize programming costs without a sacrifice in system throughput.

Functional. Reliable. Maintainable.

High reliability is the direct result of intensive testing of components and systems prior to shipment. Solid state components and printed circuit construction are used exclusively. Result? No special preventive maintenance measures are required. In fact, the RM9000 can be pre-programmed with self-diagnostic capability.

You Need To Know More.

To fully appreciate the RM9000's capability, you need more details. Call or write Ramtek Corporation, 585 N. Mary Ave., Sunnyvale, CA 94086. (408) 735-8400.

ramtek
Our Experience Shows

Here's what Mostek's 16K RAM

Technology: At 122×227 mils, the 4116 (with POLY II™ processing) has the smallest chip area in the industry—22%<Intel, 50%<TI.


Speed: Mostek's 4116P-2 is the industry's highest performer at 150 ns access and 375 ns cycle time. The 4116P-3 has 200 ns access and 375 ns cycle time.

System Speed: Schottky-TTL compatibility for truly high performance systems.

Power: Max power ratings are 462 mW active and 20 mW standby.

System Reliability: Mostek memories are recognized as the quality standard throughout the industry.

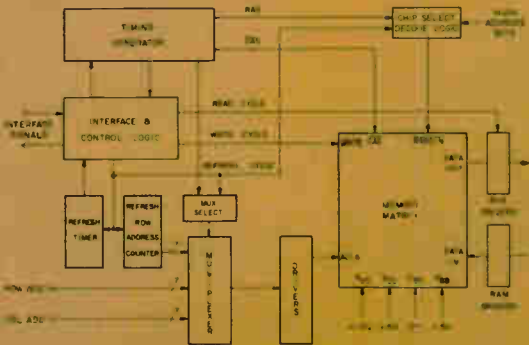
System Margins: Easy to use with $\pm 10\%$ tolerance on all power supplies (+12, $\pm 5V$). A Mostek exclusive.



can do for your system.

Unlatched outputs for system flexibility.

The system implications of a product as advanced as the 16K RAM are significant. There are factors beyond the usual performance characteristics that will determine the efficiency and versatility of your system. Factors such as latched versus unlatched outputs. Mostek offers unlatched outputs for one reason—increased system flexibility.



Common I/O operation. If all write operations are executed in the "early write" mode, then D_{IN} can be connected directly to D_{OUT} for a common I/O data bus.

Full control of D_{OUT} . Mostek's approach means that D_{OUT} remains valid throughout the entire cycle—until the Column Address Strobe (\overline{CAS}) is taken to the inactive state. Also, with unlatched outputs the $\overline{RAS}/\overline{CAS}$ clock timing relationship is much more flexible.



Two methods of chip select. Since D_{OUT} is not latched, \overline{CAS} is not required to turn off the outputs of unselected memory devices in a matrix. This means that both \overline{CAS} and \overline{RAS} can be decoded—allowing a two dimensional (X,Y) chip select array.

Extended page boundary. During page mode operation, Mostek's 4116 performs successive memory cycles at multiple column locations of the same row address. By decoding \overline{CAS} as a page cycle select signal, the page boundary can be extended beyond the 128 column locations in a single chip.

Greater multiplexing margins with Mostek's 4116.

Another system benefit realized from Mostek's 4116 is the wide timing window allowed for multiplexing. This means that your system can operate at its full performance rating. With no timing loss.

The maximum \overline{RAS} to \overline{CAS} delay available for Mostek's 4116 is a full 50 ns for the 4116P-3 and 40 ns for the 4116P-2.

Mostek's 16K RAM is on the board.

The 4116 is in volume production and on distributor's shelves now—ready to be designed into your memory system. In addition, alternate sources are lining up behind Mostek's 4116. Eleven of the manufacturers planning to build 16K RAMs are designing for pin compatibility as well as functional compatibility with Mostek.

Our data sheet discusses all of the system advantages of the 4116—including operating flexibility and the advantages of page mode. Write for one today.

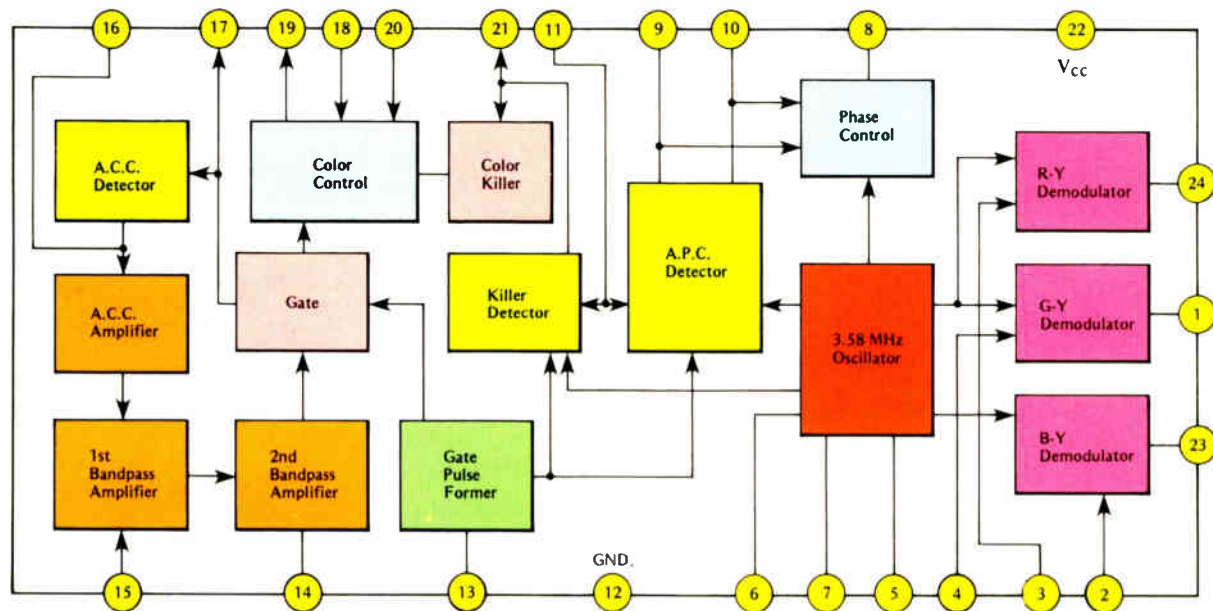
MOSTEK

1215 West Crosby Road
Carrollton, Texas 75006
(214) 242-0444

In Europe, contact:
MOSTEK GmbH
Telephone: (0711) 70196

MOSTEK ASIA
Telex 8514 8MKA HX

NOW: 1 TV SET = 1 CHROMA CHIP.



We're shipping what others are still developing.

Here's true high technology—you cut component count, assembly time, design time. And get every color processing function except video power output from one MSI device, the μ PC580C. While most other sources are still perfecting two-IC chroma, NEC's single-chip, plastic, 24-pin DIP is already user-proven in NTSC color TV. And being shipped in volume to TV manufacturers world wide.

In one chip, you get all these: ACC level and color killer setting automatically performed, eliminating variable resistors. Plus a triaxial color demodulator that lets you set the external axis. And, NEC gets rid of the tuning coils for you.

And more: The DC control system for color adjustment not only eases wiring, but greatly improves anti-interference characteristics. You get it all—ACC bandpass and color burst amps, color killer, phase-locked subcarrier regeneration, triaxial chroma demodulator, gating, detector, oscillators—everything but video output power stages. Ahead of its time? No way. You're ready, and so are we, with product in volume, high volume, and of super high quality.

The μ PC580C is just one sample of NEC's high technology, quality, and deliverability across the entire semiconductor spectrum. For more information, contact us.

This is what we're doing for TV. NOW: what can we do for you? With 60,000 employees, our 78-year old firm is shipping world-wide, high volumes of such products as:

ECL	TTL	MOS
Linear	Zeners	Discretes
Diodes	Rectifiers	Thyristors
Optoelectronics	Power transistors	

Quality? QUALITY! NEC's QC is the best in the world. Has to be, for us to have gained the customer confidence that's made us a major world source of semiconductors.

How can we help you? What do you need in semiconductors? Send a letter or give us a call about your needs. We could have some exciting answers for you. NEC America, Inc., Electron Devices Division, 3070 Lawrence Expy., Santa Clara, CA 95051, (408) 738-2180. We have representatives in major U.S. cities.

NEC
NEC America, Inc.

Bell to evaluate fiber-optic link this year in Chicago

The nation's two largest telephone companies are racing to evaluate fiber-optic communications systems in an operating environment [*Electronics*, July 22, 1976, p. 43]. John deButts, chairman of American Telephone & Telegraph Co., has announced that a one-and-a-half-mile system carrying voice, data, and video signals **will begin tests in Chicago by midyear**. General Telephone & Electronics says it will start evaluating a system carrying voice traffic next summer in southern California (see p. 36).

Bell Laboratories and AT&T, in cooperation with Illinois Bell and Western Electric Co., will test two underground repeaterless sections. One half-mile section will connect an office building in Chicago's Loop with an Illinois Bell central office; a one-mile section will connect this central office with another. A single Western Electric 24-fiber optical cable 1/2 inch in diameter will be installed in standard telephone company ducts and manholes. A single pair of fibers will carry 576 simultaneous conversations or an equivalent mix of voice and data signals. Separate fiber pairs will carry Picturephone Meeting Service video signals. Light sources will be solid-state lasers and light-emitting diodes. The system evaluation should be completed next year.

RCA to sell portions of its Canadian business

RCA Corp. will cease **direct Canadian manufacturing and marketing of aerospace/communications equipment**. It is selling its facilities to Spar Aerospace Products Ltd. of Toronto for an undisclosed cash amount. Under an agreement to be signed Feb. 11, Spar will acquire the assets and assume the liabilities of the aerospace, government systems, and communications subdivisions of RCA (Canada) Ltd.'s Government and Commercial Systems division.

Spar is getting a business that specializes in the design and manufacture of spacecraft transponders, antennas and satellite earth stations, and other communications equipment such as terrestrial microwave systems. It will receive technical assistance from RCA's Astro-Electronics division in Princeton, N.J., and will lease space from RCA Ltd.

An RCA Corp. spokesman would not comment on the reasons for the sale of these businesses, **which provided \$17 million in revenues last year**. The proposed sale is looked upon as part of a continuing program by RCA's new president and chief executive, Edgar H. Griffiths, to divest the company of electronics operations that are unprofitable or, as appears to be the case in this instance, only marginally profitable.

DOD speed-up seen on new F-15 missile . . .

One of Harold Brown's first program decisions as Secretary of Defense will be to decide **if the Pentagon should accelerate development of a new air-to-air missile** for the Air Force F-15 fighter. The new all-weather, radar-guided missile—already being designed under competitive contracts by General Dynamics Corp., Hughes Aircraft Co., and Northrop Corp.—would replace Raytheon Co.'s troubled AIM-7 Sparrow as the principal weapon of the new McDonnell Douglas fighter for the 1980s.

However, a Raytheon spokesman contends that the Sparrow is not in jeopardy. He says that both Raytheon and General Dynamics have contracts to come up with an advanced monopulse radar seeker for the missile. Also, outgoing Defense Secretary Rumsfeld recently told Congress that a follow-on wouldn't be ready until at least 1985.

. . . stopgap role weighed for U.K.'s Skyflash

It will be at least five years, though, before production can start on a new missile to succeed Sparrow—which reportedly lacks a multi-frequency radar target seeker and is thus susceptible to jamming—and Secretary Brown will be asked to **consider buying Britain's Skyflash missile to fill the gap**. However, Hughes denies reports that it proposes to modify the F-15's avionics to accommodate the Hawker Siddeley missile. But Raytheon might yet save its Sparrow business, say government sources, if it can modify its missile to accept the Skyflash seeker subsystem developed by Marconi Defense & Space Systems. Since Raytheon holds the U.S. license for production of the Marconi hardware and also serves as technical assistance subcontractor for Skyflash, that option is getting serious Pentagon consideration.

25,000 computers to be bought for home in '77

A substantial market that has developed in home and personal computers has a rosy growth potential, according to a study just completed by Venture Development Corp., a Wellesley, Mass., consulting firm. The \$950 study, entitled "The Home Computer," **shows that nearly 25,000 computers will be purchased for home use this year**, and almost 23% of them will come from non-hobby companies such as Intel, National Semiconductor, TI, Intersil, and MOS Technology. Computer hobbyist shops will account for more than 60% of 1977 sales, and the market growth is forecast by Venture Development at an annual average rate of 32.7% from 1976 to 1981.

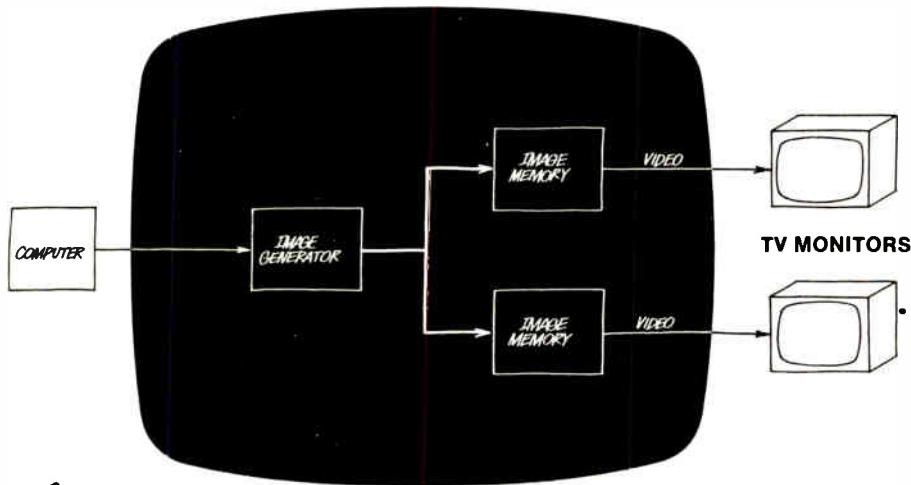
Demand for LCDs may push firm out of LED business

The demand for liquid-crystal displays may cause at least one company to quit the light-emitting-diode business. But it could take another 11 months for Integrated Display Systems Inc., the Montgomeryville, Pa., subsidiary of Solid State Scientific Inc. to make the move. Liquid-crystal production took about 10% of the firm's capacity in 1976, with the rest devoted to LED displays. Both types go into the cased and uncased modules supplied to several watch companies. But the LCD demand has been so great that Integrated Displays **doubled its capacity last year and will quadruple it this year**. It may begin offering these displays to outside watch/module manufacturers, says president Tom Saldi. "By the end of this year, we may be out of the LED display business," he says. "Our requirements for LCDs are so high—at least 10 times what they were in 1976—that we'll be concentrating on them."

Addenda

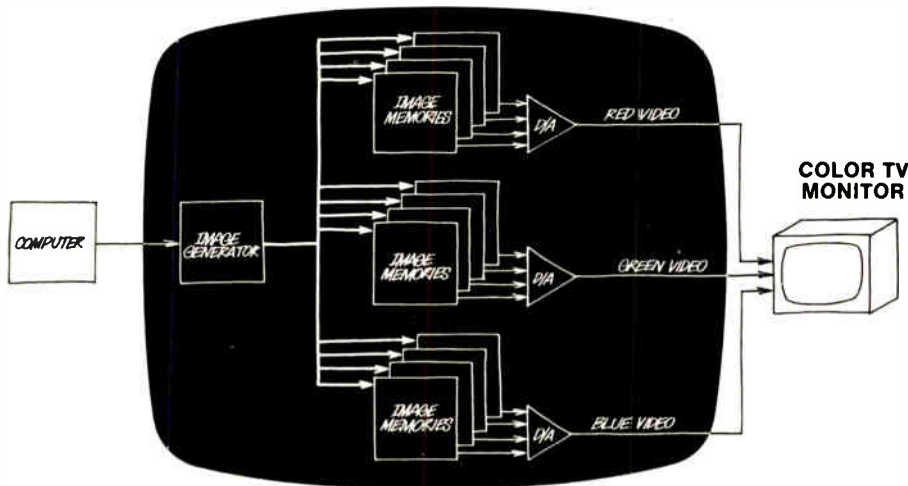
Nippon Electric Co. Ltd. plans to start a manufacturing facility in the U.S. The giant Japanese company, which specializes in telephone equipment, **is ready also to introduce a new all-electronic PBX system**. The NEAX-12, it is expandable in four-line increments from 24 to 120 lines and is microprocessor-controlled. . . . Following the success of its LM117, a 1.5-ampere, three-terminal adjustable positive voltage regulator, National Semiconductor Corp. soon will begin production of **an even more powerful version**. Called the LM150, it can handle more than 3 amperes over a 1.2-to-35-volt range. Also in the works are negative versions of both the LM117 and the LM150.

You've seen display systems like these... but not at these prices!



2 channel B/W: \$5,700

*ISA
BOOTH 407*



12 channel, 16 shades in each of 3 colors: \$9,450

How about RGB color with half intensity blink, or high resolution B/W graphics, for only \$6,450?

These aren't stripped down either. They're complete operating systems with a standard interface, and quantity discounts are available.

Those are just a few examples of how we've changed the graphic television display market. All of our systems work with stan-

dard TV monitors, and have these standard features:

- 3.0 μ sec access to any point on the screen
- Hardware character generator with four character sizes
- Hardware vector generator
- Up or down scroll
- Non-destructive cursor
- Automatic location update
- Resolutions of 256 x 256, 256 x 512, or 512 x 512 (higher resolutions available).
- Selective erase of any rectangular area (of any size) on the screen.

In addition, even those things that aren't standard aren't expensive. Special interfaces for most minicomputers, for example, are only \$300 extra. Other options include: memory readback, video look-up tables with readback, keyboard, manual cursor controls, and more.

So, before you make any decisions about computer imaging systems, talk to us. We give you the big picture, but not the big price. For detailed specs, and/or a quotation, call or write.

GRINNELL SYSTEMS

2986 Scott Boulevard, Santa Clara, California 95050 (408) 988-2100

MOTOROLA OMNIBUS



Rollin' along the routes to right design.

What a dummy . . .

Whoever said all solid-state varactor-tuned AM/FM receivers weren't practical?



Must have been a competitor.

Motorola's got the smarts, the reputation, the technology and—for the first time in the industry—state-of-the-art single AM varactor diodes, the MVAM115/125!

Now you can bring to reality all those long-awaited, all-solid-state AM/FM receivers with the '115/125 plus our already existing FM varactors.

The '115/125 can be ordered in matched sets ($\pm 1.5\%$ or 1 pF, whichever is greater) over the entire tuning range allowing flexibility for optimum circuit layout and performance.

The MVAM115 features 1- to 15-V tuning range, the '125 at 1- to 25-V range. Both offer state-of-the-art minimum capacitance ratio of 15 and 500 pF typical capacitance at 1 V.

More Motorola smarts include ion implant, ensuring guaranteed matching over the entire C-V curve and the most intelligent move of all—low price. Just \$1.00 for the '115 and \$1.10 for the '125, 100-up.

Get educated on the MVAM115/125. Send for data, design 'em in and then watch what people say about you.

What a genius!

MOSFET, JFET,

Motorola's got the most in FETs and here are 3 more series . . .

. . . just to prove the point. We didn't even have to come up with the 3N211, 12, 13 or the U308, 9, 10 or the J308, 9, 10 to prove the point. No, indeed.

While others lay claim to only one or two FET technologies, Motorola has four: JFETs, single-gate MOSFETs, dual-gate MOSFETs and DMOSFETs. Most are offered in plastic or metal packaging. For use in *all kinds* of industries, like communications and consumer and industrial.

The 3N211 series is a prime example of turning technology into household words in the consumer/communications field. That means popular performance at popular prices, friends.

This is a high-performance series for VHF/IF amplifiers/mixers with high Y_{fs} and characterized at 45 and 200 MHz. The '211 and '213 have high power gain of 33 dB typ @ 45 MHz and the '212 offers high 25 dB typ conversion gain.

The U- and J-series are two popular JFETs offering performance through 512 MHz and rated for communication receiver design. Both furnish high gain—11 dB typ @ 450 MHz and 16 dB typ @ 100 MHz, respectively—and low noise—3 and 1.5 dB typ at their rated frequencies.

Popular 100-up pricing for these household words is like this: 85¢ and 90¢ for the 3N-types . . . \$1.35 to \$1.55 for the U-series and 45¢ to 53¢ for the J-types.

Give us your call or your order for these or any other type of FET. We'll give you back satisfaction. For sure.



Target: One bulletproof 60-W, 470-MHz RF device

The way to shoot holes in any landmobile RF transistor is to give it 100% worst-case conditions like high line at 16 V with 50% over drive into a 20:1 VSWR.

Zap most of them and you've got zip. Not so with MRF648.

This off-the-shelf 60-W unit is rugged in the full sense of the word.

Because you get a device correctly tested under real-use conditions *exactly* like the above . . . conditions fatal to less armored types.

It's all fully verified by IR scan on our QC rifle range.

The units furnish Controlled Q* technology with computer-designed, internal matching networks maximizing bandwidth and ensuring easier circuit design.

Specs include 4.8 min dB gain and 60% efficiency with series-equivalent large-signal impedance parameters.

If you want more detailed reports we'll shoot our mouth off on the data sheet.

*Trademark of Motorola Inc

Things that run long and hard . . .

Run better with 3N-Registered Bridges

You deserve a better bridge, right? You just found it.

For just two-bits† you can get a 3N-registered single-phase, full-wave bridge that withstands MIL and Motorola quality standards others surrender to unconditionally.

Like 1,000 HTRB at 600 V, 150°C ambient with no failures. Or 5,000 cycles of power cycling at 2.2 A (10% over rated current) with a ΔT_J of 100°C and no failures. Or 1,000 hours of high-temperature storage with no failures. Or solder heat, solderability and moisture resistance to MIL-S-19500/202B and /202D with no failures.

Like 1% AQL. And on. And on. And on. With no failures.

Even UL recognizes them. And you know how *they* are.

Electrically the 3N246/253 series is a 1- and 2-A, 50- to 1,000-V family with 30-A and 60-A surge capability with the 2-A units operating to +165°C T_J .

Physically, their slimline cases save much board space.

Economically, their aggressive prices will give any bridge a run for its money.

Our volume production is running long and hard to give you what you deserve in a bridge—top quality at a low price.

And you can't beat that.

†1 A, 50 V unit, 25,000-up



Switch bus routes with Schottky Three-State



Multiprocessor applications allow increased information throughput and greater flexibility than simpler MPU configurations.

With these systems, however, comes a requirement for switching bi-directional data to either of two or more ports. The MC6881/MC3449 switch performs bus routing.

A single 5-V supply is used and it's even possible to place all input/output nodes in high impedance state. Both driver and receiver are short-circuit protected.

You can visualize the unit as three single-pole, double-throw switches with center OFF positions. Thus, data can be transferred to either of two selected ports or neither of them. And the direction of data flow is selectable with a logic controlled input.

The Schottky Three-State logic implementation guarantees the OFF-state nodes will present minimal loading to respective bus lines and logic inputs will not significantly load the bus.

Use it for shared memory and data bus multiplexing, too. It's MOS- and 74LS-compatible.

All aboard with MC6881/MC3449.

Low-cost



mask-programmable 2708 alternatives.

EPROMs are the greatest when that's what you really need. We recommend our MCM68708, being introduced this month. However, lots of people are going the whole hog with EPROMs where less expensive mask programmable ROMs will do every bit as well. You needn't ever be caught in that bind again. Motorola supplies four mask programmable alternatives, two 8Ks with the 2708 pin-outs and two 16Ks with nearly identical pin-outs.

The MCM65308 is a low-cost metal gate ROM for systems that already require three power supplies, and an access time that's actually much faster than the 350 ns printed on the data sheet. The other 8K is the silicon-gate MCM68308, a depletion load, high-performance ROM requiring only a single 5-V supply.

Put 16K of ROM where only 8K fit before with the metal-gate MCM68317 for lowest cost in systems already designed for three supplies, or the silicon-gate MCM68316E for single supply, extended temperature range applications.

All four ROMs are available with fast turnaround from authorized Motorola distributors and Motorola sales offices.

In a pinch with globtops?

Don't get burned or something fiddling with those expensive, single-sourced, TO-105 and TO-106 globtops.

Get pennypinching Motorola TO-92s and squeeze out:




- Another source**—Motorola volume eliminates sole-source strangulation.
- More milliwatts**—Motorola TO-92s stretch out to 625 mW.
- Expanded reliability**—Motorola chips run cooler, Motorola TO-92s are more hermetic.
- Cost contractions**—Motorola is the plastic transistor price leader. See? . . .


Motorola drop-in	Price 100-999 ¢
MPS3563-18	18
MPS3565-18	16
MPS3566-5	18
MPS3567-5	16
MPS3568-5	19
MPS3569-5	19
MPS3638A-5	21
MPS3640-18	19
MPS3646-18	18
MPS4248-18	16
MPS4249-18	19
MPS4250-18	22
MPS4258-18	23
MPS4275-18	18
MPS4355-5	26
MPS5133-18	13
MPS5134-18	14
MPS5135-5	13
MPS5138-18	13

Motorola knows you won't take getting pinched sitting down.

(Coupon Missing?) Send inquiries to Department LDC Motorola Semiconductor P.O. Box 20912 Phoenix, AZ 85036



Strike Up A Wideband '1458!



76 trombones and one MC4558 lead the big parade to higher frequency performance in existing op amp designs!

This dual op amp plugs right into existing standard '1458 sockets with the same performance and then some: 2.5 MHz unity gain bandwidth . . . high common-mode input voltage range and the absence of latch-up . . . internal compensation . . . short-circuit protection . . . gain and phase match between amps . . . lowest power consumption—135 mW @ 125°C.

No external components are needed for frequency compensation.

Besides providing over 3 times the bandwidth of the '1458, the '4558 is characterized for operation over the full MIL temperature range, -55° to +125°C. The MC4558C will operate from 0° to +70°C.

It's also available in the 8-pin ceramic package (U suffix).

Pricing is fantastically low for this performance:

Commercial	100-up \$
MC4558CG (metal-can)	.95
MC4558CPI (mini-dip)	.80
MC4558CU (ceramic)	.90
Military	
MC4558G (metal-can)	2.20
MC4558U (mini-ceramic)	2.10

A final note. Motorola's fully orchestrated to turn out volumes . . . just give us the downbeat with an order.

ALL ABOARD!

For complete product itineraries, fill out and send to: Motorola Semiconductor, Box 20912, Phoenix, AZ 85036

Please have salesman call () _____


Name _____ Title _____

Company _____ Address _____

City _____ State _____ Zip _____

- | | |
|---|--|
| <input type="checkbox"/> MRF648 Amplifier | <input type="checkbox"/> MVAM115/125 Tuning Diodes |
| <input type="checkbox"/> 3N246/253 Bridges | <input type="checkbox"/> MC6881/3449 Bus Switch |
| <input type="checkbox"/> MC1458/4558 Op Amps | <input type="checkbox"/> 3N211/U308/J308 FETs |
| <input type="checkbox"/> MPS- Globtop Subs | <input type="checkbox"/> MCM65308/68308/68316E/65317 PROMs |
| <input type="checkbox"/> AN-766, "A Variable Frequency Control for 3Ø Induction Motors" | |

Application Note.



A new one card system (PLS-881)

Our 8080A-based PLS-881 gives you everything you need for simple dedicated control. It includes 1K bytes of RAM, sockets for 4K bytes of ROM program memory, interrupt input, crystal clock, power-on and external reset, three 8-bit output ports, and two 8-bit input ports. It costs only \$195 in 100 piece quantities.

Bite-sized 8080A systems make big boards hard to swallow.

Simple, flexible, standardized Pro-Log 8-bit microprocessor systems a best buy for OEM's.

We sell 8080A, 6800 and 9002 microprocessor cards two ways; as complete single or multicard systems, or as individual CPU and support cards so you can build a system of your own.

Our cards are all standard 4.5" by 6.5" with 56 pin edge connectors. They fit into standard card racks. To keep you from being tied to a specific semiconductor manufacturer for parts, delivery and pricing, our 8080A and 6800-based systems use only second-sourced parts.

Buy 250 of any particular card and we throw in free its manufacturing and assembly plans and non-exclusive rights to manufacture it, allowing you to build your own hardware, relying on us as an established and dependable second source.

We've got 4-bit systems, instruments, education and literature, too.

4-bit 4040 and 4004 systems, 4- and 8-bit microprocessor system analyzers; PROM programmers; a half-day economics seminar for decision makers; a three-day hands on design course for engineers; manuals and support documentation.


Call or write for data sheets or a free copy of The Microprocessor User's Guide.



PRO-LOG CORPORATION
2411 Garden Road
Monterey, CA 93940
Telephone (408) 372-4593
TWX 910-360-7082

A new, expandable plug-in CPU card (8821)

Our "buffered bus" 8821 processor card implements the 8080A as a fully TTL buffered microprocessor. Add one I/O card and it becomes a complete two-card system. Or expand it to use full 8080A memory and I/O capability—it's compatible with all the Pro-Log ROM, RAM and I/O modules shown here plus many more. The 8821 costs only \$190 in 100-piece quantities. We also have equivalent cards implementing the 6800 and 9002 microprocessors.



Circle 30 on reader service card

Motorola wins microprocessor contract from GM

Chip sets to be built around custom microcomputer family to handle auto needs; Delco to second-source the devices

In what may well be the largest single semiconductor buy in history, Motorola Semiconductor has been named principal supplier of microcomputer chips to General Motors Corp. According to officials at the nation's largest automaker, Motorola's metal-oxide-semiconductor large-scale-integrated circuits will be used over the next several years for antiskid braking, fuel management, engine control, instrument panel control and display, and, eventually, transmission control in all of GM's automobile lines.

By 1980 Motorola could be delivering annually anywhere from 2 million to 6 million sets of microcomputer devices, built around an 8-bit n-channel MOS family. Since each set could contain seven to nine chips worth \$10 to \$30 in semiconductor parts, annual sales to just the one customer could easily top \$100 million.

In hotly contested bidding monitored through GM's Delco Electronics subsidiary in Kokomo, Ind., Motorola won out over leading microprocessor suppliers Intel Corp., Texas Instruments Inc., and National Semiconductor Corp. The 50 prototype systems it had supplied to Delco last August were the deciding factor.

Apart from them, however, sources close to the development indicate that central to the contract

is Motorola's agreement to furnish Delco with all the LSI semiconductor design and processing technology needed to build the complex circuits. The aim is to make Delco at least potentially capable of supplying about half of the GM chip requirements, since it is likely to be the only second source for the parts. To this end, Delco is putting up a 25,000-square-foot MOS facility in Kokomo to fabricate and test wafers and chips for its microcomputer systems [*Electronics*, Aug. 19, p. 38].

Perhaps of prime importance in Motorola's selection was the considerable experience with the 6800 family GM has gained in its current Tripmaster program—a microcomputer-based dashboard-mounted information system that is being offered as an option in this year's Cadillac Seville. In fact, the standard parts being supplied for the Tripmaster will be used in early phases of the new program.

Delco engineers originally specified a full custom LSI approach

Motorola gains impetus from GM award

Buoyed by the big General Motors contract, Motorola is intensifying its program to extend its microcomputer capability. Observers of the semiconductor industry had noticed a letdown in the spirits of the company's MOS division soon after its move to Austin, Texas, about 18 months ago. With the GM buy, this gloom appears completely gone.

"It's an affirmation of our LSI capability," declares Colin Crook, the British-born, 35-year-old operations director for Motorola's microcomputers [*Electronics*, July 10, 1975, p. 14]. "We are now hiring in all phases of LSI design. We think the volume generated in the GM contract will accelerate our learning-curve experience, speed up our cost-reduction programs, and increase our ability to impact the standard-product market."

For that market, Motorola recently brought out the depletion-mode 6800D version of its 6800 microprocessor chip. It is this design that will be going in various forms to General Motors in the early stages. Motorola also plans as standard products for the semiconductor marketplace higher-performance versions of the 6800D, which will offer an up to 2.5-megahertz clock frequency (5-MHz cycles) on chips no larger than 19,000 square mils or 20% smaller than the older 6800 enhancement-mode designs.

Other standard 6800 products to come this year include a two-chip version intended for the low-end computer market. This will consist of the 6802 (central processor plus 128 bytes of random-access memory and clock) and the 6846 (read-only memory plus input/output plus timer). These two chips are completely compatible and interchangeable with all members of the 6800 family, including peripherals, memories, and I/O interfaces.

Meanwhile, Motorola is stepping up its 6800 peripheral capability. Coming in the second quarter are a program timer module, the 6840; an advanced data-link controller, the 6854, and a floppy-disk controller, the 6843. In the third quarter is planned a general-purpose interface adapter, the 68488; a direct-memory-access controller, the 6844; a cathode-ray-tube controller, the 6854, and a video-game chip.

Electronics / January 20, 1977

31

a power-supply module, which can drive up to 60 rows of modules, are also designed to be plugged into the chassis.

A three-input, three-output control system would contain about 50 modules in 10 rows, measure about

it's not bothered by terrestrial interference."

The test held Jan. 10 involved transmission of a musical program from the RCA Americom earth station at Vernon Valley, N.J., to an RCA geosynchronous satellite in orbit over the equator south of Los Angeles. It was received by the new antenna installed at Muzak's engineering headquarters in Westbury, N.Y.

Electronics / January 20, 1977

33

Electronics review

known as the Delco custom microprocessor, or DCM. But in consultations with the semiconductor industry, they apparently came to realize

performance of the semiconductor maker's chips. The 6800D will be specified at a 400-milliwatt power dissipation and a 1.5- to 2-mega-

operate over the full automotive temperature range for ICs: -40° to $+85^{\circ}\text{C}$. Once the standard chip program progresses, Motorola will

Electronics review

asserts could become "the first application of the emerging technologies of microprocessors, multiplexing and integrated displays in the Army cockpit."

By October 1978, each company is to deliver eight models of an integrated system that will centralize the control of the operating frequencies and modes of up to 10 pieces of equipment with functions like vhf and uhf communications, navigation and friend-or-foe identification. The microprocessor-based central control unit, for handling data and interfacing, will be located in the helicopter's equipment bay. Only the display panel will be in the cockpit.

Just how the panel is to be fabricated—with light-emitting diodes or liquid-crystal displays, for example—is up to the contractors. A "ballpark" version being discussed has six lines of eight alphanumeric characters each.

In addition to the 10 $\frac{1}{8}$ -in.-high panel, a smaller one will be designed for any craft too crowded for a full-size panel for both pilot and co-pilot. This other panel will be only 4 $\frac{1}{8}$ inches high and will display frequency and mode information for only the most essential equipment.

Busy pilot. The integrated system is needed not just to relieve the space problem, however. "The Army helicopter mission in the future is one where they're down flying combat missions just above the tree tops," notes John Songster, Collins' program manager. "The operator will need to have his head up and looking. He'll need pre-sets and microprocessors controlling certain functions, without his having to duck his head down to put his finger on some push button." The single control panel and the multiplexing scheme, in which signals are time-shared over the same set of wires, should help him.

Multiplexing was looked at for both the Grumman/Navy F-14 and McDonnell Douglas Corp./Air Force F-15 fighters, notes Grumman's program manager George Cotter. "But LSI and microprocessor technology weren't that far along at the time. They would have been too

costly and bulky. Now the combination has reached the point where multiplexed data-control capability can be placed on a single printed-circuit card that meets the new military 1553A data-bus standard."

Three years away. The Army wants to award an initial production contract for 500 integrated control systems within three years. It also wants a production price no higher than \$22,500 and has an option for 500 more units. All of that could add up to some \$20 million for the production winner.

The Army's Stech says the system will be used first in the Advanced Attack Helicopter, for which Hughes Aircraft Co. recently won a \$317.7 million development contract [*Electronics*, Dec. 23, p. 34]. "Eventually, we expect that most Army aircraft will use the IACS," he says.

Others too. It may also be aboard the Utility Tactical Transport Aircraft System, just awarded to United Technologies' Sikorsky Aircraft division, as well as on the improved CH-47 and Cobra AH-1. "There's talk that the program could go as high as \$100 million, if the Army uses the system in as many aircraft as they indicate," says Grumman's Cotter. The Army alone has over 6,000 helicopters, he points out, and "the system is general enough in nature that it can be applied to almost any aircraft." □

Instrumentation

Scope takes on frequency domain

Norland Instruments Corp., which last year became the first instrument maker to design and build a programable, digital oscilloscope around a microprocessor, has come up with a pair of simple additions that vastly extend the scope's already considerable talents. Starting in March, every NI2001 shipped will be able to do frequency-domain analysis at no extra cost. The company will also introduce a



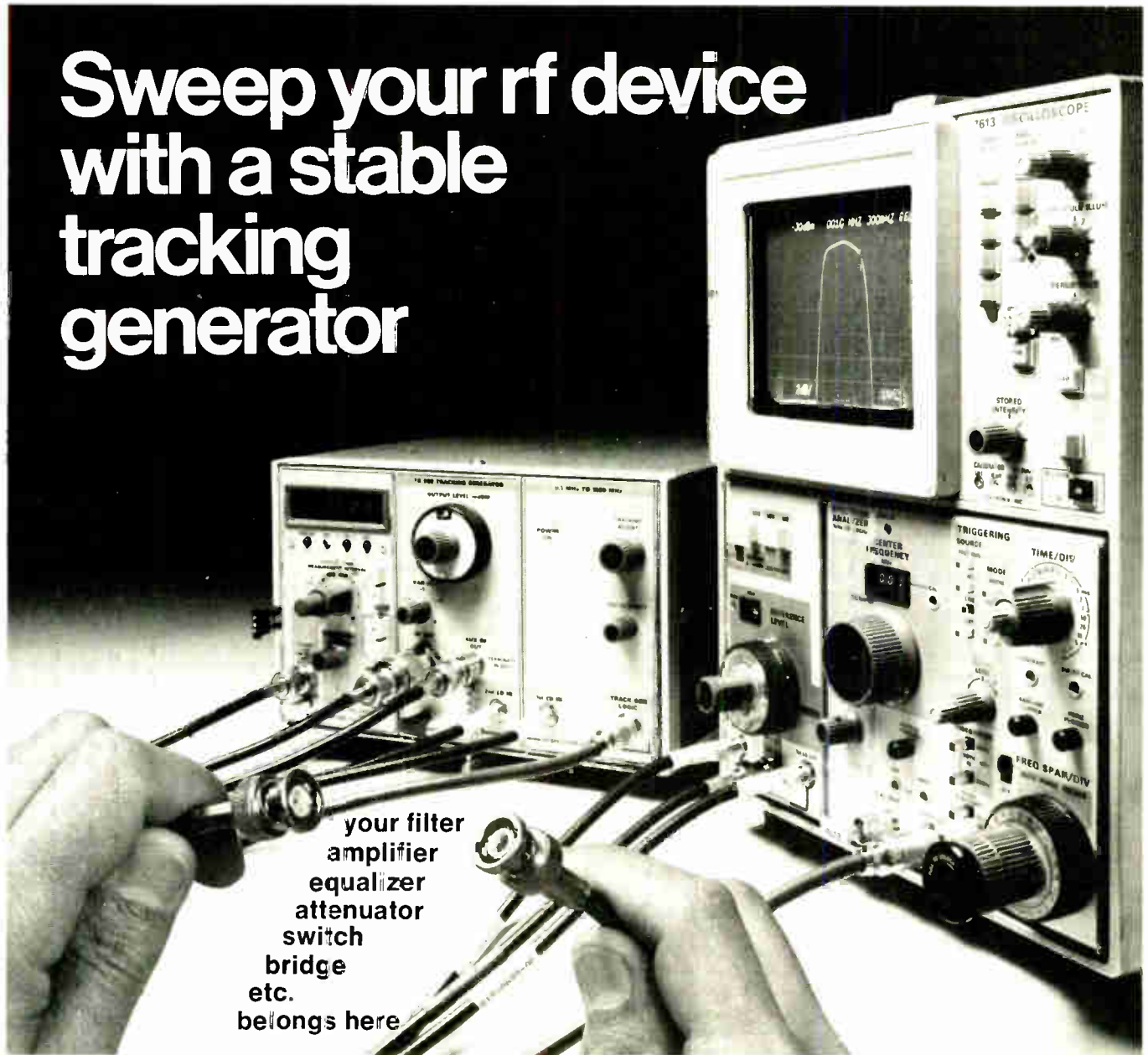
Bright scope. Special-function plug-ins for Norland's NI2001 programable digital oscilloscope will be slid into the panel areas just above the keyboard.

\$3,500 plug-in that adds enough processing capability to the mainframe so that it will, under control of the central microprocessor, do signal averaging.

Unlike other scopes with microprocessors, which use them merely for control and housekeeping chores, Norland's was designed so that its Intel Corp. 8080A also acquires signals, manipulates them, and displays the results in final form [*Electronics*, March 20, 1975, p. 140]. "We use a processor the way a computer manufacturer uses a processor," points out Fred A. Rose, president of the Fort Atkinson, Wisc., subsidiary of Cordis Corp. "The difference, as far as the user is concerned, is that the 2001 is an instrument, not a computer."

Frequency-domain analysis is use-

Sweep your rf device with a stable tracking generator



your filter
amplifier
equalizer
attenuator
switch
bridge
etc.
belongs here

The TR 502 and TR 501 tracking generators are working partners for 7L13 and 7L12 spectrum analyzers.

Make **frequency response measurements** on rf devices with the TR 502 and 7L13. This combination of a constant level, calibrated rf source and high performance spectrum analyzer provides you with a wide dynamic range (110 dB) and narrow resolution bandwidth (30 Hz) ideal for crystal filter or cavity measurements.

For **selective frequency counter** applications use the TR 502's Aux. R.F. output to drive a frequency counter.

Select and determine signal frequencies up to 1800 MHz with -128 dBm sensitivity at 30 Hz resolution bandwidth. When used with the DC 502 550 MHz Frequency Counter the spectrum display center frequency, indicated by a bright dot, is automatically counted.

In addition, the TR 502 and 7L13 form a **super-stable CW source**. The TR 502/7L13 system has 10 Hz stability in zero-span (non-swept) mode.

The TR 502 or TR 501 are powered with a TM 503 Power Module, leaving room for a DC 502 or other counter.

TR 502 Tracking Generator \$4650
(recommended for use with 7L13)

TR 501 Tracking Generator \$3675
(recommended for use with modified 7L12)

TM 503 Power Module Opt 7 \$ 185

DC 502 Digital Counter Opt 7 \$1195

See the TR 502 or TR 501 work in your application. Ask for a demonstration or more information. Write: Tektronix, Inc., Box 500A, Beaverton, Oregon 97077. In Europe, write: Tektronix Limited, P.O. Box 36, St. Peter Port, Guernsey, Channel Islands.

U.S. Sales Prices F.O.B. Beaverton, Oregon 97077



TEKTRONIX®

committed to
technical excellence

ful for looking at the relative magnitude of the frequency components of waveforms. With the 2001's new plug-in, a motor manufacturer can, for example, investigate input electrical power (voltage and current) and output mechanical power (torque and speed), together or separately. Given the Fourier capability, frequency components of the shaft versus amplitude can be displayed, for example, to detect vibrations due to variations in shaft speed, radial displacement of the shaft or frame, or external stimuli.

The interface between the time and frequency domain is, of course, the Fourier transform and its inverse. But instead of performing this with hardware, as other instrument companies have done, Norland will incorporate it into the 8080's program software. Earlier changes—such as the addition of log, trigonometric, and exponential functions, and a statistical package—have also been simple to accomplish with software expansions.

Not so limited. "Generally, though, the microprocessor has not been considered capable of doing Fourier transforms," says Glenn Batalden, the Norland project manager who refined the algorithm of the fast Fourier transform to fit Intel's 8080. "The way it's normally implemented

could take 5 to 10 minutes on an 8-bit microprocessor." Batalden's scope uses 40 seconds to execute the FFT on a 1,024-point data array. That is not particularly fast, he points out, when compared to hardware FFT implementations that run in 30 to 100 milliseconds. But those are available only on systems dedicated to frequency-domain analysis and that cost upwards of \$8,000. A software-driven FFT on a minicomputer takes about 20 seconds to carry out.

But Norland figures the 2001 is a valuable tool for the price. All that is added to the roughly \$15,000 machine is a handful of new keycaps plus less than 2,048 8-bit bytes of programable read-only memory. They are enough to provide the FFT and its inverse and everything needed to make it useful, including power spectral density, conversion between polar and rectangular coordinates, complex multiplication and division, and the Hanning weighting and coherence functions.

Adding the Fourier package, including PROMs and keycaps, to the newer 8001A model in the field will cost customers \$500. On the earlier 2001 scopes, the retrofit includes the "A" version's statistical, log, trig, and exponential functions as well, and will cost \$1,250. □

GTE fiber links set for summer test

General Telephone & Electronics Corp. is now planning its field trial of a fiber-optic communications system for next summer. The system will consist of a 24-channel voice-grade link carrying traffic between telephone central offices. Actually, the trial of the complete system has been postponed about six months beyond the time the company last indicated it would be held. [*Electronics*, July 22, 1976, p. 43]. However, GTE says there is no one outstanding reason for the delay [see related story, p. 25].

The firm is looking at several possible sites in southern California, but none has yet been chosen. "The selected site will truly reflect the worst of all possible operating environments," says Lee Davenport, president of GTE Laboratories in Waltham, Mass., which is putting together the system. "We'll use repeaters and they'll be in manholes with water on the bottom. And we'll also try splicing in these environments."

Linesmen from the General Telephone Co. of California have already pulled cable supplied by General Cable Corp., Greenwich, Conn., through ducts and have made splices in the field. The cables are 1 kilometer long with attenuation of 5.5 decibels. According to General Cable vice president George Foot, the cables have been designed to be installed in ducts or buried underground using methods similar to those employed for conventional wire cable.

Microwaves

German TWT goes to U.S. military

Seldom does a non-American firm score on the tough U.S. military electronics market. But West Germany's Siemens AG has done so with a traveling-wave tube it developed for Raytheon Corp. The new TWT is the heart of a communications system that Raytheon, based in Lexington, Mass., is building for the U.S. Navy and Air Force for ship-to-shore and aircraft-to-ground communications via satellites.

What is special about the Siemens TWT is its combination of high frequency and power. Designated RW3010, the tube puts out a 1-kilowatt continuous wave at 38 gigahertz. "This frequency is probably the highest ever achieved in a 1-kilowatt [cw] TWT," says Jürgen Arnold, a sales engineer at Siemens' Components division in Munich.

The tube's 38-GHZ is a big advantage, especially in communications from submarines. At that frequency the dimensions of the antenna reflector and the waveguides are so insignificant that these components can be made part of the submarine's periscope. Then, with only its periscope above water, a submerged boat will be able to transmit. The antenna reflector will automatically be kept oriented towards the satellite by a pilot signal from the satellite, a feature that is particularly useful in rough seas.

The RW3010's high frequency also spells improved noise immunity and, as Siemens points out, "a heretofore unattained level of protection against message interception" by hostile forces. This is because only a fraction of a percent of the bandwidth is needed at 38 GHz to give plenty of room for extensive coding. According to Arnold, the RW3010 is already undergoing tests that the U.S. Navy is conducting at two ground stations. The tube has not yet been tried out in submarines.

The TWT's high-frequency/power

The new Airpax process monitor combines digital readout with analog setpoints.

Only from Airpax

Choosing the type of instrument you need is as simple as a flick of the pen. The Airpax '78 Digital Process Monitor can be ordered as a Tachometer, an accumulator, a timer, or a ratio monitor.

Large, bright display

Clearer, brighter, and half again as large as the LED's used in our other instruments. You choose the number of digits and decimal point locations.

Fast analog setpoints

for the overspeed/underspeed protection of speed-sensitive machinery. Or, select precise digital setpoints. Or, a combination of analog and digital setpoints. The choice is yours.


More versatile

than anything else on the market today. You choose the signal inputs, the number and type of setpoints, output, and power. Installation is as simple as slide-in-and-hook-up.

Price?

Depends on the options you choose, but for a four digit tachometer with fixed gate time, plan on about \$335, OEM quantity one. Want all the guns? A five digit tachometer with adjustable gate time, two analog out-puts and two adjustable digital setpoints, about \$790.

Circle our number on the Reader Service Card and we'll send you the full story, along with a model map that makes it easy to choose the specs that make the '78 right for your application. Whatever you choose, we can ship it in three to four weeks.



AIRPAX

Controls Division 6801 W. Sunrise Boulevard, Fort Lauderdale, Florida 33313 (305) 587-1100

performance called for a special tube design. The electron beam is produced by a cap-shaped cathode that can withstand a current density of 3 amperes per square centimeter. After it leaves the cathode, the beam is narrowed down to a cross-sectional area of 0.5 square millimeter. The beam's power density is then about 5 megawatts per square centimeter.

The focusing rings of the periodic-permanent-magnet TWT consists of samarium-cobalt material. Its three-section delay line is made up of coupled resonators. The tube is 53

cm (about 21 inches) long and weighs 5.6 kilograms (roughly 12.5 pounds).

Since the period of the frequency is independent of that of the magnetic focussing field, the electron beam can be accelerated again even after it has given off energy to the delay line. This gives a further gain in energy that, in turn, enhances the tube's efficiency. The overall gain of the coupled-cavity TWT is 43 decibels. Its efficiency of 35% is considered pretty high for a TWT with a single-stage collector. □

Communications

FCC gives AT&T go-ahead on Dataspeed, but asks that data charges be raised

As the new year began, American Telephone & Telegraph Co. received two favorable decisions from the Federal Communications Commission. They guarantee the telephone company a major role in offering digital data equipment and services interstate—that is, if they survive court appeals by competitors.

In one judgment, the FCC ruled that AT&T can market its Dataspeed 40/4 data communications terminal, despite claims by rival terminal makers that it is a computer and therefore a device AT&T is banned from offering. In the other ruling, the FCC made it a lot easier for AT&T and other common carriers to wholesale data processing and other private-line services. It amended its earlier thinking and decided not to require that separate subsidiaries be set up to do such marketing. In effect, then, carriers may sell the digital services through a myriad of extremely effective marketing arms—local phone companies.

But perhaps unwilling to give AT&T everything it wished for so early in the year, the FCC also ruled that AT&T must increase the rates charged for its Dataphone Digital Service that uses the Dataspeed 40/4 because they are "unreasonably low."

AT&T's competitors are not yet

calling it quits, though. Jack Biddle, president of the Computer & Communications Industry Association, says his organization of data-equipment companies is appealing the Dataspeed 40/4 ruling to the U.S. Court of Appeals in the District of Columbia. IBM is also appealing the judgment separately.

"The CCIA, the Computer and Business Equipment Manufacturers Association, and International Business Machines Corp. are unanimous in agreeing that the Dataspeed 40/4 is in fact a computer device—not a communications terminal," Biddle says, "and as such is illegal under the FCC rules now in force."

Indeed, the FCC's own Common Carrier Bureau took the position last summer that the Dataspeed 40/4 is a computer, rather than a communications service. This time, however, the FCC argued it is wrong to conclude that "anything related to the data-processing service becomes data processing" just because of a close and growing interdependence between data processing and communications services.

CCIA's Biddle says that Dataspeed terminals—already being offered in some intrastate markets—and the ability of AT&T affiliates to market them directly will foreclose sales by other terminal makers. He

cites the case of one CCIA member company, which "has some 600 terminals in place in telephone company installations." That, he says, "is quite a chunk of business, and it is going to be lost to Dataphone" hardware. Incidentally, the CCIA also contends that AT&T should be required to spin off Teletype Corp., a subsidiary of its manufacturing arm, Western Electric Co., if it wants to compete in the terminal-equipment market.

DDS pricing. But the FCC did no backtracking over AT&T's Digital Dataphone Service rates. In finding them "unjust and unreasonable," the agency upheld last year's contentions by two of its administrative law judges that the fees "gave the low-speed user an undue and unreasonable preference and were anti-competitive and predatory." AT&T initially proposed to offer DDS using the data-under-voice technology [*Electronics*, Apr. 4, 1974, p. 75]. DUV transmits a computer's digital bit stream over an unused portion of the microwave baseband at 4 to 6 gigahertz. It can provide private-line facilities for binary digital data transmission on a full duplex, synchronous basis.

In ordering AT&T to raise DDS rates to provide a 9.5% to 10% rate of return, the FCC said the company had "substantially overstated the market for DDS," with the result that income projections and demand forecasts "were overstated and unsubstantiated." The commission ordered new rates to reflect fully distributed costs of the service. □

Consumer

GI brings out raft of new video games

The games arcade will soon be moving into the home in full force. General Instrument Corp. introduced a raft of new video-game chips at last week's Winter Consumer Electronics Show in Chicago. Volleyball, tank warfare, and a road race can be made for the home tele-

MEMORY AT WORK

Process Control

Loss of power on

a computer-controlled processing system is real trouble. Get back on line fast—or risk losing an entire batch or run. EMM's reliable MICROMEMORY core memories take care of that. Just push your restart button and you're up and operating. No program reloading. No back-up batteries to worry about. We have designs for 4-bit, 8-bit and 16-bit microprocessors—even larger systems with capacities to 32K x 18. We make semiconductor memories, too. But for process control you need reliable MICROMEMORY core memory.

EMM

COMMERCIAL MEMORY PRODUCTS

A Division of

Electronic Memories & Magnetics Corp.

12621 Chadron Ave., Hawthorne, Calif. 90250

(213) 644-9881



vision set with the three families of games chips shown by GI's Micro-electronics division in Hicksville, N.Y. They enable games makers to build 38 different contests—all either improvements or decidedly sharp departures over the basic ball and paddle, n-channel MOS types GI originally sold.

Essentially, the latest additions fall into two categories: multigame dedicated chips, which mate with other add-on chips to increase the variety of games, and cartridge-programable chip sets, which use any or all of GI's lines of 16-, 8-, and 4-bit microprocessors.

The basic dedicated chips will be available in the first quarter, and the add-ons in the second half of this year.

Basic chips. All of the dedicated circuits are designed around a few basic chips. With them, game producers can build a tank-warfare game similar to the popular arcade version, volleyball, in which the ball must be angled vertically to clear the net, and a road race, as well as several other skill games adapted from arcades.

In upgrading the standard ball-and-paddle games such as tennis and hockey, GI has set standard features for the next generation of home products. These include on-screen scores, color-coded to each player, dual-axis paddle control, and, for squash, a ball that turns the color chosen by the player whose turn it is to hit it.

With the new Gimini multigame basic circuits, the games maker can choose among four chips, one with the six basic GI paddle-and-ball games, one with the six games plus new color-coding features, one with eight games, or one with the tank battle alone. With the Gimini add-on game circuits, the manufacturer can, with the right chip, add three variations of volleyball, a road race, a chase game called Barracade, or battle between a submarine and surface ships. An add-on in this group, which is available exclusively to one GI customer, provides "rate-motion" capability to the ball-and-paddle games so that players can

News briefs

Britain's ICL reorganizes U.S. arm

The United Kingdom-based computer maker, International Computers Ltd., has formed a new U.S. subsidiary, ICL Inc., to deepen its penetration of the North American market. The move comes in the wake of ICL's purchase of most of the business and assets of the Singer Co.'s Cogar Corp. subsidiary and certain assets of the now-defunct Singer Business Machines division. With the formation of ICL Inc., the former ICL (USA) subsidiary in New York has been disbanded. The new organization has a Marketing division in East Brunswick, N.J., and a Manufacturing division at the Cogar plant in Utica, N.Y., where ICL will produce the former Cogar 1500 intelligent terminal and Singer System 10 computer and point-of-sale terminals. Geoffrey Rowett, previously an ICL sales manager in the UK, is president of the new subsidiary.

FCC warns CB applicants—send no money

"Do not—repeat, DO NOT—send money. please." That extraordinary plea from Uncle Sam is being issued by the Federal Communications Commission to all its licensees, especially to citizens' band radio applicants. The FCC appeal stems from a recent court order invalidating the commission's fee structure for everything from CB and television broadcast licenses to telephone rate filing. [*Electronics*, Jan. 6, p. 36]. As a result, the FCC has suspended collection of all fees pending review of the court decision and establishment of a revised fee structure. Yet the commission says, "People are not getting the message. We are still getting checks with applications, particularly the \$4 fee for CB licenses, and this is slowing down our whole process."

NASA picks Western Union over RCA to provide its TDRSS net

Western Union Space Communications Inc. has won a 10-year, \$796 million contract from the National Aeronautics and Space Administration to provide a tracking-and-data-relay-satellite-system service. The new Western Union subsidiary won the award in competition with RCA Global Communications. The network, scheduled to begin operations in 1980, will use two operational satellites and one spare in synchronous orbit to link manned and unmanned spacecraft in earth orbit with a White Sands, N.M., ground terminal. Major subcontractors are Harris Electronic Systems division, Melbourne, Fla., and TRW Defense and Space Systems Group, Redondo Beach, Calif.

Pocket-sized TV bows with 2-inch screen

A \$300 black-and-white television set that fits in a traveling businessperson's pocket was introduced this month by Sinclair Radionics in London and at the Chicago Consumer Electronics Show. The result of a 12-year effort, the 27-ounce Microvision features a 2-inch picture tube using low-power electrostatic deflection developed by West Germany's AEG-Telefunken. With the low power, the British calculator maker could then design most of the battery-powered receiver around five linear integrated circuits, two standard sound-deflection and amplifier-devices, and three custom-designed video intermediate-frequency detector and deflection circuits from an undisclosed United Kingdom supplier.

Ampex low-cost core memory aimed at 'access gap'

Ampex Corp., El Segundo, Calif., is aiming a low-cost core memory system holding as many as 4,096 kilobytes at fixed-head disk drives operating in the "access gap" between main memory and direct-access storage devices. Cost of the memory, called Megastore, is below 0.1 cent per bit, and access times are in the 1-to-10-microsecond range. The new system uses a two-wire organization rather than the three- and four-wire systems common in main memory cores today. Along with other simplifications in the circuitry, the two-wire setup allows the firm to put the price of the units in the access gap. First units being built are compatible with Data General's Nova and with Digital Equipment Corp.'s PDP-11 systems.

MEMORY AT WORK

Diagnostics Memory for medical

diagnostic equipment must be reliable. Human lives are involved. It must be fast; dynamic imaging calls for high speed CRT refresh. Those are two reasons our MICRORAM static RAM memory systems are chosen so often. Cycle speeds are sufficient for CRT refresh. Our metal-gate technology is inherently reliable. And the support circuitry needed by static RAMS is very simple. That adds up to an overall system reliability you just can't beat.

You can't beat our 15-year experience in the memory business, either. Give us a call today and tell us what you need.


emm

COMMERCIAL MEMORY PRODUCTS

A Division of Electronic Memories & Magnetics Corp.
12621 Chadron Ave., Hawthorne, Calif. 90250
(213) 644-9881



NEW LITERATURE ON ONE-PART EPOXY SYSTEMS



ECCOPRIME one-part products provide most of the properties of standard E&C resins, adhesives, and coatings, and they can be used directly from the container, without weighing, measuring, or mixing. A new four-page illustrated folder lets you select from up to sixteen systems. Each offers improved convenience, accuracy, and speed when you use epoxies for casting, potting, bonding, sealing, or coating. Send for a free copy.

Circle 42 on reader service card

CONDUCTIVE SILVER COATING IN AEROSOL SPRAY



Eccocoat CC-2 and Eccoshield ES coatings produce surface resistivities below 0.1 ohm per square. Silver particles are plastic bonded to form a tough film which adheres to most materials.

Circle 186 on reader service card

EASTMAN 910® ADHESIVE FROM EMERSON & CUMING



EASTMAN 910® "instant-set" cyanoacrylate adhesive is now marketed by E&C. One drop bonds almost anything to anything - initial set takes place in seconds. Several types: 910 is general purpose; 910FS fast set; 910MHT high temp; 910EM for plastics bonding. Packaging as illustrated; send for new literature.

®Registered trademark of Eastman Kodak

Circle 187 on reader service card

Emerson & Cuming, Inc.



CANTON, MASS.
GARDENA, CALIF.
NORTHBROOK, ILL.
Sales Offices
in Principal Cities

EMERSON & CUMING EUROPE N.V., Oevel, Belgium

Electronics review

move the ball on the paddle, steal the ball, or impart speed and direction to shots.

Five-game chip. Also in this group is Square Off, a five-game chip. Players have 16 directions to move a vehicle or fire a missile, and there are fixed barriers and appropriate accompanying sounds. "The idea," explains Richard G. Norwood, general manager of the microelectronics division consumer-product line, "is to give the game maker maximum flexibility with minimum silicon—a large number of games without having to pay for detailed video-character definition." Thus, in Square Off, opponents in all the games are simple squares, rather than shapes resembling cars, guns, or tanks.

"What we're offering customers is

the ability to come up with any number of additional games using these concepts, and then we will tailor-make their games so that everyone's products won't look alike," Norwood adds. But for companies that want to get into the higher-priced microprocessor-based competition, there are the Gimini programable basic circuits, most of which use GI's CP 1600 and PIC 1650 16-bit microprocessors and possibly one or two read-only memories. This group includes the Vegas series of three gambling games: blackjack, acey-ducey, and a slot machine. GI has also demonstrated programable skill games like Tic-tac-toe and Lunar Landing. However, the programables will be prepared for what individual customers desire. □

Tektronix develops pnp microwave transistor

As a rule, microwave bipolar transistors are npn devices. But Tektronix Inc., the Beaverton, Ore., instrument maker has developed a pnp device that it says will make it possible to build high-speed complementary-transistor switching circuits from fewer parts and with better performance than is possible with npn designs.

The new transistor can handle a maximum collector current of 250 milliamperes, with its collector-base breakdown voltage on the order of 90 to 100 volts. Cutoff frequency is between 1.5 and 2 gigahertz. The obvious application for transistors of this type would be in one or another of the firm's electronic instruments. However, the company declined to comment about this possibility, a spokesman maintaining that the "application is proprietary."

Ion implantation is the key to the unit's fabrication, says Tektronix. With this process, the doping of the thin layers needed for a successful pnp transistor can be precisely controlled. In particular, the device's base region must be thin and precisely doped to reduce the transit time of the minority carriers (holes) through this area. In addition, ion implantation permits precise control of such critical performance factors as punch-through and the collector-emitter voltage, which must be kept low.

The unit's collector region is formed by an epitaxially grown p-type layer on a p⁺ doped substrate. A guard ring, an active base, and a base contact are then ion-implanted, and a conventional emitter diffusion follows. The metalization system for the device is dielectrically passivated gold, which provides a high mean time between failures and stable low-junction leakage current under reverse-bias conditions.

The ion-implanted guard ring is linearly graded and relatively shallow—only 0.75 to 0.9 micrometer deep. This configuration minimizes the collector-base capacitance, which must be very small for an application in an extremely fast measuring instrument, for example. In contrast, diffusion would result in an "abrupt" guard ring with deep side walls and appreciable collector-base capacitance.

At a bias voltage of 10 V, the collector-base capacitance of the pnp transistor is only 5 picofarads for a pulse rise time on the order of a few nanoseconds. What is more, for class-A amplifier operation, the device performs linearly at power levels up to 5 watts.


MEMORY AT WORK

Replacing four 2102s

If you're designing the 2102 into any application, stop. Look at our new SEMI 4804A.

It will quadruple your density, cut your power per bit in half. One SEMI 4804A static 1K x 4 RAM is functionally identical to and will replace four 2102s (or 2112s).

It operates on 5V, reads and cycles in 450 nsec., and is available now from your local EMM SEMI distributor. (If you need 4K x 1 organization, ask about our new SEMI 4801. That's available immediately, too.)




Write or call today
for full details.

EMM SEMI

A subsidiary of

Electronic Memories & Magnetics Corp.
3883 N. 28th Ave., Phoenix, Ariz. 85017
(602) 263-0202



Our fast
their half-

RAM vs. fast RAM.

We just can't help feeling that Intel's 1K CMOS RAM doesn't belong in the same ball-park as ours.

Ours is twice as fast as theirs (250 nsec.).

And uses only one-tenth the power ($50\mu\text{w}$.).

It comes in two configurations and three packages. And is being second-sourced with pin-compatible products.

It's up to you.

A fast RAM.

Or a you-know-what RAM.

National Semiconductor Corporation
2900 Semiconductor Drive, Santa Clara, CA 95051

Gentlemen,

Please send me further information fast on your fast 1K CMOS RAM. I'm interested in:

- MM54C920, MM74C920 (256 x 4, 22-pin)
- MM54C921, MM74C921 (256 x 4, 18-pin)
- MM54C929, MM74C929 (1K x 1, 16-pin)
- MM54C930, MM74C930 (1K x 1, 18-pin)

(54 series numbers are military temperature, range, 74 series are commercial.)

- Other CMOS RAM-_____
- Other Memory Components_____

NAME _____ TITLE _____

COMPANY _____

ADDRESS _____

CITY _____ STATE _____ ZIP _____

 **National Semiconductor**

Get in Touch

Now you can find out all about touch switching at a price you'll hardly feel at all.


AMI's new TCK 100 TouchControl™ Kit lets you test this state-of-the-art technology. It consists of a PCB control panel, our S9263 interface circuit and an instruction package. Add some readily available components (LEDs, a transformer and a few other parts), and you're all set.

You now have a 16-switch TouchControl™ panel that you can demonstrate by itself or as a controller for your new product.

This switch really turns people on.

Consumers are rushing to buy electronic ranges, radar ovens, televisions and light switches that have this magic Touch.

And no wonder! Imagine a switch with no moving parts. It's silent, flat, easy to clean, and will outlast the product it controls. And it's so versatile you'll soon be seeing it in planes, calculators, medical instruments, point-of-sale terminals, microcomputers, telephones, clocks, industrial controls, vending machines, juke-boxes, hi-fi sets, tape recorders, electronic



for \$29.95.

organs and CB radios. To name just a few!

Such a variety of applications requires a whole family of switches. So, in addition to the one in our kit, we've developed six more circuits, capable of handling from 7 to 32 switch functions each. They'll be at our distributors soon.

Send us the coupon: we'll put you in Touch.

We'll forward your request to the AMI distributor near you. He's well stocked with kits and S9263 circuits, and will take care of you right away. Or for more information, check the box in the coupon. We'll mail you all the details.

Yes, I want to get in Touch.

My application is _____

I may use approximately _____ switches per year.

I want _____ TCK 100 TouchControl™ Kits right away.
(Send no money. Your request will be forwarded to your nearby AMI distributor for prompt attention.)

Mail me complete information.

Name _____

Title _____


Company _____

City/State/Zip _____

Mail to:

AMI, 3800 Homestead Road,
Santa Clara, CA 95051.

AMI[®]
AMERICAN MICROSYSTEMS, INC.



Circle 47 on reader service card

Multifunction Voltage-to-Frequency Converter

The Raytheon 4151 is more than a voltage-to-frequency converter. It consists of a comparator, a one-shot, a precise gated current-source-output, an internal reference and an open-collector output... all on one chip.

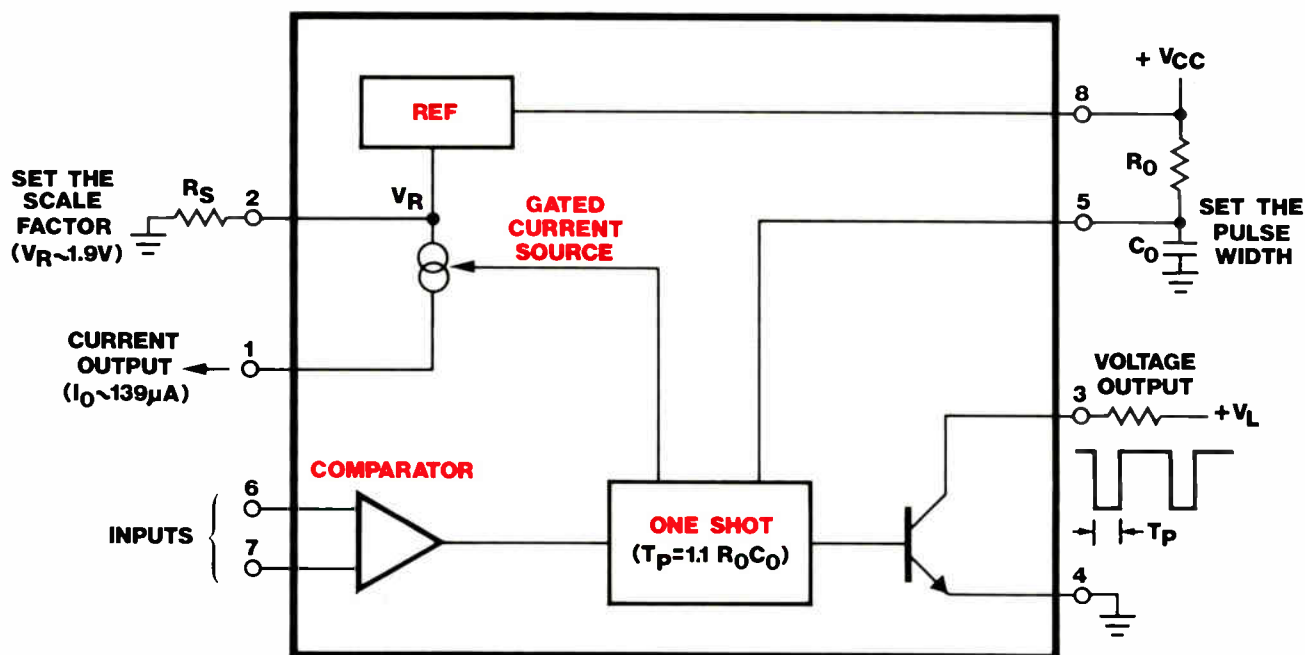
Make what you need. It's all in the way you connect it up. You can make a voltage-to-frequency converter, a frequency-to-voltage converter or a voltage-controlled pulse generator. It's up to you.

The versatility of the unique device is truly amazing. You can externally set the output pulse width by varying an impedance or voltage level. The amplitude of the gated current source is easily set with only one resistor. The open-collector transistor output makes it

easy to interface with any logic family. You can design high-performance data conversion and signal generating circuits at the lowest possible cost.

Combine the 4151 with a little external logic, an op amp or two, possibly a 555 timer, and you can make integrating analog-to-digital converters, long-term analog integrators, signal isolators, FSK demodulators, frequency scalars and many, many more special functions.

For complete details on this unique multifunction VFC, contact your local distributor or Raytheon Company, Semiconductor Division, Dept. 4151, 350 Ellis Street, Mountain View, CA 94042, (415) 968-9211.



RAYTHEON

SEMICONDUCTOR DIVISION

Color TV imports to test Carter trade policies . . .

President Jimmy Carter's trade policies will get an early test from domestic makers of color-television receivers and parts, which have been joined by 11 of their unions to **push harder than ever for import quotas on receivers from Japan.** The coalition of manufacturers—GTE Sylvania Inc., Corning Glass Works, Owens-Illinois, Sprague Electric Co., and Wells-Gardner Electronics Corp.—and their unions calls itself Compact, the Committee to Preserve American Color Television [*Electronics*, Sept. 30, p. 36].

Compact wants the International Trade Commission to recommend that the President impose quotas on what it calls the tidal wave of imports—most from Japan—which totaled nearly 3 million receivers last year, a 40% share of the U.S. market, compared to 16% in 1975. President Carter will have 60 days to accept, modify, or reject any invocation of quotas under the escape clause of the Trade Act. If he rejects an ITC recommendation, Congress may override the rejection by a simple majority—a vote that the AFL-CIO indicates it will push for if necessary.

. . . as Zenith joins appeal to ITC by U.S. coalition

Compact's hopes for color television import quotas were buoyed when Zenith Radio Corp. unexpectedly reversed its earlier stance and **joined the coalition's plea for quotas.** But John J. Nevin, Zenith chairman and president, emphasizes that any such quotas should be ended when the commission can complete its investigation of Japanese-TV makers' alleged unfair and illegal practices. Still pending is a Zenith suit against Japanese producers that alleges government subsidization and other practices illegal under U.S. trade law.

Pentagon moves slowly on metric conversion programs

Already distressed with inflated weapons-system costs, the Department of Defense is discouraging conversion of existing weapons to the metric system, and it will push the use of metric units in new weapons **only "when there are nonsignificant technical or cost penalties."**

That is the substance of the Defense Department's new Directive 4120.18 published this month. The department says its "evolutionary pace" on metrication will be guided by industry's progress, which it hopes will be accelerated by the prospect of more joint production programs with other countries of the North Atlantic Treaty Organization. The U.S. is NATO's only member not yet using the metric scale.

Engineers to hear how FCC will register phones

How do you comply with the Federal Communications Commission's new rules for registering a telecommunications product for interconnection with the Bell System or other telephone companies? That question is to be answered Feb. 28 at Washington's Mayflower Hotel. The intensive one-day seminar, sponsored jointly by the Electronic Industries Association and the IEEE's Washington section, is scheduled to **give product planners, engineers, and their managers a working knowledge of Part 68 of the new FCC registration rules.** EIA, which says a "nominal" fee will be charged, is providing registration forms to applicants who write Jeannie Wisemiller at its headquarters at 2001 Eye St., N.W., Washington, D. C. 20006, or call her at (202) 457-4937.

R&D trends: DOD's developers shop the open market

Just as America begins a new political direction with the inauguration of President Jimmy Carter, it will also attempt a new technological thrust with the Federal budget for fiscal 1978. The irony of this is that the new budget's call for significant increases in Federal support of research and development is the product of the outgoing Administration of Gerald Ford, who sent his last budget to Congress just three days before leaving office. Even though the Carter Administration plans to ask Congress for changes in the Ford spending proposals throughout the year, it is the Ford budget that will serve as the fundamental document for new spending legislation.

When Ford science adviser H. Guyford Stever revealed that military R&D dollars in the new budget would increase about 15% from the \$10.5 billion approved for fiscal 1977, he aroused strong interest in the Washington community of electronics contractors anxious to get support for new corporate R&D efforts. That anxiety, however, is causing some companies to overlook the larger changes in Federal R&D policies that these funding increases tend to obscure.

The turn to private enterprise

In the year just ended, the Pentagon and other agencies began turning more and more toward the use of products developed by private industry with its own funds as a means of establishing new Federal standards and upgrading Government systems, particularly electronic systems. The best example of this move came with the disclosure that the Navy and Army had selected Digital Equipment Corp.'s PDP-11 architecture as the basis for a new family of military computers for the 1980s [*Electronics*, Oct. 14, 1976, p. 77]. The report of that selection has now been confirmed by the Naval Research Laboratory, which takes credit for having "conceived and laid the groundwork for a new approach to military computer standardization."

The fact that private industry looks harder at—and generally gets better results from—R&D expenditures of its own money, rather than public funds, is not news to the scientific community, of course. Federal money produced some important studies that ultimately led to significant technological breakthroughs, but, in the end, the breakthroughs themselves were the product of private enterprise. Examples are

readily found in such areas as semiconductors, data processing, telecommunications, and electro-optics.

This view is confirmed by former NASA executive William H. Pickering, who now serves as naval programs adviser to the National Academy of Sciences. "Predicting scientific or technological breakthroughs is a very unprofitable exercise," Pickering says. "Even predicting areas of importance can be hazardous. For example, it is not at all obvious that the quantum theory of semiconductors would have been considered an important field even five years before the invention of the transistor."

Comsat's example

Communications satellites provide another key measure of where private industry has proved more efficient than the Federal bureaucracy. The Navy must now lease ship-to-shore communications circuits from Communications Satellite Corp.'s operational Marisat system, while development of DOD's own Navstar Global Positioning System continues to flounder.

In telling a Navy symposium last fall that advancing electronics technologies will eventually lead to simple operation of complex devices, Pickering chose—perhaps inadvertently—to illustrate his point by citing two developments of private enterprise: the pocket calculator and the single-control color-television set. "Ten years ago," he said, "both of these would have been impossible, or would have cost a fortune. Now they are cheap, reliable, and can be operated by anyone with practically no training." Very few naval electronics systems can make that claim, despite vast R&D outlays.

Sperry Univac's Carl Hammer selected similar analogies to illustrate "the pervasive nature of electronic computers" in his appearance this month (Jan. 11) before the Aerospace Industries Association of America in Washington. "Who would have thought, 10 years ago, that makers of mechanical watches would be in a world crisis mode, or engineering students would crave anything but a 20-inch slide rule?" he asked.

President Jimmy Carter has yet to indicate his preferences for Federal support of R&D, but he would do well to heed the examples cited by Pickering, Hammer, and others when it comes to electronics technologies and to stress Federal support of development programs that can apply products of private research. **Ray Connolly**

We got the order a few hours ago. The relays will be there a few hours from now.

Our customers think we're 'bout the fastest there is when it comes to shipping relays. This order was extra hot so we got it out in a matter of hours. But we frequently ship orders in 24 hours. And, we can generally promise production and shipment of any order is 360 hours (3 weeks).

We're fast—but we're also something else—good. We make our own switches so we know what our relays will do. But just to make sure,

we run over 3 billion test cycles every day! We make over 6000 variations of dry reed relays so we undoubtedly have what you need. And the cost? Well, you better call and get a quote to believe it! Here in Wabash, money goes a lot further than it does in the big city. We know because we get to the city every so often—though not as frequently or as fast as our relays do.



The Econo-Miser. The most automatically manufactured dry reed relay available. 1 and 2 pole standard types. Less than one dollar in quantity.

Coils, Relays & Transformers

wabash

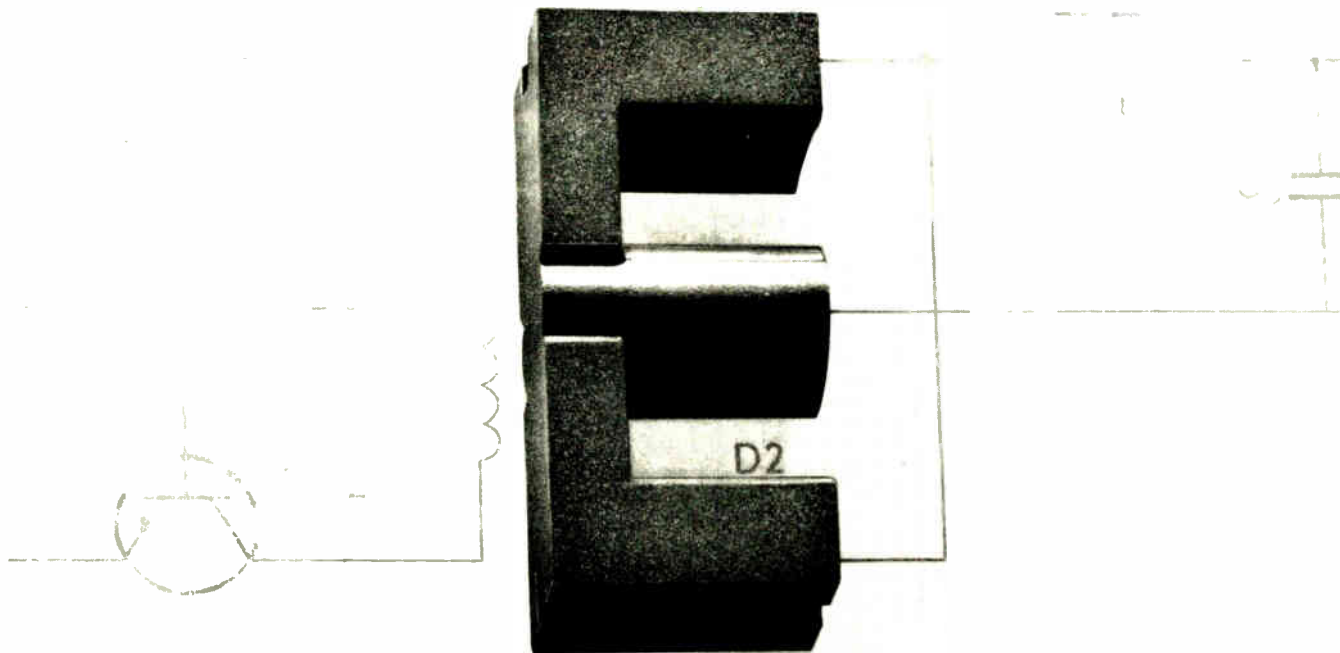
of
Wabash, Indiana

and Huntington, Indiana; Farmington, Missouri;
Tipton, Iowa and South Boston, Virginia

For information and quotes write or call:
Wabash, Inc., Dept. RB-6, 810 N. Cass St., Wabash, Ind. 46992 Tel: 219 563-2191 TWX 810-290-2722

World Radio History Circle 51 on reader service card

The Power E...




Another small accomplishment from Ferroxcubewith Guaranteed performance!

Manufacturing switch-mode power supplies? Inverters? Converters? Want to simplify transformer and filter design and fabrication? Then take a closer look at one of our latest accomplishments.

Series EC—

Power E Cores in 3C8 material

A transformer operating at high flux densities and high frequencies should be screened to minimize external fields and radiation. The usual method is to use a pot core design or an I and U core combination. But the Power E Core design offers you the advantages of both the pot core and I and U combination. First, the round center leg makes strip winding easy and insures a high copper or space factor, and the lowest DC resistance. Second, the winding geometry is configured for low-leakage inductance. **And . . .**



We guarantee the minimum flux density, at 100°C. will be 3300 Gauss. And a maximum loss of 100 milliwatts/cm³ at 16 kHz, at 100°C. and 2000 Gauss.

The new core line has been IEC standardized in four sizes: Types EC-35, EC-41, EC-52 and EC-70, covering transformer throughput power to 1 Kw. We have slotted the cores to accept a mounting bracket that eliminates the assembly problems of the square-legged lamination cores. You also can choose a standard bobbin or PC bobbin for printed circuit board mounting.

Series EC—Power E Cores are fully described in the new Ferroxcube Linear Ferrite Catalog. For your free copy write or call:

Ferroxcube
Division of Amperex Electronics Corp.
5083 Kings Highway
Saugerties, N.Y. 12477
(914) 246-2811

FERROXCUBE

A North American Philips Company



ITU delegates seek early satellite channel allocations

Communications-agency officials from around the world hope to nail down channel allocations and slots in space for direct-broadcasting satellites for their countries by early February. The allocations, in the 12-gigahertz band, will come out of an International Telecommunication Union conference now under way in Geneva with representatives from 113 countries on hand. Although full-fledged direct-broadcasting satellites won't go on the air until the 1980s, **a lot of developing countries want channel assignments now** so they won't run up against overcrowding when they finally are ready to beam television programs from space into their territories.

Most West European countries want an allocation plan, too, to make sure they'll get a fair share of the channels in their region — up to five per country look feasible. Soviet Russia reportedly wants allocations fixed soon so outsiders can't flood Eastern Europe with "unauthorized" programs. **U.S. officials, on the other hand, went to the Geneva conference hoping they could persuade the majority of countries to hold off for a while.** Nonetheless, if a majority insists on a plan now, the U.S. almost certainly will participate.

Matsushita becomes fifth to market Japan Victor's VTR

Matsushita Electric Industrial Co. in April will become the fifth company to market the VHS home video-tape recorder developed by Victor Co. of Japan. The second company to manufacture the Victor product, Matsushita will continue to sell its own VX2000. Victor is making OEM units for Hitachi Ltd., Sharp Corp., and Mitsubishi Electric Corp.

The VHS offers two hours of playing time, twice as long as the Sony Betamax, the industry sales leader. Out of the expected fierce competition between the two systems, one could emerge as the industry standard. Although Matsushita's VX2000 is the cheapest unit on the market, it may fall by the wayside because cassette equipment is so much more popular.

Double pivots prevent errors in digital compass


By combining several electronic techniques, Marconi Research Laboratories has developed a rugged, lightweight digital compass it claims is ideal for pleasure boats, light aircraft, and vehicle-location systems. The instrument is designed with magnets attached to a digitally encoded compass card 3.75 centimeters in diameter that is suspended on a spindle.

To prevent the card from tilting during acceleration, thereby introducing error, the spindle is anchored by top and bottom pivots. The data, contained in patterns on 10 concentric circles on the circular card, is read by 10 fiber-optic sensors fed by light-emitting diodes to indicate changes in direction. After processing, the parallel digital words can be routed directly into a display or a computer. The UK firm claims accuracy to 0.35°.

Siemens pushes hearing-aid sales

West Germany's Siemens AG, a heavyweight in medical electronics, is expanding its hearing-aid marketing effort in France. The firm's French subsidiary, Siemens SA, has established a distribution company there to market hearing aids, audio meters, and audio systems to schools for the hard-of-hearing. **The new firm, Audipha Acoustique SARL, will also handle non-Siemens products.**

Weed 'em out before you plant 'em...



Low volume component testing with the ESI family of "Easy Weeders"

Now Test Resistors, Capacitors and Inductors the Way They Are Specified: + or - % Tolerance.

This high performance Impedance Meter combines with our newest Universal Comparator to create a low cost, fast sorting system and GO-NO GO testing. The Model 251 measures R, L, C and G at 0.25% accuracy. The Model 1412B Comparator offers limits from -100% to +100% or -10.00% to +10.00%.

Makes incoming inspection fast, easy, reliable and accurate. Prices: Universal Comparator Model 1412B, \$980; Digital Impedance Meter Model 251, \$1400; Test Fixture Model 1304 (four terminal), \$105.

New Microprocessor R, L, C Meter with D, Q and ESR

Everything you could want in programmable impedance testing—the Model 296 starting at \$4700. Dual 4½-digit displays of C/L and D/Q; dual frequencies of 1 kHz and 120 Hz; wide ranges (C to 200,000 microfarads); 0.1% basic accuracy; autoranging; selectable test voltages; measurement speed as low as 100 milli-seconds; many low cost options such as GPIB interface,



Model 251

Model 1412B



Model 296



Model 1248



Model 1249

multiple limits and % deviation. Select function, range, voltage, frequency on 24-button panel, or program it remotely.

Linear IC Tester

Model 1234. Devices tested: Monolithic or Hybrid Operational amplifiers. Tests performed: E^{OS} , 1^{B-} , 1^{B+} , DC open loop gain, DC CMRR, oscillation detection. Remarks: 3-digit direct reading digital display which enables GO-NO GO testing. Price: \$1265.

Digital IC Tester

Model 1248. Devices tested: 14 and 16 pins. TTL, DTL and CMOS @ 5V. Tests performed: Fixed pattern, dynamic functional test. Performs 2^{20} inspections per test in from 1 to 5 seconds. No comparison with a "good" IC is necessary. 4-digit display gives absolute test results. Can also be used to check continuity of resistor network. Price: \$725.

Digital IC Tester

Model 1249. Devices tested: TTL, DTL @ 5V, HTL @ 15V, CMOS @ 5V, 10V, 15V. Tests performed: Same as 1248. Interfaces with manual and automatic handlers. Multiple voltages for CMOS. Price: \$1325.

Prices U.S. only.
see EEM 1536



Electro Scientific Industries
13900 N.W. Science Park Drive
Portland, Oregon 97229
(503) 641-4141

World Radio History

For Literature circle 236
For Demonstration circle 54

Sanyo designs magnet inside magnetron for electronic cookers to be exported

In an offensive to capture more of the electronic-cooker market, especially in the U.S., Sanyo Electric Co. has developed a smaller and potentially cheaper magnetron than it has been buying to put in its products. Cooking efficiency is enhanced by designing the magnet inside the tube, rather than outside, especially to concentrate the energy inside and minimize flux leakage outside. Size of the cooker can be reduced because the tube is 20% smaller and 40% lighter than conventional versions for that purpose.

The initial magnetrons will be used in cookers to be exported. The cooker output is 600 watts—higher than in most Japanese products, but common in the U.S. The magnet's low temperature coefficient of flux change with temperature makes it desirable for Americans, who typically eat foods that must be cooked longer than the Japanese do, buy more cookers that also brown and steam the food, and use many more microcomputer-controlled electronic timers, which do not operate properly unless the cooker output is constant. In addition, the design virtually eliminates flux leakage inside the cabinet, which, if it were present, could interfere with nearby components that might be designed into the cooker.

Alloy. The two circular rod-shaped magnets, made of a proprietary alloy of iron, nickel, cobalt, and other materials, have a mere 0.18% coefficient of flux change per degree celsius—only about 10% the change that is characteristic of ferrite materials.

The alloy overcomes the disadvantage of the conventional pair of external ring-shape ferrite magnets, whose flux decreases as the temperature increases so that power output is reduced by 50 watts or so in 600-w tubes. This loss becomes more significant as temperature keeps rising

when the magnetron is kept on continuously for long periods—typical of cookers that are equipped with browning and steaming cycles.

Design. One of the most difficult development tasks was to design the magnets so that they would provide a uniform field, even though one of the rods had to be formed as a thick-walled tube to allow space inside for filament leads. The materials also

had to work inside the vacuum tube.

Although the magnetic material is more expensive than conventional ferrite, the magnetron takes up only 25% the volume of conventional tubes. What's more, the Sanyo tubes have iron envelopes that are cheaper than the copper ones of other magnetrons.

Forced air cools the tube, which

Around the world

System speeds aid to autobahn callers

Motorists stranded along West Germany's autobahns—those multilane freeways akin to interstate superhighways in the United States—can expect help to come much faster in the future if an electronic tone-signaling system is installed as planned. The project, financially supported by Bonn's Federal Transport Ministry, calls for equipping the 7,000 emergency telephones installed at 2-kilometer intervals along the autobahns with the automatic equipment. This system, developed by Munich-based Siemens AG, would enable personnel at a regional highway patrol station to pinpoint the telephone from which a call is received so that they could promptly dispatch a repair or rescue vehicle to the scene.

Each telephone would be assigned its own sequence of 12 signals produced by three tone generators on four frequencies. When the telephone is used, these signals would automatically be sent over the four-wire voice patch to the nearest station, where they would locate the phone on a light-emitting-diode display and in lights on a topographic monitoring board of the controlled region.

Trade winds blow profits for nautical gear

Brisk trade winds are blowing pleasure-boat makers through good years and taking marine-electronics companies along with them. That sunny forecast was underlined at this month's International Boat Show in London, where electronics companies were busy writing up sales of new hardware to intrepid yachtsmen. "Business was fantastic last year. This year will be as good if not better," exclaims Herbert Jones, sales-office manager for Electronic Laboratories Ltd., Poole, Dorset, maker of the widely selling Seafarer range of radars, autopilots, and echo sounders. Sales will rise about 20%, following "the best year ever," seconds Leonard A. Johnson, manager of the Grimsby Depot for the Sailor line of communications gear made by S.P. Radio A/S, Aalborg SV, Denmark. He explains that the business is almost recession-proof: if sales to owners of large yachts go down, those to small-boat fishermen will go up.

Intriguing uses of electronics technology also highlight the marketplace. Rigel Instruments Ltd., Petersfield, Hants., for example, has brought the microprocessor on board for its new \$680 Astronavigation calculator, says chairman Paul Goudime. Based on an Intel 8080 chip set, the instrument enables the single-handed navigator to quickly find his position. A hand-held marine radar detector from Rutherford Ltd., Hayes, Middlesex, emits an audible tone to warn fog-bound small-boat sailors when big ships are bearing down on them.

has die-cast heat-radiating fins, rather than the usual stamped ones. Although more costly, the die castings save money by simplifying assembly.

At first, the magnetron is expected to cost the same as other tubes, but the price will probably drop as

production quantities are increased. Sanyo will begin in April to produce 10,000 units a month in a new plant in western Japan with the same equipment used to develop this magnetron—the first electron tube the company has ever commercially produced. □

Great Britain

Inductive coil used to charge batteries and read out data from \$170 dosimeter

Britain's Brandenburg Ltd. soon will announce a simple, durable electronic gamma-radiation dosimeter so small it fits in a suit pocket. The company, in Thornton Heath, Surrey, anticipates good sales for the \$170 product as the world becomes increasingly worried about nuclear radiation from power plants and waste dumps.

Instead of being powered by replaceable batteries like most detectors, Brandenburg's sealed dosimeter is powered by silver-zinc batteries. They are recharged through a dual-purpose inductive coil that is also used by a base station to read out results for long-term plant analysis, says Ian Andrews, manager of the Nuclear department. What's more, the sealed construction ensures that the instrument cannot be contaminated nor damaged by someone changing batteries.

Sealed. The dosimeter, which weighs only a few ounces and is housed in a plain molded-plastic case of 19 by 50 by 120 millimeters, "can be carried around like a bleeper," says Phil Walters, marketing director. There are no external controls nor contacts, and the dosimeter cannot be turned off.

The instrument consists of a geiger tube, two digital up-counters, the inductive coil, and the storage cells, explains Harvey Jones, design engineer. Since the geiger tube's "output is independent of the nature of the radiation that comes in," he needed only one field-effect transistor to condition the signal for the two counters. The FET needs to

handle only a fluctuating low output from the geiger tube.

Jones chose metal-oxide-semiconductor 16-bit up-counters because of their small size, simplicity, and low power consumption. The counters detect gamma radiation and trigger an audible alarm when contamination reaches a dangerous level. A second alarm alerts the wearer when he is exposed to an overdose and when the battery is low.

The counters, which tot up until they reach a preset limit, sound the audible alarm and then switch off the high-current geiger circuit. A round ferrite core of about 6 by 18 mm, with its two halves spaced about 6 mm apart, was chosen for the inductive coupling.

In a typical plant, the dosimeters could be used in conjunction with their typewriter-size base station placed near the exit. The station has one slot for interrogating the instrument's radiation level, which would be displayed by light-emitting diodes or printed out. At the end of a shift, the dosimeters would be inserted in other slots for charging. □

West Germany

Company upgrades hf transmitter

By developing a new way to implement the pulse-duration-modulation (PDM) technique, West Germany's AEG-Telefunken has improved the efficiency, increased the compact-

ness, and largely standardized the component parts in a line of amplitude-modulated high-power radio transmitters. Developed at the company's Berlin laboratories, the family consists of three medium-frequency transmitters in the 100-kilowatt, 350-kw, and 600-kw ranges and three high-frequency transmitters in the 100-kw, 300-kw, and 500-kw classes. Compactness was also enhanced by using reduced-size transmitter tubes developed by France's Thomson-CSF that are cooled by a combination of water and vapor.

To be sure, the basic PDM technique, whereby the pulse duration of a rectangular wave is changed in accordance with the modulating audio frequency, has been employed in 100-kw mf transmitters built by American firms. But when it comes to transmitters with a higher power rating or wider frequency range, the basic technique is difficult to implement. To surmount obstacles to PDM, the researchers developed a method, called System Telefunken.

Drawbacks. Bodo Wysocki, head of transmitter-development activities, explains that in the basic PDM method, the modulating tube's cathode is at ground, but all electrodes of the rf-output tube are at high potential. Complex bypass circuitry is needed to put the high voltage, especially that of the cathode and screen grid, at ground. Not only is the required circuitry complex and expensive, but at high frequency, it could cause resonances.

To overcome these drawbacks, System Telefunken keeps the rf tube's cathode at ground potential, while the modulating tube is at a high potential. This arrangement simplifies the circuitry and makes it possible to operate PDM transmitters even at high power levels and with a continuously tunable wide frequency range.

Standardization. The technique also reduces the number of a-m tubes in a typical a-m transmitter from four or five to only three—one each in the modulator, the rf driver and the rf-output stage. The same type of tubes can be used in the modulator and output stages. □



How to turn a computer into a disk jockey. The μ PD372 Floppy Disk Controller.

Now you can turn almost any micro or minicomputer into a genuine floppy disk jockey with the help of just one small chip.

Our μ PD372 Floppy Disk Controller. Or if your computer prefers playing tapes, we also have the μ PD371 Tape Cassette Controller.

Either one can take the place of from 50 to 60 TTL packages to save you space as well as money. The 372 is

completely compatible with IBM, Minifloppy,^{IBM} and other formats and controls up to 4 floppy disk drives. The 371 controls up to 2 tape cassette drives. They come with complete documentation and—best of all—they're available now.

The μ PD372 and 371 are just part of our complete family of micro-processor products including 8080As, dynamic and static RAMs, ROMs,

Electrically Erasable PROMs, and 8212, 8214, 8216, 8224, 8228/38, 8251, 8255 and other support chips. All backed by full documentation, applications support, and software.

The μ PD372. The μ PD371.

And the hits just keep on comin'.

NEC Microcomputers, Inc.
Five Militia Drive, Lexington, MA.
02173. 617-862-6410

©TM Shugart Associates

NEC microcomputers, inc.

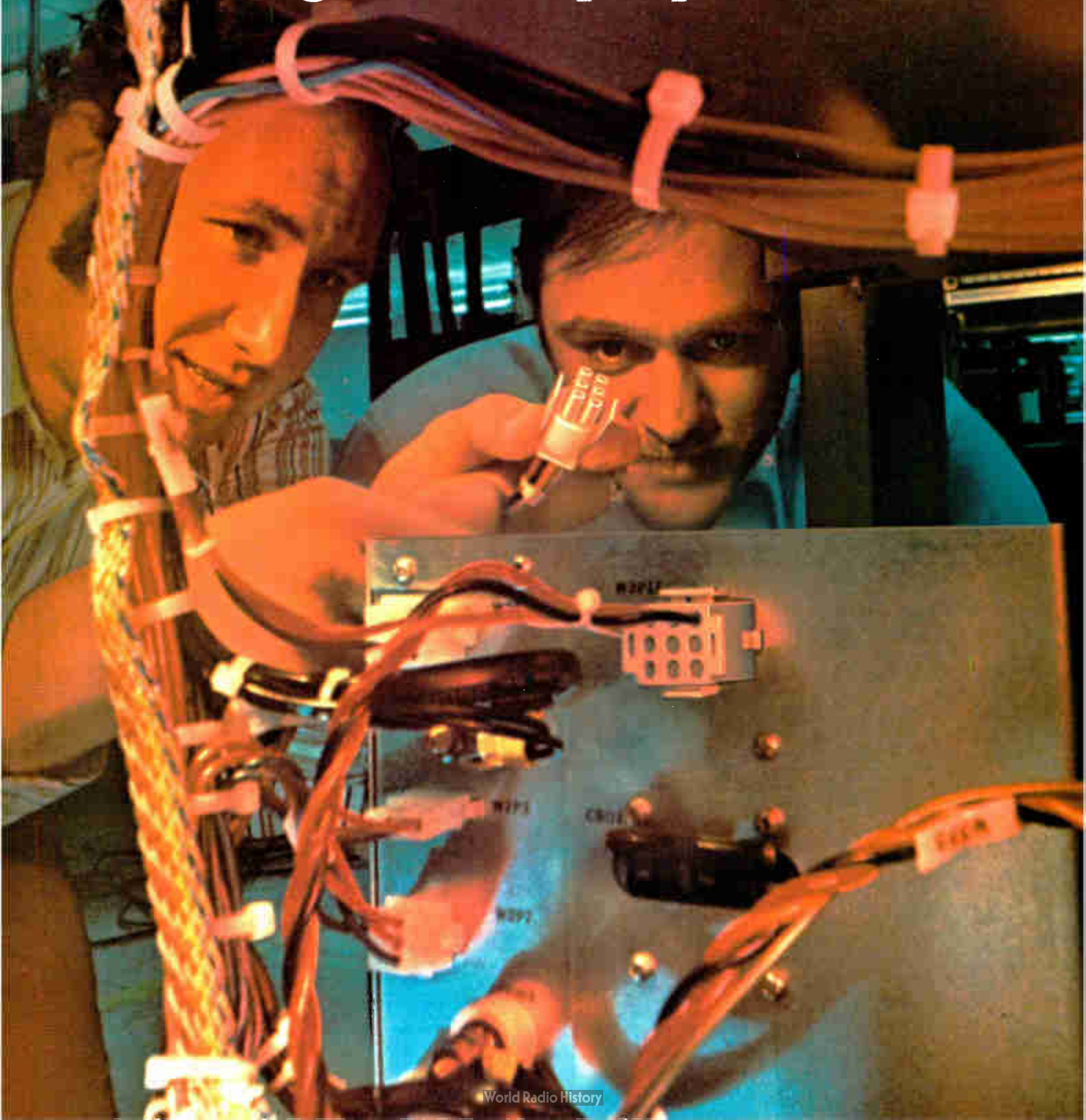
REPS: East—C & D Sales 301-296-4306, Contact Sales 617-273-1520, Harry Nash Assoc. 215-757-2213, Trionic Assoc. 516-466-2300; South—Merino Sales Co. 214-233-6002, Perrott Assoc. 305-792-2211, 813-585-3327, 305-275-1132, Wolfs Sales Serv. Co. 919-781-0164; Midwest—Electronic Innovators 612-884-7471, K-MAR Eng. & Sales 816-763-5385, McFadden Sales 614-221-3363, R.C. Nordstrom & Co. 313-559-7373, 616-429-8590, Technology Sales 312-438-3390; West—Mike Duffy Assoc. 303-934-7392, Electronic Component Marketing 714-524-9899, 213-649-5374, Spedden Assoc. 714-295-6122, Summit Sales 602-994-4587, Trident Assoc. 408-734-5900, Tri-Tronix 206-232-4993, 505-265-8409; Canada—R.F.Q. Ltd. 416-626-1445, 514-626-8324.

DISTRIBUTORS: Century Electronics (Albuquerque, Salt Lake City, Wheatridge CO), Diploma (Chicopee Falls, Clearwater FL, Dayton, Elk Grove Village IL, Farmington MI, Little Falls NJ, Minneapolis, Mt. Laurel NJ, Salt Lake City, St. Louis, Sunnyvale, Woodbury NY), Future Electronics (Montreal, Ottawa, Rexdale, Canada), Harvey Electronics (Fairfield NJ, Lexington MA, Norwalk CT, Woodbury NY), Intermark Electronics (San Diego, Santa Ana, Seattle, Sunnyvale), Lionex (Burlington MA), G.S. Marshall (Sunnyvale), Micro Electronics (Phoenix), Resco (Raleigh), R-M Electronics (Kentwood MI, Madison Hts MI), Semicomp (Newport Beach CA), Semiconductor Specialists (Burlington MA, Chicago, Dallas, Dayton, Farmington MI, Hazelwood MO, Indianapolis, Kansas City, Los Angeles, Milwaukee, Minneapolis, Pittsburgh, Milton Canada), Sterling Electronics (Albuquerque, Dallas, Houston, Los Angeles, New Orleans, Phoenix, San Diego, Seattle, Watertown MA), Technico (Columbia MD), Roanoke VA), Zeus Components (Elmsford NY).

Finally.

**A self-locking connector that's
classified UL 94V-0 for flame resistance
and UL 498 for 600 volts.**

And recognizes that people aren't.





Our flame retardant Universal MATE-N-LOK series can take up to 600 volts with ease.

But people can't.

That's why, along with all the UL, CSA, and VDE/CEE credentials you need for worldwide and flame-retardant use, Universal MATE-N-LOK connectors offer you an exclusive safety feature:

A unique silo-design housing that makes it virtually impossible for you, or anybody else, to touch or mismatch the pins and sockets.

So, in addition to reducing the potential of a fire, you're eliminating the chance of a short—or a shock.

With Universal MATE-N-LOK connectors, you get versatility too. Wire-to-pc board or wire-to-wire. Panel mount or free hanging. Mix pins and sockets in either half, for all types of keying combinations. And no matter how you apply them, Universal MATE-N-LOK connectors are greedy for power—with dual-wire capabilities and other features that let you pack more action into less space.

Of course, Universal MATE-N-LOK connectors, for sophisticated through non-critical applications, are backed by AMP technical service. Not just ordinary service, but the kind that says we'll help you with design problems. Application tooling. Training for your people. And troubleshooting. Just call us.

Find out more about how Universal MATE-N-LOK connectors—and AMP—can help you get more power to your products.

Without getting power to the people who use them.

Call Customer Service at (717) 564-0100, or write:
AMP Incorporated, Harrisburg, Pa. 17105.

AMP
INCORPORATED



AMP and MATE-N-LOK are trademarks of AMP Incorporated.

Circle 59 on reader service card

Texas Instruments has just made buying a programmable calculator a better deal than ever.

SR-56
Super slide rule
Key programmable
~~\$109.95~~

**\$10
REBATE**



SR-52
Card
programmable
~~\$299.95~~

FREE
\$59.90*
WORTH OF
SOFTWARE

FREE...\$59.90 worth of software libraries when you buy an SR-52. \$10 rebate when you buy an SR-56.

Thousands of professionals like you have discovered the decision enhancing power of personal programmable calculators. Perhaps you've considered it, too. Take advantage of these limited-time offers and buy one now.

SR-52

The card programmable calculator with computer-like power. 224 program steps and 22 data memories let you solve complex problems. Fast. With less chance of error. You can load complete programs from small magnetic cards in just two seconds. Process and record data or perform complicated calculations automatically. Select a program from the SR-52 Basic Library, which includes 22 prerecorded program cards. There's also a wide variety of optional prerecorded libraries—or you can record your own programs.

Programming is easy with TI's exclusive AOS (Algebraic Operating System). You enter expressions—both numbers and functions—from left-to-right, just as you would write them out on paper.

The SR-52 becomes a printing calculator when mounted on the Texas Instruments PC-100 printer. This quiet, high-speed printer provides hard copy printouts of your data. Anything from intermediate results to answers, to listing an entire program at the push of a key.

Membership in TI's Professional Program Exchange (PPX-52) is also available to you. As a member, hundreds of user-submitted programs will be available to immediately help you in your professional field.

Buy an SR-52 anytime between January 20, 1977 and March 31, 1977 and Texas Instruments will send you two software libraries—a \$59.90 value—free.* Choose from Mathematics, Statistics, Finance, or Electrical Engineering. See details in coupon below.

SR-56

A powerful, super slide rule calculator that's key programmable, too. 74 preprogrammed functions and operations easily handle tough scientific problems. 100 programming steps plus 10 memories allow you to obtain results once requiring the assistance of a computer. Yet no programmable is easier to master. There's no special entry sequence to learn with TI's unique AOS (Algebraic Operating System). AOS allows easy left-to-right entry of expressions, both numbers and functions. Build your own programs and use them again and again. Or select one from the SR-56 Applications Library. 56 different programs in mathematics, statistics, finance, electrical engineering, and more are contained in the 192-page Library. Select a program, follow the listing, and you can begin immediately to solve your own problems.

TI's PC-100 printer will turn your SR-56 into a quiet, high-speed printing calculator. Hard copy printout provides intermediate results, answers, or will print an entire program listing at the push of a key. In addition, a single program allows you to print the calculator's entire data memory content.

And, if you buy an SR-56 anytime between January 1, 1977 and March 31, 1977, Texas Instruments will send you a \$10 rebate.† See details in coupon below.



*U. S. suggested retail price, may vary elsewhere.

†Offers void where prohibited by law. Good in continental United States only.

TEXAS INSTRUMENTS INCORPORATED

SR-52 FREE Software offer. M

Indicate choice of 2 software libraries below and (1) return this completed coupon along with (2) your completed SR-52 serialized customer information card (packed in box) and (3) a dated copy of proof of your purchase, verifying purchase between Jan. 20 and March 31, 1977, to:

SR-52 Free Software Offer
Texas Instruments Incorporated
P. O. Box 1210
Richardson, Texas 75080

Name _____
Address _____
City _____ State _____ Zip _____
SR-52 Serial No. _____ (from back of calculator)

Math Statistics Finance EE
Texas Instruments reserves the right to substitute software libraries of equal value, based upon availability. Please allow 30 days for delivery. E1A

SR-56 \$10 Rebate. M

Texas Instruments will rebate \$10.00 of your original SR-56 purchase price when you (1) return this completed coupon, (2) along with your completed SR-56 customer information card (packed in box), and (3) a dated copy of proof of your purchase, verifying purchase between Jan. 1 and March 31, 1977, to:

SR-56 \$10 Rebate
Texas Instruments Incorporated
P. O. Box 1210
Richardson, Texas 75080

Name _____
Address _____
City _____ State _____ Zip _____
SR-56 Serial No. _____ (from back of calculator)

Please allow 30 days for rebate. E1A



The LSI-11. Anything less isn't really enough.

Almost everyone knows Digital's LSI-11 is the highest performance, most software-supported micro device on the market.

Which is why some people think that the LSI-11 may be just a bit too much.

In fact, for lots of applications, anything less than the LSI-11 isn't really enough.

Start designing your new product with anything less than the LSI-11's performance and you start with all kinds of limitations on your good thinking. Not enough speed. Not enough arithmetic capability. Not enough instruction set versatility. Not enough power in the software.

So anything less than the LSI-11 may not give you enough computer to get the job done. Or to make your product everything it could be.

Start designing with anything less than the LSI-11's proven hardware configuration — a ready-made 8½" x 10" card —

and fully-developed PDP-11 software, and you may miss the market.

Put your product on the market with anything less than the LSI-11's expandability, and you wind up starting from scratch as soon as the competition forces a re-design.

On the other hand, start with the LSI-11 and you may at first get more than you want.

But you'll certainly get everything you need.

Raw compute speed — 400ns micro cycle time.

Real arithmetic power — multiply-divide, integer and floating point arithmetic. Floating point multiply, typically 64 μ sec.

The most versatile instruction set in the micro market — all the instructions of the PDP-11/34.

Powerful software, proven on over 25,000 PDP-11's. For engineering, diagnostics and resident de-bugging. Three operating systems — RT-11,

RSX-11S, and PTS-11. Three high level languages — FORTRAN, BASIC and FOCAL. And a whole library of applications.

You also get 16-bit architecture, a bi-directional asynchronous, 33-line I/O bus that's far simpler than any 8-bit design, the only non-volatile core memory option in the micro marketplace, the ability to expand up into the rest of our famous PDP-11 family, plus the kind of reliability that's made us the number one company in bigger OEM machines.

The LSI-11. It may put you so far ahead at the start, the competition will never catch up.

For 600 pages of solid technical information, plus our new brochure of micro-computer case histories, "Why Anything Less than the LSI-11 Wasn't Enough for Me," just call toll free 800-225-9480 (in Mass. 617-481-7400, ext. 6819), or write Digital Equipment Corp., One Iron Way, Marlborough, MA. 01752.

digital
COMPONENTS
GROUP

ELEC-TROL REED RELAYS

ELEC-TROL SOLID STATE RELAYS



MEET SMALLFOOT!

Elec-Trol now offers miniature solid state relays for direct PCB mounting with the smallest "foot-print" in the industry—only 1.27 square inches—with switching capability up to 3 amperes at 120 or 240 VAC. They are available with 3-8, 8-18, and 18-32 VDC inputs to minimize input current and operating temperature.

Some of the other features offered by these low-cost solid state units include: zero crossover switching, photo isolation between input and output, total epoxy encapsulation, long life, and immunity to shock and vibration.

With their convenient pin mounting and small footprint, these new solid-state units can be squeezed into tiny spaces on your printed circuit boards for such applications as business machines, air conditioning or traffic controllers, computer peripherals, medical electronics, process control units, automatic test equipment, and automated machine tools.

For more information, use the reader service card. For immediate action, contact your local distributor, representative or the factory direct:

Elec-Trol, Inc., 26477 N. Golden Valley Road, Saugus, CA 91350, (213) 788-7292, (805) 252-8330, TWX 910-336-1556.

WE'RE NUMBER ONE!

Why does Elec-Trol sell more dry reed relays in the United States than any other manufacturer in the world? Maybe it's because we offer so many packaging styles—like DIP's, Open Lines, Encased-Lines, Molded-Lines, and Blue Boys. Maybe it's the optional features—like magnetic shielding, electrostatic shielding, contact run-ins, and miss-tests. It could be our complete range of contact forms, or perhaps it's our reputation for producing only high-reliability products.

Many of our customers say it's because we're the best single-source for most of their relay requirements—dry and mercury wetted reeds as well as solid state.

One thing for sure—when you specify Elec-Trol, you get better products at down-to-earth prices. For a quick overview of our products, ask for our Short Form Bulletin.

Elec-Trol, Inc., 26477 N. Golden Valley Road, Saugus, CA 91350, (213) 788-7292, (805) 252-8330, TWX 910-336-1556.

ELEC-TROL

ELEC-TROL

CCDs show influence on design quietly

by Laurence Altman, Solid State Editor

Although much charge-coupled-device technology lies buried in semiconductor-device design or hidden in custom programs for today's large military systems, it is making a tremendous impact on solid-state design. That's the consensus of device and system specialists working with the seven-year-old LSI-circuit technique.

Ironically, the CCD impact cannot be judged by standard products—there are precious few of them. A few medium- and high-density CCD image sensors and cameras are available from RCA Corp. and Fairchild Semiconductor for special image applications, such as infrared detection and surveillance equipment, and a handful of CCD serial and block-accessible memories are being produced by Intel Corp. and Fairchild for prototype disk and tape replacements. Also, a number of simple integrated-circuit analog delay lines use the CCD or a similar bucket-brigade approach to implement a variable delay, but these are not widely used because in many cases established mechanical devices or with discrete components can do the job more cheaply.

Only when one looks beyond the standard-product industry does the full impact of the CCD technique become evident—and it is truly significant. Probably David Barbe, as senior scientist and contract manager for the Naval Research Laboratory's extensive CCD-support programs, is in the best position to evaluate the largely hidden but powerful impact of CCD design in relation to system performance.

Military uses. "True, while CCDs have not made major new-product markets," explains Barbe, "the technology is the key to implementing powerful new system techniques,

especially in military signal processing and secure communications. It's allowing us to do things we just couldn't do before." In infrared detection systems, for example, CCD imagers are key elements in surveillance, navigational, and weather systems because they are more sensitive in the IR range than imagers based on other technologies. In addition, CCD analog and digital transversal filters are now being used in prototype versions of new communications systems.


Besides taking the place of a whole bagful of analog signal-processing components, such new filters increase system flexibility. Lower-cost filters can now be adapted to a particular application without having to undergo expensive remasking costs.

"This is only the beginning," says Barbe. "I've talked to people who are designing in other communications areas, like radar, sonar, and voice communications. The charge-coupled device is an enormously important component for those types of communications."

Telecommunications potential. Besides military applications, the CCD's impact on commercial telecommunications will also be significant. Bell Laboratories' CCD supervisor, Mike Tompsett, who has worked from the start of the technique seven years ago with Bell Labs CCD inventors George Smith and Willard Boyle, believes CCDs have a strong potential for telecommunications hardware—integrated delay lines, filters, and memories—standard component blocks in the Bell System.

Tompsett, however, points out:

Getting through. CCD has a good deal of potential for telecommunications uses. Here is a filter from Bell Labs.



Probing the news

"At Bell, cost and reliability are crucial. Here, we differ somewhat from military requirements. We need relatively simple devices that must be rugged, extremely reliable, and very low-cost. Military signal processing, on the other hand, needs very complex devices—filters, and so on—that are more delicate and cost more to build.

"While they need performance, we're in a continuous cost-performance battle with very established techniques, and in many areas, we think CCDs will offer the best solution," he says.

Tompsett says that analog delay is a promising application for CCDs. "Compared to other methods, CCDs handle analog delay very elegantly," he says. "And there's a huge number of analog-delay applications in the system—applications that can be accomplished now and potentially.

"With CCDs, you can make fully integrated analog delay lines on one LSI chip and still end up with very high-quality devices—70-to-80-decibel signal-to-noise ratio, 60-to-70-dB distortion, and so on."

System integration. In the long run, Tompsett predicts, the CCDs

Thinking. CCD 8-by-8 adder from TRW, where CCD techniques are being applied to standard logic functions to get faster signal processing at lower cost.

will permit further integration of telecommunications systems on larger and larger LSI chips. "With CCDs, you can integrate a whole communications function onto one or a few LSI chips, whether it's digital or analog circuits. Since CCDs are built with standard n-MOS LSI processes, you can begin thinking about putting, on a single chip, complex CCD filters and analog circuits, together with standard n-MOS logic and memory to control them. We're working with our systems analysts or system partitioning for these types of applications," he says.

CCD for logic use. While other designers are following fairly straightforward approaches to CCD implementation, workers at TRW's Electronic Systems division are breaking new ground. In addition to building CCD chips for imaging, memory, and analog signal-processing, TRW Semiconductor design specialists are applying CCD-circuit techniques in the area of standard logic functions.

Their approach enables complex signal processing to be handled by digital methods of binary computation that are faster and lower-cost than more analog methods. TRW has already built 16- and 32-bit adders and multipliers with CCDs, as well as other standard binary and arithmetic operators.

Thomas Zimmerman, one of the program leaders, points to the advantages of CCD logic. "These

logic circuits have much lower power dissipation and smaller size than other LSI methods," says he. "A 32-bit CCD adder requires only 21 square mils, while the equivalent function in n-MOS is over 30 mil². Moreover, a CCD adder dissipates well under 100 milliwatts, or 20 times less than equivalent n-MOS circuits.


Complexity. On complex CCD signal-processing chips, TRW could use CCD logic to shift, correlate, multiply and so on, as well as do standard computations like addition and subtraction. Moreover, the CCD chips can interface directly with a bipolar analog chip or go directly from logic to memory to a-to-d conversion. In short, one circuit technique can handle most signal-processing jobs.


Zimmerman points out that CCD logic is not intended to perform the standard ripple or series logical processes, involving many feedback loops, that now commonly are utilized to perform today's computer algorithms.

For that reason, CCDs probably would not be useful in standard computer architectures, even though in many circumstances this LSI approach costs less than conventional n-channel MOS or transistor-transistor-logic methods. But for computer systems requiring a generous proportion of pipelining, it is almost perfect.

All things considered, the future of CCDs in large system designs is formidable. Equally impressive is the mushrooming influence of the devices on design techniques for dense RAM chips. While the CCD bulk-memory product line is beginning to emerge—65-kilobit chips are in the offing—charge-coupled storage, being developed for 65-kilobit RAMs, may in the end be more important to device design than the more visible bulk memories.

All the major semiconductor makers are using the CCD approach to squeeze the size of RAM cells below the 1 mil² needed for 65-kilobit devices. Texas Instruments Inc. and International Business Machines Corp. have shown their RAM cell structures using CCDs. And it is a safe bet that other CCD programs around the world are making similar progress. □



A hand holding a hammer is about to smash a computer board into concrete. The hammer is green and the hand is holding a red handle. The computer board is broken into several pieces, and the concrete is cracked and crumbling. The background is a light blue wall.

Industrial Systems Should Not Be Cast In Concrete!

Needs change. Companies grow. And you can't afford to totally redo your system for every new requirement.

That's why PCS microcomputer hardware is totally modular. When system requirements change, a PCS microcomputer system can be altered simply by pulling out or plugging in a board. That's it. No costly rewiring.

No unreliable wire-wrapped connections. And whatever your future needs, you can meet them easily by choosing from the industry's largest selection of industrial microcomputer systems modules — without paying for overkill now or obsolescence later.

That's what PCS is all about. And that's why we've sold more industrial microcomputers than anyone else in the business.

PCS

PROCESS COMPUTER SYSTEMS, INC.
750 North Maple Road
Saline, Michigan 48176
313-429-4971

Please send me more information about PCS single-board microcomputers PCS packaged systems PCS customer support capabilities.
 Please have a salesman call.

Name _____

Title _____


Company _____

Street _____

City _____ State _____

Telephone _____ Zip _____

Borrow my coffee cup... but never my C-Meter.



The C-Meter opens up a new route to efficient designing. It's so handy that you'll find yourself measuring capacitors as a matter of course. Why? Because its pushbutton speed, high accuracy (.1%), small size and versatility (.1pf to .2 farads), make capacitors easier to measure than resistors.

With the C-Meter, you'll waste no time twiddling, and nulling, and you'll cut the need for expensive tight-tolerance capacitors or tweak pots in your circuits. You'll be a much more efficient engineer. And popular too, because people just can't keep their hands off the C-Meter.

You owe it to yourself to try one. Our reps are stocking them at **\$289.**



ECD CORP.

196 BROADWAY, CAMBRIDGE, MASS. 02139
(617) 661-4400

SALES OFFICES: AL, Huntsville (205) 533-5896; AZ, Scottsdale (602) 947-7841; CA, Costa Mesa (714) 540-7160; CA, Sunnyvale (408) 733-8690; CO, Denver (303) 750-1222; FL, Winter Haven (813) 294-5815; GA, Chamblee (404) 457-7117; IL, Elk Grove Vill (312) 593-0282; IN, Indianapolis (317) 293-9827; MD, Silver Spring (301) 622-4200; MA, Burlington (617) 273-0198; MN, Minneapolis (612) 781-1611; NJ, Camden (215) 925-8711; NM, Albuquerque (505) 299-7658; NY, Great Neck (516) 482-3500, (212) 895-7177, Syracuse (315) 446-0220; NC, Raleigh (919) 787-5818; OH, Centerville (513) 433-8171; TX, Houston (713) 688-9971; TX, Richardson (214) 231-2573.

Light glimmers through British gloom


by William F. Arnold,
London bureau manager

Believe it or not, some British electronics executives and market analysts actually are rather optimistic about their nation's battered economy. For one thing, they expect the gross domestic product to rise about 2% in real terms—hardly top of the league, but very good for Britain in these hard times.

For another, as the treasured North Sea oil begins to lead the country toward a brief self-sufficiency in energy, it should help reduce the chronic deficit in the balance of payments this year and put it into surplus the next. And, though the pound sterling took a drubbing last year, it now underpins a competitive export drive in electronics and other industries.

"We're beginning to see the turning of the corner. The signs are there," declares Jack Akerman, managing director of Mullard Ltd., the large broad-based components subsidiary of giant Philips of the Netherlands. "In orders and advance orders, the book is stronger than any time in the past two to two and a half years," he says, citing such electronics sectors as consumer, mobile communications, industrial, and data processing. Akerman forecasts a 10% increase in business in real terms, conceding that the last year or so hasn't been that good.

Controversial. Such forecasting is controversial, however. No, the British market will be downright "flat," counter both Stephen Forte, managing director of General Instrument Microelectronics Ltd., and John F. Cryer, manager of linear integrated circuits for RCA Solid State-Europe.



With a twist. Technician at Standard Telecommunication Laboratory watches cable equipment at work. Britain's telecommunications firms look for a generally good year.

Texas Instruments Ltd.'s Stuart D. Kitchiner, marketing manager for integrated circuits, foresees industrial and computer markets as strong and the consumer sector not so good. On the other hand, Alan D. Hall, marketing director for ITT Semiconductors, thinks industrial electronics could decline.


Naturally, one's market picture could be colored by what one sells and to whom, but *Electronics'* 1977 market survey gives some ammunition to both sides. Totals for two major divisions of assembled equipment and components rise about 13% each, a healthy increase that could be nipped some by inflation, however. In percentage terms, the semiconductor and medical-electronics categories lead with 20%, followed by computers at almost 18% and communications at 14%. Conversely, the consumer sector effectively remains flat, reflecting still shaky consumer confidence.

The computer sector looks like the star in terms of volume and percentage increase. Up some \$122 million over last year, it can anticipate particularly strong gains in sales of minicomputers and small and large computers, according to the survey. For example, International Computers Ltd., Britain's only mainframe

maker, expects to meet its 15% compound-growth target this year, says marketing manager Peter Ellis. As ICL fills gaps in its New Range of large mainframes and minicomputers, it plans sizable sales to such traditional markets as chain stores and savings associations, while seeking new orders from savings banks and manufacturers. These markets are reflected in the figures for electronic office equipment and point-of-sale gear, up 18% and 21%, respectively.

Despite competitors' grumbles that ICL, partially government-owned, grabs too many government contracts, Ellis estimates that this sector "will not show as great an increase as before." Sperry Univac's Malachy L. McIntyre, planning director of the Europe-Asia-Africa division, comments that his company aims to take market share away from ICL and IBM, and says that manufacturers and financial institutions look attractive as potential customers.

In the marketplace, "there's a mini-versus-mainframe battle going on," observes Hewlett-Packard Ltd.'s Derek Smorthit, computer-systems sales manager. He, too, forecasts good growth in manufacturing, as well as distributed processing for



OEM designer, Quay 80MPS microprocessor's made just for you.

Get your microprocessor-based product into design, prototype, and production fast with a Quay 80MPS. Quay 80MPS is a complete, versatile, powerful, proven microprocessor system ON A SINGLE BOARD, at \$695. (Qty 1). No way could you build one for less from scratch. With OEM discounts, Quay 80MPS is cost effective from unit to production quantities. Quay 80MPS does all you want it to do and more. We'd like to tell you more about it.

Features

- Single PC board, 16 pin dip connectors (no costly backplane or edge connectors.)
- Z-80 CPU. 158 instructions, 2.5 MHz clock.
- 4K dynamic RAM. Expands to 16K on board (Z-80 refreshes w/o loss of thru-put).
- 1K UVEPROM monitor. Inspect, alter, dump, and load memory; set breakpoints; trace and single-step debugging; handles serial I/O.
- 7 additional UVEPROM sockets.
- 4 8-bit parallel I/O ports. Vectored interrupt (2 Z-80 PIO's, expands to 4).
- 1 socket for Z-80 4 channel counter timer.
- 1 UART. RS232 & 20 ma interface.
- UVEPROM programmer (2708).
- Fully buffered address, data and control.

Quay 80MPS is \$695, quantity one. Available off the shelf. Send for complete details. Or for fast action, call 201-681-8700.



P.O. Box 386, Freehold, N.J. 07728.
Phone: 201-681-8700

Probing the news

warehouses, and plans to increase market share against main competitor Digital Equipment Corp.

Although the telecommunications sector may be buffeted by the projected British Post Office stretch-out of new semi-electronic exchanges, the overall total for the communications category brightens things a bit. Up about \$119 million, the communications market is paced by notable gains in navigation aids (excluding radar), radio communications, except broadcast, and private telephone switching.

Consumer electronics may be the largest category, but it more closely reflects the overall economic mood by climbing a modest \$66 million this year. As a barometer, sales of color-television sets probably will climb only slightly to about 1.7 million units, but that category represents \$450 million this year. Some industry executives anticipate the beginning of a replacement market this year, however.

Industrial uncertainty. The industrial category mirrors an uncertain overall market outlook. Some think it might perk up, but perhaps the prevailing opinion is best expressed by Hewlett-Packard's David Metcalfe, instrument sales manager: "No real growth." *Electronics'* estimates confirm this by showing only a

modest 9% rise, dominated by process-control systems.

A smaller but more diverse market is that of test and measuring equipment, although *Electronics'* estimates also show a slightly flat trend. But Metcalfe, surmising that this year more "smart" instruments will be on the market, thinks that the test equipment might show some real growth.

On the cheerier components side, the semiconductor category will rise some \$52 million, almost matching the increase of the passive category, which still accounts for more than half the total market. As for microprocessors, the glamor boys of the industry, Fairchild's Robert N. Blair, general manager for northern Europe, states that "they will bulldoze ahead without question," adding that 16-k RAMs also are mushrooming." But ITT's Hall asserts, "There's more smoke than fire in that market—no OEM has built one into his products."

TI's Kitchiner concurs that the devices "are still in their infancy." *Electronics'* estimates show almost three times more sales this year—but only on a small slice of the total chip market.

This year, other suppliers should also join Texas Instruments in making decoders based on LSI devices for Teletext "video magazine" and Viewdata telephone-based "home video computer terminal" markets. □

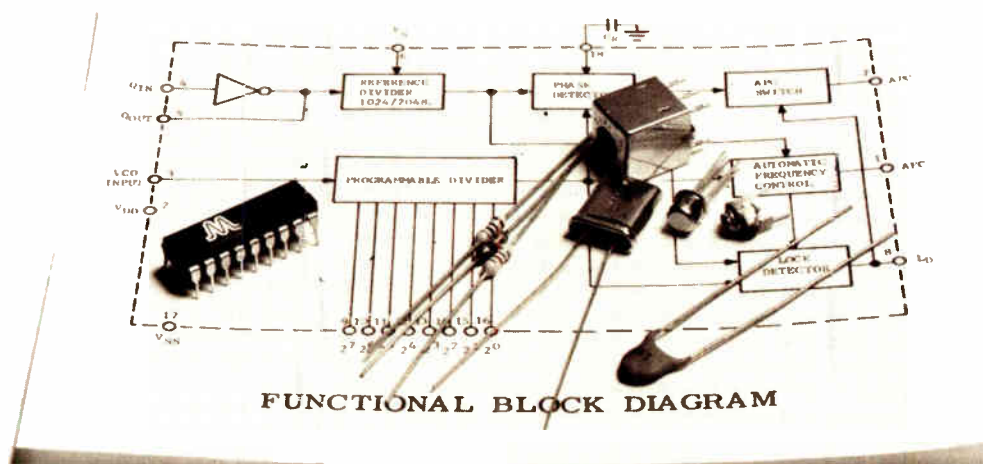
BRITISH ELECTRONICS MARKETS FORECAST (IN MILLIONS OF DOLLARS)

	1975	1976	1977
Total assembled equipment	2,331	2,533	2,870
Consumer electronics	790	791	857
Communications equipment	600	697	810
Computers and related hardware	643	720	842
Industrial electronics	148	158	172
Medical electronics	65	75	90
Test and measurement equipment	65	71	77
Power supplies	17	18	20
Total components	820	918	1,048
Passives	451	491	552
Semiconductors	198	236	288
Tubes	171	191	208

(Exchange rate: \$1 = 60 pence)

Note: Estimates in this chart are consensus estimates of consumption of electronic equipment obtained from a survey made by *Electronics* magazine in September and October 1976. Domestic hardware is valued at factory sales prices and imports at landed costs.

Lower the cost of multi-channel communications.



Our Digital Frequency Synthesizer plus a few components give you 40 CB channels meeting new FCC specs— or over 150 channels if you need them.

Take a long, hard look at our Digital Frequency Synthesizer. Needing only a few external components to create over 150 channels, it can reduce your manufacturing costs—with absolutely no performance compromises. In fact, its phase-locked loop performance characteristics will likely prove superior to strictly-crystal implementations.

Operating from an internal 10.24 MHz oscillator, our Synthesizer comes in two models: the 7139 provides for 5 kHz or 10 kHz channel spacing—while the 7149 features a fixed 10 kHz spacing, along with a 5.12 MHz output for single-crystal CB implementation. Channel selection in both models is accomplished via eight binary input lines. And through sample-and-hold phase detection, the VCO outputs achieve exceptional low-phase noise without the use of troublesome active filters.

We do it with our special brand of Large Scale Integration called High-Density CMOS (HD/

CMOS). Combining multi-level interconnects with milliwatt logic, HD/CMOS effectively integrates into a single IC, all digital functions required for highly stable, phase-locked loop frequency synthesis.

Exceeding all FCC requirements, our HD/CMOS Synthesizer is ideal for a wide range of applications—from 40-channel CB transceivers to communications satellites. For complete technical specifications and pricing information, ask for Communications Product Marketing at (408) 247-5350 or Telex 910-338-0154.

**MICRO
POWER
SYSTEMS**

3100 Alfred Street, Santa Clara CA 95050

Memories

Intel's 2708 draws a crowd

Competitors counter with rival 8-k UV-erasable PROMs even as 16-k versions are being prepared for market

by Bernard Cole, San Francisco bureau manager, and Larry Armstrong, Midwest bureau manager

Take a market estimated at \$30 million, let one company dominate it with a device that is a key microprocessor prototyping element, and chances are that, before too long, competitors will be elbowing each other in their eagerness to catch the leader. That's the picture created with Intel Corp.'s market-dominating ultraviolet erasable and electrically reprogrammable read-only memory, the 2708, being chased by the other top semiconductor makers.

While 2-k and 4-k PROMs exist, the 8,192-bit 2708 is proving to be valuable because of its speed, ease of programming, and low power drain. The n-channel silicon-gate MOS part, which requires three power supplies, can be accessed in 450 nanoseconds requires no clocks, and is compatible with transistor-transistor logic.

The chase is on. Texas Instruments Inc., Mostek Corp., Motorola Semiconductor Products group, Signetics Corp., National Semiconductor Corp., Advanced Micro Devices Inc., and Electronics Arrays Inc. are all pursuing the front-runner. Al-

though Intel is keeping aware of what's going on behind it, the company professes to be unper-turbed.

'Hoopla.' Jack Carsten, vice president and director of marketing, considers industry talk that several second sources for the 2708 will bring about a radical change in the nature of the EPROM market is "just a lot of hoopla. The same sort of hoopla was raised several years ago when a number of companies said they were going to produce the 1702, a 2-k EPROM," he says. "For one thing, only half those who said they would actually come out with the product. And when they did, pricing came down, but not that much. Volume didn't increase substantially either."

Moreover, by that time competitors came out with 2-k versions, says Carsten, Intel was offering its 4-k/8-k versions, the 2704/2708. "We fully expect history to repeat itself," he says. By the time its competitors get into the marketplace in volume with their 8-k parts, says Carsten, Intel will be ready to go with a part that will not only have twice the density—16,384 bits—but will require only a single supply. He fully expects to maintain the two-year lead time Intel has in the EPROM marketplace—one in which the 2708


constitutes 10% to 15% of Intel's annual memory sales, say industry sources.

Intel's Silicon Valley rivals view the trend to 16-k designs with single 5-v supplies as inevitable, but not a near-term problem. The threat that Intel may have both a single 5-v EPROM process and a 16-k part is not insurmountable, says Andrew Allison, MOS marketing manager at AMD, "We've all got a leg up on the process, we've all got parts, and we're all working on 5-v devices, as well as higher-density ones."

Counterpoint. Don Bell, president of Electronic Arrays, points out that the only possibility that might upset the situation a little would be if Intel were to begin volume production with a 5-v 16-k UV-erasable ROM as everyone else was entering the market with three-supply 8-k parts. "Even if they introduced it now," he says, "I don't see them with the part in any significant volume before the end of the year. Besides, they still have ASPs [average selling prices] against them."

Larry Jordan, EPROM marketing manager at National, says the 8080-type, three-supply microprocessor market will be viable for another two to three years. He expects the average price of 2708 types to drop by 50%, unit volume to about quadruple, and total dollar volume to peak at about double the present \$20 million to \$30 million a year before dropping off. By the time 5-v microcomputer systems such as the Zilog Corp. Z-80 and the 8085 go into volume production, he says, National will be ready with a 5-v EPROM and higher-density devices.

On the Texas front, TI and Mostek



have 16-k designs waiting in the wings, and officials of Motorola's MOS semiconductor operation in Austin do not expect larger EPROMS to have much of an impact this year. George Foote, Motorola memory planner, puts it this way: "There's such an incredible demand for 8-k EPROMS it will be another year or so before everything is sorted out."

TI's alternate. Texas Instruments, with its IMS2708 [*Electronics*, Jan. 6, p. 146] is probably the first alternate 2708 source. While TI's part is plug- and spec-compatible, it typically dissipates 450 milliwatts at 25°C—substantially less than Intel's 800 mw at 70°C. In addition, by the end of the month, TI will sample a second part, the 27L08, which dissipates 475 mw maximum at 0°C—roughly equal to 350 mw at 70°—considerably less than half the power of the Intel part.

TI plans to offer samples of its 16-k version in the second quarter. "It will be like the 2708, but twice as big," Hewkin says. The IMS2716 will probably be packaged in a 24-pin ceramic package and will require three power supplies.

Mostek, like TI, is working on a different 2708 design: "We're aiming our device to be as compatible with Intel's as possible," says Derrell Coker, applications engineer for the Carrollton, Texas, firm. "It looks identical at the pinout level, but we've lowered the power quite a bit." The company is now characterizing its part; samples will be available about March 1. The so-called MK 3708/2708 is TTL-compatible, and it will need less than 400 mw maximum from 0° to 70°C.

Also in Texas, Motorola is apparently copying the Intel design. Although the company has not formally announced its EPROM, it is sampling and gradually building production at its Austin, Texas, semiconductor facility. "The 68708 is identical in all respects to Intel's," claims George Foot, memory planner for Motorola Semiconductor. Foote estimates that 100,000 8-k EPROMS were shipped last year at an average selling price of \$35 each. For 1977, he's estimating 500,000 units, but concedes that the average price eventually may drop to as low as \$18 each. □

Now, a single integrated circuit, our TAD-32 (Tapped Analog Delay), can provide filtering with passband-to-stopband ratios of 40 DB or more per device. Simple variation of the clock sampling rates over 5 decades will accordingly shift a given filter characteristic. Transversal or recursive filters can be constructed with over 60DB dynamic range and linear phase. Tapped delays up to several hundred milliseconds are possible.

Discrete time analog signal processing using charge transfer devices is a reality at RETICON.

The TAD-32 is just one device in this growing family.

We don't just talk about them, we make them.

THIS DIP DOES IT ALL.

**TAPPED DELAYS
MATCHED FILTERS
CORRELATION
CONVOLUTION**



RETICON®

910 Benicia Avenue, Sunnyvale, California 94086
PHONE: (408) 738-4266 TWX: 910-339-9343

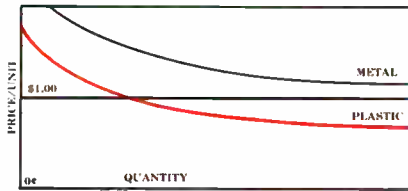
Join Motorola's New Age of Buck-Saving, Performance-Busting TO-220 SCRs and Triacs!



World Radio History

Can Metal Can!

Motorola TO-220 First to Save 30%



Save 1/3 out of your next thyristor buck by specifying Motorola TO-220 SCRs and Triacs.

And get better performance!

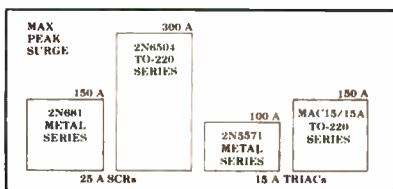
These 25 A SCRs and 15 A Triacs actually cost 1/3 less than comparable RCA and GE metal studs in almost any quantity.

The 2N6504-09 SCR is a natural-born replacement for those goodie-but-oldie 2N681-series sockets where you're operating to max limits set by data sheet ratings . . . motor and heating controls, power supplies, battery chargers, crowbars, ad infinitum.

It's got super low, 1.8 V max V_F at 50 A peak or just 26 W P_D at full rated current. You can heat sink to 85°C case with lower thermal excursions and potentially longer life.

Use MAC15/15A Triacs for full-wave designs and realize the same 1/3 saving! Like the SCR, it blocks to 800 V and operates from -40°C to 125°C.

Motorola TO-220 First to Defy 300 A Peaks

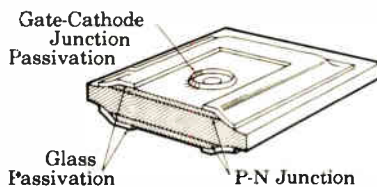


Whoever heard of a TO-220 SCR with 300 A peak surge ratings? You did - exclusively from Motorola.



That's *twice* the performance available from 2N681 metal studs in less than half the space.

We've maximized the technology in TO-220 to state-of-the-art levels by enlarging the active die area approximately 15% in each package - SCR and Triac - so much more capability is available than from any other comparable plastic OR metal package.



And who else but the industry's technology leader would offer the only truly upgraded thyristor process technology to come down the road since glassivation began - Photo-Glass.

Result? Total assurance that voids, moisture and impurity penetration don't exist -

but excellent reliability does.



Motorola TO-220 First to Raise Reliability

Our TO-220s can take almost anything you can throw at them.

Like worst-case, full-on, full-off power cycling with package temps reaching 'way beyond your design limits . . . 95°C excursions.

Our plastic packages survived 43 MILLION of these power cycles with just 15 failures. An MTTF of 3 MILLION cycles!

Or blocking life tests at rated ambients. Our TO-220s survived 279,000 hours with zero failures.

Or 100 days at MIL-S-750 conditions - 92% to 98% relative humidity with units alternately drenched, then dried, during 24-hour cycles. Just one failure.

Motorola TO-220s can take it. Our brochure proves it.

Motorola Thyristors First in Price, Quality, Availability

There is nobody else with more to offer in SCRs and Triacs to 40 Amps than Motorola. Check it out.



And the best costs even less now through Motorola's unmatched volume production capability.


We won't be undersold. By anyone.

Try us. Contact an authorized distributor, sales rep or Box 20912, Phoenix, AZ 85036 for Guide to Thyristors and Everything You Always Wanted To Know About Reliability.

See the Plastic SCR and Triac world for what it really is. Motorola's.



MOTOROLA Semiconductors



Retailing is his game: EE turned store owner is striking gold

by Gerald M. Walker, *Consumer Electronics Editor*

A small band of pioneers is staking out claims in electronics retailing territories opened by the aggressive expansion of technology into consumer areas. One of those pioneers made quite a jump—from designing petroleum-industry process controls to selling video games, scientific calculators, and digital watches. And for Philip M. Aiken, giving up the drawing board for the showroom has proved to be a profitable move.

Last April he left his job at Mobil Research and Development Corp. in Princeton, N. J., to form Lectro-Media Ltd. in Philadelphia, a store specializing in the new darlings of discretionary spenders. Aiken also has a mail-order operation. In his first year, he expects to gross about \$1 million.

Why should an engineer just a thesis short of a Ph.D. from Purdue get the urge to sell consumer electronics products? "These products have become more sophisticated, yet the traditional department stores and discount houses are not capable of evaluating them, much less demonstrating them," he says.

"We've had no trouble in taking business away from the traditional stores. The main problem has been convincing the manufacturers that a small specialty shop with national mail-order marketing can do a volume business."

Aiken developed his interest in consumer electronics more or less by accident. While designing refinery process-control systems for Mobil, he became an off-hours guru of scientific calculators, trying out and recommending models for other engineers at the R&D lab. When the first video games appeared early last year, he put together a kit using the General Instrument six-game chip, intending to put it on the mail-order market. But trying to sell a kit at a price competitive with finished products plus possible patent problems washed out his plan.

However, having learned the insides of video games and scientific calculators first-hand, Aiken recognized an opportunity to provide a special retail service.

"We are dealing with sophisticated products for sophisticated con-

Gamesman. Philip M. Aiken talks to a customer in his Philadelphia video-game store. He expects to chalk up \$1 million in sales in his first year in business.

sumers who can appreciate the products," he says. "My original plan was to add microcomputers to the shop, but the games sales have been so good that I have only had time to sell computers via mail order. The programable game [Fairchild's VES] has been an instant success."

In addition to his engineering acumen, a key factor in his current success was moving to a store in Newmarket, an arts, crafts, and restaurant center in Philadelphia's most affluent residential area. In Aiken's glass-walled store, the games can be displayed easily. At night, he puts a bank of games on a projection television screen that adds dramatic appeal. Already cramped, Lectro-Media may move to larger quarters in the shopping center.

Becoming his own boss meant Aiken had to learn new skills. "The main lesson to learn in retailing, especially this business, is inventory control," he says.

"You can't afford to be caught with a large inventory of products when prices are falling every week. This was the case in calculators. So far, games prices have held."

"A problem with games in the current market is the arrogance of some of the small manufacturers, who are currently riding high. Programable games will change the situation in favor of the large manufacturers."

Naturally, he expects more and more competition. Some of the Byte Shops selling microcomputers have already diversified into games. "There is a big opening for small- to medium-sized stores in this field, provided they know the products—and are prepared to retail nationally," he remarks. "I have no regrets about leaving engineering.

"I don't think video games are a fad, at least not the programables. At first the important features were remote hand-held controllers and full color. Now the main feature is programability. The next step will probably be some kind of crossover from games to microcomputers." □

How to get the benefits of CMOS in your static RAM sockets:


Unplug your 2102's

Plug in our CMOS 5102's.

It's truly simple. Our 1Kx1 SY5102 static RAM is a pin-compatible CMOS replacement for the popular but power hungry 2102.

With our new 5102 you can just replace parts in your existing designs and immediately cut power—both operating and standby. And the standby requirement is only 1 (one!) mW at 5 Volts. No power-down circuitry needed.

Whenever our 5102 is not enabled, it's in standby. You can use power-down circuitry if you want, but it's not required. Terrific for systems that use battery backup. It runs at 5V, keeps memory alive at 2V!



Also available: SY21L02

If low operating power is interesting to you, but you're building low-cost memories, turn to our new SY21L02 N-Channel static 1K RAM. It needs only 15mA operating. The data sheet will give you all the details.

For data sheets, samples or information about either SY5102 or our SY21L02, call or write Bob Cushman. (408) 984-8900.

3050 Coronado Drive, Santa Clara, CA 95051.

Synertek Saves.

**Synertek.
Solutions.
Not problems.**

Now Norden gives DEC's PDP-11/34 all the muscle it needs to work in any military environment.



Announcing the new PDP-11/34M in half ATR and full ATR versions

First of a family of military computers to spring from the union of Norden's experience in high technology military electronics and DEC's leadership in minicomputers.

The PDP-11/34M has the muscle for severe environment operation, meeting airborne (MIL-E-5400), shipborne (MIL-E-16400), and land based (MIL-E-4158) specs. It's packaged in a compact half ATR chassis or a versatile full ATR chassis each with cooling and mounting options.

Fully compatible with PDP-11

The PDP-11/34M is completely compatible with DEC's commercial counterpart. Thus, the most extensive, proven software in the mini-computer industry is now available on a true military computer. Powerful, efficient operating systems cover single user, time-sharing, real-time, and multi-function choices included in RT-11, RSX-11, and RSTS/E. High level languages include MACRO-assembler FORTRAN, FORTRAN Plus, COBOL, BASIC and BASIC Plus.

Extensive features

The Norden PDP-11/34M comes with the extended PDP-11 instruction set (over 400 instructions); multiple register architecture; hardware stack processing; multiple priority level vectored interrupts; and integral direct memory addressing (DMA).

What's more, the PDP-11/34M can be configured with up to 124K words of byte parity core memory using 16K or 32K word modules, and with a memory management system for program protection—plus a floating point processor for high speed number crunching.

In addition, it boasts integral CPU and memory diagnostics. And large selection of peripherals and interfaces.

An unbeatable combination

Add it up and you get a military computer so muscular, so powerful, and so easy to use, it makes the others look like under-achievers. To learn more, write or call Marketing Manager, Computer Products Center, Norden Division, United Technologies Corporation, Norwalk, CT 06856. (203-838-4471)

PDP-11 data processing with military muscle

NORDEN

Division of
 **UNITED
TECHNOLOGIES®**

Circle 78 on reader service card

Military electronics

Wrapping up F-16 pacts

Agreements for \$325 million worth of work under European offset deals to be signed by March

by James Smith, McGraw-Hill World News

European companies in line for avionics contracts for the General Dynamics F-16 fighter plane are breathing a bit easier these days. With most of the squabbling over what is being called the arms deal of the century behind them, the companies expect to have all the contracts for \$325 million worth of electronics—not including the radar—signed by February's end. The work is being done under an offset agreement; that is, a percentage of the purchaser's cash outlay for finished planes is offset by subcontracts to that nation.

Involved are four nations—the Netherlands, Belgium, Norway, and Denmark—buying 348 of the light-weight fighters. The U.S. will purchase 650 aircraft containing, for the first time, equipment made overseas [*Electronics*, March 18, 1976, p. 75].

The final contracts—excluding the Westinghouse radar, which still is the subject of a great deal of controversy—will be signed two months later than planned. But General Dynamics officials in Brussels still expect to adhere to their original schedule of phasing in European electronics production with the airframe and engine of the F-16 program. The firm also expects to stay within the ceiling price of \$6.09 million per plane.


Spreading the avionics work among the four European countries has caused several headaches and not a few delays. In Denmark, for example, contracts for more than half of the \$100 million of offset electronics still have not been awarded. The delays have been caused by constraints built into the F-16 program. Among them:

- Requirements that European producers be cost-competitive with American firms.
- Insistence that suppliers of high-technology equipment have previous production experience.
- U.S. Government requirements that, for security, certain components be made in the U.S.

The major remaining problem is offset arrangements for the Westinghouse radar—which, if anything, have become more and more complicated and are not expected to be signed until May, five months late. Originally Belgian companies MBLE, Siemens, ACEC, and Bell Telephone Manufacturing Co., together with Philips' Dutch subsidiary Hollandse Signaalapparaten, expected to share more than \$200 million in orders for radar components. But the low bid by Westinghouse in late 1975—one of the last contracts to be awarded—cut the figure in half.

Another stumbling block is that the Scandinavian countries have little available production capability for airframes and engines, so General Dynamics was forced to send much of the business to the Low Countries and channel a higher proportion of avionics to the Norwegians and Danes. As a result, it is proving very difficult to increase the electronics package for the Belgians and Dutch without shortchanging the Scandinavian countries.

Finally, General Dynamics is hoping that eventual sales of the F-16 to other countries, such as Iran, will sweeten the electronics kitty. European companies stand to share 15% on Third-World purchases—although the sharing between various industries still remains to be worked



out. So far, the Belgians are not convinced by this possibility, fearing they may have trouble meeting cost-competitive requirements.

Contract negotiations for the offset were, at times, difficult and complicated. Typical of the arrangements that had to be made was one worked out between Lear Siegler Inc. of Santa Monica, Calif., and Danneborg of Denmark. After long negotiations, Lear Siegler is expected to subcontract components for the flight-control computer, in many ways the heart of the plane, to Danneborg. But the American firm will assemble and test the machine, giving it more production control and limiting Danneborg to work on parts that will keep it competitive. And the Danish company also need not purchase expensive test equipment for its F-16 work.

By contrast, Norway's Kongsberg Vapenfabrik will assemble, test, and deliver complete inertial navigation systems for the U.S. contractor, the Kearfott division of the Singer Co. in Little Falls, N.J. The Norwegian firm, however, will not make all the modules for the system. In this case, says General Dynamics, the intent is to transfer technology, taking into account the foreign firm's own commercial interests, experience, and cost-competitiveness. □

THE BEST VOLTMETER YOU CAN BUY ISN'T A VOLTMETER.

The Fluke 8500A is an advanced measurement system, but most people buy it because it's the finest high speed 10 ppm voltmeter built.

So why make a distinction?

Simply because all other digital voltmeters have been nothing more than that, voltmeters. As quickly as technology advanced or needs changed, the unit became obsolete. Not so with the 8500A.

The 8500A employs a unique analog/digital bus in conjunction with an internal micro-processor to control measurement and interface modules. The function modules, such as resistance, current, IEEE-488 interface, etc., can be plugged into any available slot in the bus by the user.

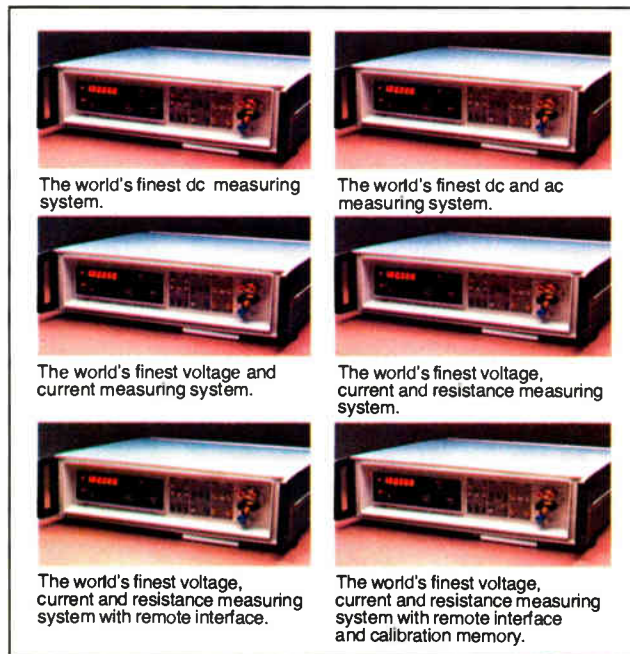
The controller then senses the module and measures the new parameter or performs the new function.

So as technology or your needs change, so does the 8500A. You won't be stuck with a dead-ended instrument.


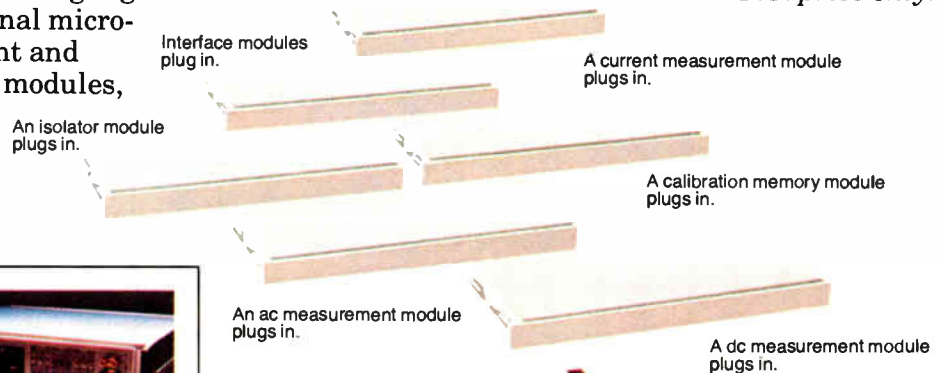
All for a basic system price of \$2,695*.

Obviously, there's a lot more to tell. For data out today, dial our toll-free hotline, 800-426-0361.

**U.S. price only.*



The 8500A can be whatever you want it to be, so it's never obsolete.



The heart of the 8500A is a universal architecture with a unique analog/digital bus.

MEMORIES

It's a user's paradise: cheaper RAMs, reprogrammable ROMs, CCDs and bubbles coming along

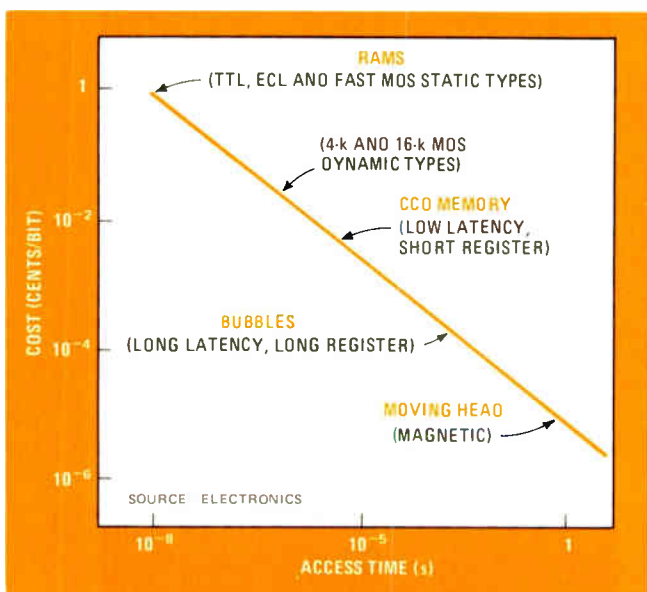
by Laurence Altman, *Solid State Editor*

Memory chips are everywhere. Calculator manufacturers are putting them in programable calculators for storing arithmetic programs. TV makers are using them for storing channel frequencies in digital tuners. Instrument manufacturers are hooking them up to batteries in portable equipment, while makers of point-of-sale equipment are building them into on-line sales-counter units that continually update inventory information.

The flood is all-engulfing, now that the new memories are no longer limited to computers. They have become a universal design element that is introducing the benefits

of data storage to all electronics-equipment industries.

The driving force is wave upon wave of new memory technology. New bipolar isolating methods have doubled the speed of TTL memories. Shallower and better-controlled ECL junctions have resulted in memories that can operate at an unprecedented 7-nanosecond access time. Double-level and depletion-load MOS techniques

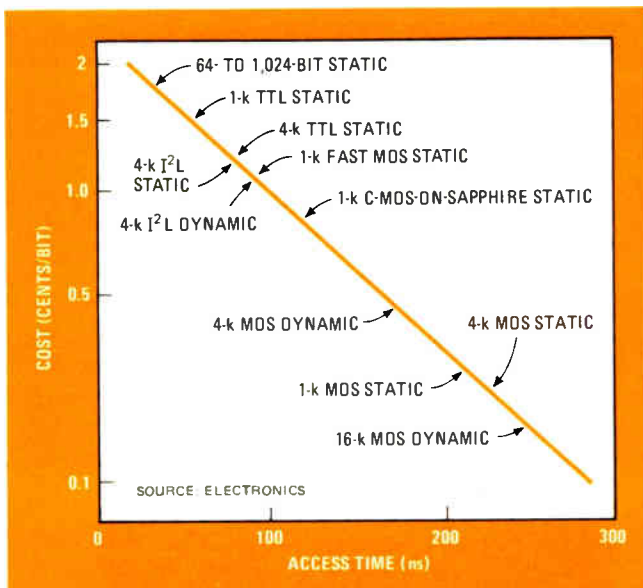


1. All-purpose performance. Semiconductor memories now span the requirements of all kinds of systems. RAMs meet high-speed mainframe and peripheral needs, CCDs cover the medium-speed serial memories, bubbles take on the low-end bulk memories.

TABLE 1: APPLICATIONS AND PERFORMANCE OF AVAILABLE MEMORY DEVICES

Application	Device types	Access time (ns)	Active power dissipation per chip (mW)	1977 cost (cents/bit)
Large mainframe	4-k n-MOS dynamic	150 - 350	450	0.15
	16-k n-MOS dynamic	200 - 350	500 - 700	0.08
Small mainframe microprocessor-based	4-k to 16-k n-MOS dynamic	150 - 350	450 - 700	0.15
	4-k I ² L dynamic	90	500	0.25
	4-k I ² L static	70 - 100	500	0.25
	4-k n-MOS static	150 - 550	350 - 500	0.20
Buffer, cache, etc.	1 k SOS/C-MOS static (5 V)	150	4	1.5
	256-bit ECL static	10 - 30	600 - 800	2.0
	1-k TTL static	40 - 100	600 - 800	1.5
	1-k n-MOS fast static	70	600 - 800	1.0
	4-k I ² L static	75 - 100	400	0.25
Peripheral	1-k n-MOS static	150 - 500	300	0.3
	4-k n-MOS static	150 - 550	350 - 500	0.2
	4-k I ² L static	90	500	0.25
	4-k n-MOS dynamic	150 - 350	450	0.15
	16-k n-MOS dynamic	200 - 350	500 - 750	0.08
	8-k EAROM	500	500	1.5
Small storage (1 - 5 megabits)	8-k EPROM	400	450	1.5
	CCO memory	100 μs		0.03
Large storage (5 megabits plus)	disk	100 ms		0.01
	bubbles	10.0 ms		
	disk	10.0 ms		0.01

SOURCE: ELECTRONICS



2. The crowded RAM spectrum. System designers can now choose among device types that range from 10-ns ECL RAMs costing 1 to 2 cents per bit to big 16-k dynamic RAMs that cost well below 0.1 cent per bit. Arrows indicate the middle-performance range.

are reducing power consumption to a mere 10 microwatts per bit and cell size to less than 1 square mil.



This increased packing density, along with the higher yields of improved manufacturing processes, is bringing bit costs down to where more equipment designers than ever can afford memory chips. Last year, 50 million semiconductor memories were used in equipment in the U.S. alone, and as many were used by designers in Europe and Asia. This year, an incredible 75 million memory chips will find a home in U.S.-based equipment, as the designers pick up on the new crop of lower-cost, higher-performance random-access and read-only memory chips, programmable memories and logic arrays, shift registers, and bulk-memory storage devices.

No holds barred—almost

These semiconductor memory devices run very nearly the gamut of memory applications. Consider the cost-performance relationship of the chips available for use in read-write memory systems (Fig. 1).

Buffer and fast peripheral applications are well suited by the small fast RAMs, which range in access time from 30 to 90 ns and cost from about 0.15 to 1.5 cents per bit. Large mainframe and slower peripheral designs are the natural prey of the big, middling-fast 4,096-bit and 16,384-bit n-channel RAMs, which are accessible in 150 to 300 ns and cost the designer about 1 or 2 millicents per bit.

The still slower bulk- and auxiliary-storage systems can build on the new 16,384-bit and 65,536-bit charge-coupled-device and 100-kilobit bubble-block memories. CCDs run at anywhere from 1 millisecond to 1 microsecond and cost 10 to 30 millicents per bit, while bubble memories will have access times in milliseconds and cost well below 25 millicents per bit. Only the very slowest and lower-cost bulk-storage applications will for some time still be implemented with moveable-head



And across the street . . .

Memory devices besides the 16-k dynamic RAMs are making news. This 2708 8-k reprogrammable ROM from Intel Corp. (left) is erased with ultraviolet light and has become a key element in microprocessor prototype design. Prices of this part, now in the \$20 to \$25 range, will drop sharply as other manufacturers enter production. Meanwhile Intel is readying a 16-k version. MOS static RAMs have also grown in bit density: devices like this 4,096-bit-by-1-bit device from AMD (lower left) are now reaching designers of peripheral and microcomputer systems. A dramatic breakthrough in alterable memories is NEC's μ PD 458 8-k ROM (lower middle), which gives the designer still more flexibility by allowing him to reprogram his system electrically. Not least spectacular is RCA's 1-k static RAM (lower right) that is built with C-MOS-on-sapphire technology. With standby power dissipation of 0.1 microwatt and access times below 100 ns, the nonvolatile device is a natural for portable equipment and battery-backup systems.






TABLE 2: UPCOMING RAMs FOR 100-NANOSECOND SYSTEMS

Parameter \ Type	Schottky i ² L static (S400)	i ² L static (LS400)	i ² L dynamic (93481)	Fast n-MOS static (2115)	C-MOS on- sapphire static
Density (bits)	4,096	4,096	4,096	1,024	1,024
Access time (ns)	75	150	100	70	90
Cycle time (ns)	75	150	200	200	90
Power dissipation (mW)	500	165	400	450	2
Chip size (1,000 mil ²)	23	23	14	12	16
Package size (pin count)	18	18	16 (mux)	18	22

SOURCE: ELECTRONICS

magnetic devices and remain beyond the reach of semiconductor memories (Table 1).

But this abundance has its bewildering aspects. As device types proliferate and options multiply, so do the chances for confusion in choosing the best device for the job. This problem cannot be better illustrated than by contemplation of the variety of available random-access memories, which Fig. 2 shows in rough descending order of cost and performance.

The crowded RAM spectrum

At the top are the fastest bipolar static devices built with emitter-coupled logic. Supplied as 64- to 1,024-bit chips, they are furnished with ECL interface circuits that allow them to be controlled directly by subnanosecond ECL central processing units. They are used today in the big mainframe computer systems as specialized buffer and cache memories, which serve as scratch pads in complex interrupt-driven applications. Because ECL processing is complex, these parts are expensive, costing as much as 2 cents a bit. These RAMs also dissipate milliwatts of power per bit, so that a typical buffer memory system could well take a costly bite out of a computer-memory-system designer's power budget. But for the highest speeds, the designer has no choice: these are the fastest memories available.

Next are the transistor-transistor-logic devices, the 1,024-bit and new 4,096-bit static types that, while not as fast as the ECL types, nevertheless outperform most metal-oxide-semiconductor static parts. Typical access times of, say, 1-k 93415 types are now around 50 ns.

Consequently, buffer-memory designers can use these cheaper memories in place of the ECL types for many mid-range buffer systems. They save the designer power as well, dissipating no more than 600 mw per 1,024-bit array. Moreover, since they are built with low-power Schottky TTL, these parts can be driven directly with standard TTL and therefore relieve the system designer of the need to use any special circuit techniques in controlling them.

The ease of interfacing these static TTL designs results in very efficient memory systems, in which the peripheral and control logic on a storage card adds only 10 to 15 ns of delay to the memory chip's worst-case read access time. An array of 60-to-70-ns TTL RAMs can easily handle the 80-ns access time required at the back plane connector of a typical 8,192-word-by-16-bit storage card. (Some fast MOS statics cannot do nearly as well.

Though competitive with bipolars in access times, they require high-level clocks and system interface circuits, which can slow down a memory system's throughput by as much as 50 ns.)

No such easy decisions are open to the designer of the 100-nanosecond mainframe or fast peripheral memory system either now or in the foreseeable future. Very shortly, at least four new device types will be vying for his attention (Table 2).

Which to choose?

There will be the new 75-ns and 150-ns 4-k static memories being built with integrated injection logic (Texas Instruments' S400 and LS400 types), a 100-ns i²L dynamic device (Fairchild Semiconductor's 93481), and two very fast MOS static types—a static n-channel MOS design (Intel's 2115) with an access time of 70 ns and RCA's complementary-MOS-on-sapphire 1,024-bit type with a 90-ns access time.

These devices are just now entering production, and the designer information on them is sketchy. But some inferences can be drawn. In small peripheral designs, the static devices should have the edge since they do not require the clocks and timing circuits needed by the dynamic devices.

For large peripheral memories or small mainframes, on the other hand, the ability of the i²L static device to operate with no overhead circuitry is less of an advantage, since this extra cost is distributed over a larger number of bits. Instead the lower chip cost and power dissipation of the i²L dynamic device may well tip the balance in its favor.

In any case, the production experience that manufacturers will gain with these four new devices over the next several months will strongly influence the designer's choice, since production yield is so closely related to cost. The lowest cost potentially belongs to the i²L dynamic device because of its small 15,000-mil² chip. (Fairchild puts it in the \$10 range.) Also, its multiplexed 16-pin package is familiar, being commonly used in memory-system designs these days.

Finally, in the 150- to 300-ns memory application, the choice is less complex: the 4,096-bit and 16,384-bit MOS dynamic RAMs dominate the minicomputer and big mainframe systems, while the 1,024-bit and 4,096-bit static MOS devices are selected in most of the peripheral designs. This is traditional, the only complication being in the small microprocessor-based design. Whether a dynamic or static type will better suit such a design again depends largely on the size of the system and the ability of the microprocessor to handle the clocks and the refresh requirements.

Dynamic RAMs pick up speed, quadruple in density

In production for three years, the dynamic 4,096-bit random-access-memory chip has reached maturity as a technology. Nearly two dozen manufacturers supply a

fills up a chip measuring 43,000 square mils. That is twice the area of Mostek's or Intel's 16-pin devices. The enormoussness of this chip and its inherently high production cost must surely have discouraged savvy system designers, since the 8215 has found few U.S. buyers.

Power dissipation is important to users. The relatively high dissipation of Intel's otherwise solid 2107B 22-pin design made it initially less attractive than Texas Instruments' similar but lower-power 22-pin component. After some production history, however, Intel reduced the figure to a respectable and more alluring 600 mw.

As always, availability and cost are crucial. Especially with a component as complex as a 4-k RAM, the supplier who gets his device into production first quickly gains the experience that enables him to supply the most reliable devices at the lowest cost. Sophisticated users always demand to see production schedules and yield and reliability data before they will commit themselves to a particular device.

Finally, even system life-time is a factor in 4-k RAM selection, since it will be easier to upgrade to 16,384-bit RAMs from some 4-k devices than from others.

Moving to higher speeds and smaller packages

The present trend in 4-k RAMs is to greater speed and density. In memory-system design, access time is practically everything. The processor cannot be executing an instruction while the memory is being addressed. Now that system designers have gained experience using the 4-k devices, they are demanding more and more speed.

First to recognize this preference was Mostek. Its new 4-k 4027 device offers an 150-ns access time in a compact 16-pin package, which it will be easy to replace with 16-k 16-pin components once they become more widely available. The performance of the Mostek part has been received with such enthusiasm by all major memory users that most semiconductor-memory manufacturers are now copying the 4027.

The difference in using fast 16-pin 4-k RAMs rather than 18- or 22-pin devices boils down to the difference in using six instead of 12 address lines to access the rows and columns. The 12 address bits required to address one of the 4,096-cell locations must be multiplexed onto six address inputs and then latched into the on-chip address latches (Fig. 3). The latching is done by applying two negative-going TTL-level (5-volt) clocks in succession. The first clock, the row-address-select (RAS) signal, latches the 6 row-address bits into the chip. The second clock, the column-address-select (CAS) signal then latches the 6 column-address bits plus the chip-select (CS) signal into the chip.

The internal circuitry of the 4027 is designed to allow the column information to be applied externally to the chip before it is actually required. Because of this, the hold time requirements for the input signals associated with column-address selection are also referenced to RAS, a condition that requires a bit more care in designing the address circuits than is needed in nonmultiplexed designs. However, this gated CAS feature allows the system designer to compensate for timing skews that may be encountered in the multiplexing operation. And since the chip-select signal is not required until CAS time,

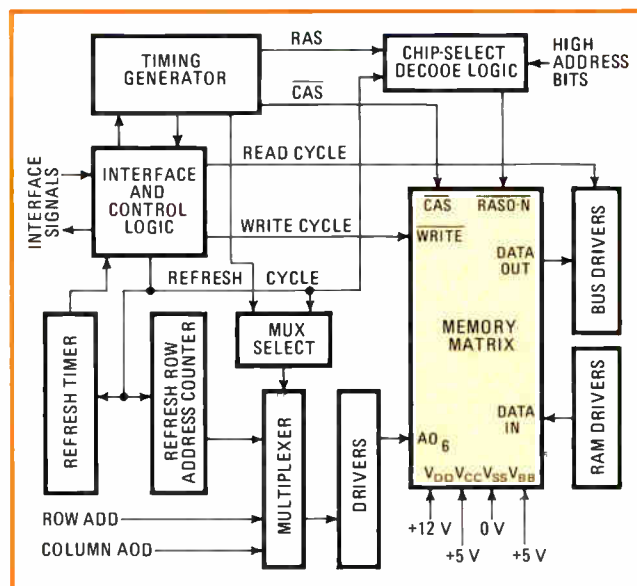
TABLE 4: AVAILABLE 16,384-BIT DYNAMIC RANDOM-ACCESS-MEMORY TYPES					
Parameter	RAM type	Mostek 4116	Intel 2116	T1 4070	AMS 7116
Temperature range (°C)		0 - 70			
Package (pin count)		16			
Access time (ns)		250	250	350	250
Read cycle time (ns)		375	375	550	375
Write cycle time (ns)		375	375	550	375
Read-modify-write cycle time (ns)		515	515	—	515
Chip power dissipation (mW)		600	756		750
V _{DD} (%)		12 ± 5			
V _{CC} (%)		5 ± 5			
V _{BB} (%)		-5 ± 5			
Transistors per cell		1			
Chip size (1,000 mil ²)		28.8	33.8	45	33
Number of masks		7	7	5	6

SOURCE: AMS

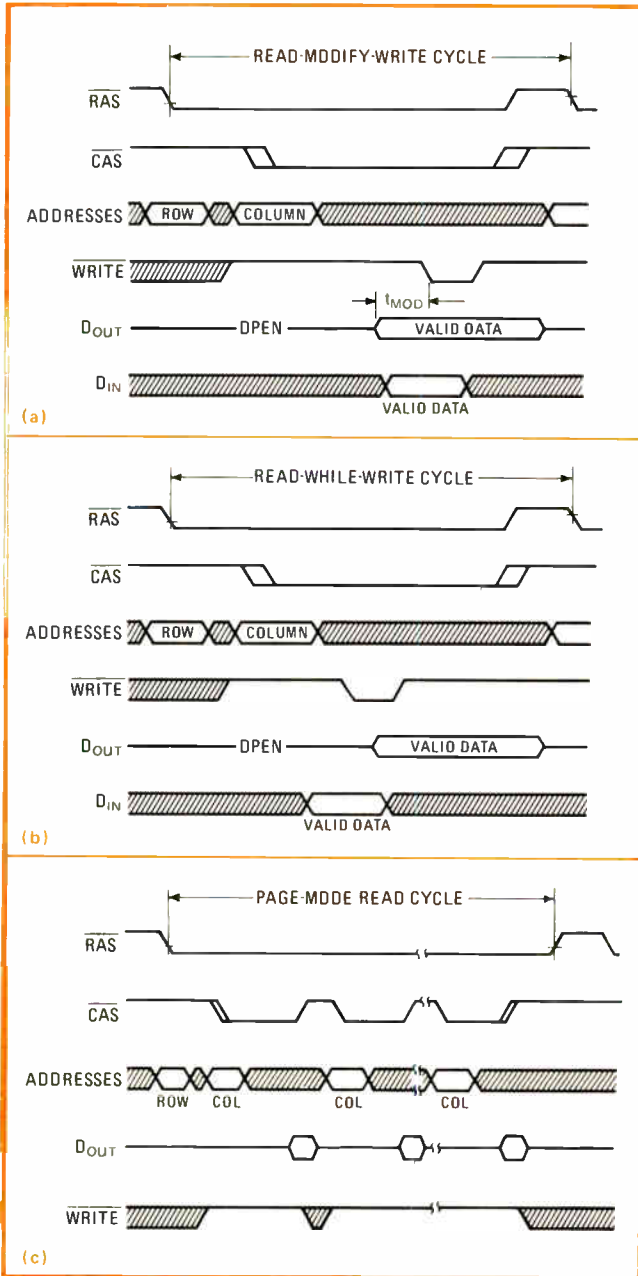
which is well into the memory cycle, its decoding time does not add to system access or cycle time.

A system using 16-pin 4-k RAMs with this addressing scheme can fairly easily quadruple its bit density by changing over to 16-pin 16-k RAMs. The devices fit into the same sockets, and the system need adapt to only two interrelated changes: the 16-k RAM's unlatched output, which is the result of its need for an extra address input. (Multiplexing of course turns this single input into the additional 2 bits required to address 16,384 bits rather than 4,096 bits.)

With one exception, all 16-k RAMs have unlatched outputs. In them, the row-address-select line, which provides the latch in the 4-k devices, can no longer do so. Instead, it has taken on the job of chip selection, in order to free what would be the chip-select pin in the 4-k RAM to provide an extra address input for the 16-k device.



4. The 16-k RAM meets the microprocessor. Their ease of use will make 16-k RAMs popular in microcomputer-based systems, which typically also include interface decode and refresh logic, timing generator, and multiplex circuitry.



5. Talented. The 16-k RAMs can implement functions like read-modify-write (a), read-while-write (b), in which read and write cycles occur almost simultaneously at the same address, and page mode (c), in which multiple column locations are addressed per cycle.

Intel's 2116 16-k RAM alone is different, offering a latched or an unlatched output.

In the unlatched operation, the data output remains valid throughout the specified access time right up until the column-address-select line goes inactive. This easy availability of the output signal during the entire access time cycle will allow the 16-k RAM to be a universal memory for all sorts of system requirements. On the other hand, the system designer does give up some flexibility, because now he must be certain the device is not activated during a valid output condition.

Table 4 lists the available 16-k RAM device types. Since Intel's device can also be operated in the unlatched

mode, a user for the first time can pick one of three available devices that are practically interchangeable, a condition that never existed with 4-k devices. At last, a system designer can get down to the business of designing systems instead of wasting time evaluating the quirks of different device types.

Upgrading made simple

To design a system around 4-k devices for later easy upgrading with 16-k devices, the designer must remember that the 4-k chip-select input will later be used as the seventh multiplexed address input (A₆) of the 16-k device (Fig. 3). This fact changes the system design rules, making it preferable to use the row-address-select line instead of the chip-select one for device selection. That can be done by linking the RAS line only to selected 4-k/16-k devices while the column-address line is applied to all devices.

This arrangement is particularly useful in large systems, such as 65,536-word-by-16-bit memories with OR-tied outputs. As a matter of fact, the configuration is already in use in most 16-pin 4-k RAM system designs of greater than 4,096 words, since it needs much less power than when the chip-select pin has the job of device selection.

However, if a designer wants to keep the chip-select pin for device selection in his 4-k/16-k-RAM design, then the CS line should be distributed to all devices and terminated so that it will be able to serve as an address line later on. He can do that in the 4-k design by connecting the CS line to a signal driver. That forces it to a high level during column-address hold time and during refresh cycles, and to a low level during data cycles. Later, when he substitutes the 16-k for the 4-k in his upgraded design, the chip-select line will become the A₆ line and will be properly jumpered to an address driver.

The 16-k RAM in microcomputer systems

Because the 16-k RAM is so easy to use, it is fast becoming the favorite memory component for data storage in microprocessor-based systems. Figure 4 shows a block diagram for a typical 16-k-RAM memory system. The common elements of this system—which include interface logic, timing generator, decode logic, multiplex circuitry, refresh logic and buffers—can be built with approximately 12 to 20 standard TTL devices. A full 65,536-word-by-8-bit system, which is the maximum amount of memory addressable by most microprocessors, can be constructed on a single (double-sided) printed-circuit board in an area of less than 50 square inches.

The functions of most microprocessor-based memory systems are reasonably simple and straightforward, at least when compared to those of some minicomputers and large mainframes. Microprocessor memory modules are usually synchronous and initiate processor-requested read or write cycles upon command. Thus, refreshing a 16-k RAM in a microprocessor-based system is easily handled during the portion of an instruction cycle that does not require a memory access. The timing of a 16-k RAM can also be kept simple since most microprocessor systems do not require specialized memory operations,

Who is doing what in read-write memories

The endlessly available trade lists, which show every supplier of every device type, are often more confusing than illuminating, since they make no attempt at evaluation. There are well over a dozen suppliers of read-write memories—MOS dynamic and static RAMs, bipolar RAMs, alterable ROMs, and CCD and bubble block memories. Before selecting a particular manufacturer of a widely sourced device, wise users look not only at his price, but also at his production and reliability experience and the applications information he has available.

The 4,096-bit dynamic MOS RAM is the most widely used memory component today, and the largest suppliers of this device are the three manufacturers who got there first: Intel, TI, and Mostek Corp. of Santa Clara, Calif., supplies both a 22-pin nonmultiplexed part, the 2107B, and a 150-ns multiplexed 2104 16-pin part. Texas Instruments Inc. of Dallas offers a 22-pin part, the 4060, and an 18-pin part, the 4050, and will soon be offering a 16-pin copy of Mostek's 150-ns 4027 device. Mostek Corp., Carrollton, Texas, which originated the 16-pin multiplexed device, continues to supply only that part but in two versions: the high-speed 4027 and the 300-ns 4096. These three vendors sell probably over 80% of all dynamic 4-k RAMs used today.

Strong alternate sources to these products also exist, as well as some lesser-known proprietary designs. Fairchild Semiconductor of Mountain View, Calif., will be offering both Mostek's 16-pin parts. Motorola Semiconductor in Phoenix already offers them both, besides its own 22-pin 6605A device. Advanced Micro Devices Inc., Sunnyvale, Calif., on the other hand, is an alternate source to TI's 18- and 22-pin devices, as are Signetics Corp., also in Sunnyvale, Electronic Arrays Inc. of Mountain View, Calif., and RCA's Solid State division, Somerville, N.J.

Meanwhile, National Semiconductor Corp., Santa Clara, Calif., has gone its own way with proprietary 18- and 22-pin devices, signing on neighbor American Microsystems Inc. as its principal domestic second source. AMS will also be furnishing a 16-pin multiplexed 7005 device.

Competition from abroad comes mostly from Japan. Very few Japanese devices have yet been used in U.S.-designed systems, but the number is likely to increase, especially in the next device generations as the Japanese gain U.S. marketing experience. NEC, Fujitsu, and Hitachi are the only ones at present selling 4-k RAMs in the U.S. Nippon Electric Co. has a 16- and a 22-pin device, the μ PD 414 and 411, which are a lot like the Intel device. Fujitsu Ltd. has its 22-pin MB 8215 and MB 8107 devices, and Hitachi Ltd. is supplying a TI-like 22-pin part.

The 16-k dynamic RAM is in volume production at only three manufacturers, so here the players are easier to identify: Intel, with its 2116 device, TI with its 4070 device, and Mostek with its 4116 device. All are 16-pin multiplexed designs. While Intel is currently probably the leader in 16-k production, it is still too early to tell which suppliers

will dominate the market, since only about 200,000 units have been supplied so far to the industry. All major memory manufacturers have indicated that they will have samples ready or begin volume production this year.

The static 1,024-bit MOS RAM is another crowded area, with Intel clearly leading the pack. Its popular 2102 device outsells its nearest competitors three to one. Bunched in second place are AMD, Motorola, Fairchild, and National, followed by AMI, Signetics, and TI. Intel also supplies the very fast (70-ns) static 2115, which it hopes will get a MOS foot in the door to the market in high-speed bipolar static RAMs.

In the new fast-moving 4-k static marketplace, AMD started the ball rolling with its 22-pin 9130 and 9140 devices, Intel followed with its 22-pin 2114, a 4-k copy of its 2102, and National will shortly be marketing an 18-pin 5255 4-k static. These are all 5-volt static devices needing just one power supply. Semi, a Phoenix-based division of EM&M, will also be supplying a 5-V 18-pin part, the 4804, while continuing to push its high-speed multisupply 4-k static line, the 4104-A, 4402, and 4200 series. Meanwhile, NEC offers a two-power-supply 100-ns 4-k static, the μ PD 410, and General Instrument Corp. will soon be in production with its two-supply 22-pin part, the RA 3-4402. As with dynamic RAMs, all major semiconductor suppliers will be introducing 4-k statics this year.

The bipolar RAM, since bipolar processing is the key here, has Fairchild in the lead, thanks to its Isoplanar fabrication technology. The company clearly dominates the market, offering a dozen different device types that range from 256-bit ECL RAMs to 4,096-bit TTL static and 4,096-bit μ L dynamic types. Competitors are Intersil Inc., Santa Clara, Calif., Signetics, National, and Motorola.

The charge-coupled device for bulk storage so far is supplied only by Fairchild and Intel. Intel has a 16-k serial memory, and Fairchild has 9-k and 16-k line-addressable memories, all very small-volume stuff. But the big move may come this year with the introduction of 65,536-bit CCDs. The edge here is given to Fairchild and TI, who are neck and neck with a device entry, while Intel estimates that it still has about six months more of development to go before it can deliver a 65-k CCD design. A new company in CCDs is Pneumonics Inc., a Santa Clara spin-off of TRW Inc., and it also is preparing a 65-k CCD. Finally, both RCA and TRW Semiconductor, Lawndale, Calif., have developed 65-k CCD chips for internal use but have not indicated whether they intend to make their parts commercially available.

The bubble memory is largely built and used in house. TI is producing a 91,000-bit bubble device for its own minicomputer storage systems; Rockwell International has developed a NASA-funded bubble-memory system, and Bell Laboratories, IBM Corp., and Honeywell Inc.'s Process Control division in Phoenix continue to build bubble-memory systems for in-house purposes.

such as read-modify-write or read-while-write cycles.

Most fortunate of all, the absence of an output latch on the 16-k RAM opens the way to a very important microprocessor interface concept—the common input/output data bus. Here, if common I/O operation is desired, the data input pin of the 16-k RAM can be directly connected to the data output pin on the pc

board, all write operations then being executed in the early write mode (in other words, the write line goes low before the column-address-select line goes low).

A logical progression beyond the simple microprocessor systems leads to multiprocessor applications and minicomputers. In these applications, the 16-k RAM will have a much heavier impact than any previous semicon-

ductor memory device, for unlike its predecessors it can carry out read-while-write and page-mode operations, not to mention read-modify-write cycles (Fig. 5).

Read-while-write is a well-known minicomputer-memory operation. In it, a read operation and a write operation begin at the same memory address within the same memory cycle, in effect occurring simultaneously (Fig. 5b). In more detail, the 16-k RAMs have been so designed that the bit stored in a particular cell can move out to the output of the device within the specified access time, just ahead of an input bit moving in behind it into the same cell within the same cycle. The deed is done by strobing the row and the column addresses into the device and then waiting a short time before giving the write command.

Rewriting

The read-while-write operation therefore takes less time than the more common read-modify-write cycle, in which a bit is read from a cell, then modified, and finally rewritten in its modified form into the same cell (Fig. 5a). This operation is usually part of some error-detection-and-correction scheme, whereas the read-while-write operation is used for high-speed shift-register or buffer applications.

The other minicomputer-memory type of operation that comes easily to 16-k RAMs is page mode (Fig. 5c). Page mode increases speed without increasing operating power by allowing successive memory operations to occur at multiple column locations of the same row address. A 16-k RAM with a normal access time of 250 ns would have a page-mode access time of 165 ns—a 30% speed increase.

Every type of memory operation can be performed in page mode: read, write, read-modify-write, and read-while-write. To lend it even more flexibility, the page boundary can be stretched beyond the 128 columns of a single 16-k RAM by decoding the column-address-select signal and using it as a page-cycle-select signal.

The big time

Mainframe applications of 16-k RAMs look like they will be even more varied than minicomputer applications. Mainframes usually need to have many types of storage scattered throughout the system, and the many advantages of 16-k RAMs should make them especially at home here.

Their density means that for the first time 16,384 bits of commercially available read-write memory can be packed onto less than 0.5 in.² of pc board. Their performance enables them to cover a wide range of system speed requirements, since their access times range from 350 ns to under 150 ns or even less if page-mode operation is used. The flexibility of their various operating modes adapts the 16-k RAMs to use in everything from normal read-write storage to shift registers, buffers, and even first-in/first-out configurations. Especially encouraging are the wide system margins of this new generation of chip memories. The user can now begin to expect, as standard features, 10% tolerance on all power supplies, as well as direct compatibility with various types of high-speed logic families.

Alterable ROMs make designs more flexible

The hottest new area in memory is the alterable read-only memory—the nonvolatile memory device that a user can program and reprogram over and over again independently of the supplier. Adding another dimension of flexibility to system design, these alterable ROMs differ markedly from conventional factory-programmed and even from field-programable types, neither of which can be programmed more than once.

Factory-programmed or mask ROMs, either bipolar or metal-oxide-semiconductor types, are programmed by the manufacturer, who creates masks from a user-generated tape that contains the program. Masks are the least-cost solution to programming a ROM and are intended for large-volume production equipment. Rather more flexible, and certainly more expensive, are the field-programable ROMs called PROMs. These are bipolar devices that the user programs himself in the field. He constructs a program pattern of conducting and nonconducting cells with the aid of one of several commercially available programmers, which provide the voltage that blows out a fusible link in selected ROM cells.

Because PROMs are field-programable, they have become extremely popular. Two thirds of the ROMs used today are field-programable. They are to be found especially in small-volume systems for which mask ROMs usually are not available from manufacturers. The only problem with them is that they are not reprogrammable—a deficiency that is felt acutely by anyone prototyping a system or using equipment that requires periodic updates of its program.

Enter the alterable types. Here, a charge pattern representing the program is stored in selected gates of a MOS array (alterable ROMs are always MOS devices). The chips are programmed by applying appropriate signals to package pins and cleared by applying an erasing signal to the same pins. In this way the device can be programmed over and over again.

Three options

There are three types of alterable memories available today (Table 5). First came the ultraviolet-erasable PROMs, often called EPROMs. They were pioneered by Intel in 1970, using an ingenious floating-gate avalanche MOS process (Famos). These well-established products are erased by a dose of ultraviolet light. Applied to a window in the package, the light causes holes and carriers to recombine in the region just below the floating gate, clearing the stored charge.

The other two types are the electrically alterable PROMs widely known as EAROMs. Built either with a nitride storage medium (called MNOS) or with a two-gate modification of the floating-gate avalanche process, they may be programmed like the UV-erasable PROMs but can be erased in circuit simply by applying an electrical pulse of about 30 volts to the programming pins.

It is important to be sure of the differences in opera-

TABLE 5: ERASABLE READ ONLY MEMORIES (1,024 BITS AND UP)

Developer	Type	Organization (bits)	Read access time (μ s)	Programming time (s)	Erase method	Process
Intel Corp.	1702	256 x 8	0.5 - 1.0	30 - 100	ultraviolet	p-channel Si-gate
	2704	1,024 x 4	0.4 - 1.0	30 - 100		n-channel Si-gate
	2708	1,024 x 8	0.4 - 1.0	30 - 100		
	2716*	1,024 x 16	0.4 - 1.0	30 - 100		
Nitron	NC 7051	1,024 x 1	2 - 5	0.1 - 0.5	electrical	nitride
General Instrument Corp.	ER 2400	1,024 x 4	2	0.1 - 0.2		
	ER 3400*	1,024 x 4	2	0.01		
	ER 2800	8,192 x 1	2	0.1		
Nippon Electric Corp.	μ PD 454	256 x 8	0.8 - 1	0.8 - 1.0	electrical	n-channel double-gate
	μ PD 458	1,024 x 8	0.4 - 1	0.8 - 1.0		
*coming						SOURCE ELECTRONICS

tion and performance of the three types of PROMs. They are not interchangeable, nor are they intended for quite the same applications.

The UV types, which are now available in 1,024-, 4,096-, and 8,192-bit varieties, are about as fast (500 ns) as plain MOS ROMs or PROMs. They can therefore be used as alterable replacements for those memories in such applications as look-up tables, truth tables, fixed algorithms, and so on. Since they can be reprogramed, they allow the memory designer to change his program conveniently from time to time without ordering a new mask ROM or PROM.

More important is the use of UV PROMs as program memories for prototyping microprocessor systems. A system designer can use one to check out the integrity of his program and, once he has optimized the code, can either switch to a cheaper, conventional PROM or order a mask ROM for high-volume applications. A wide selection of ROMs and PROMs are compatible with UV PROMs.

Indeed, microprocessor designers are now using UV PROMs in ever-increasing numbers—over 1 million units were consumed last year for this purpose alone. And this year promises to render them more attractive, as a 16,384-bit UV-erasable PROM is about to be introduced by Intel. Unlike the other UV types, which require two or three power supplies, the new 16-k version will require a 5-volt supply only, making it usable with the new 5-v microprocessor systems.

The electrical switch

The drawback to the UV-erasable PROM is the use of ultraviolet light. It requires a relatively clumsy procedure that is not useful for applications needing fast real-time storage changes. For these, a user must turn to the electrical types, either nitride or modified Famos, which can be reprogramed at will right in the circuit with easily available electrical signals (30- to 40-v pulses).

The nitride types have read times of 2 to 5 microseconds, which is still too slow for most real-time program storage applications. But since they provide almost infinite store times, they are becoming popular as auxiliary memory in a host of new applications that require nonvolatile reprogrammable storage—memory

that does not lose its program when power is removed. In other words, the devices can be made to serve as slow nonvolatile RAMs.

For example, nitride memories will be used in digital odometers for vehicles, say applications specialists at Nitron, the Cupertino, Calif., division of McDonnell Douglas Corp. It and General Instrument Corp. are the principal commercial suppliers of nitride memories. In a digital odometer, the memory stores the mileage read-outs and is updated every tenth of a mile. Clearly the nonvolatile nature of the electrically alterable ROM is key here, since the system must retain the stored data even when the car battery is dead and has stopped supplying it with power.

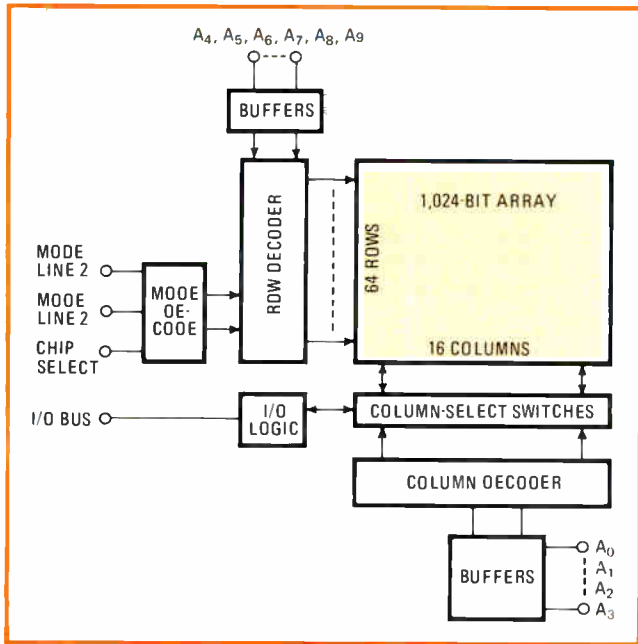
Nitride alterable ROMs are also being used in programmable calculators, in digital television and fm radio tuners, in citizens' band radio tuning, in point-of-sale equipment for providing periodic inventory updating, in machine tool-controls that require power-down fail-safe memory to replace the old paper-tape systems, and so on.

A handy feature of the nitride alterable memory is that it may be either entirely or selectively erased. To erase it completely, the user applies voltage signals to all the address lines. To erase it selectively, or edit it, a more complex process is necessary.

Suppose a group of 16 bits is to be edited out of the 1,024 bits already stored in the Nitron NC 7051 device (Fig. 6), a fully decoded nonvolatile 1,024-bit memory with random access to each bit in the read mode. For simplicity's sake, suppose, too, that this group of 16 bits is one of the 64 rows in memory. Then the 6 most significant address bits (A_4 through A_9) select the 16 bits to be erased, and the 4 least significant address bits (A_0 through A_3) control the selection of column locations when the new data is written into the row.

When the number of bits in a row to be edited is fewer than 16, those bits that are not to be edited out are read out and stored in an external latch before the row is erased. After the erase cycle, they are rewritten back in, together with the edited bits. In the erase, block erase, and write modes, a programming voltage, V_p of -30 v, is applied to the programming terminal.

Though the nitride types are useful for many applica-



6. Erasable. The Nitron 7051 can be selectively erased electrically by letting, say, the first 6 most significant bits erase the data from one of its 64 rows, while the 4 least significant bits control the column locations for writing new data back into the row.

tions, perhaps the ultimate in erasability are the electrical types built with the MNOS avalanche process. They combine the speed of the UV types with the reprogramming ease of the nitride types. Better yet, they do not use nitride for storage—a mechanism that suppliers of commercial semiconductor memory devices find almost impossible to build reliably. In fact, the nitride process was not developed by them, but by systems houses, such as NCR, Bell Laboratories, Honeywell, Nitron, and Westinghouse, which developed the process for special-

ized applications, usually with Government support.

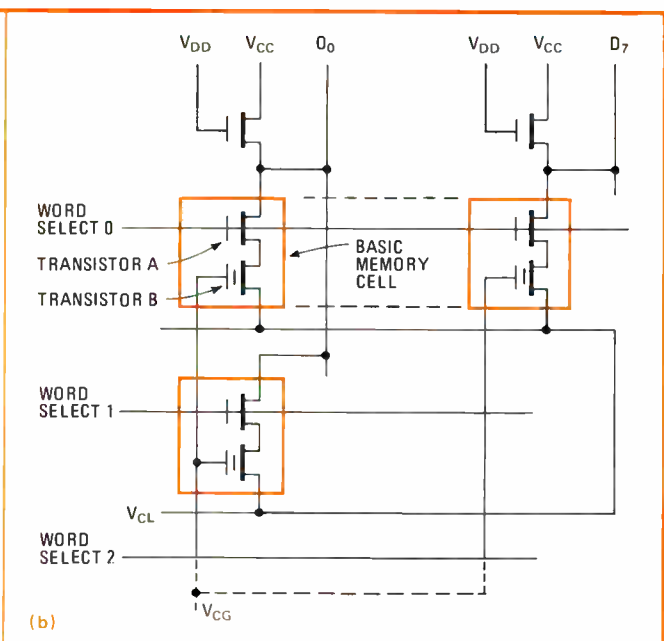
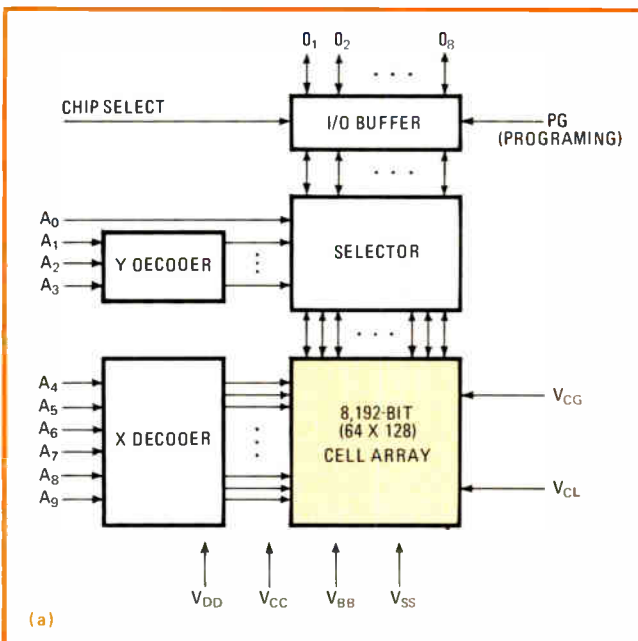
The commercial-memory suppliers, being more at home with standard MOS technology, are now adapting that technology to electrically alterable PROM structures, with results that are now beginning to be felt. Intel is known to be well advanced on an electrically alterable avalanche process, as are Texas Instruments, Mostek and others. But it is the Japanese Nippon Electric Corp. that is out in front.

NEC's silicon-gate electrically alterable ROMs, in 2,048-bit and 8,192-bit sizes, are available in the U.S. and Europe, as well as in Japan. They have access times of 0.4 and 0.8 microsecond, respectively, and both are compatible in package and performance with a wide variety of standard ROMs and PROMs.

How they work

Consider the 8,192-cell array of NEC's μ PD 458, with its X and Y decoders, selector, and input/output buffer (Fig. 7a). In programming the device the first step is to erase the previous contents of all memory cells by turning on the memory transistors of all the bits simultaneously. That is done from the V_{CL} terminal. Then writing in from the programming terminal (PG) turns off selected bits. The write-in is performed 1,024 times, once for each 8-bit word. The programmed information is then read with programming voltages V_{CG} , V_{C1} , and V_{BB} .

Each μ PD 458 cell (Fig. 7b) has two n-channel MOS transistors. Transistor A, an enhancement-mode device, responds to external addressing, while transistor B is the actual memory device. Once the device has been erased, the memory—all the B transistors—are in the conductive, or on, state, which corresponds to a positive charge on the floating gate. A write operation switches transistor B to the nonconductive, or off, state, which corresponds to a negative charge on the floating gate. The memories are usually shipped in the erased state. When





7. Simple as X Y. In NEC's μ PD 458 electrically erasable ROM, the 8,192 bits are accessed with X and Y decoders (a), while selection is made with a selection block that is controlled by the chip select and I/O buffer. The basic memory cell (b) has two transistors.



Memories of the East

Awesome describes the potential memory capability of Japanese manufacturers of semiconductor components. There is a 4-k C-MOS static RAM from Toshiba (first right) that is four times as dense as equivalent U.S. manufacturers' C-MOS RAMs. There is the Mitsubishi 16-k dynamic RAM (second right) accessible in less than 150 ns—at least as fast as the best American device. There is a 7-ns (yes, 7 ns) ECL static RAM (below) from Fujitsu, plus a 65-k CCD memory from Toshiba (below middle) that equals the performance of any proposed American-made CCD memory. Hitachi has built a 2-million-bit bubble memory (below right) for prototype mass storage systems, while a 1-k ECL RAM (lower right) has the latest 2 micrometer-wide lines—half the width of other production devices.




True, with the exception of the 16-k dynamic RAM, none of these devices will be generally available this year, and certainly similar prototype devices exist in U.S. and European semiconductor laboratories. Nevertheless, this display of advanced memory technology, together with the rapid advances Japanese designers are making in LSI logic, surely portends an increased visibility of proprietary Japanese digital LSI products in the U.S. marketplace. Backed by their government, Japanese semiconductor manufacturers clearly intend to make a major impact in the American computer and data-processing industry. To this end Japanese manufacturers have developed an increased American marketing expertise that will make products such as these ever more accessible to U.S. system designers.

Charles Cohen





World Radio History



read, the data-out terminal is in the low, or 0, state for all 1,024 words—that is, transistor B of the cell is on.

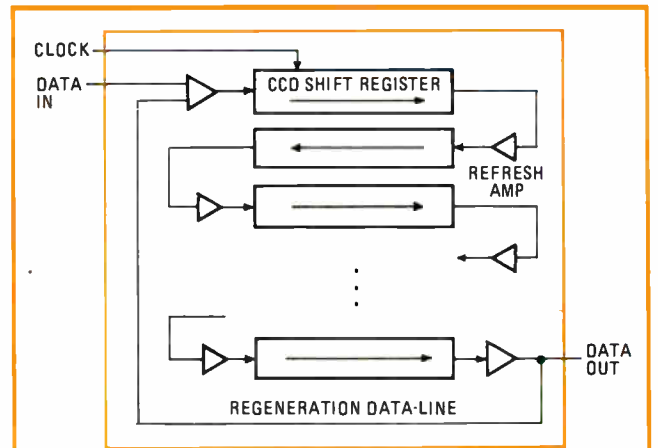

Altering the NEC devices is easier than altering UV types, even apart from the fact that voltages are easier to manipulate than ultraviolet light. For example, four voltages are required for writing in UV-erasable chips, while only two voltages are needed for that purpose in the μ PD 454/8. Somewhat similarly, read times for the two different types of devices are comparable. But to achieve the same 450-ns access time, the 2708 UV types need three voltage sources, whereas the μ PD 458 types with the same bit density need only two.

Beware, though, of trying to replace the UV-erasable types directly with the electrically erasable types. Like the 2,096-bit uv-1702A, the μ PD 454 is packaged in a standard 24-pin ceramic dual in-line package, but its pin locations are not compatible with the 1702A's. The 8,192-bit μ PD 458 and 2708 are, however, plug-compatible, even though the first is a 28-pin part and the second a 24-pin part. Compatibility is achieved because the μ PD 458 pinout pattern has 24 of its pin locations matching those of the 2708. To accommodate it, the user has only to add four more pins to his board layout.

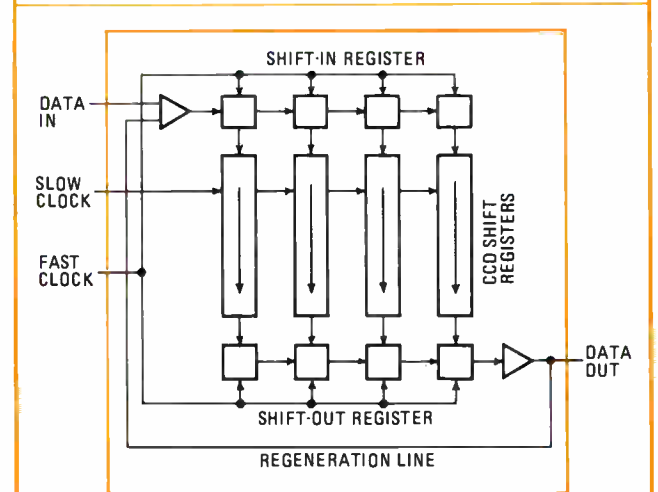
The 65-k RAM looms large, but CCDs and bubbles are 'iffy'

While the array of memory devices now available to a system designer is already awesome, that technology is by no means standing still. Proof of that are the new devices from Japan pictured on pages 92 and 93. Indeed performance should continue to double each year as devices incorporate new design techniques, such as V-notch MOS (v-MOS), double-diffused gates (D-MOS), charge coupling, and improved injection logic.

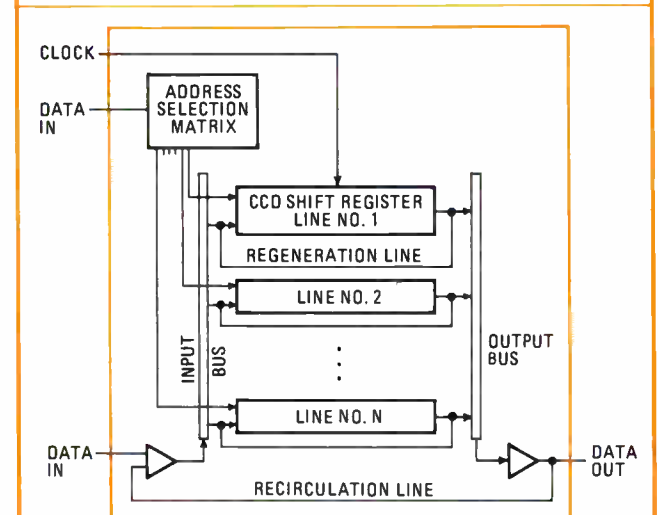
What then can memory-system designers expect in the way of new memory chips in the next three years?



(a)



(b)



(c)

9. The three faces of CCDs. The synchronous approach (a) to CCD memory chip organization is fast but uses most power; serial-parallel-serial organization (b) is slow but low-power, while the line-addressable RAM (c) is fastest and consumes medium power.

8. No transistors. Memory cells, based on CCD storage sites under conductor intersections, yield cells that occupy 0.16 square mil—much less than the 1 square mil required by one-transistor cells. Typical 30,000-mil² chip would easily hold 65,536 bits.

TABLE 6: CCD MEMORY ORGANIZATIONS

Characteristic	Serpentine	Serial-parallel-serial	Line-addressable RAM
Capacity (bits)	16,384	16,384	16,384
Organization	256 x 16 x 4	4,096 x 4	128 x 32 x 4
Access time, (at 5 MHz)	51.2 μ s	819.2 μ s	25.6 μ s
Power dissipation (mW)	400	150	250
Temperature range ($^{\circ}$ C)	0 - 85	0 - 70	0 - 55
Relative chip area	1.0	0.9	1.1
Clock drive requirements (pF)	1,000	1,000	100
Relative cost	1.0	0.8	1.1

In dynamic random-access memories, surely someone will be offering a 65,536-bit device by 1980, since it is already in advanced development at semiconductor laboratories. In production, such a device will bring the RAM bit cost down to the 50-millicent level, an incredible feat when five years ago a 1,024-bit RAM cost \$25.

Glimpses of how the device will be built (by TI, Intel, IBM, and others) indicate that the single-transistor-cell structures of today's 16-k RAMs will probably be replaced by some form of charge coupling, with the RAM cell comprising a charge-coupled capacitor controlled by a MOS gate [*Electronics*, Dec. 9, 1976, p. 38]. The result will be a dynamic RAM cell no larger than a single MOS gate, or about 100 square micrometers in area (Fig. 8).

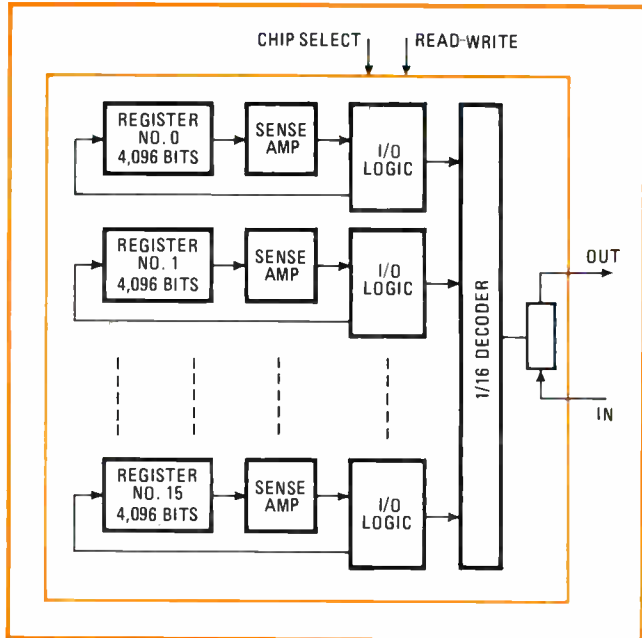
In static RAMs, the same quadrupling of density should result, allowing 16-k static MOS RAMs to offer 100- to 200-ns access times for peripheral-system designs. Smaller MOS statics will also pick up speed: within the next few years 1-k and 4-k static RAMs can be expected to achieve access times well below 50 ns, intensifying still further the battle between MOS and bipolar devices for the high-speed buffer-memory system.

Of course, progress in bipolar memory components has by no means ceased. As manufacturers acquire ever more production experience with injection logic and with tighter forms of emitter-coupled and transistor-transistor logic, system designers can look forward to 16-k TTL RAMs with access times well under 100 ns and 1- and 4-k TTL designs with speeds down below 10 ns.

Then there are the rapidly developing electrically alterable nonvolatile memories. Certainly 8,192-bit and 16-k types with access times down to 200 and 300 ns, as well as 1- to 4-k nonvolatile RAMs with similar speeds, should become widely available for the growing numbers of applications that need permanent storage capability.

A matter of cost

A clouded area, however, is bulk memory, where semiconductor methods run into stiff cost competition from movable-head magnetic-memory technology. With the emphasis on very high density and very low cost, semiconductor-memory manufacturers are counting on



10. The 65-k CCD. Fairchild's 65-k CCD memory will probably be organized in 16 registers of 4,096 bits each. Four addresses will decode the 16 blocks to the I/O pins. While one block is being accessed, the other 15 will recirculate and refresh themselves.

charge-coupled devices to bring them into the 10-to-30-millicent-per-bit-range and bubble devices to bring them under 1 millicent, prices that will make their systems competitive.

To focus first on CCDs, 9-k and 16-k devices have actually been around for over a year, but they have not generated much enthusiasm among designers of large memory systems, mostly because the devices have been too small and too expensive. Many indeed, believe that the next generation of 65-k devices may well decide whether CCDs have a future as a memory technology.

In terms of performance, CCD memory fills a need—it fits into the gap between other semiconductor and magnetic media (Fig. 1). Chip organization is important here, and there are three ways to organize a CCD memory chip: synchronous, serial-parallel-serial, and line-addressable RAM (Fig. 9). A synchronous organization, where the data simply moves from cell to cell in a long snake-like fashion, is the easiest to build and fast. But as Table 6 shows, it also dissipates the most power.

Available CCD memories therefore are either serial-parallel-serial types (Fairchild's 9-k CCD 450 and Intel's 16-k 2416) or line-addressable RAMs (Fairchild's 16-k 460). In the serial-parallel-serial organization, parallel lines of data move simultaneously to a row-end detector, shortening access time. But it is more complex to build and dissipates more power, since many cells are operating at the same time. Finally, the line-accessible organization, in which each line of data is accessed at random, is fastest and dissipates respectably low power.

The real issue, however, is not performance but cost, and that means density. From the layout design rules of chips announced during last year, Fairchild CCD memory designer Mark Guidry estimates that the CCD cell usually occupies 60% to 70% of the area of a one-

TABLE 7: BUBBLE MEMORY PROSPECTS

Characteristics	1976	1978	After 1980
Bubble size (μm)	4 – 6	2 – 3	< 1
Density (bits/in. ²)	10 ⁶	10 ⁷	> 10 ⁸
Speed: data rate (MHz) access time (ms)	0.1 – 0.25 10	1 1	> 1 < 1
Module capacity (bits)	10 ⁶	10 ⁸	10 ⁹ – 10 ¹⁰
Storage medium	garnet	garnet	garnet amorphous film
Lithography	optical	optical, conformable printing	optical, conformable printing electron beam X ray
Device configurations	T-bar	gapless T-bar	gapless T-bar contiguous disk bubble lattice
Application examples	POS system calculator	space-flight recorder main memory extension	large file data base
Competition	CCD, FET	CCD BEAMOS fixed-head disks and drums	CCD BEAMOS moving-head disks

SOURCE: IBM

transistor MOS RAM cell. (It can fit in 50%, but seldom manages to do so because of charge detection limits.) Lower overhead requirements for CCD memory than for MOS RAMs also improve its density. In fact, the percentage of CCD digital-memory area to total die area runs between 40% and 50%, while other chip memories typically run from 30% to 40%. These figures alone suggest that the cost per bit for CCD memory should be half that of MOS RAM.

Besides the geometric considerations, the yield factors at work could further lower the CCD cost. For large low-cost systems, the serial-parallel-serial organization offers significant advantages. It allows register size to be greatly increased without increasing the number of transfers between input and output, so that many internal refresh amplifiers can be eliminated. It reduces power, since the internal parallel registers are clocked at a low frequency. It does away with nonuniformity in dark current, which is now averaged over all the bits in a register. As a result, yields for CCD memories can be significantly higher than for MOS RAM designs.

Nevertheless, CCD memory designs to date have been less cost-oriented than performance-oriented, with average latencies (access times) of under 100 microseconds. It is to be hoped that the new 65-k designs will address the cost issue at least as seriously as performance. These designs should require only 30% more area than 16-k MOS RAMs and can be expected to achieve at least a third of their bit price.

What will a 65-k CCD memory look like? According to Guidry, it will probably be organized either as 16 registers of 4,096 bits or as 32 blocks of 2,048 bits decoded to a single input and output (Fig. 10). Given this organization, four addresses will be required to decode the 16 blocks to the input and output pins. While

one block is being accessed, the remaining 15 will recirculate and refresh themselves synchronously with the accessed register.

Last of all, what are the prospects for bubble memories? Prototype bubble systems are already entering limited production for system evaluation, but many feel their general use is still at least three years away.

What is slowing bubbles

Cost again is the cause of the delay. Since bubble memories are slow, with access times measured in milliseconds, they must be cheap enough to compete with the lowest level of magnetic-core technology, which costs well under 1 millicent per bit. That level is beyond today's bubble chips, with their densities in the 100,000-bit range and their cost about 30 millicents per bit.

Still, progress is being made in reducing the size of bubble cells as well as in making them faster. Table 7 shows estimates made by researchers at International Business Machines Corp. of the performance and characteristics of bubble technology, both as it stands now and as it likely will be after 1980. As bubble sizes drop below 1 micrometer and bit densities move above 100 million bits per square inch, system designers will be able to fit up to 10¹⁰ bubble bits into a single module. □

Further reading

Here are eight feature articles, published in Electronics last year, that go into more detail about various aspects of semiconductor memories.

"Memories score new highs in speed and density." Feb. 19, p. 105.

"Enter the 16,384-bit RAM." Feb. 19, p. 116.

"Advances in designs and processes yield surprising MOS performance." April 1, p. 73.

"4-k static RAMs give fast access." May 13, p. 137.

"Dynamic I²L random-access memories compete with MOS designs." Aug. 19, p. 99.

"Check list for 4-k RAMs flags potential problems in memory design." Sept. 2, p. 103.

"Predicting the real costs of semiconductor-memory systems." Nov. 25, p. 117.

"An electrically alterable ROM—and it doesn't use nitride." Dec. 9, p. 101.

Reprints of this article cost \$3.00 each. Write to Electronics Reprint Dept., P.O. Box 669, Hightstown, N.J. 08520. Copyright 1977, Electronics, a McGraw-Hill publication.

BUS DRIVER'S SPECIAL



For all IEEE 488 compatible 'passengers'

Jump aboard! S-D's new Model 3530 Instrumentation CONTROLLER will comfortably accommodate up to 14 "passengers"—DVM's, power supplies, synthesizers—any instrument compatible with IEEE Standard 488-1975. The first Controller designed specifically for the bus instrumentation user, the Model 3530 features:

- Simple, typewriter-like keyboard.
- CRT display with up to 24 lines and 80 characters/line of programming or data to give you a commanding view of all pertinent information. Plotting? Yes.
- Complete in one package, including the following interfaces: IEEE bus, RS-232C, (includes TTY current loop), and microprocessor bus.
- Comprehensive, high performance 8080A microcomputer system and up to 32K bytes of memory.
- Powerful,

- high-level language, BASIC, with IEEE Bus commands to simplify programming.
- High speed magnetic tape cartridge for rapid access to programs.
- Math functions and operators for calculator-type performance.

Compare S-D's bus driver with the competition. You'll find our terminal quality keyboard/display, standardized language, and extensive memory gives you and your "passengers" the best ride for the money.

Especially when our bus driver is less than \$6,000 (U.S. only)—well below the competition!

You're in the driver's seat. For literature, contact Systron-Donner, Data Products Division, 935 Detroit Avenue, Concord, CA 94518. Phone: (415) 798-9900.

SYSTRON  DONNER

World Radio History

Circle 97 on reader service card

Fast-starting gated oscillator yields clean tone burst

by Walter C. Marshall
National Oceanic and Atmospheric Administration, Seattle, Wash.

Synchronization pulses required for analyzing recorded data are usually frequency-multiplexed on one channel of a laboratory-type tape recorder. To ensure a high degree of accuracy in the data analysis, the gated tones must exhibit precise start-up and high monotonicity. This gated oscillator, which turns on with the leading edge of the gate pulse, always passes an integral number of cycles. And because the last cycle is never truncated, the oscillator produces no higher-frequency harmonics that could interfere with other decoders.

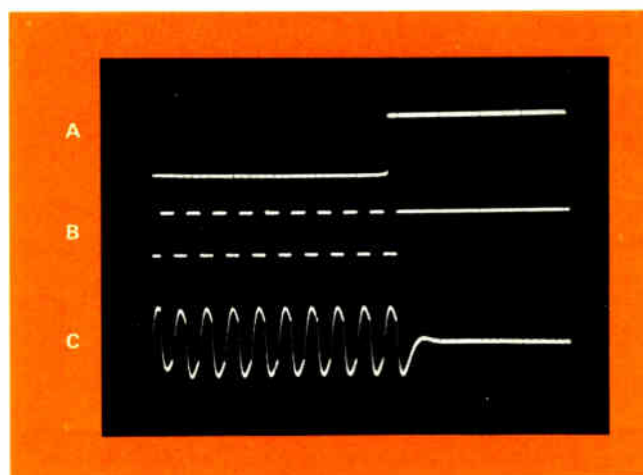
The complete gated oscillator, shown in Fig. 1, is built with only one complementary-metal-oxide-semiconductor integrated circuit, a 4011 quad two-input NAND gate. Two of the gates, labeled B and C, form the RC square-wave oscillator, which has a frequency that can be adjusted from about 4 to 25 kilohertz by varying the 10-kilohm potentiometer. The remaining two NANDs perform the discrete gating function.

A logic 0 at the input to NAND gate A enables the three other NANDs, and thus the signal at the output of NAND D begins its voltage transition concurrently with the leading edge of the gating pulse. Truncation of the last cycle of the output signal is prevented by returning the signal to input NAND A. If the gating pulse should cease (go high) when the output of D is at a low level, the output of NAND A is unchanged, and the oscillator

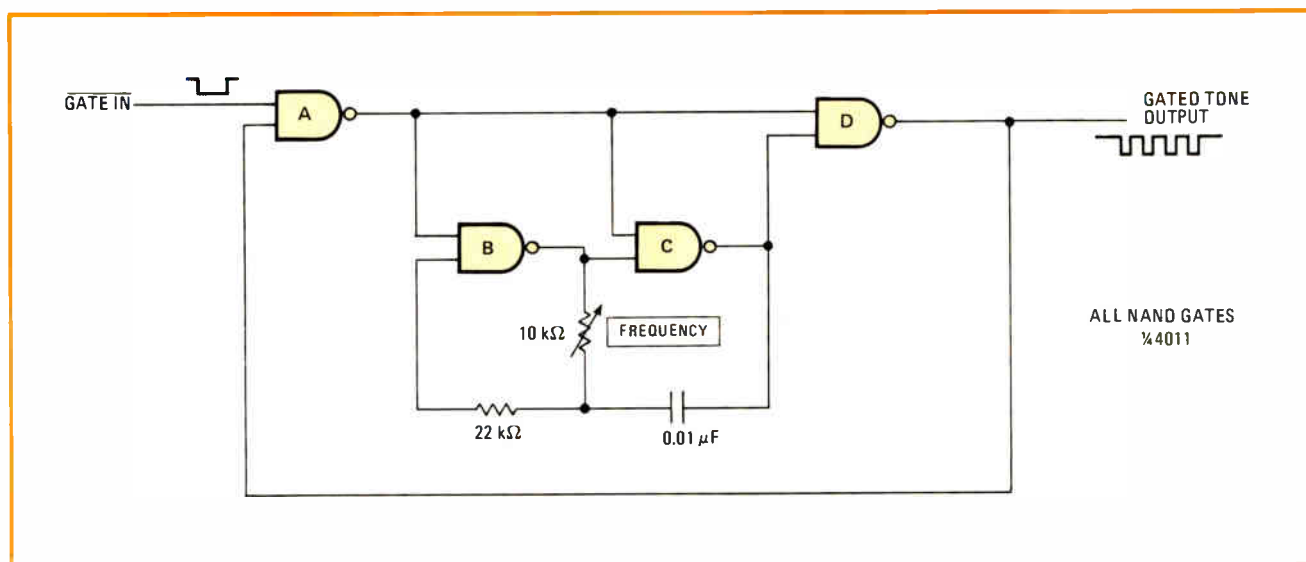
continues until a cycle is completed. Once the output of NAND D returns high at the end of a cycle, gate A turns off and the tone burst is cleanly terminated.

An oscilloscope photograph of the signals is shown in Fig. 2. Waveform A is the gating pulse, and B is the gated output. At the cessation of the gating pulse (positive transition), the oscillation of the output signal continues until the cycle is completed.

Waveform C is the gated output after it has been passed through a two-pole active bandpass filter to remove higher-frequency components. This tone is then mixed with other synchronization tones and applied to the tape-recorder input. □



2. No truncation. Scope photo shows trailing edge of synchronizing signals. Waveform A is the closing of the gating pulse (positive transition), and B shows completion of last cycle in gated tone output, despite closing of gate. Waveform C is the filtered burst, stripped of higher-frequency components for recording.



1. Clean tone burst. One-chip circuit generates tone burst of an integral number of cycles when gated by a negative-going input signal. Basic RC square-wave oscillator built around NAND gates B and C is adapted from RCA applications note ICAN-6267.

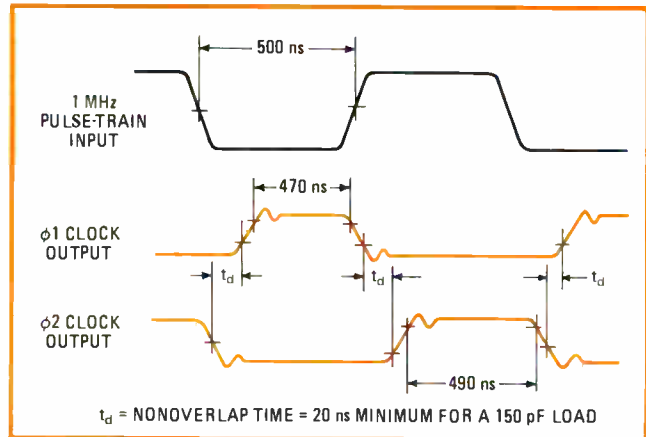
Two-phase clock features nonoverlapping outputs

by Neil Heckt
The Boeing Co., Seattle, Wash.

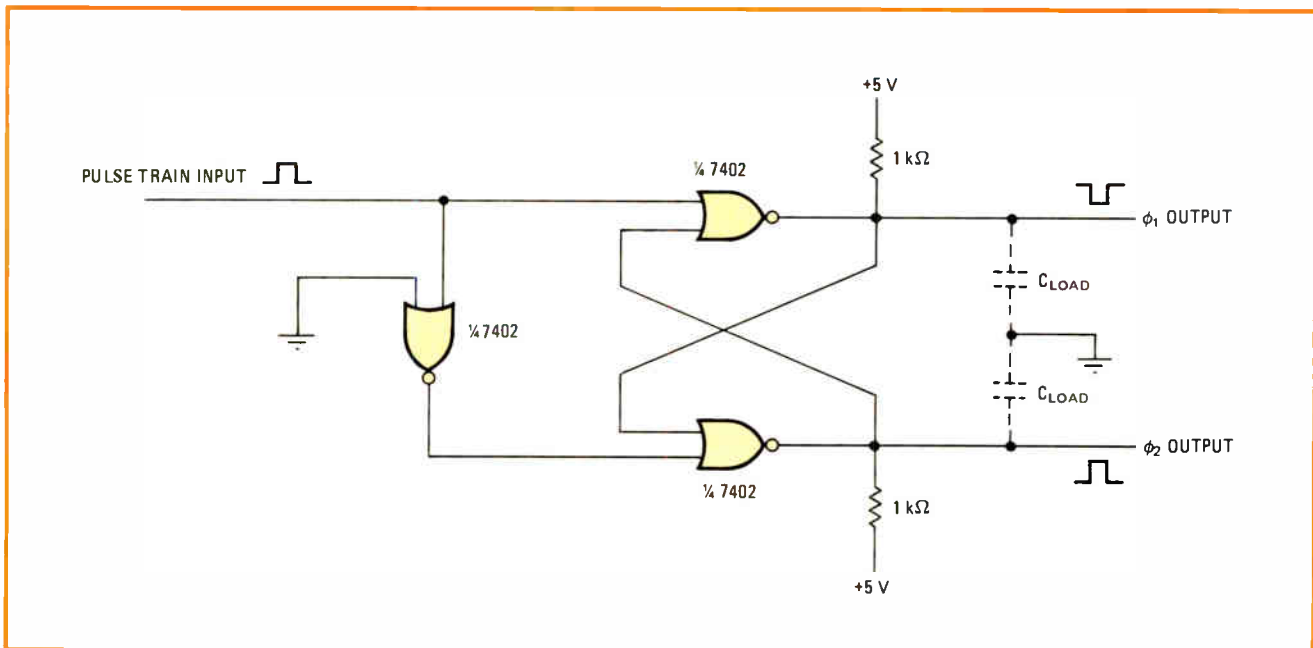
A reliable, two-phase clock signal with nonoverlapping outputs—the kind that is an absolute must for the Motorola 6800 and other microprocessing units—can easily be derived from a pulse train input. This design avoids overlap by exploiting the propagation delays inherent in transistor-transistor logic, and it uses only one integrated circuit.

As shown in the schematic of Fig. 1, a pair of two-input NOR gates in the 7402 chip are wired as an R-S flip-flop to provide the split-phase outputs. The propagation delay of the gates depends on their capacitive loading; it is typically 10 nanoseconds with a 15-picofarad load, increasing to 20 ns with a 150-pF load. As specified in the Motorola 6800 applications manual, the clock inputs of the central processing unit are capacitive, with maximum values of 160 pF but typically 110 pF.

With a 1-megahertz, 50%-duty-cycle input pulse train, this circuit produces a ϕ_1 output 470 ns in duration, a ϕ_2 output 490 ns in duration, and 20 ns of nonoverlap, as shown in Fig. 2. The duration of the nonoverlap is independent of the input duty cycle. □



2. No overlap. With a 1-MHz, 50%-duty-cycle input signal, the ϕ_1 and ϕ_2 outputs have durations of 470 ns and 490 ns, respectively. The nonoverlap, which is dependent upon the propagation delay of the gates, is a function of load capacitance and varies from about 10 ns with a 15-pF load to 20 ns with a 150-pF load.



1. Phase splitter. Simple circuit derives two out-of-phase signals from oscillator input, with outputs suitable for clocking 6800 and other microprocessors that have strict timing requirements. Nonoverlapping of outputs is constant, regardless of input duty cycle.

Diodes fix levels for composite-video generator

by Robert H. Lacy
Applied Automation Inc., Bartlesville, Okla.

A composite video waveform, suitable for driving cathode-ray-tube monitors with RS170 video-input specifications, can be generated with a circuit that uses diodes to set the luminance and synchronization voltage levels. Schottky barrier diodes in the circuit provide fast, clean pulses free of overshoot and ringing, with rise and fall times of about 12 nanoseconds.

As shown in the composite video waveform example of

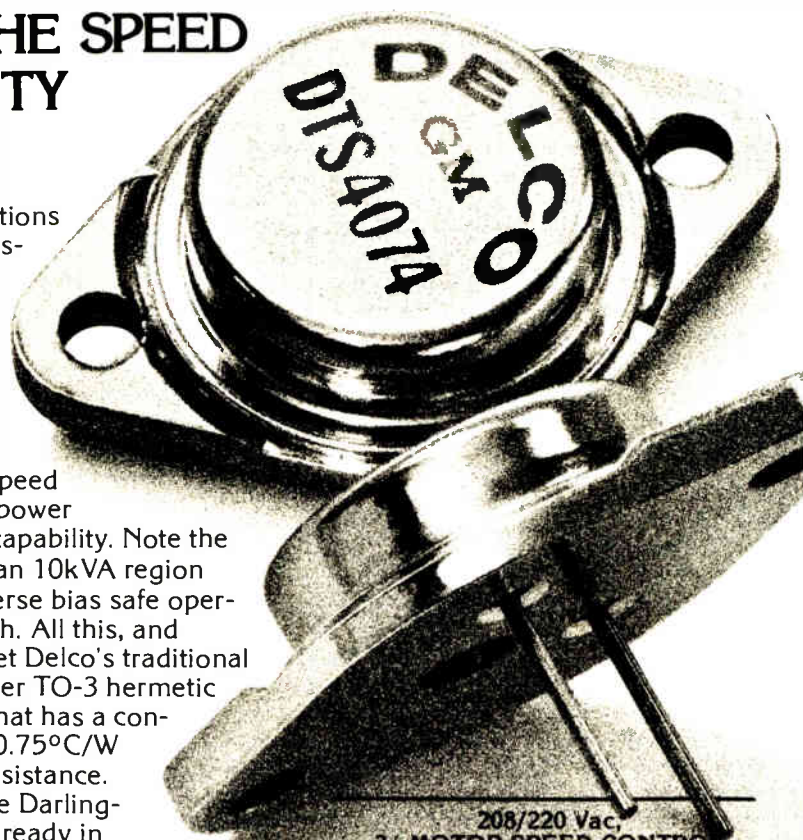
DELCO'S NEW 25-AMPERE HIGH VOLTAGE DARLINGTONS WITH THE SPEED AND ENERGY CAPABILITY YOU ASKED FOR.

Good news for motor speed control designers who have expressed a need to upgrade horsepower ratings. The 25-ampere gain of these new Darlington permits increased horsepower ratings of existing AC motor speed control systems and a reduction in paralleling in new designs. However, grouping of t_{off} is available for current sharing in designs with parallel Darlington. A speed-up diode is built into the DTS-4074 and DTS-4075 permitting data sheet t_f typicals of $1.0 \mu s$. Drive circuit techniques involving $I_{B2} \geq 2A$ and a Baker clamp produce t_f typicals in the $0.4-0.6 \mu s$ range for the DTS-4066, DTS-4067, DTS-4074, and DTS-4075.

Our experience with tolerances, faults, transients, and start-

stall conditions in most systems convinces us that these Darlington have the right trade-off between speed and peak power handling capability. Note the greater than 10kVA region of the reverse bias safe operating graph. All this, and you still get Delco's traditional solid copper TO-3 hermetic package that has a conservative $0.75^\circ C/W$ thermal resistance.

These Darlington are already in high volume production and are available on distributor shelves. For prices, applications literature and data sheets, visit your nearest Delco sales office or Delco distributor, or mail in the coupon on the right.



MAJOR PARAMETER LIMITS

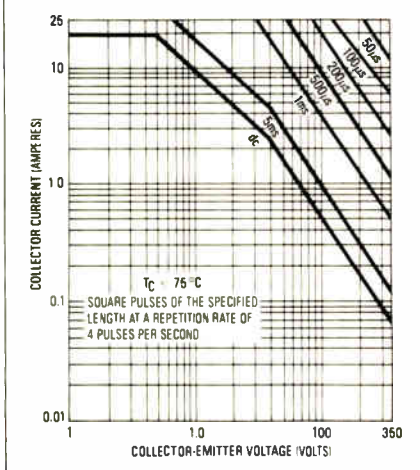
Type	h_{FE} @ 25A	h_{FE} @ 10A	V_{CEO} (sus)	V_{CE} (sat) @ 20A	I_{CEO} @ 600V
DTS-4066	5	75	350V	3.5V	0.25mA
DTS-4067	10	150	350V	2.0V	0.25mA
DTS-4074	5	75	350V	3.5V	0.25mA
DTS-4075	10	150	350V	2.0V	0.25mA

TYPICAL SWITCHING

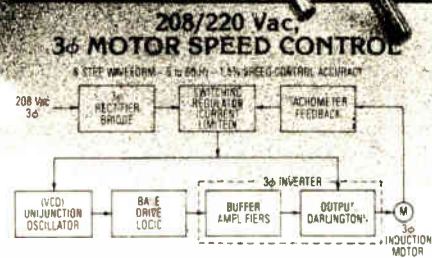
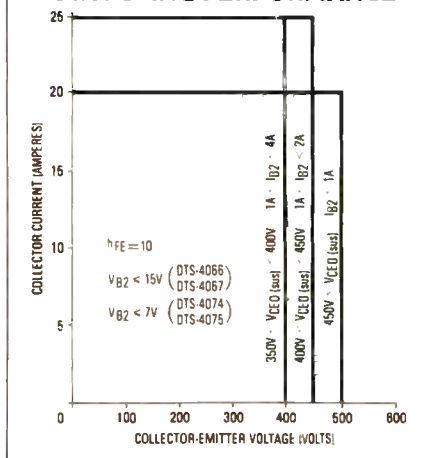
	DTS-4066 DTS-4067	DTS-4074 DTS-4075
t_r	$0.5 \mu s$	$0.5 \mu s$
t_s	$5.0 \mu s$	$3.2 \mu s$
t_f	$4.5 \mu s$	$1.0 \mu s$

NPN triple diffused silicon Darlington are packaged in solid copper cases conforming to JEDEC TO-3 outline dimensions.

SAFE OPERATING CURVES



CLAMPED INDUCTIVE SWITCHING PERFORMANCE



FOR MORE INFORMATION ABOUT DELCO'S NEW 25-AMPERE HIGH VOLTAGE DARLINGTONS, MAIL THIS COUPON TO:

Delco Electronics Division
General Motors Corporation
Marketing Services MS A-213
700 E. Firmin Street
Kokomo, Indiana 46901

NAME _____ TITLE _____
 COMPANY _____
 ADDRESS _____
 CITY _____ STATE _____ ZIP _____
 PHONE _____



DELCO ELECTRONICS SALES OFFICES
Kokomo, Indiana (317) 459-2175
Charlotte, North Carolina (704) 527-4444
Van Nuys, California (213) 988-7550

Fig. 1, the circuit fixes four discrete voltage levels—sync, blanking, black, and white. Since the design is intended for displaying digital alphanumeric data on the CRT, only the two extremes of the gray scale are supplied—black and white. However, the peak level of the video signal could be clamped to 2.5 volts, for example, to provide a gray output as well.

If the display of raster lines on the screen is not desired, control of the blanking level may be omitted; however, in a high-contrast CRT, for example, the lines should remain visible, as they counteract reflections off the CRT glass. Thus blanking is needed to eliminate the retrace that appears at higher brightness settings.

The schematic is shown in Fig. 2. The three inputs—sync, blanking, and video—are transistor-transistor-

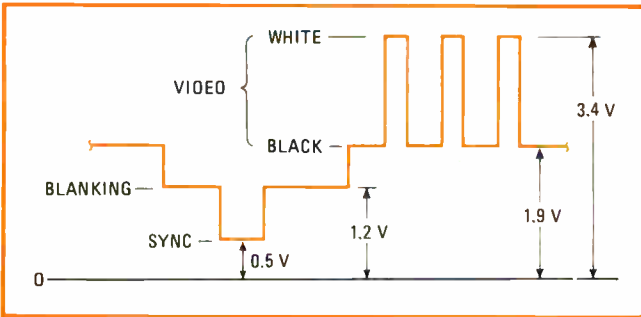
logic-compatible. Schottky-TTL inverters buffer the inputs for fast rise and fall times.

The most positive voltage, producing a white luminance level from a logic-1 video input, is established at approximately 3.4 volts by the R_1 - R_2 voltage divider. The black level, corresponding to a logic-0 video input, is obtained from the 1.9-v total forward voltage drop of the two junction diodes and just one Schottky diode. The blanking and sync levels are determined by the other diode combinations, as shown in the figure.

The reverse-recovery time of the three-diode string in the video input is very fast, thanks to the Schottky diode characteristics. The rise time of the video pulses is determined mainly by the time constant of R_1 with the stray capacitance, indicated here by C_{stray} .

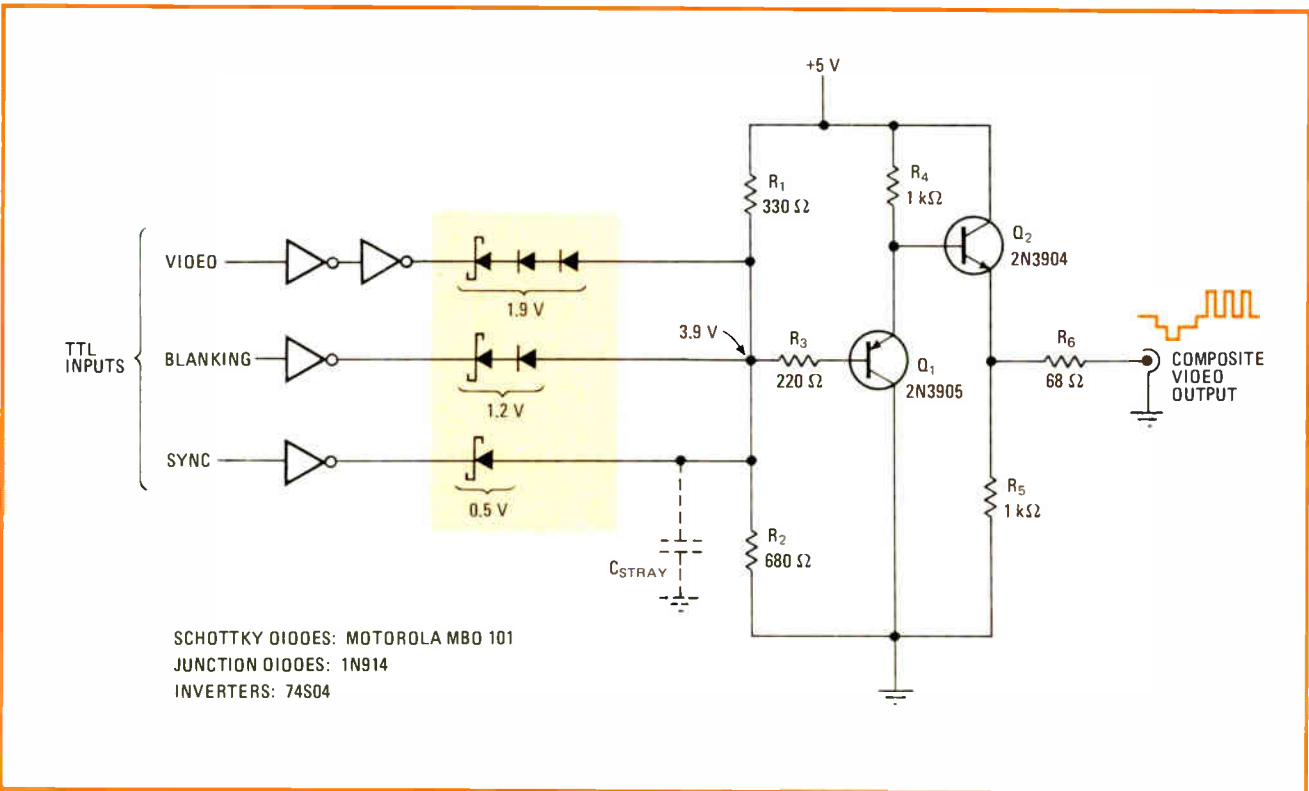
With such quick rise and fall times, the circuit is more than adequate for CRT displays of 80 characters per row. If only 40 characters per row are required, conventional silicon switching diodes such as the 1N914 may be substituted for the Schottky devices, though with a sacrifice in edge definition.

A series-complementary emitter-follower pair, made up of transistors Q_1 , Q_2 , and associated resistors R_3 through R_5 , provides a high-impedance buffer for driving coaxial-cable lines. The 68-ohm resistor in series with the output increases the output impedance of the Q_2 follower, preventing oscillation in the event an unterminated cable is connected. □



1. Composite video waveform. Four voltages shown are compatible with CRT monitors having RS170 specifications. Waveform is typical of digital input to CRT, with only white and black displayed.

Designer's casebook is a regular feature in *Electronics*. We invite readers to submit original and unpublished circuit ideas and solutions to design problems. Explain briefly but thoroughly the circuit's operating principle and purpose. We'll pay \$50 for each item published.



2. Video voltage-level generator. Voltage drops across diodes determine luminance and sync levels of the composite video waveform from TTL input signals. Blanking input is needed to eliminate retrace, if raster lines are brought up. Q_1 and Q_2 followers buffer the signal for driving a standard 75-Ω coaxial line, and output is short-circuit-proof.

Four design principles get the most out of microprocessor systems

Careful attention to programing, partitioning by speed, adjunct-chip use, and networking produce more cost-effective applications

by David H. Chung, *Fairchild Camera and Instrument Corp., Mountain View, Calif.**

□ Imagination was the magic ingredient in the creation of the microprocessor. Now, with the architecture standardizing, imagination is even more crucial in the optimal exploitation of these devices. Often a well-thought-out microprocessor application is many times more cost-effective than a brute-force solution.

Imagination can get a big boost from careful attention to certain key aspects of design. An analysis of some outstanding applications suggests that there are four fundamental approaches to the creative utilization of the microprocessor:

- Minimizing total hardware by clever programing.
- Partitioning the system by speed requirements.
- Using adjunct medium- or large-scale-integrated circuit chips astutely.
- Arranging microprocessors in networks.

These approaches point up the contrast between programing microprocessors and larger computers:

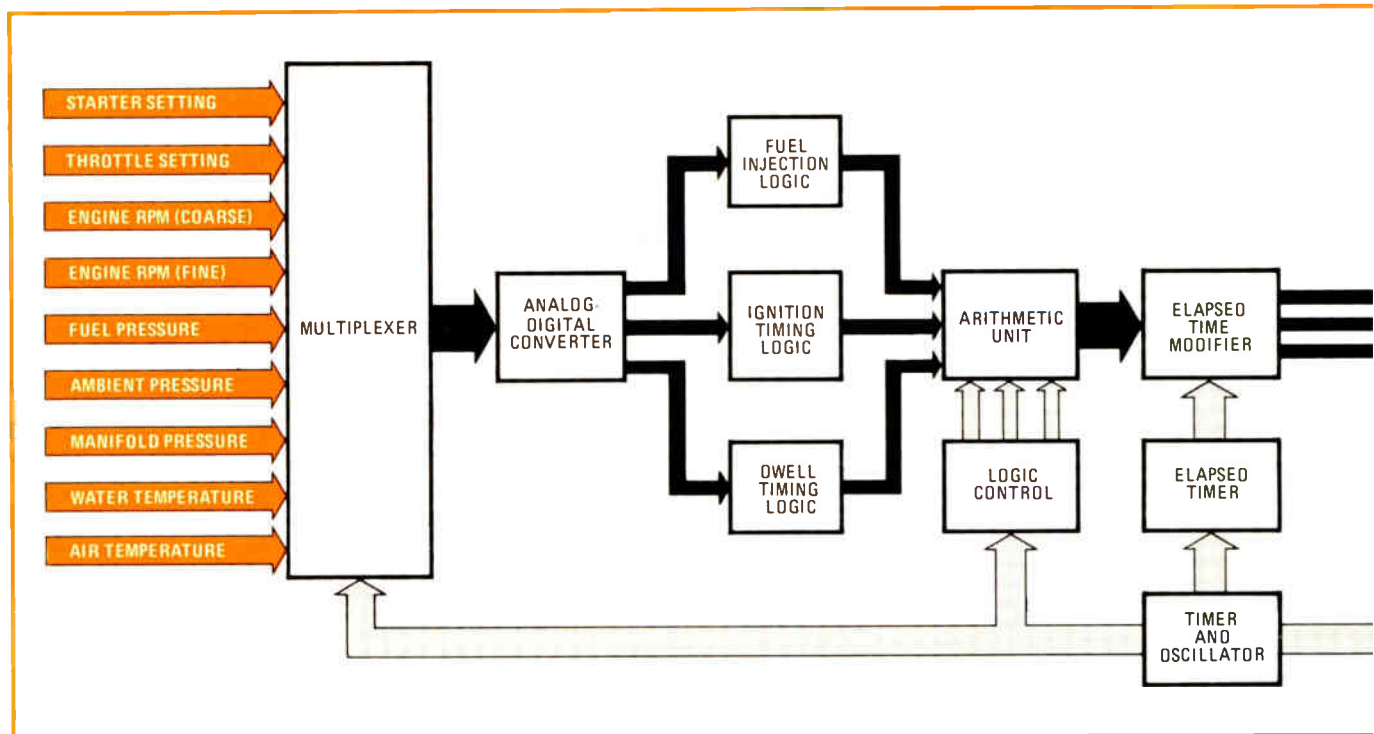
specialized software programing of the dedicated chips can minimize hardware and reduce costs, while the goal for the bigger computers is to write as general as possible programs that allow for future options.

In the application of microprocessor technology to high-volume consumer goods such as automobiles, appliances, television sets, telephones, and others where production runs into millions of units per year, the prime factor is cost. Since microprocessors undoubtedly will follow the downward price trend of the calculator chip, the essential question is whether entire systems can be made simple and cost-effective. The answer is emphatically yes, provided that programs are efficiently written to capitalize on all the features of the processor.

Clever programing

Such a system is the automobile-engine controller in Fig. 1 designed to extract maximum energy from the fuel while minimizing pollutants. The strategy is monitoring in real time all pertinent parameters (engine

*Now vice president of Umtech Inc., Sunnyvale, Calif., of which he is cofounder.



pressures, temperatures, speed, etc.) in order to arrive at the optimum gasoline-air mixture and precise instant of ignition. This process must be repeated at least 100 times a second.

The controller first multiplexes the analog inputs to permit sharing of an analog-to-digital converter. The digitized inputs go to the algorithmic portions for real-time solutions. One of these sections is for fuel injection, another for ignition timing, and the third for optimum spark energy (dwell time). All three blocks share the use of a single arithmetic unit.

These activities are coordinated by the logic control section and sent to the elapsed-time modifier, which provides the correct real-time distribution of the control functions. An elapsed timer supports the modifications. Lastly, the signals are converted to forms suitable for the driven devices: a pulse of precise timing and width is required for engine ignition; an analog signal of proper amplitude must be generated for fuel-injection control, and several digital lines for communications and display must be available.

If this concept is realized by a brute-force approach, the result could be a 200-chip system, hardly meeting the cost objective of a mass-consumer product. Use of a first-generation 4-bit microprocessor might reduce the count to the still-unacceptable level of 100, while a second generation unit can get the count down to 20. But, with a little ingenuity, a controller using the F8 microprocessor can be a four-chip system (Fig. 2). The two-chip F8 microcomputer system includes random-access memory, read-only memory, timer, interrupt hardware, and input/output ports, in addition to the traditional central processing unit.

To achieve minimum cost, the processor chips must assume analog-to-digital conversion, all computation, timing tasks, and digital-to-analog conversion. The

microprocessor can perform the computation effortlessly, and a major savings in a-d and d-a circuits can be realized if pulse width is used as the intermediate analog signal at the inputs and the outputs. The most difficult task is keeping the timing under control.

Many functions must be timed simultaneously. The microprocessor must maintain elapsed time, perform a complete input/output cycle in less than 10 milliseconds, monitor the engine rotation, sample the analog input pulse widths, and generate the correct ignition time and spark pulse width. Perhaps the most stringent timing requirement is measuring the pulse widths of the analog inputs—in particular, the 200-microsecond engine pressure pulse—to an accuracy of $\pm 1 \mu\text{s}$. This is a formidable task for any processor with a timer resolution of $15.5 \mu\text{s}$ and a tightest counting loop no better than 17 μs .

To accomplish all these functions, the microprocessor's role as a real-time controller must be enhanced. Several methods of enhancement have been devised, which provide valuable insight into next-generation processors.

Enhancing real-time control

First, a "timed binary-search" algorithm has been developed, which quickly resolves the high-speed pulse width in much the same manner as a sampling oscilloscope resolves a very fast waveform. In a standard sampling technique, the processor would sample the waveform every 17 μs , adding a time skew of precisely 2 μs with each "look," in the form of a NO-OP instruction. The information for a complete picture of the waveform would then be given after about a hundred samples.

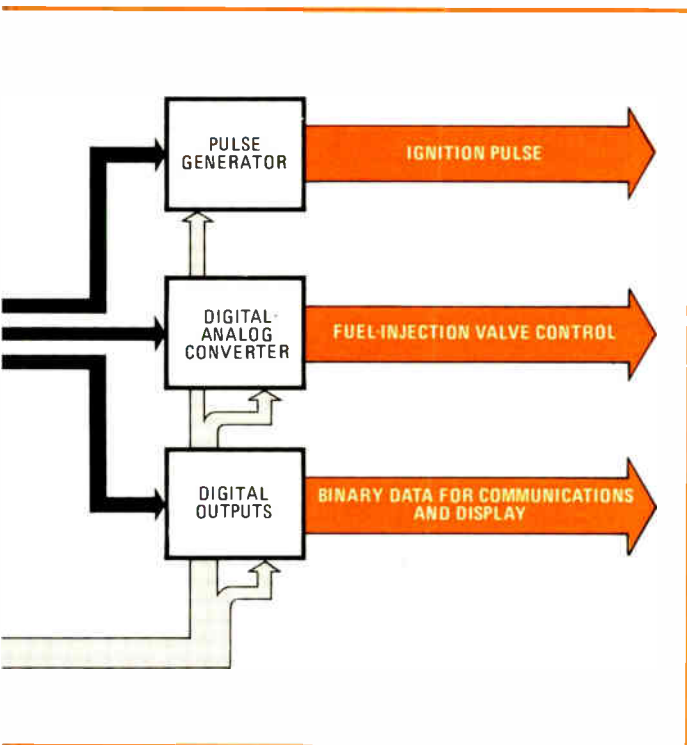
This process is greatly speeded by using a standard binary search technique, in which the skew is added in binary multiples of 2 μs —17 + 8 μs , then 17 + 4 μs , and so on—resolving the pulse width to $\pm 1 \mu\text{s}$ after just a few looks.

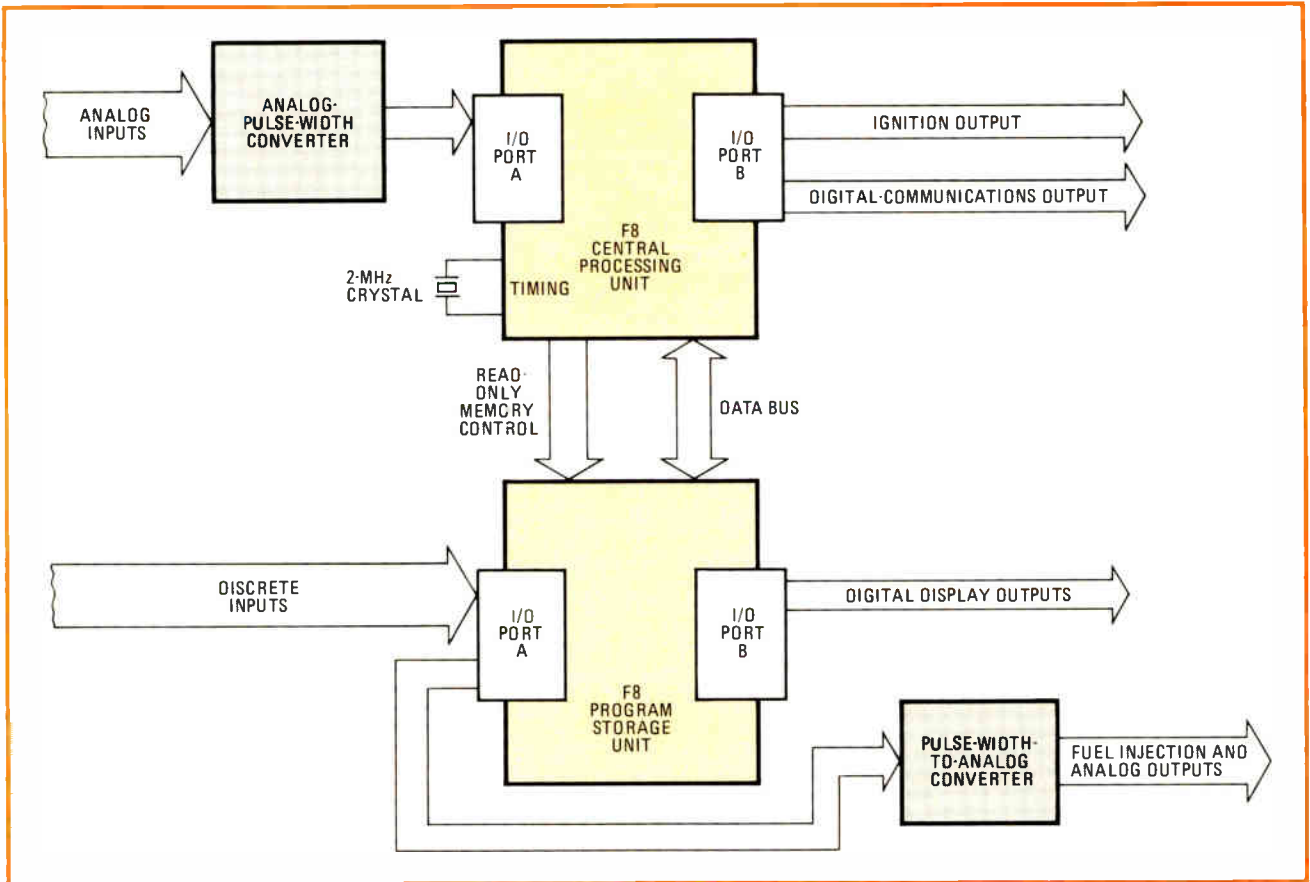
Second, a method has been devised for greatly improving the accuracy of the interrupt, which can occur randomly during any instruction. This method of registering the instant of interrupt improves timing accuracy by a factor of almost 10. The interrupt routine is able to determine exactly the variable time delay between the instant the interrupt occurs (during an instruction that must be completed) and the time it is activated. It is the precision of the time skew that determines the overall timer resolution.

A third method proves extremely useful when multiple timing functions are controlled by a single microprocessor. Called a time window, the technique makes use of the fact that a measurement will be within a given range of the last such measurement.

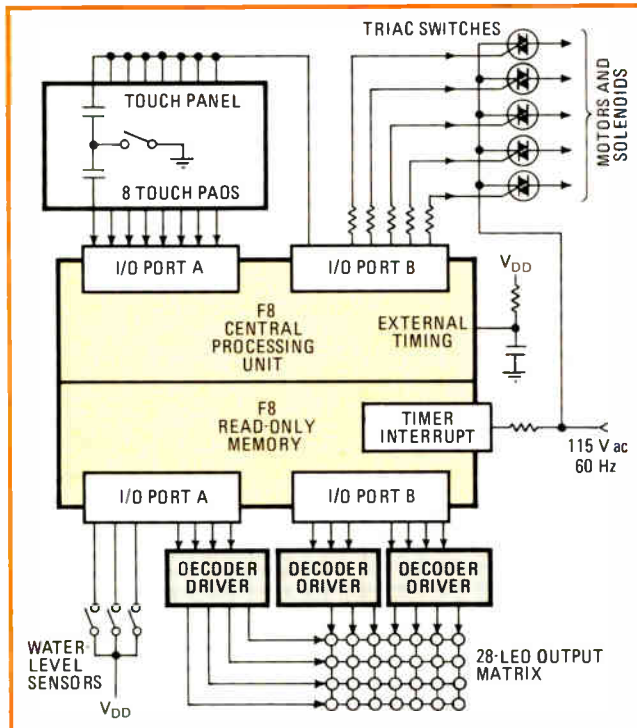
For example, if the automobile engine is running at 5,000 revolutions per minute, mechanical inertia ensures that there is no possibility the speed within the next revolution will be faster than 5,500 rpm or slower than

1. Automotive controller. The large number of input and output variables, as well as the complicated sequencing of real-time events, detail what seems to be a microprocessor system with extensive hardware, if not a difficult programming task for a minicomputer.





2. Four chips. With clever programming, one example of which is using pulse widths as intermediate analog signals at inputs and outputs to avoid expensive analog-to-digital conversion, the engine controller is implemented with only a four-chip microprocessor set.



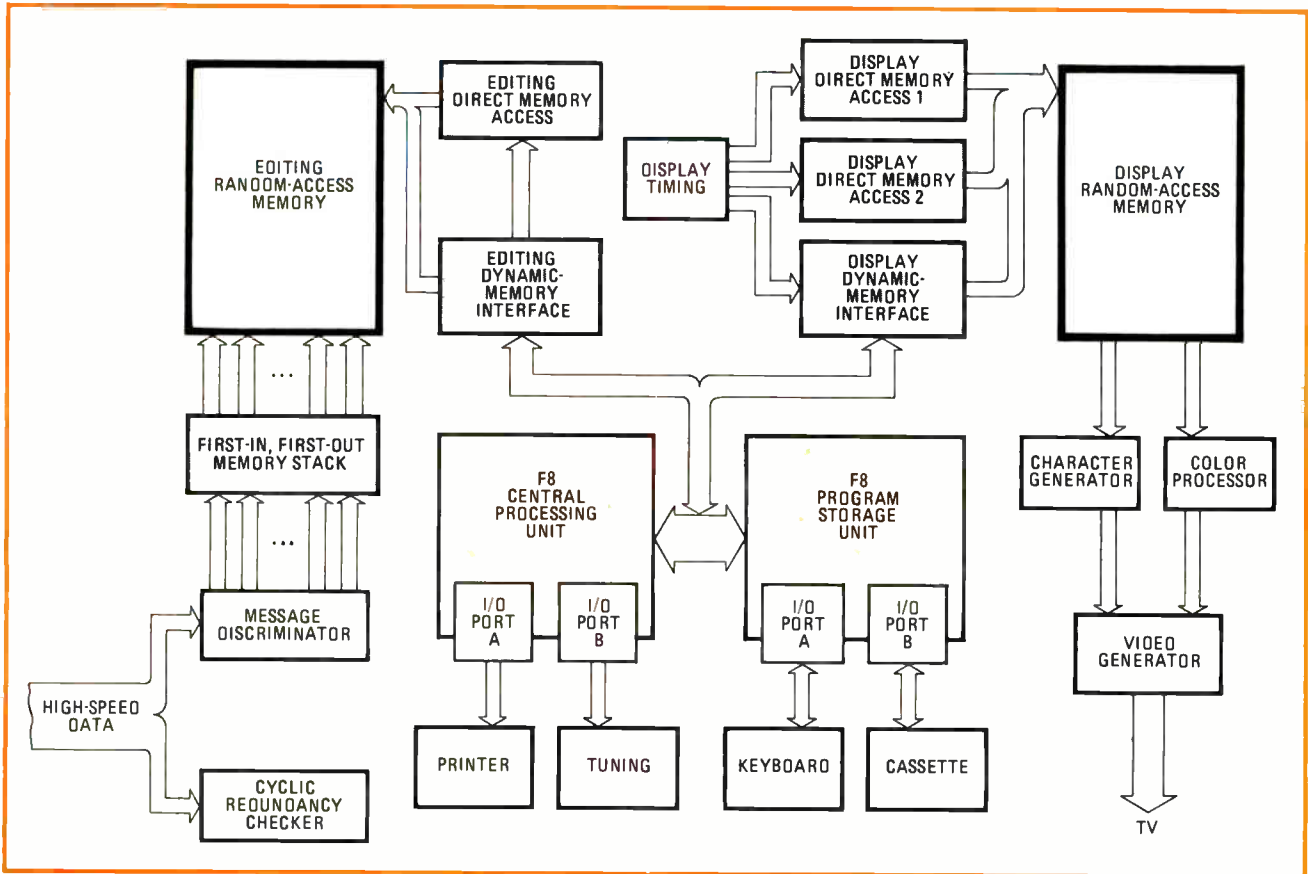
3. White goods. For the microprocessor to break into the home appliance field, hardware must be reduced to a bare minimum. Exploiting the bidirectional input/output ports of the F8 microprocessor slashes the chip count to two.

4,500 rpm. The processor can monitor engine speed quickly through a time window having a width at most 10% greater than the period of the last revolution, or $1.1 \times 1/5000 = 2.2 \times 10^{-4}$ minutes. This eliminates the time required for coarse measurement and frees the microprocessor to attend to other tasks.

Tricks such as these enable a drastic reduction in the number of components, essential in consumer applications. Clever design permits tremendous savings when software replaces hardware. An example is the washing-machine controller in Fig 3, in which the bidirectional I/O ports of the F8 are exploited to minimize the number of external components in the system.

The touch-pad and sensor inputs, the light-emitting-diode indicators, and the controlling outputs all use the port lines. The clock for the microprocessor is an inexpensive RC circuit. Part of the ac line signal is connected to the interrupt input to serve as an accurate timing reference and to provide zero-crossing information that helps eliminate radio-frequency noise when the triacs are fired. In such applications, the microprocessor's cost and flexibility have now become very attractive to cost-conscious manufacturers of home appliances.

These examples demonstrate techniques for implementing modern microprocessors in extremely cost-sensitive consumer products. The implicit lesson is that the advent of microprocessing units calls for a new programming mentality; to efficiently program the microprocessor to do as much as possible in order to minimize



4. High-speed control. Microprocessors can handle high-speed data streams, as in this TV data system, when direct-memory-access and dynamic-memory-interface chips, under control of the CPU employ random-access memories as high-speed, 8-bit parallel shift registers.

the total hardware that is used in the system.

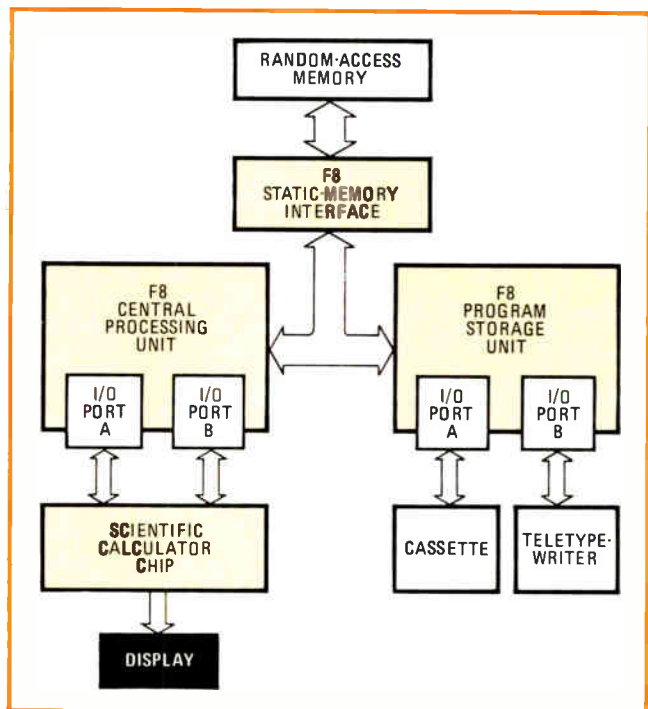
It is popularly believed that metal-oxide-semiconductor microprocessors cannot handle high-speed data streams—rates from 9,600 bits per second to 10 megabits/s. But if the different speed requirements are separately controlled by software, a microprocessor-based system can handle just such data streams.

Partitioning by speed

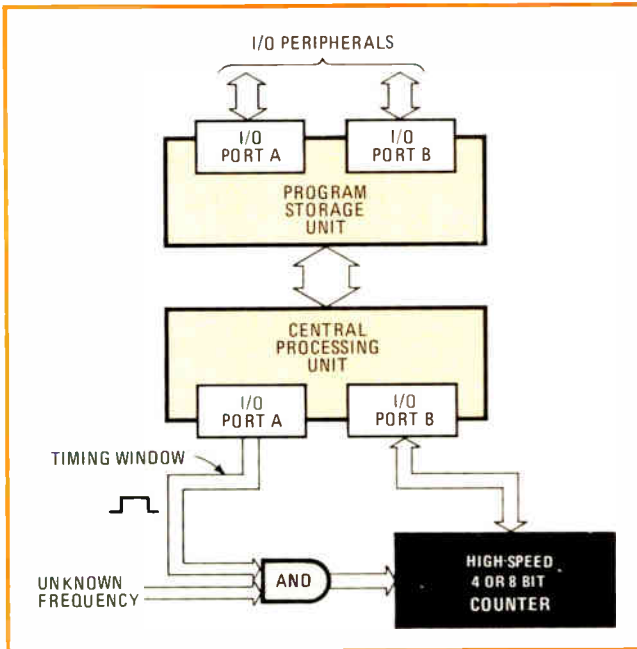
Figure 4 shows a TV-based data system that permits a subscriber to select a number of real-time news items to be displayed on his set—stock transactions, sports results, weather, etc. Some data is transmitted over the telephone line at a rate of less than 9,600 b/s, but most of it is carried by an ordinary TV transmitter or cable-TV system at 5 to 10 megahertz.

With a little help, a single microprocessor is capable of intercepting the correct messages from the very fast data stream, checking the data integrity on the fly, editing it, and displaying it in color on a home TV set. The processor coordinates these principal functions and executes printer- and cassette-control and tuning.

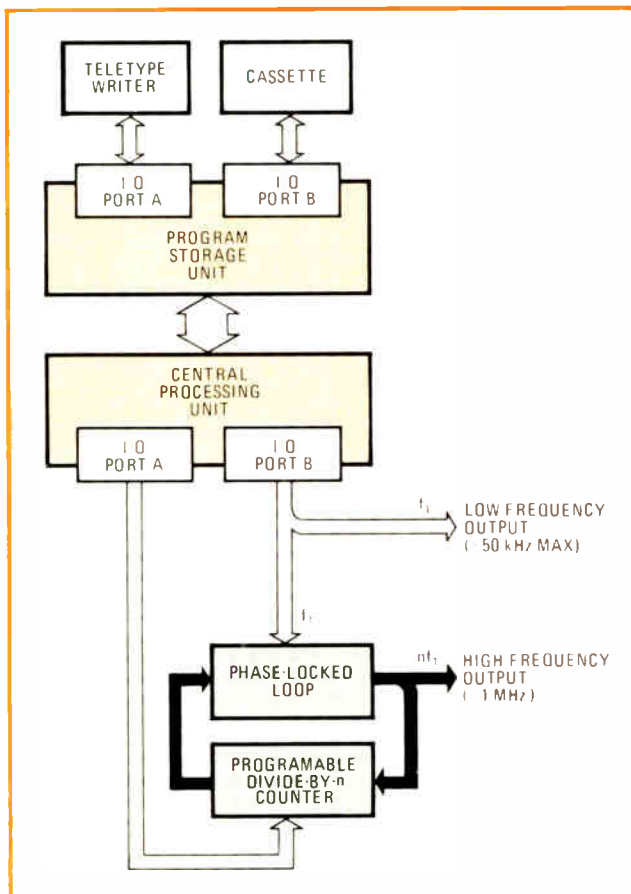
It is essential to recognize that a modern microprocessor chip set is capable of handling two different types of I/O data streams with quite different characteristics. It can control low-speed (up to 10 kilohertz) data streams requiring bit-by-bit manipulation by the central-processing unit. It can control high-speed (up to 10 MHz) data streams requiring proper timing and buffering but



5. Simple Basic compiler. A minimum-hardware system for compilation and execution of Basic language programs uses only three microprocessor chips—the central processing unit, program storage unit, and static-memory interface—and a scientific calculator chip, which can drive a light-emitting diode display.



6. Fast counter. The powerful software of a microprocessor permits a high-speed bipolar counter of only a few bits to quickly resolve closely spaced frequencies for applications such as detection of frequency-modulated signals and multichannel decoding.



7. Wide-range synthesizer. Although the microprocessor can synthesize frequencies only up to 50 kilohertz, using a phase-locked loop with a programmable divider under software control permits generation of frequencies up to several megahertz.

no complex real-time interaction with the processor.

The key to a cost-effective application is a clear understanding of the different types of speed requirements, and then partitioning by speed. The speeds beyond microprocessor capability are satisfied by MSI or LSI chips external to the controlling processor.

In the TV data system, software in the CPU and the program storage unit (PSU) controls the low-speed data stream, including a cassette deck for record/playback of digital data at 1,800 b/s, a keyboard, a printer, and a tuner. By using a software-I/O approach, the microprocessor becomes a universal peripheral controller, with a profound economic impact on the affordability for the consumer.

The two high-speed data streams—one at the receiving end of the data system, the other at the output to the TV screen—are controlled by the CPU using dynamic-memory-interface and direct-memory-access chips to exploit the bandwidth of random-access memories. The chips employ the RAMs as high-speed, 8-bit, parallel shift registers, allowing data-rate transfers as high as 1.33 megabytes/s.

Many tasks at once

An important feature of DMA is that it needs only initiation by the CPU, with no further attention until the entire message is stored at the input, or until a complete frame on the TV screen has been displayed at the output. Thus, the system permits the simultaneous operation of message input to the editing memory, TV-screen refreshing from the display memory, and computation. In addition, the CPU has access to all three memories (editing, display, and the ROM in the PSU) and is able to coordinate input and output data with the instructions programmed in the PSU. These features greatly reduce system cost while maintaining flexibility.

Since the microprocessor is not capable of complex interaction with high-speed data streams, the strategy is to build simple adjunct circuits. For example, the function in Fig. 4 called message discrimination must constantly monitor the input data stream to determine if a message is part of the selected subject. If the selection is, say, stock quotations, the discrimination function allows only this message to enter the editing memory.

Discrimination is readily realized by a shift register loaded by the CPU whenever a new subject is selected. The shift register's contents (the code for the selected message) are compared with the header of the incoming message to determine whether it should be entered in the editing memory or ignored, thus permitting message checking on the fly and greatly relieving the software burden.

This example shows how a clear insight into speed requirements leads to cost-effective microprocessor-based solutions to many high-speed problems. The standard processor chip set and RAMs can satisfy most of those requirements. In some cases, an optimal configuration of *ad hoc* hardware must be added, typically in applications such as floppy-disk and magnetic-tape controllers, communications-concentration demultiplexers, and video games.

Enhancing the microprocessor can be extended from

use of a simple shift register to a number of MSI or LSI chips that perform discrete functions in a cost-effective manner. Figure 5 shows a system capable of compiling and executing Basic language instructions implemented with only three F8 microprocessor chips and a scientific calculator chip.

Basic statements are entered via the teletypewriter into the PSU. The CPU performs the syntactical verification and object-code compilation and stores the program in RAM. The power of the calculator chip, slaved by the CPU whenever a numerical computation is required, affords the system great performance at very low cost.

Besides providing multiple-precision scientific calculations, the modern scientific calculator chip includes several storage and manipulative commands that aid the microprocessor in compilation and execution. With minimum hardware, this system has excellent I/O capabilities—it interfaces to both a TTY and magnetic cassette deck, and, if necessary, the calculator chip can drive a LED display.

Using adjunct chips

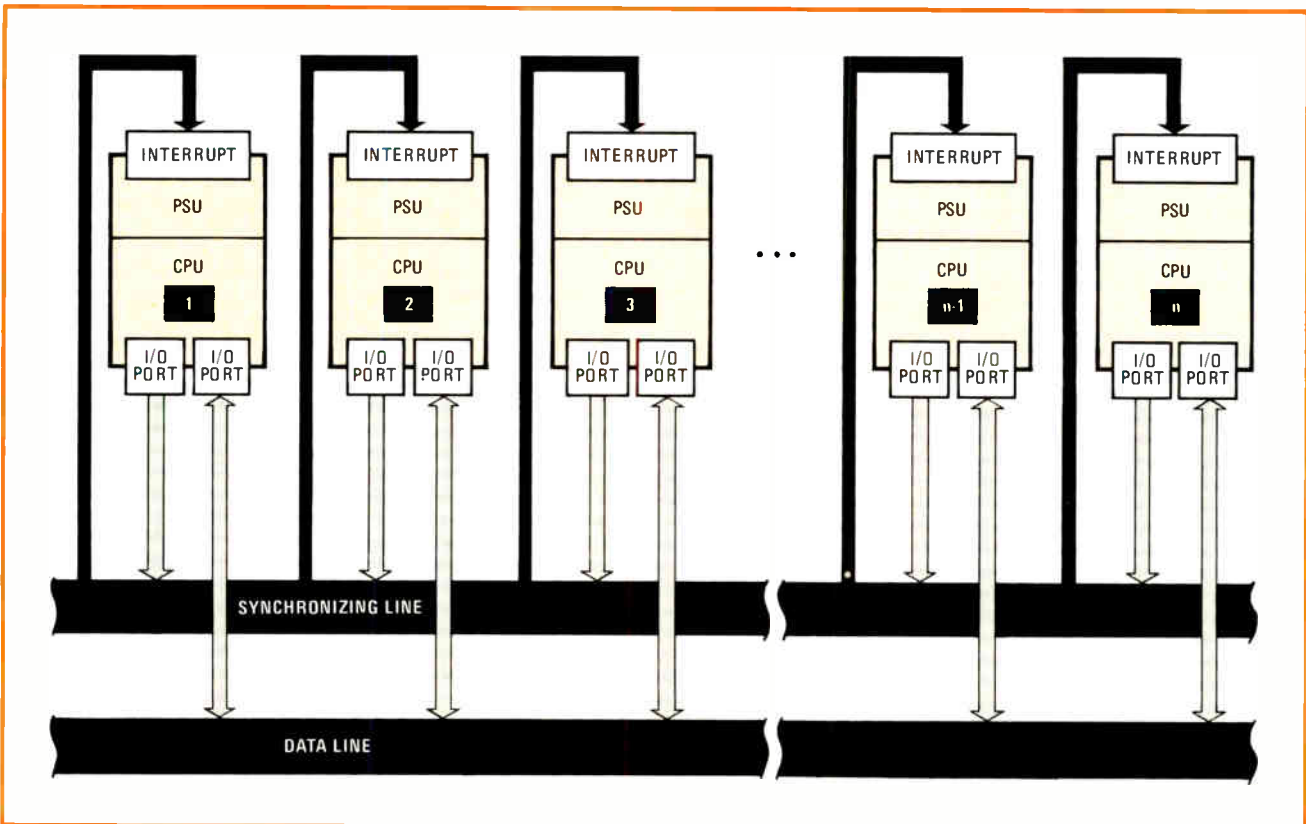
Augmenting a two-chip microprocessor system with a fast bipolar modulo counter of only a few bits enables high-resolution measurement of unknown frequencies (Fig. 6). Such a system is useful in applications like multichannel TV remote-control systems, detection of digitally-coded frequency-modulated signals, or any decoding operation where there are many closely-spaced frequencies to be resolved.

The microprocessor generates various timing windows that permit the unknown frequency to advance the counter. At close of each window, the CPU interrogates the contents of the counter and, depending upon the frequency and the required resolution, adaptively generates a recursive set of timing windows to impinge on the unknown frequency. Again, the use of a binary search will greatly accelerate the resolving process.

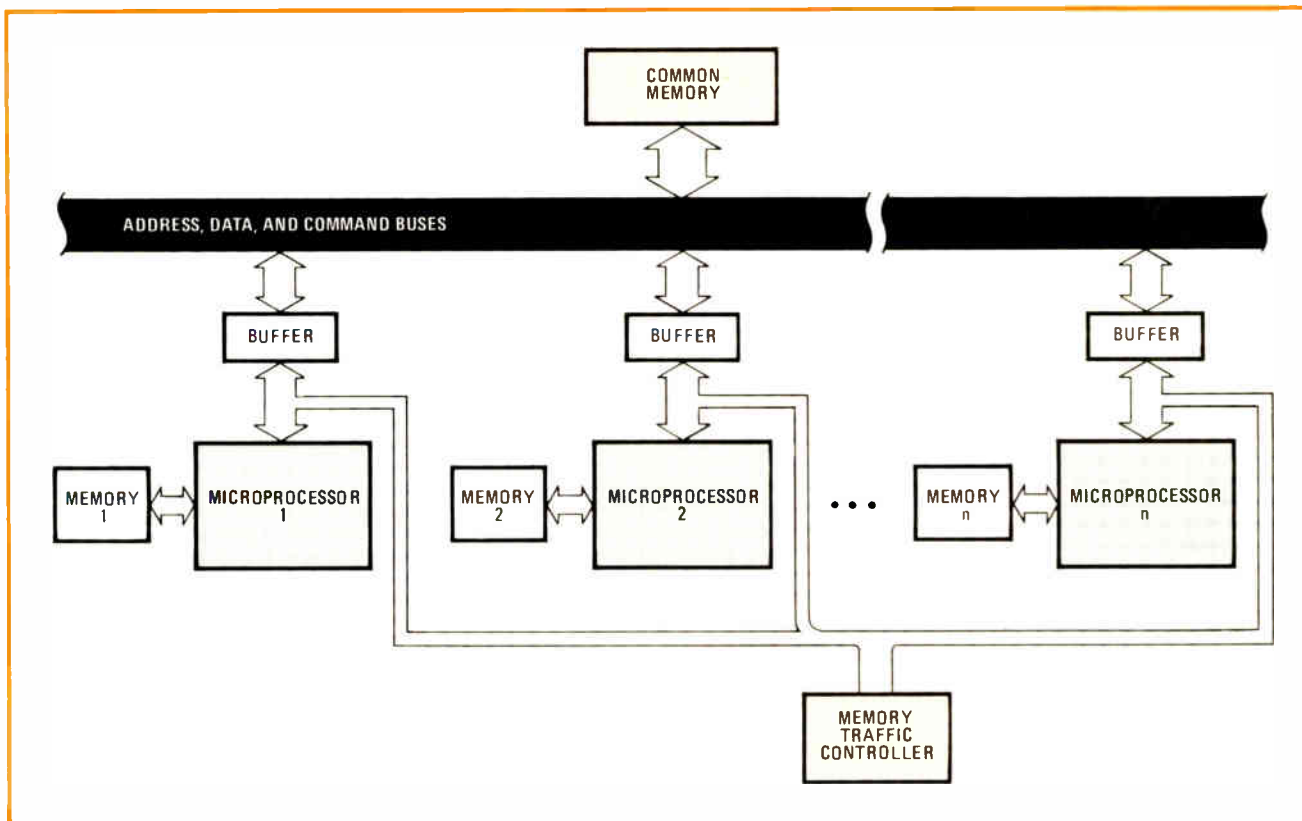
A synthesizer capable of producing a wide range of frequencies is built around four principal chips: the F8 CPU and PSU, a phase-locked loop, and a programable divider (Fig. 7). The square-wave outputs are generated under software loop control. The low-frequency output (f_1), which appears directly at a port on the CPU, has a range of 0 to 50 kHz.

The synthesizer generates higher frequencies through the use of the PLL, which multiplies frequencies both by insertion of the programable divider ($+n$) in the loop and by harmonic locking. When these two modes are used under control of the CPU, outputs of up to several megahertz can be generated, limited only by the bandwidth of the PLL. If the CPU controls a DMA chip, the low-frequency output could reach a few megahertz. Then the microprocessor conceivably could control PLLs assembled from discrete components with upper limitations of several hundred megahertz.

Enhancing the power of microprocessors by clever use of MSI or LSI circuits greatly broadens the potential market for microprocessors. Other chips that serve as useful adjuncts include timers, first-in/first-out stacks,



8. Shared-bus network. Connecting microprocessors together through a shared communications bus affords the most loosely coupled and probably the most useful form of network arrangement. Each microprocessor has its own memory and functions independently, but can communicate with others over the data line when flagged through an interrupt routine via the synchronizing line.



9. Shared-memory network. For multitask operations that share a sizeable data base, arranging a network of microprocessors to share data of global interest is most practical. Each microprocessor is autonomous—its primary memory enables it to execute programs independent of the others. A traffic-controller resolves conflicts in accessing the common memory.

watch chips, arithmetic/logic units, and other devices.

The microprocessor's outstanding attribute perhaps is the tremendous power attained when several processors are connected together in an intelligent network. With the low cost and high availability of the chips, it is safe to predict that network engineering will soon evolve into a formal science.

Putting CPUs together

Fundamentally, there are two forms the network may take: shared bus or shared memory. Figure 8 shows the general configuration of a shared-bus microprocessor network. The bus serves as a communication line, but the processors can operate on their own. This network is loosely coupled and will prove to be the more versatile type.

In a typical application, the microprocessors are linked by a two-line bus—one a bidirectional data line and the other a synchronizing line to strobe the data. The sync line, controlled by the transmitting microcomputer, is connected to the interrupts of all the microcomputers in the network; therefore, all data transmissions are totally asynchronous to the CPU operations. All uninterested computers may disable their interrupt lines to avoid program disruption, save for a message protocol. Since each microprocessor is capable of receiving the check fields and understanding the message format, reliable message transmission and reception is assured.

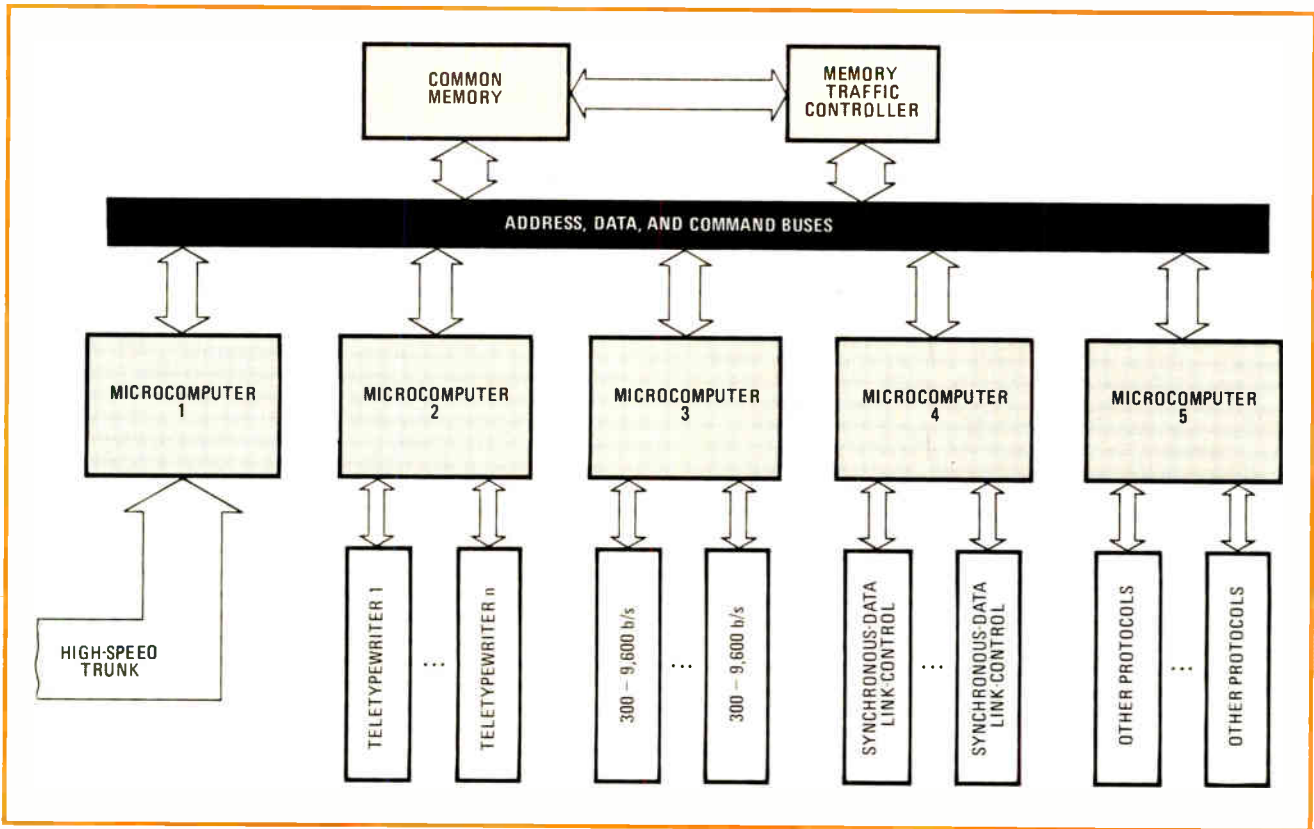
The hardware simplicity and modularity afforded by the two-line bus permits easy expansion of this type of

network. In addition, bus simplicity allows low-cost redundancy and thus high reliability. However, loose coupling carries with it the drawback of low data speeds—about 10 kilobits/s for each data line. Such speeds are adequate for many practical applications, but are ill-suited for multitask operations that share a sizable data base.

A good example of a shared-bus microprocessor network involves an ambitious system concept known as the Trojan Horse. The idea is to manufacture a very low-cost basic function in an enclosure (the "Trojan Horse") with enough room to accommodate a variety of other functions. As the customer's needs grow, additional circuits can easily be added.

Consider an inexpensive desk-top calculator with five empty printed-circuit card slots in the basic box. The manufacturer wishes to build 12 different cards that can fit into any of the empty card slots in any combination. The cards could provide various computing functions, such as engineering and accounting, or could extend the capabilities of the unit to that of a cash register, credit-card verifier, or teaching machine. Peripheral controllers could also be made available.

While this product is a marketing man's dream, it is an engineering nightmare. With five slots and twelve different cards, there are 13^5 possible configurations. If the product were implemented with a single microprocessor, the problems with software, field engineering, and documentation—to name only a few—would have been insurmountable.



10. Reduced line cost. A communications concentrator/demultiplexer combines many low-speed communications links into a high-speed trunk for transmission, then demultiplexes to recover the original protocols at the receiving end. If a shared-memory microprocessor is used, the throughput is n times greater than the previous multiline system, where n is the number of microprocessors in the network.

The shared-bus concept can make the product viable: every card must contain an autonomous microcomputer system. When the basic calculator receives a job request from the user, it sends out a message via the two-line communication bus. The intended computer will acknowledge the message and carry out the command. If the intended card is not in the system, the calculator will note the lack of response and will notify the user. This highly modular system allows easy field maintenance and is applicable to human-oriented systems, such as point-of-sale terminals and dedicated calculators.

Scanning with software

Another striking application of the shared-bus network involves the replacement of an expensive sensor system with the computing power of a microprocessor network. Present airborne-communication systems employ a very costly scanning antenna controlled by an equally expensive computer. The design specifications of the antenna are extremely demanding, yet it must scan the horizon as commanded by the computer in a slow, closed-loop mechanical system.

If this system is supplanted by a large number of low-cost stationary antennas, each with a dedicated microprocessor and all sharing a communication bus, a lower-cost system with enhanced capabilities results. Reliability is increased many times since there are no moving parts, and the system is necessarily much faster.

Multitask operations with sizable amounts of data are best implemented by the second type of microprocessor

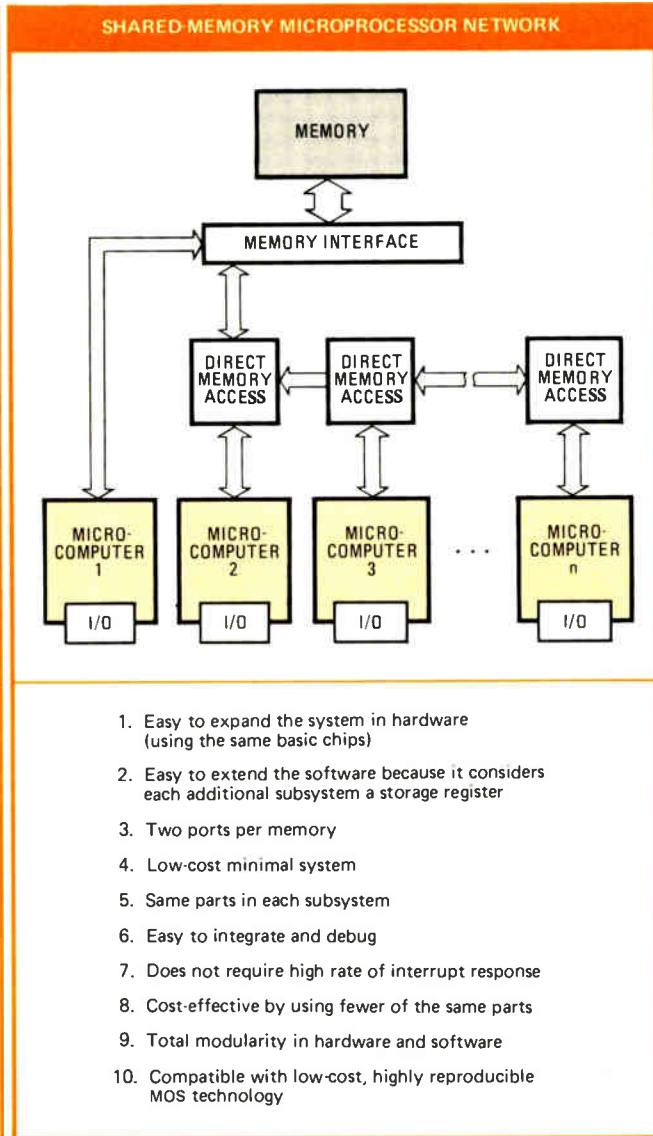
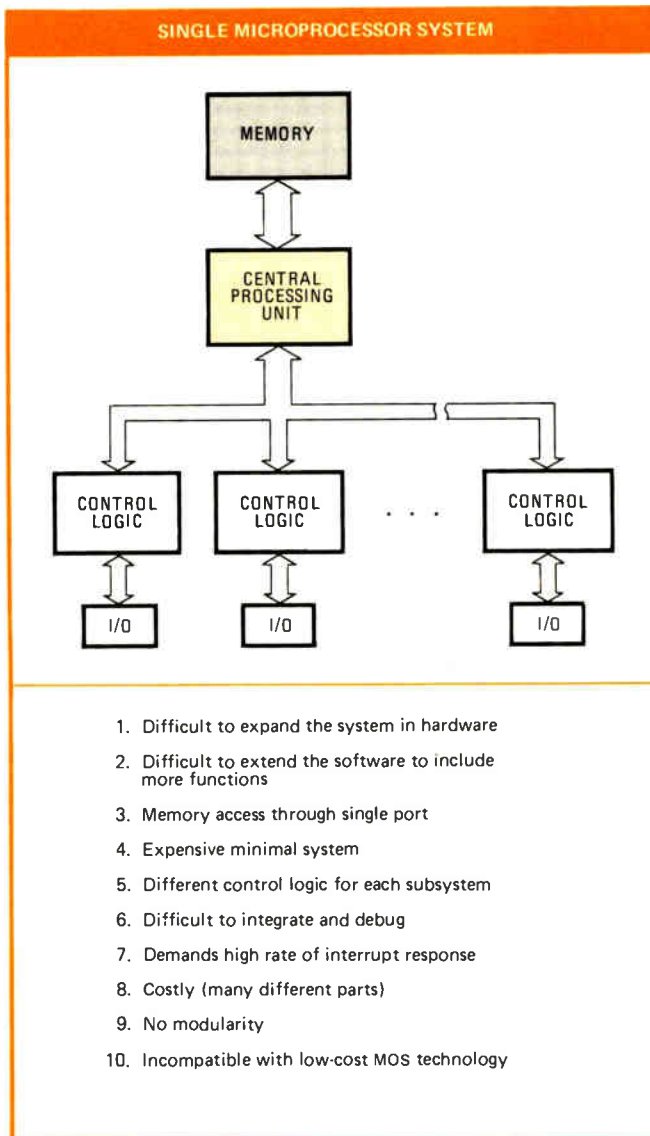
network, the shared-memory setup (Fig. 9). Since each constituent microcomputer has its own primary memory, it can execute its program without having to wait for the others. The data of global interest can be written into or read from the common memory, permitting efficient data exchange between any two members. Wiring through the common buses (address, data, and command) is in daisy-chain fashion. A memory traffic controller resolves any conflict that might arise from simultaneous requests for use of the common memory.

An orderly method of communication between any two microprocessors in the network can be instituted by an algorithm establishing a mailbox. Certain memory locations are used as a dedicated command depository (hence "mailbox") between any two specific microprocessors. They occupy very little memory space, because only pointers are needed to complete a dialogue.

Short-distance star

The number of lines required for the address, data, and command buses ranges from 30 to 50. Since most memory signals are time-critical, this type of network is unsuitable for distribution over long distances. However, for handling large amounts of high-speed data, such a setup should be considerably cheaper or far more cost-effective than a single-processor system. The table on the next page compares the two types.

One example of a shared-memory network application is a small business computing system, such as a key-to-diskette. Microprocessors were first implemented as low-



cost substitutes for minicomputers, and the results of using a single microprocessor to coordinate all hard-wired I/Os were disastrous. However, the F8 microprocessor is structured as an I/O controller, and as such lends itself well to a shared-memory network when DMA chips are employed. The I/O devices in this type of system typically include a cathode-ray tube, diskette, printer, magnetic tape, keyboard, and modem.

Concentrating low speed to high speed

A communications concentrator/demultiplexer using a shared-memory microprocessor network is shown in Fig. 10. The goal was to reduce the line cost by concentrating many low-speed communications links into a single high-speed trunk at the sending end and recovering the original protocols at the receiving end.

The microcomputers share a global memory, and, in this system, the tasks are clearly partitioned. Again, all microcomputers are autonomous, and hence are operating simultaneously irrespective of the others. The throughput of the network is amplified by a factor of n , the number of microprocessors used.

Microcomputer 1 is the coordinating microcomputer of the network. It controls the high-speed trunk, carrying on a continuing dialogue with the other microcomputers through the mailbox procedure and administering the use of the common memory to all other microcomputers through the memory traffic-controller.

The other microcomputers have assigned jobs—for example, microcomputer 2 handles all the TTY signals, translating them into the protocol of the high-speed trunk on sending and back into the TTY protocol for receiving. In addition, it must perform a host of routine tasks, including data integrity assurance, retransmission, code conversion—all the functions expected of a concentrator. Microcomputers 3 through 5 must perform these tasks for the different communications protocols.

The network's inherent modularity permits functions to be added and deleted easily. For important transmissions, the setup can include a redundant microcomputer to double-check results and act as a standby. But its key advantage is the low cost, attributable to two savings: the low cost of standard microprocessor chips and the modular software. □


Now HP offers OEMs more choices in a new recorder catalog.

Instrumentation tape recorders have been added to Hewlett-Packard's line of OEM recorders. Designed and built specifically for OEM systems, HP recorders—XY's, strip charts, graphic plotters, and now instrumentation tape recorders—offer OEM's a wider range of choice than ever before. And every instrument is backed by HP's well known reliability.

Whether you need large or small quantities, our discount schedule makes these recorders even more attractive. So send for your copy of our catalog today, and see what choice in OEM recorders really looks like.

HP recorders are built for those times when a fine line separates success from failure.

Send for it.



Hewlett-Packard
16399 West Bernardo Drive
San Diego, CA 92127

*Please send me your new
OEM recorder catalog.*

Name _____

Title _____

Company _____

Address _____

City _____

State _____

Zip _____

Telephone _____

HEWLETT  PACKARD

Sales and service from 172 offices in 65 countries.
1501 Page Mill Road, Palo Alto, California 94304

Circle 111 on reader service card 111

Input capacitance feedback improves neutralization

by Martin V. Thomas
Boston University Medical Center

The conventional method of neutralizing input capacitance of an amplifier with positive feedback can be improved by using the amplifier's actual input capacitance as the feedback element. This may be done with a circuit that uses a floating power supply.

The benefits are not only a greater reduction in effective input capacitance, but also a reduced feedback requirement. In turn, since positive capacitive feedback essentially increases the high-frequency gain of an amplifier, less of it means lower amplifier noise and a reduced tendency toward oscillation.

Neutralization is particularly needed for measuring signals from high-impedance sources. For example, with a source resistance of 10 megohms and an amplifier input capacitance of 5 picofarads, a signal bandwidth of only 3 kilohertz is permissible. With this circuit, however, up to 10 pF of source capacitance can be neutralized to an effective value of less than 1 pF when the source resistance is 10 megohms. If the source capacitance is negligible, the amplifier's effective input capacitance can be further reduced to 0.5 pF or less.

Using feedback to neutralize capacitance yields a reduction, in general, to:

$$C_{\text{eff}} = 2(C_T/2\pi f_{\text{bw}} R_s)^{1/2}$$

where R_s is the source resistance, f_{bw} is the amplifier's

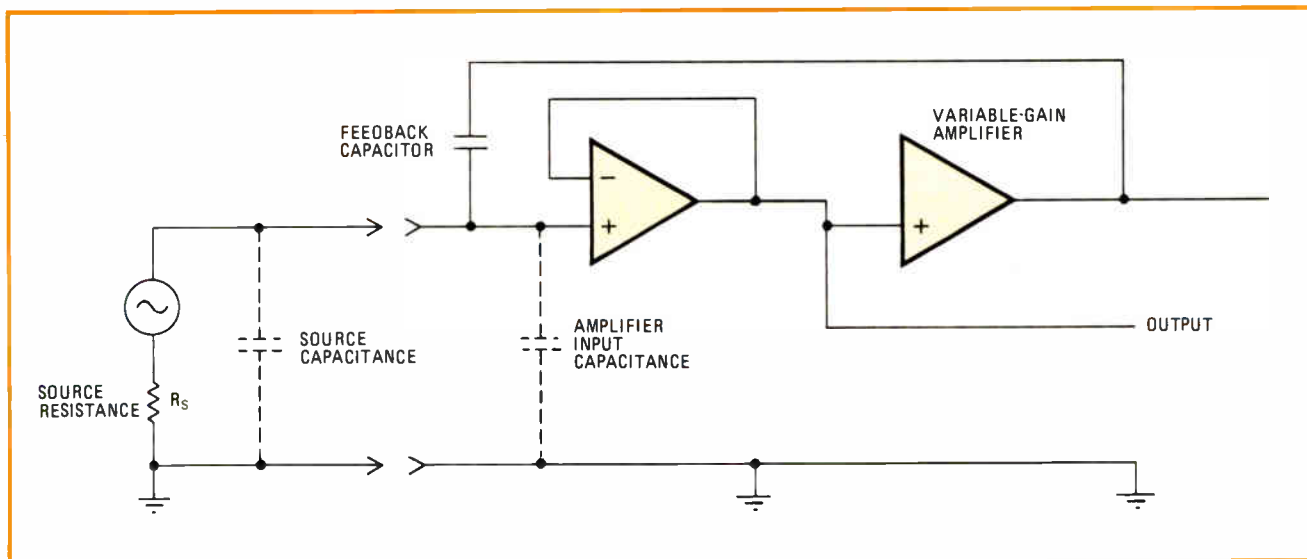
– 3dB bandwidth, and C_T is the total capacitance.

In the conventional neutralization method C_T would include three components: source, amplifier input, and feedback capacitance as illustrated in Fig. 1. Using the improved method, however, eliminates the feedback component (since it is actually the amplifier's input capacitance) and results in a lower C_T , and thus a lower C_{eff} . A hidden advantage, as already noted, is that less feedback than in the conventional method is required, which lends itself to circuit stability and decreased noise.

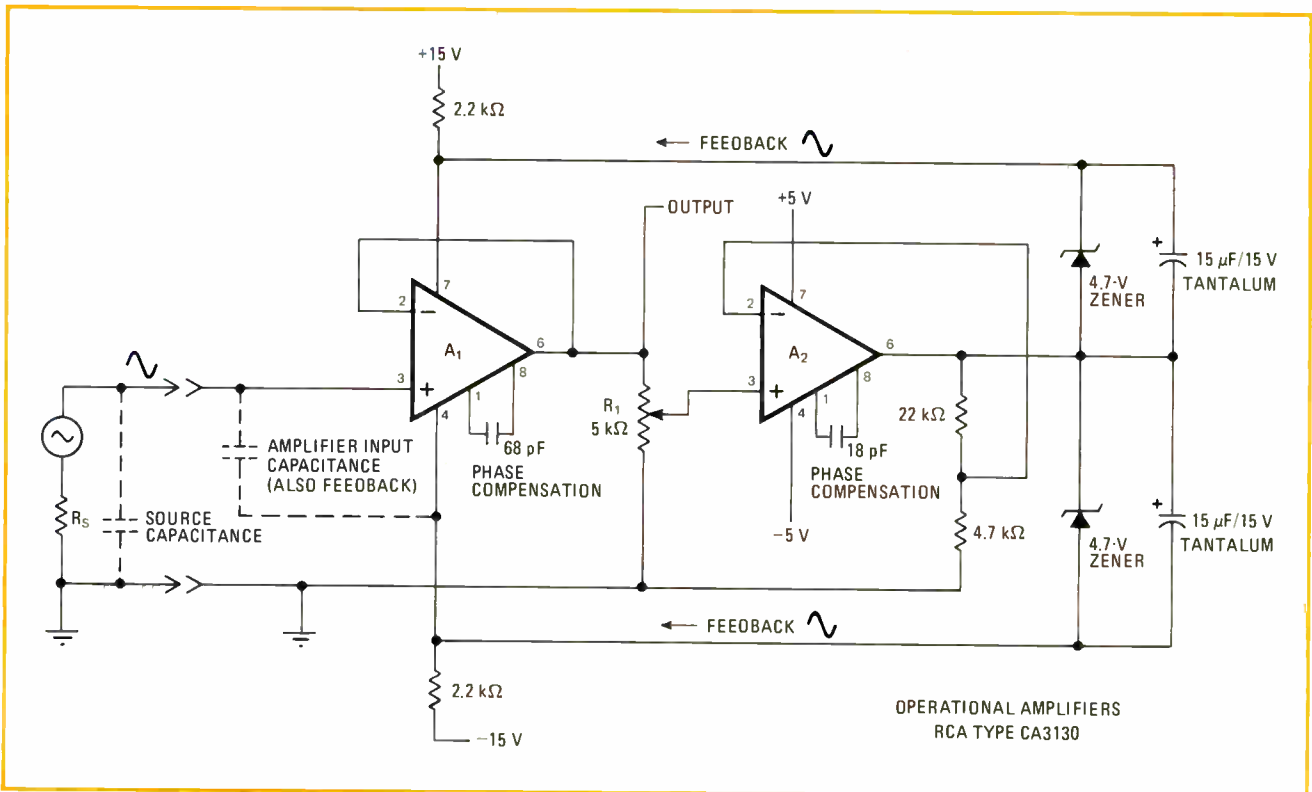
Figure 2 shows there is no discrete feedback capacitor in the input amplifier (A_1) circuit. The bipolar power supply for the input amplifier is floated with respect to ground, and the compensation (feedback) signal is actually superimposed on the supply-voltage lines by amplifier A_2 . It can be seen then, that the power supply for A_1 , while maintaining a total differential dc voltage of 9.4 volts (from the two 4.7-v zener diodes at the output) actually is shifting with respect to A_1 's noninverting input (pin 3), in phase with the ac input signal. Thus the feedback capacitor is actually the input capacitance of A_1 as shown by the phantom capacitor.

If no compensation for external capacitance is required, gain-adjust pot R_1 may be omitted and A_2 reconfigured as a unity-gain voltage follower. If so, A_2 's 18-pF phase-compensation capacitor should be increased to about 47 pF. As it is shown in the schematic, A_2 's gain is 22 kilohms/4.7 kilohms or about 4.7.

If the circuit is used as the input to an instrument, integrated circuit A_1 should be located physically as close to the source as possible. If the device has a probe input, it is a good idea to install A_1 and its 68-pF phase-compensation capacitor within the probe, while the rest of the circuit can be in the instrument proper. □



1. Capacitance neutralization. The basic configuration for input-capacitance neutralizing feeds back an in-phase component from the output through a compensating capacitor. C_{eff} is then a fraction of the sum of the source, amplifier-input, and feedback capacitances.



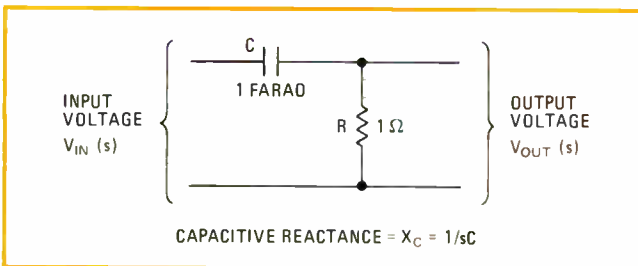
2. Improving the design. Use of the amplifier input capacitance as the feedback element reduces effective input capacitance significantly and requires less feedback. The CA3031 operational amplifiers were chosen for large bandwidth and high input impedance. To avoid overdriving A₁, power supply for A₁ is limited to ±5 V, which may be derived from the ±15-V supply with zener diodes.

Calculator notes

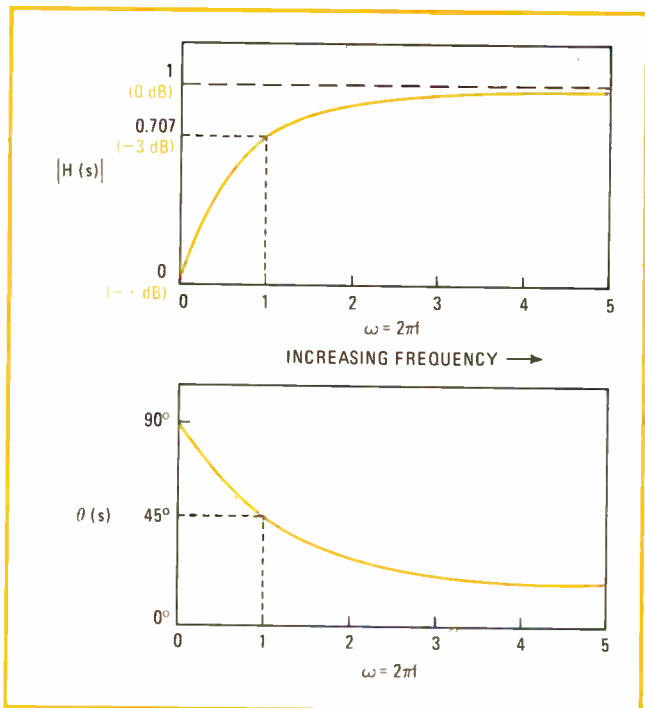
HP-25 program yields values of network transfer functions

by Robert R. Boyd
Aeronutronic Ford Corp., Newport Beach, Calif.

Reducing networks to generalized transfer functions is a straightforward means of circuit analysis. The program on p. 114 calculates in cascade magnitude and phase-angle values of transfer functions up to the third order for any given input frequency, enabling the user to rapidly plot



1. High-pass filter. The transfer function of this simple high-pass filter is $s/(s + 1)$, which is better understood if the circuit is treated as an ac voltage divider. The generalized use of s , where $s = \sigma + j\omega$, is useful in complicated transient analysis; for simple analysis it can be reduced to $j\omega$, where $\omega = 2\pi f$.



2. Family of plots. The simple HP-25 program permits rapid plotting of magnitude and phase characteristics of networks. Upper graph is the magnitude of the high-pass filter voltage transfer function, asymptotic to unity; lower graph is the phase shift of the network, which approaches zero as frequency increases.

the transfer characteristics of any network.

The transfer functions take the form:

$$H(s) = \frac{N_2s^2 + N_1s + N_0}{D_3s^3 + D_2s^2 + D_1s + D_0}$$

where the N and D coefficients are constants, and $s = j\omega$. To run the program, the coefficients are entered into registers R_0 through R_6 , and the given frequency ω_x (or $2\pi f_x$) is entered into register R_7 . Pressing R/S once yields the magnitude, $|H(j\omega_x)|$ in decibels, and pressing it a second time gives the phase, $\theta(j\omega_x)$.

A typical example might be the high-pass circuit of Fig. 1, shown for simplicity with normalized values of

1 ohm and 1 farad. The network's transfer function is:

$$\begin{aligned} H(s) &= V_{out}(s)/V_{in}(s) \\ &= R/(R + 1/sC) \\ &= sRC/(sRC + 1) \\ &= s/(s + 1) \end{aligned}$$

The coefficients in this case are $N_2 = N_0 = D_3 = D_2 = 0$, and $N_1 = D_1 = D_0 = 1$; hence, the value of 1 is stored in registers R_1 , R_5 , and R_6 only. Plugging in various values of ω yields data for the plots of Fig. 2. □

Engineer's notebook is a regular feature in *Electronics*. We invite readers to submit original design shortcuts, calculation aids, measurement and test techniques, and other ideas for saving engineering time or cost. We'll pay \$50 for each item published.

HP-25 PROGRAM TO CALCULATE MAGNITUDE AND PHASE OF TRANSFER FUNCTIONS

LOC	CODES	KEY	COMMENTS
01	24 05	RCL 5	} calculation of denominator
02	24 03	RCL 3	
03	24 07	RCL 7	
04	15 02	$g \times^2$	
05	61	X	
06	41	-	
07	61	X	
08	24 06	RCL 6	
09	24 07	RCL 7	
10	15 02	$g \times^2$	
11	24 04	RCL 4	
12	61	X	} convert to polar coordinates
13	41	-	
14	15 09	$g \rightarrow P$	
15	21	$x \leftrightarrow y$	
16	24 07	RCL 7	
17	21	$x \leftrightarrow y$	
18	23 07	STO 7	
19	22	R ↓	
20	31	ENTER ↑	} calculate θ
21	31	ENTER ↑	
22	24 01	RCL 1	
23	61	X	
24	21	$x \leftrightarrow y$	


LOC	CODES	KEY	COMMENTS
25	15 02	$g \times^2$	} calculation of numerator
26	24 00	RCL 0	
27	61	X	
28	24 02	RCL 2	
29	21	$x \leftrightarrow y$	} convert to polar coordinates
30	41	-	
31	15 09	$g \rightarrow P$	
32	21	$x \leftrightarrow y$	} calculate magnitude of H
33	22	R ↓	
34	21	$x \leftrightarrow y$	
35	71	÷	} convert H to decibels
36	14 08	f log	
37	02	2	
38	00	0	} calculate θ
39	61	X	
40	74	R/S	
41	22	R ↓	
42	22	R ↓	
43	24 07	RCL 7	} input new frequency
44	41	-	
45	74	R/S	
46	23 07	STO 7	
47	13 01	GTO 01	

INSTRUCTIONS

- Key in program.
- Store coefficients:
 - [N_2] STO 0
 - [N_1] STO 1
 - [N_0] STO 2
 - [D_3] STO 3
 - [D_2] STO 4
 - [D_1] STO 5
 - [D_0] STO 6
- Store initial frequency:
 - [ω_0] STO 7 ($\omega = 2\pi f$)
- Run program:
 - R/S yields $|H(j\omega_0)|$ in dB
 - R/S again yields $\theta(j\omega_0)$
- Key in any frequency:
 - [ω_x] then R/S, etc.

REGISTERS

R_0	N_2
R_1	N_1
R_2	N_0
R_3	D_3
R_4	D_2
R_5	D_1
R_6	D_0
R_7	ω and temporary storage



Let **ADRET** put you on the right frequency

It's never easy to pick the right frequency synthesizer when you have to pore through a thick catalog of all kinds of instruments to make your choice.

Adret makes it easy. Frequency generators are our only business and you'll find more synthesizers in our new catalog than anywhere else. You're sure to find an Adret synthesizer that meets your needs at a very competitive price.

You see, we've been frequency-synthesizer specialists for 10 years now. You get a choice of 15 synthesizers in our 1977 catalog, not counting specials and OEM versions. The frequencies run as low as 0.01 Hz and as high as 600 MHz. But since we offer so many models, you don't end up paying for spectrum and features you don't need.

You get the most for your instrument dollar.

- Our line .
- Series 6000.** Choose from two mainframes and three plug-in units that cover the range from 10 kHz to 600 MHz, Programmable in frequency and level, AM/FM and PM modulation.
 - Series 3300.** Frequencies from 300 Hz to 60 MHz. The general-use version has AM/FM modulation. For systems, there's a version with programmable frequency and level.
 - Series 2400.** A frequency and level generator. Three versions cover a range from 300 Hz to 18.6 MHz. There's a choice of output impedance and offset frequency for selective measurements.
 - Series 200.** Two versions, for systems and general use, cover the frequency range from 0.1 Hz to 2 MHz.
 - Series 3100.** Generators with a choice of waveforms from 0.01 Hz to 200 KHz, with programmable phase shift and frequency sweep.

so let **ADRET** guide you to the

right frequency synthesizers ; circle our number on the reader service card, return the coupon or write us on your letterhead. We'll rush you our new 1977 catalog. It gives you a lot of practical tips about frequency measurements as well as the details on our hardware.



1630 Manheim Pike,
Lancaster,
Pennsylvania 17601.
Telephone (717) 569-7059.
TWX 510-672-0516

Circle 115 on reader service card

World Radio History

Name : _____
 Firm : _____
 Address : _____
 City : _____ State : _____ Country : _____
 Title : _____
 Phone : _____

Light-level sensor puts a bridge between two LEDs

Here's a neat way to build a sensitive light-level sensor that indicates either an increase or a decrease from a preset level. Put two light-emitting diodes back to back across a balanced bridge, says Calvin Graf of San Antonio, Texas, and make one of the legs of the bridge a photocell. This photocell and a 1-kilohm resistor form the high end of the bridge, which is connected to a 3-to-12-v source, while a 1-kilohm resistor and a 1-megohm potentiometer form the grounded side. Next, balance the bridge by adjusting the pot for a null (neither LED lit). Now, **if the amount of light hitting the photocell changes, unbalancing the bridge, one or the other LED will turn on**, depending on whether the light level has increased or decreased.

Off-the-shelf 7-segment-to-BCD conversion

Those seven-segment numeric display outputs that you find on most analog-to-digital converter chips meant for digital meters—what if you need to convert them into binary-coded-decimal signals for a computer application? One way is to reprogram the chip's outputs with a programmable read-only memory [*Electronics*, Dec. 23, p. 88], but Lawrence W. Johnson of HP Labs in Palo Alto, Calif., feels he has a better way.

"Use the one commercially available device IC, National Semiconductor's DM86L25, that's designed to do the job," he says. The part not only does the seven-segment-to-BCD conversion, but **"its bells and whistles include two output enables, the ability to accept either positive or negative logic, and the ability to recognize four letters, the minus sign, and a blank,"** according to Johnson. He adds that he suspects the chip of having a mask-programmed ROM on it (we checked, he's right), so the problem boils down to whether you want to "zap your own or buy one readymade."

Better gold bonds for hybrids

It's common practice in packaging hybrids for high-rel applications to bond the chip's aluminum leads to gold substrate pads. But that solution to substrate corrosion causes another problem—failure of the wire bond at high temperatures. Designers find that wire bonds to standard gold pads fail after 1,000 hours at 150°C. The answer could be a new gold conductor composition, DuPont's 9910, which **maintains its average bond strength of 6 grams even after the temperature stress** defined above. In fact, DuPont engineers have found that failures during the tests were in the aluminum wire itself and not in their new precious material.

What other EEs are earning


If you're trying to get a handle on how your salary matches up to that of other EEs and other engineering specialties—and who isn't—a couple of the publications just out from the Engineers' Joint Council could help. Due this month is a 92-page report, called "Professional Income of Engineers 1976," priced at \$8. It's the result of the 12th biannual survey conducted by the Engineering Manpower Commission. Also available is "Engineers' Salaries—Special Industry Report 1976," a detailed 172-pager costing \$60 and covering engineers in industry, broken down by supervisory status, degree level, and other characteristics. For order information contact EJC, Dept. PM, 345 E. 45th St., New York, N.Y. 10017. **Laurence Altman**

Victor's high-speed matrix printer can fit into your systems design.


129



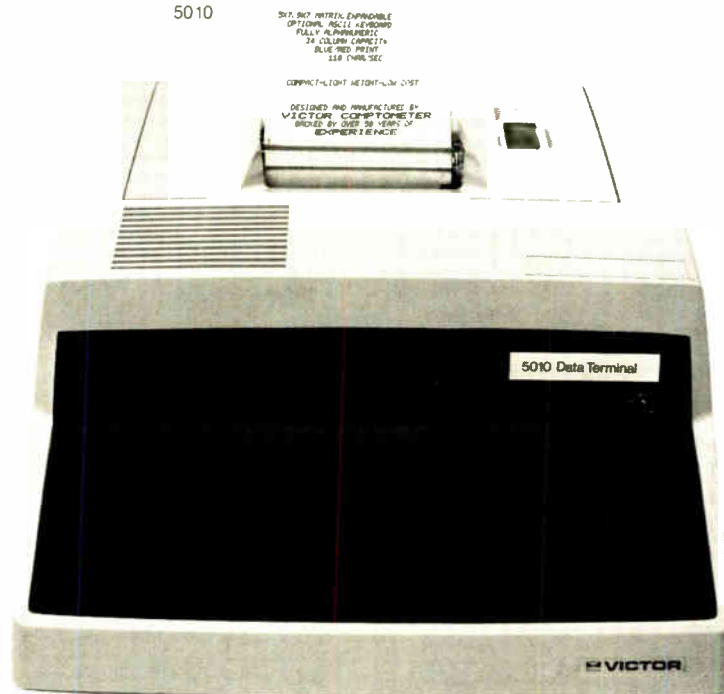
130



150



5010



If you're starting from scratch in designing your own print mechanism, the Victor Model 129 matrix print head will optimize your price-performance ratio.

You can enjoy this popular and reliable device already built into the Victor Matrix Printing Mechanism 130 (which can be integrated readily into all types of data generating devices).

It's also available in the Multi-Position Printing Mechanism 150 that can print three documents simultaneously.

You'll find Victor terminals meet your needs, too.

The 5010 allows interfacing with RS232C, 8-bit parallel or TTY current loop. With Intel MCS-40, you have a data terminal with a mind of its own.

The 5005 terminal comes complete with a matrix printing mechanism, integrated power supply, and driver circuitry.

So, to see how Victor components can fit into your program, just send the coupon.

Victor Comptometer Corporation		E-1
3900 North Rockwell Street		
Chicago, Illinois 60618		DD
Yes, I'd like detailed specs on Victor components.		
<input type="checkbox"/> 129	<input type="checkbox"/> 130	<input type="checkbox"/> 150 <input type="checkbox"/> Terminals
Name _____		
Company _____		
Address _____		
City/State _____		
Zip _____		Phone _____

THE VICTORS

You Don't Have To Beg, Borrow Or Buy...



Rent'em From GE

Short or long-term instrument rentals give you flexibility and economy.

GE has over 9,000 instruments available for immediate shipment: □ Tek Scopes □ Biddle Megger Insulation Testers □ H-P Signal Generators □ Honeywell Oscillographs □ Complete Data Systems □ Esterline Angus Recorders □ GE Chart Recorders □ Modems □ Communication Terminals ... all calibrated to the manufacturer's specs.

We have over 100 Sales/Service Centers,

and one of them is near you. In addition to maintaining our Rental Inventory, they can also repair and calibrate your own equipment.

Don't borrow someone else's GE Rental Catalog. **Call collect (518) 372-9900** or your nearest Sales/Service Center.

Quick-rental[®]
instruments

GENERAL  **ELECTRIC**

ALA. BIRMINGHAM (205) 925-3101 • ARIZ. PHOENIX (602) 278-8515 or 8516, TUSCON (602) 294-3139 • CAL. LOS ANGELES (213) 674-7900, SAN FRANCISCO (415) 436-9260 • COL. DENVER (303) 371-1260 • CONN. SOUTHINGTON (203) 261-4059 • FLA. JACKSONVILLE (904) 751-0610 • GA. ATLANTA (404) 458-2231 • ILL. CHICAGO (219) 933-4500 • INO. INDIANAPOLIS (317) 639-1565 • KY. LOUISVILLE (502) 452-3311 • LA. NEW ORLEANS (504) 367-6528 • MO. BALTIMORE (301) 837-4500 • MASS. BOSTON (617) 396-9600 Ext. 160, SPRINGFIELD (413) 781-1111 • MICH. DETROIT (313) 285-6700 Ext. 212 or 209 • MINN. MINNEAPOLIS (612) 522-4396 • MO. KANSAS CITY (816) 231-4377, ST. LOUIS (314) 965-7115 • N.J. CLIFTON (201) 471-6556 • N.Y. BUFFALO (716) 876-1200, SCHENECTADY (518) 385-2195 • N.Y.C. CLIFTON, N.J. (201) 471-6556 • N.C. CHARLOTTE (704) 525-0311 • OH. CINCINNATI (513) 874-8512, CLEVELAND (216) 523-6382, TOLEDO (419) 691-3501 • OR. PORTLAND (503) 221-5101 • PA. PHILADELPHIA (609) 424-4450, PITTSBURGH (412) 462-7400 • TEX. DALLAS (214) 357-7341, HOUSTON (713) 672-3569 • VA. RICHMOND (804) 232-6733 • WASH. SEATTLE (206) 854-0211 • W.V. CHARLESTON (304) 346-9421 • WISC. MILWAUKEE (414) 744-0110 • PUERTO RICO PONCE (809) 843-4225.

Modular design shrinks test system

Microprocessor controls multimeter, counter, and digitizer plug-ins that replace a rack full of instruments used for automatic testing

Since automatic test systems must measure a wide variety of parameters, as well as convert signals from synchros and other transducers into usable form, they usually require a rack full of instruments. These can be difficult to interconnect or reconfigure, and E-H Laboratories has therefore developed an integrated, modular measurement system, the 8200, that is compact and microprocessor-controlled for flexibility of application.

Housed in a single 12¼-inch rack-mountable cabinet, the 8200 integrated measurement system (IMS) is a general-purpose tester containing modular subassemblies that make measurements under the control of a 6800-type microprocessor. The 6800 allows the execution of complex test sequences and can provide for the analysis of test results. It runs the programs generated by the operator and entered through a keyboard or an IEEE-488 interface into a programmable memory. This memory stores programs for accomplishing a series of tests or a single test.

Testing is done on 26 input lines. Four of these are designed for high-frequency and ac inputs, and four for low-level dc measurements. Low-frequency testing may be performed on any of these eight inputs. The remaining 18 lines are routed directly to three spare instrument slots in the system.

The 8200 can be triggered to begin a measurement sequence with an external trigger signal or with the input waveform itself. In the latter mode, the incoming signal on the selected line is used to derive a trigger signal. Then it is delayed by a fixed interval of about 50 nanose-



conds to allow for the delays and settling times necessary before an accurate measurement can be made.

Once the system has been programmed to make a series of measurements, the input waveform is sampled and stored in digital form by one of two circuits: a high-speed digitizer, which takes up to 1,024 samples per waveform at 100 to 200,000 samples per second or more, or a slow-speed sampler, which takes 1,024 samples per waveform at a rate of 100 to 40,000 samples per second. Each sampler/digitizer has two input channels.


Frequency, time interval, period, and total count measurements on the waveform are made by a time converter and counter that has a

resolution of 9 digits and a frequency range from dc to 100 megahertz. Measurements of the time interval between two points on a single or two successive waveforms can be made over a two-channel comparator that can be programmed to detect either a positive or a negative slope. Each channel is also programmable to detect either the first or the second transition after the comparator is enabled.

A digital multimeter measures dc voltage and current, ac voltage, and resistance. The 5½-digit instrument is similar to Dana Laboratories' model 5900, but comes in a modular package that takes up three slots in the 8200 mainframe.

Another system plug-in is a converter that accepts synchro or resolv-

DeBug is here.



NEW, LOW-COST AQ6800 MICROPROCESSOR SYSTEM ANALYZER. \$875.

Develop and debug micro-computer systems built around the Motorola 6800 microprocessor. And do it economically and efficiently.

Our brand new AQ6800 Analyzer displays all address, data and status information, and permits direct user interaction with memory and all registers including program counter.

It modifies the contents of any random-access memory location . . . examines all

memory . . . sends and receives data from selected I/O ports. As a design aid, our new AQ6800 can help you convert breadboard circuits to prototypes, or you can use it for easy evaluation and fault analysis of microprocessor-based products in production. Add a buffered clip-on probe and use it for field work.

Whatever you do, call one of our stocking representatives and get things moving.



E&I INSTRUMENTS, INC.

61 First Street, Derby, Conn. 06418
(203) 735-8774 Telex No. 96 3536


Authorized Stocking Representatives

Los Angeles, Calif
(213) 377 0975
San Francisco, Calif
(415) 961 2828
Woodbridge, Conn
(203) 397 1461
Denver, Colorado
(303) 744 2501
Orlando, Florida
(305) 351 1841
Chicago, Illinois
(312) 956 8090
Kansas City, Kansas
(913) 649 8952
New York, N.Y.
(201) 467 8585
Syracuse, N.Y.
(315) 699 2651

Dayton, Ohio
(513) 222-0011
Philadelphia, Pa
(215) 723-8733
Dallas, Texas
(214) 690-4004
Fairfax, Virginia
(703) 273-1803
Seattle, Washington
(206) 938 4166

Canada
Edmonton, Alberta
(403) 455-4122
Winnipeg, Manitoba
(204) 774-6286
or 772-9295

Vancouver,
British Columbia
(604) 687-2621




Circle 120 on reader service card

HELP WANTED

While it is not our policy to encourage job hopping—quite the opposite, in fact—the headline above must have got your attention for a reason.

Perhaps you should turn to the back of this issue to our Classified Section. One of the job descriptions might fit you.

New products



er inputs and furnishes digitized data for external processing. The principal component of the synchro-to-digital converter is a Data Device Corp. SDC-501-3 converter module.

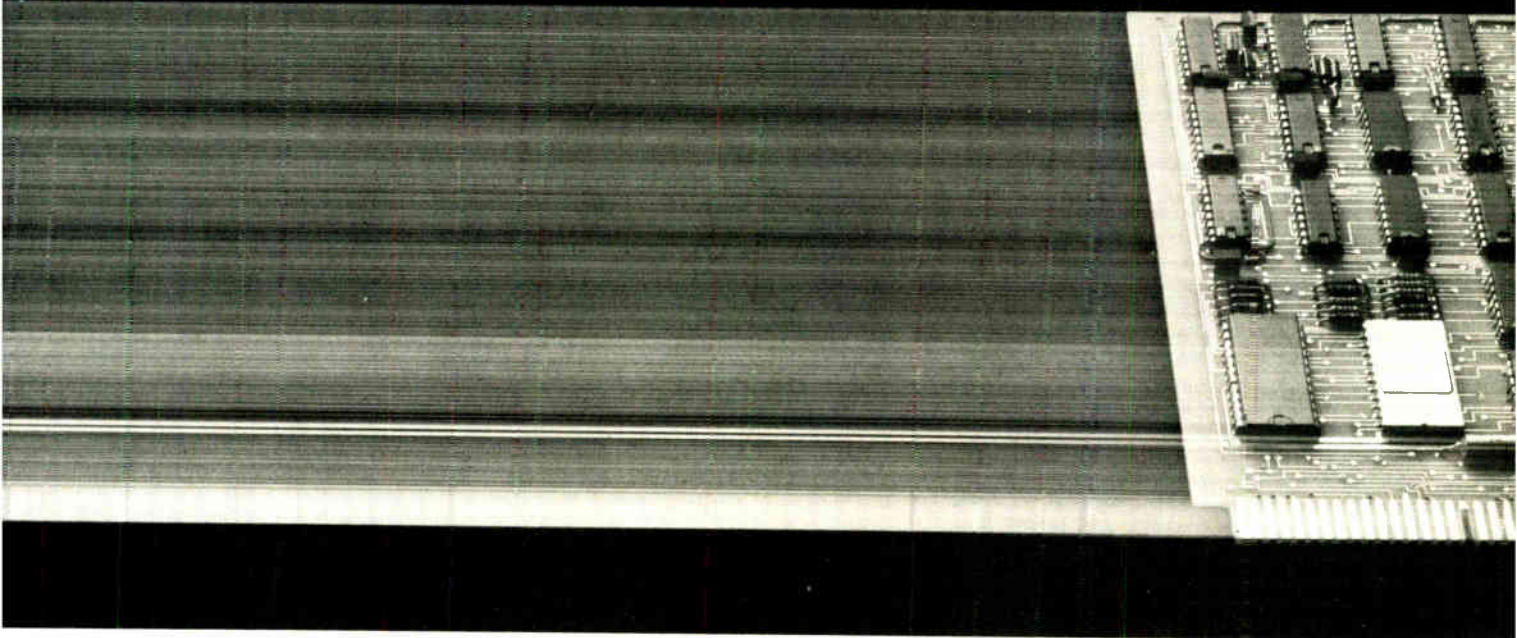
The 8200 is also capable of testing itself through a front-panel-mounted transfer standard. The standard can be removed from the system and taken to a calibration lab for testing while the rest of the system remains in operation.

Tests performed in the self-test mode include dc and ac voltage checks on the digital multimeter, 40-increment a-d conversion tests on the samplers, and frequency checks on the counter's master clock. An internal switching matrix accepts data from the self-test circuit and external sources and distributes it, under control of the microprocessor, to the appropriate measuring device.

Depending on which instruments are included, the model 8200 is priced between \$35,000 and \$40,000. The system can be expanded through an additional chassis that doubles its capacity. The microprocessor can address enough input/output spaces to handle the additional load.

The read-only and random-access memories provided on the 8200 controller card can also be expanded to handle longer or more complex test programs or data manipulation. E-H Research Laboratories Inc., 515 Eleventh St., Oakland, Calif. 94607. Phone Earl M. Olsen at (415) 834-3030 [338].

The fastest microcomputer known to man



Want to see it again?

Just call Plessey and ask to see the 16-bit MIPROC 16, the first microcomputer fast enough for your real-time systems.

We'll show you three models, with throughputs of 2, 2.35 and 4 million instructions per second. An optional 10 megaword per second direct memory access channel. 82 powerful instructions that eliminate costly, time consuming microprogramming and hardware design and debugging. And an architecture that achieves this ultra-high speed with less expensive MOS memories.

To round out your systems, we've got a full range of software and hardware support. Everything you need for signal processing and Fast Fourier Transforms,

process control and data acquisition, real-time telemetry and data communications. Even an extended temperature range and/or ruggedized version for your military systems.

The Plessey MIPROC 16 is yours for as little as \$500 in quantity, so if you're still paying the price of hardwired logic just to get speed, ask for the details.

We've just brought microcomputing up to speed.



Plessey Microsystems

U.S.A.: Irvine, CA (714) 540-9945
Wheaton, MD (310) 949-1664

United Kingdom: Towcester (0327) 50312

Circle 121 on reader service card

Optical coupler includes regulator

When used as line receiver, photo-isolator shunts excess input current; shielded photodetector inside provides high common-mode rejection

by Lucinda Mattera, Components Editor

The largest single use, by far, of high-speed optical couplers is as line receivers (or transmitters) of digital data. These "logic-gate couplers" provide isolation from transients and ground loops, but extra circuitry is needed to terminate the line properly.

However, the Optoelectronics division of Hewlett-Packard Components is now offering a coupler that includes its own input-current regulator to simplify line termination when the device is used as a line receiver. The internal regulator clamps the line voltage and regulates the current of the coupler's light-emitting diode so that line reflections do not interfere with system performance.

Excess current is caused by variable drive conditions, such as variations in line length, differences between line drivers, and fluctuations in power-supply voltage. But in

the HP device, the internal regulator shunts this excess current, permitting line current to be increased so as to improve the immunity of the system to differential-mode noise and also to boost the rate at which data is transmitted.

For most applications, the transmission line can be connected directly to the input terminals of the new HCPL-2602 coupler without the need for additional series or shunt resistors. Typically, the internal input regulator permits an LED current of 8.5 milliamperes to flow before it starts to shunt excess current. According to the firm, the 2602 can be used as a line receiver in high-noise environments that conventional line receivers often cannot tolerate, frequently permitting a twisted-pair transmission line to be substituted for more expensive coaxial cable.

An open-collector Schottky-clamped transistor serves as the

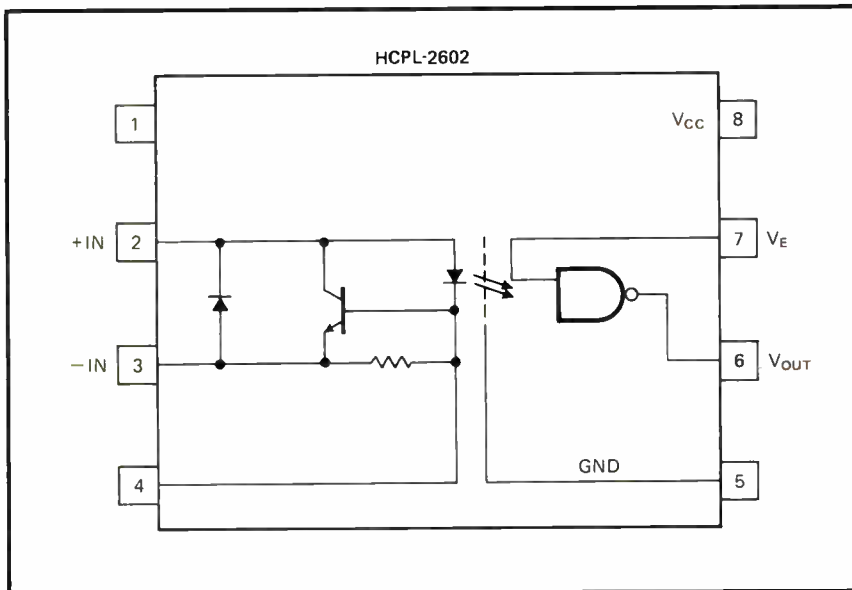
output of the coupler's photodetector stage. Additionally, the photodetector is protected by an internal shield that keeps common-mode rejection high, with little or no degradation of operating speed. In fact, the 2602 provides a guaranteed common-mode transient immunity of 1,000 volts/microsecond, which is equivalent to rejecting a 1-megahertz sinusoid of 300 v peak to peak, the company points out.

The coupler provides an insulation voltage of 3,000 v between input and output stages and can handle input currents (either forward or reverse) up to 60 milliamperes. The unit interfaces easily with digital logic circuits, and its dc specifications are guaranteed from 0°C to 70°C. An input current of 5 mA will sink an eight-gate fanout (transistor-transistor logic) at the output with a typical propagation delay of only 45 nanoseconds from input to output.


For an input current of 7.5 mA and a 350-ohm 15-picofarad load, propagation delay time is 45 ns typical (75 ns maximum) for either a high or low output level. The device's maximum low-level input current is 250 microamperes, while its minimum high-level input current is 5 mA. At 1 MHz, the unit exhibits an input capacitance of 90 pF maximum. Leakage current between input and output is 1 μ A at most, as input-to-output resistance is a high 10^{12} ohms.

The HCPL-2602 is priced at \$9.30 each for 1 to 99, \$7.30 for 100 to 999, and \$6.65 in quantities of 1,000. Delivery is from stock.

Hewlett-Packard Components, Optoelectronics Div., 640 Page Mill Rd., Palo Alto, Calif. 94304. Phone (415)493-1212 [339]



Why design engineers are making RedLine™ their hot line.



Coherent's RedLine™ the complete family of HeNe lasers, is just what the designer needs. A component that's rugged, durable, small, and reasonably priced.

Coherent's RedLine is used in a variety of applications, including alignment, measuring, quality control, reading and recording. You'll find HeNe lasers in computer printers, facsimile transceivers, industrial bar code readers, surface inspection devices, and in a dozen other applications. Improving efficiency and lowering costs.

RedLine will add to your product performance and its reliability. And decrease its cost. Which in turn affects your competitive edge. And your profits. That's why OEM users are turning to RedLine HeNe lasers.

OEM designers are looking for the qualities found in Coherent's two series of RedLine HeNe lasers, MetaLite and EyeLite.

MetaLite™ has an exclusive aluminum tube design, which means ruggedness, and high beam pointing stability. For these reasons, they have become widely accepted by the demanding, tough-environment construction industry.

EyeLite™ lasers offer two important benefits to the OEM: standardization and low cost. As the first standardized laser of the industry, EyeLite is available in the exact same plug-compatible format from two industry leaders. Also, because it is mass producible, it costs less.

MetaLite and EyeLite offer a choice of packages that best fit your application: tube, standard head, aligned head — or even an "armored" head for extra heavy duty environments.

Finally, OEM designers choose RedLine because they know they're dealing with a reliable vendor. One with time proven experience. One that delivers consistent quality, at

the lowest possible cost. One that can deliver on short notice, following closely with your production needs. That's Coherent. As "the authority laser company," Coherent has led in research and development of the laser since 1966.

For all these reasons, choose Coherent for your systems. Whether you're starting a new design or already using lasers, Coherent can offer assistance.

Plug into the hottest laser line available for the OEM. For more information on RedLine talk directly to Coherent or return the coupon. In addition, we'll send you free technical articles on your laser application.

Here's where to call. Palo Alto, CA: (415) 493-2111. Chicago, IL: (312) 529-9176. Teaneck, NJ: (201) 837-3790. United Kingdom: Crafts Hill 31195, West Germany/East Europe: 06104-2092, Paris, France: 581-0020.

Yes, I want to know more about Coherent's RedLine OEM lasers.

- Please call me to discuss my application needs
 My application is described below. Please send me all relevant application articles _____

 Name _____
 Company _____
 Address _____
 City/State/Zip _____
 Phone No _____



The Coherent Plan for the future. It's what you need today.

New products

Subassemblies

Amplifier specs get a boost


Burr-Brown improves isolation-type hybrid units, adds a model to the line

Isolation amplifiers are popping up all over the place in applications that range from medical electronics to industrial process control and data acquisition. Recognizing their growing importance, Burr-Brown is upgrading the performance of its line of hybrid optically coupled isolation amplifiers and adding a new member to the family—one that provides good linearity, as well as tight input-offset-voltage characteristics.

First introduced about a year ago, the series 3650 and 3652 isolation amplifiers are thick-film hybrid circuits that employ optoelectronic semiconductors to isolate input and output stages. (In contrast, other commercially available isolation amplifiers are modular devices employing transformer coupling.) The 3650 models have bipolar inputs, while the 3652 models use field-effect transistors up front.

Prices are slightly higher for the upgraded line, but several key performance parameters have been improved considerably. For example, isolation voltage, which was 1,500 v, is now 2,000 v minimum, and bandwidth has increased from 10 kilohertz to 15 kHz. Similarly, gain nonlinearity is tighter for all the models, and input-offset-voltage drift is lower for all but one unit.

Additionally, the power-supply voltage range has been extended for all models—it now spans ± 8 to ± 18 v for both input and output stages. What's more, the temperature range over which the units remain functional is broader, extending from -40°C to $+100^{\circ}\text{C}$, and leakage current (at 240 v and 60 Hz) has been cut in half to just 0.25 microampere maximum.



The new device, model 3650KG (shown in photo), offers the best linearity and input-offset performance in the line. Its gain nonlinearity is merely $\pm 0.02\%$ typical, $\pm 0.05\%$ maximum, while gain stability is $\pm 0.005\%/^{\circ}\text{C}$. The unit holds input offset voltage to ± 5 millivolts maximum (at 25°C) and offset drift to just ± 5 microvolts/ $^{\circ}\text{C}$ maximum. In quantities of 1 to 24, it sells for \$69, dropping to \$47.50 in lots of 100.

For the economy unit, model 3650HG, input offset voltage is still ± 5 mv, and offset drift remains ± 25 $\mu\text{V}/^{\circ}\text{C}$. However, gain nonlinearity is now $\pm 0.05\%$ typical, $\pm 0.2\%$ maximum. The 3650HG is priced at \$43 singly, or \$26.50 each for 100.

For the model 3650JG, input offset voltage stays at ± 1 mv, but offset drift is reduced to ± 15 $\mu\text{V}/^{\circ}\text{C}$. Gain nonlinearity for this unit drops to $\pm 0.03\%$ typical, $\pm 0.1\%$ maximum. It carries a single-unit price tag of \$56, \$36 in 100-unit lots.

Input offset drift for the FET-input models is down to ± 50 $\mu\text{V}/^{\circ}\text{C}$ for the 3652HG, ± 25 $\mu\text{V}/^{\circ}\text{C}$ for the 3652JG. At 25°C , these units have an input offset voltage of ± 5 mv and ± 2 mv, respectively. Gain nonlinearity is $\pm 0.05\%$ for both models typically, and $\pm 0.2\%$ maximum for the 3652HG, $\pm 0.1\%$ maximum for the 3652JG. In quantities of 1 to 24, the 3652HG sells for \$58 (\$37 in hundreds) and the 3652JG for \$69 (\$45 in hundreds).

All the amplifiers come in a ceramic package measuring 1.75 inches long by 0.9-in. wide by 0.22-

in. high. For small quantities, delivery is from stock; for large orders, it takes four to six weeks after receipt of order.

Burr-Brown Research Corp., International Airport Industrial Park, Tucson, Ariz. 85734. Phone (602) 294-1431 [381]

Battery-pack power supply is compact and transient-free

An uninterruptible dc power supply that produces up to 1 ampere at +5 volts and 100 milliamperes at a voltage that can be adjusted between -9 and -12 v contains a sealed lead-acid battery for operation during failures of the ac line. Measuring approximately 8 by 6 by 2.5 inches, the model BP-2 keeps its output free of surges and transients whenever the ac input is interrupted or is reapplied.

Offered in benchtop and open-frame versions, the BP-2 is regulated to within 1% on its fixed output and 5% on its adjustable output. The open-frame version of the power supply includes a TTL-compatible output that is activated when the line fails. It also permits access directly to the 9.1-v dc battery. The battery, which has a capacity of 2.5 ampere-hours, can withstand up to 1,000 full charge-discharge cycles.

In small quantities, the open-frame version of the BP-2 sells for \$165, while the benchtop version is priced at \$175. A companion unit, the BP-1, which includes only the fixed output, sells for \$140 in its

How to make your green go farther.

Think pink.

Great Jumpers™ and Great Daisy Jumpers™, the fully pre-assembled and fully pre-tested flat cable/connector system from A P Products, can cost about half as much as what you're using now.

Take your choice of the three most popular connectors, the five most popular flat cable widths, solid or stranded Electric Pink or rainbow cable, single ended, double ended or daisy chained. And Great Jumpers are directly-interchangeable replacements for the jumpers you're using now.

Our connectors are molded on. They provide both an integral cable strain relief and complete line-by-line probeability. And because they come to you factory assembled and tested, they're faster and easier to use.

Connect with the A P rep nearest you.

(203) 868-7748	(219) 447-9623	(314) 434-6242	(512) 443-9687	(617) 272-8163
(206) 822-8223	(301) 484-5400	(315) 437-8343	(513) 433-0966	(713) 691-3961
(212) 682-5844	(303) 420-4646	(414) 421-2300	(602) 946-4437	(714) 560-6266
(214) 238-0408	(305) 894-3351	(415) 328-3232	(602) 949-8424	(714) 833-1802
(215) 923-5195	(312) 298-4830	(416) 638-1322	(609) 429-4013	(816) 765-2998
(216) 333-4120	(313) 356-2161	(503) 223-3374	(612) 922-7011	

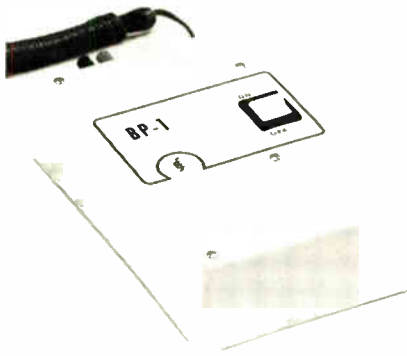
Faster and easier is what we're all about.



AP PRODUCTS INCORPORATED

Box 110-E Painesville, OH 44077 (216) 354-2101 TWX: 810-425-2250

Circle 125 on reader service card



open-frame configuration and \$150 in its benchtop form.

Useful in a variety of applications, the uninterruptible supplies are especially recommended for volatile semiconductor memory systems. They can also increase an experimenter's peace of mind in an experiment that has to be left running overnight or over a weekend.

Sunrise Electronics, 228 North El Molino, Pasadena, Calif. 91101. Phone Anna Erickson at (213) 963-8775 [384]

Unit connects thermocouples with a-d converter

Containing everything needed to connect 10 thermocouples with an analog-to-digital converter, the model SL102 thermocouple acquisition module receives inputs from grounded, ungrounded, or mixed thermocouples and conditions the signals for conversion to digital form. The unit contains a reed scanner with low thermal voltages, a reference junction, a 60-hertz active



Telonic wrote the book on filters

For 15 years Telonic's been considered an authority on filter design. Look at the prime, successful customers who use them. So why shouldn't they produce the most authentic, comprehensive catalog in the business?

This 40-page volume covers specifications on several hundred designs (standard and special) with graphic data on attenuation, insertion loss, connectors and more. You'll find a broad range of tubulars in low and band pass types, cavities, combline, miniature, and tunable - all backed by a 5-year warranty. It's No.1 on our best-seller list - since it's free. Write or call our Product Manager for your autographed copy.



TelonicAltair

2825 Laguna Canyon Rd., Box 277,
Laguna Beach, CA 92652. Telephone
714/494-9401, or toll-free
(outside California) 800/854-2436.

NOW!...Spectronics large numeric displays in single and multi-digits

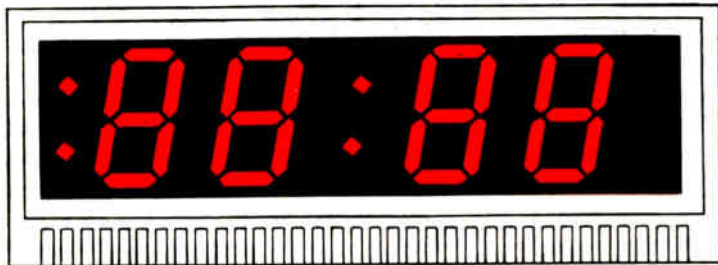
Spectronics has the VLEDS you need for large numeric display applications . . . in red single and multi-digits.

Single-Digits SPX 300 and 500 series single-digit numeric displays feature wide viewing angles, continuous uniform segments and high contrast. Plus, they are categorized for uniformity of luminous intensity and are available in both common cathode and common anode configurations.



SPX 300 characters are .3 inches high; SPX 500 characters are .5 inches high. Plus and minus — left and right decimal points offered.

Multi-Digits For multi-digit applications, Spectronics offers the SPX 766 and SPX 767. Both displays feature .7 inch-high characters, colon, plus and minus. SPX 766 is common cathode, direct drive, 24 hour; SPX 767 is common cathode, direct drive, 12 hour. Contact Spectronics today for price and delivery information.



We make optoelectronics work for you with superior quality, competitive pricing, fast deliveries!



Spectronics
INCORPORATED

830 East Arapaho Road Richardson, Texas 75080
(214) 234-4271 Telex 73-0890

**The
Quality
Leader**

Circle 126 on reader service card

New products

filter, a filter settling timer, an amplifier, and a multiplexer for the analog output. Thermocouple types J, K, T, E, R, S, and B are standard.

The unit's control logic has been specifically designed to work with bus-oriented microprocessor systems. It is compatible with diode-transistor-logic, TTL, and C-MOS levels. It can handle scan rates as high as 30 channels per second. In lots of 10, the module sells for \$495 each.

San Diego Instrument Laboratory, 7969 Engineer Rd., San Diego, Calif. 92111. Phone (714) 292-0646 [388]

Supply switches at 40 kHz to pack 250 W into 166 in.³

By combining a space-saving mechanical configuration with a 40-kilohertz switching rate, the designers of Powertec's 9E series of power supplies have managed to put a convection-cooled 250-watt supply into a package that measures only 2.25 by 4.94 by 15.0 inches and weighs only 6.19 pounds. The input voltage range for the series is 115/230 volt ac +10%/–20%, with a 20-millisecond hold-up time.

Ripple and noise are 50 millivolts peak-to-peak; regulation is within 2 mV for a 30% line change or 0.2% for a full load change, and recovery time to within 0.1% is less than 400 microseconds for a 50% load change.

The series includes supplies with voltage outputs of 2, 5, 12, 15, and 24 v dc. They sell for \$395 each.

Powertec Inc., 9168 De Soto Ave., Chatsworth, Calif. 91311. Phone (213) 882-0004 [385]



33% more power to the people.

Power/Mate presents Econo/Mate II.

The open frame power supply.

Now Power/Mate brings you 33% more power in the same package size with the second generation of our Econo/Mate series.

The size is the same, the basic components are the same for easy interchangeability. But that's where the similarity ends.


Econo/Mate II adds features like dual AC primary and a plug-in IC regulator for improved regulation.

And Econo/Mate II is tough. Computer design, quality control, and Power/Mate's experience helps insure 100,000 hr. MTBF even at this higher power output.

But for all its features, Econo/Mate II is still, most of all, economical.

We wouldn't call it Econo/Mate if it wasn't.

Econo/Mate II is in stock, ready for delivery. Send for our free brochure.



Prices start at \$19.95.



POWER/MATE CORP.

World's largest manufacturer of quality power supplies.

514 South River Street/Hackensack, N.J. 07601/Phone (201) 343-6294 TWX 710-990-5023

126 Circle 172 on reader service card


"Should you make or buy control assemblies?"

We can simplify the decision.

It all boils down to dollars and cents. And the best way to make a business decision is to compare our quotation for making your next customized control assembly against your true cost of making it in-house.

Keep in mind the sizable capital outlay involved to turn out that first assembly if you do the job internally. Specialized production equipment. Assembly tools. Test equipment. People. Floor space. Additional inventory. You could tie up as much as \$100,000 just to set up.

On the other hand, if we make your control assembly you have none of the initial



costs. You take advantage of our experience and purchasing discounts. We produce thousands of control assemblies every month. We have the people, the production and testing equipment. We can deliver any number of assemblies to any schedule you require. All 100% functionally tested. Before you decide to do it yourself see your local P&B sales

representative or contact Potter & Brumfield Division of AMF Incorporated, 200 Richland Creek Drive, Princeton, Indiana 47671. 812/386-1000.

AMF
Potter & Brumfield

Potter & Brumfield

New products

Data handling

Hand terminals' uses broadened

Four models widen choices in computer interaction and in display modes

Four new models significantly expand the applications and capabilities of Termiflex Corp.'s hand-held terminals beyond those of the company's first unit, the HT/2. Three of the new terminals—the HT/3, /4, and /5—are low-cost units for applications not requiring the versatility or display-buffer capacity of the \$1,775 HT/2. The fourth, the HT/8, quadruples the display capability—

from the 20 characters of the HT/2 to 80 characters. With any of the terminals, an engineer can control a microcomputer system and can enter, through the keyboard, all 128 ASCII characters.

The HT/3 displays a single line of 12 alphanumeric characters and sells for \$795 in unit quantities. If a larger display is desired, the HT/4, at \$1,195, has 24 characters in two lines. Both units operate at 1,200 bauds, have even parity, display the 64-character ASCII code set, and operate in a full-duplex mode.

The HT/5, selling for \$495, is designed for applications where it is necessary to display only the status of certain functions. It has an annunciator display or 12 labeled lights that the computer system can turn on, turn off, or blink to communicate with the operator. The operator communicates with the system by

using the terminal keyboard.


The HT/8, at \$3,995, offers an 80-character display and makes on-line control or testing available for a multitude of applications where a large quantity of data is required. Both the HT/2 and HT/8 operate at 10, 15, 30, or 120 characters per second in full- or half-duplex mode.

All terminals in the line provide two-way, bit-serial, asynchronous communications of ASCII codes, and all are RS-232-C-compatible.

Termiflex Corp., 17 Airport Rd., Nashua, N.H. 03060. Phone (603) 889-3883. [361]

A yard-wide plotter draws up to 4.5 in./s

A one-pen digital plotter suitable for printed-circuit board artwork, weather maps, geophysical plotting, and medical applications, can operate at pen speeds up to 4.5 inches per second. Measuring 36 inches wide, the DP-8S has nine switch-selectable



step sizes ranging from 0.00125 to 0.01 inch. In addition to handling 36-in. paper, the DP-8S can accommodate 12-inch paper for A- and B-size drawings. The plotter sells for \$8,400.

Houston Instrument, One Houston Square, 8500 Cameron Rd., Austin, Texas 78753. Phone (512) 837-2820 [364]


Computer graphics terminal includes full refresh

The Megraphic 6014 computer graphics terminal is an interactive unit that includes full refresh capability. Consisting of a Data General

HITACHI IC MEMORIES

Speed's the thing with Hitachi IC memories. Check the chart.
So is variety. Check the chart, again.
So is quality. Check with us when you're thinking all three.

4K DYNAMIC



HM471J

High speed 22pin 4K Dynamic RAM
Access Time
ECL Output 100ns max HM4710
TTL Output 130ns max HM4711-1

HM47G4-1

High Speed 16pin 4K Dynamic RAM
Access Time
TTL Output 200ns max HM4704-1


1K STATIC (CMOS)



HM435101V

Wide supply voltage margin
(Vcc=5V±10%)
All input and output are
TTL compatible
Access Time
650ns max HM435101V

MOS ROM



HN46532

32K bits MOS ROM (4kW x 8b)
Access Time
650ns HN46532

DYNAMIC RAMs

Type	Process	Organization (word x bit)	Access Time (max)	Package	Replacement
HM4704-1	NMOS	4096 x 1	200ns	16DIP	Mostek MK 4027
HM4704-2	NMOS	4096 x 1	250ns	16DIP	
HM4710	NMOS	4096 x 1	160ns	22DIP	
HM4711-1	NMOS	4096 x 1	130ns	22DIP	
HM4711-2	NMOS	4096 x 1	150ns	22DIP	
HM4711-3	NMOS	4096 x 1	200ns	22DIP	Intel 21078

MOS ROMs

Type	Process	Organization (word x bit)	Access Time (max)	Package	Replacement
HN35600P	PMOS/Mask	256 x 8	930ns	16DIP	Intel 4001
HN35800P	PMOS/Mask	1024 x 8	930ns	28DIP	Intel 4308
HN351702A	PMOS/E.P	256 x 8	1000ns	24DIP	Intel 1702A
HN46532	NMOS/Mask	4096 x 8	650ns	28DIP	
HN46830A	NMOS/Mask	1024 x 8	575ns	24DIP	Moto MCM46830A
HN462708	NMOS/E.P	1024 x 8	450ns	24DIP	Intel 2708

STATIC RAMs

Type	Process	Organization (word x bit)	Access Time (max)	Package	Replacement
HM435101	CMOS	256 x 4	650ns	22DIP	Intel 5101L
HM435101V	CMOS	256 x 4	650ns	22DIP	
HM435101-1	CMOS	256 x 4	450ns	22DIP	Intel 5101L-1
HM452102-3	NMOS	1024 x 4	350ns	16DIP	Intel 2102A
HM452102-4	NMOS	1024 x 4	450ns	16DIP	Intel 2102A-4
HM46810A	NMOS	128 x 8	450ns	24DIP	Moto MCM6810A

BIPOLAR RAMs

Type	Family	Organization (word x bit)	Access Time (max)	Package	Replacement
HM2110	TTL	1024 x 1	35ns	16DIP	F.C 10415A
HM2110-1	TTL	1024 x 1	25ns	16DIP	
HM2510	ECL	1024 x 1	70ns	16DIP	F.C 93415
HM2510-1	ECL	1024 x 1	45ns	16DIP	F.C 93415A



Hitachi, Ltd. Electronics Devices Group
6-2, 2-chome, Otemachi, Chiyoda-ku, Tokyo 100
Telephone: Tokyo (270) 2111 Cable Address: "HITACHY" TOKYO
Telex: J22395, 22432, 24491, 26375

For inquiry write to:
Hitachi America, Ltd.

Chicago Office, Electronics Department
2700 River Road, Des Plaines, Illinois 60018
Telephone: (312) 298-0840 Telex: 72-6353

Hitachi, Ltd.

4 Düsseldorf, Immermann Strasse 15,
Deutschland Telephone: 0211-353073 ~ 353077
Telex: (41) 8587385 (8587385 HITAD)


Hitachi Electronic Components (U.K.) Ltd.

Hitachi House, Station Road, Hayes,
Middlesex, UB3 4DR Telephone: (848) 8787
Telex: 936293 (HITELECTRO HYES)

The Answer Book. It makes your job easier. \$25.

"What companies make the products I need? How do I contact them locally? How do I get their current catalogs fast?"

Ask The Answer Book. Over 4000 products, 6000 manufacturers with their local contacts, directory of trade names and catalogs, inquiry "bingo" card for 5-second ordering of current catalogs.



Electronics Buyers' Guide

1221 Avenue of the Americas, N.Y., N.Y. 10020

Yes, send me a copy of The Answer Book. I've enclosed \$25 (USA and Canada only, elsewhere send \$35). Full money back guarantee if returned within 10 days.



Name _____

Company _____

Street _____

City _____

State _____

Zip _____

New products



Nova 3 minicomputer with 8,192 16-bit words of memory, a 17-inch cathode-ray-tube monitor, a keyboard with a joystick, a graphics processor, an emulator for the Tektronix 4014, cabinetry, and a software package, the terminal sells for approximately \$16,000. Because it contains the Nova 3, the Megraphic 6014 can operate as a stand-alone facility besides as a remote terminal for a larger machine. The terminal's software package gives it the capability to update the host computer directly from the CRT screen, to simulate dynamic motion without flicker, to selectively erase, scale, clip, rotate, translate, blink, stretch, and zoom in on an image.

Aimed at what Megatek estimates are the 10,000 users of Tektronix 4014 terminals who require more capability, the 6014 has a delivery time of 30 to 60 days.

Megatek Corp., 1055 Shafter St., San Diego, Calif. 92106. Phone (714) 224-2721 [363]

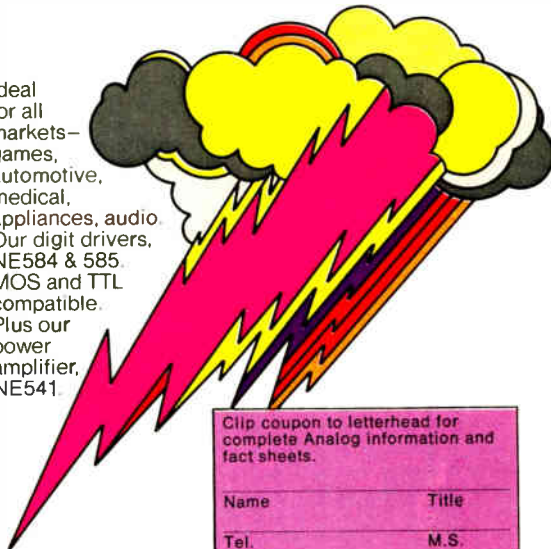
Diskette drive controller
does housekeeping chores

The model 1070 diskette drive controller includes an 8080 microprocessor to perform all of the housekeeping functions usually left to the CPU. Able to interface with

HIGH ANALOG TECHNOLOGY #1

OUR ANALOG PRODUCTS DELIVER HIGH VOLTAGE.

Ideal for all markets—games, automotive, medical, appliances, audio. Our digit drivers, NE584 & 585. MOS and TTL compatible. Plus our power amplifier, NE541.



Clip coupon to letterhead for complete Analog information and fact sheets.

Name _____ Title _____
Tel. _____ M.S. _____
811 E. ARQUES, SUNNYVALE, CA. 94086

THINK
Signetics

© 1976.

a subsidiary of U.S. Philips Corporation

most major microcomputers, the controller includes software for all file-management functions including IBM 3740 formatting and initializing. In data-transfer functions, controller commands include seek, write, read, delete, and initialize. Two error-checking bytes are added to write data and checked when the data is read with each transfer.

A complete diskette drive subsystem includes the model 1070 controller, an interface, cabling, and one or more diskette drives. A subsystem with a single model 70 drive sells for \$1,195, while a subsystem with a model 270 dual drive is priced at \$1,495. Delivery time is 30 to 60 days.

PerSci Inc., 4087 Glencoe Ave., Marina Del Rey, Calif. 90291. Phone Herb Wait at (213) 821-5545 [366]

Floppy diskette drive has 370-ms average seek time

With a track-to-track access time of 30 milliseconds, a random average seek time of 370 ms, and a large-quantity price of about \$300, the model 82 Micro-Floppy diskette drive is well suited for use in word-processing systems, microcomputers, small terminals, and portable computers. The unit has a basic capacity of 109.4 kilobytes on 35 tracks. However, a variety of capacity-increasing features—adding tracks, double-density recording, using both sides of the disk, and various combinations of these techniques—can increase the capacity to 498.8 kilobytes.

The model 82 measures only 3.25 by 5.75 by 7.95 inches, weighs 3.5 pounds, and works with a 5.25-inch diskette. The diskettes can be hard-sectored with 10 sectors per track, or an IBM-type soft-sectored format (18 sectors per track, 128 bytes per sector) can be employed. Rotational speed of the Micro-Floppy diskette is 300 revolutions per minute. Evaluation units should be available this month.

Wangco Inc., 5404 Jandy Pl., Los Angeles, Calif. 90066. Phone (213) 390-8081 [367]

BUCKEYE
designer II CASES

The new look of Designer II is available in six standard heights, four standard depths and widths.

Special features include Rack Adapter Handle with cutout for positive hand grip. Vertical trims with corners beveled. Flared side extrusions anodized with satin finish and highlighted with vinyl-clad color feature strips and top panels in blue, black or teakwood. Write today for specs and prices.

the BUCKEYE stamping co.
555 Marion Rd., Columbus OH 43207 Phone (614) 445-8433

Circle 131 on reader service card

HIGH ANALOG TECHNOLOGY #2

OUR ANALOG PRODUCTS ARE LEADERS IN HIGH SPEED.

The first 50 MHz digital phase locked loop (NE564) and dual comparators (NE521 & 522). Super fast on and off. TTL compatible. Use in data recording communications and other applications.

Clip coupon to your letterhead for complete Analog information and fact sheets.

Name	Title
Tel.	M.S.
811 E. ARGUES, SUNNYVALE, CA. 94086	

THINK
Signetics

a subsidiary of U.S. Philips Corporation © 1976.

Circle 174 on reader service card

New products

Semiconductors

Chip set builds 12-bit converter

A-d unit's analog processor uses bi-FET technology; controller is MOS device

In the last six months, developments in monolithic integrating analog-to-digital converters have been snowballing. These devices are now offering higher resolutions, tighter accuracies, and greater chip complexity. Latest to arrive, from National Semiconductor Corp., is a pair of monolithic building blocks for realizing a 12-bit (plus sign) integrating a-d converter.

One chip, designated the LF13300, is the analog processor, which National is fabricating with its bi-FET technology. The other chip, the MM5863, is the digital controller—it is a p-channel metal-oxide-semiconductor device.

According to James Solomon, manager of linear design at National, the LF13300 contains essentially two types of elements—bipolar operational amplifiers with p-channel junction-field-effect-transistor input stages and JFET analog switches with bipolar drivers. Ion implantation of the JFET structures onto the same 8,000-square-mil chip as the bipolar devices, he says, makes it possible to maintain low constant on-resistances even with variations in analog input voltage. As a result, the bi-FET LF13300 does not suffer from latch-up problems or static-charge blow-out, problems often encountered by users of similar complementary-MOS converter parts, according to Solomon.

Combining JFET front ends and bipolar back ends in various combinations, says Solomon, permits all the essential elements for an integrating- or ramp-type analog processor to be fabricated on a single chip. The device includes a high-impedance unity-gain buffer stage, a

comparator/amplifier stage, an integrator, and a nine-element analog switching stage. Housed in an 18-pin dual in-line package, the LF13300 dissipates 570 milliwatts. It operates over a power-supply range of ± 5 to ± 18 volts and has an input analog range of ± 11 v (for a supply voltage of ± 15 v).

The MM5863 is the companion digital controller for the LF13300. David Whetstone, converter products marketing manager, says this 110-by-110-mil digital building block provides all the necessary control functions plus such features as auto-zeroing, polarity and over-range indication, as well as continuous conversion. Moreover, its 12-bit-plus-sign parallel and serial outputs are tri-state, and on-chip output latches are included to simplify databus interfacing. Contained in a 28-pin dual in-line package, the MM5863 requires power supplies of 5 v and -15 v and can operate at clock frequencies that are as high as 500 kilohertz.

Together, says Solomon, the LF13300 and the MM5863 are capable of conversion times in the 30-to-40-millisecond range at a 250-kHz clock frequency, making the pair ideal for industrial data-acquisition systems employing microcomputers. The two-chip a-d, says Whetstone, has a nonlinearity of $\pm 1/2$ least significant bit maximum and $1/8$ LSB typical. Gain-error drift is ± 1 part per million per degree celsius, and the zero-reading drift is specified as ± 0.5 ppm/ $^{\circ}$ C.

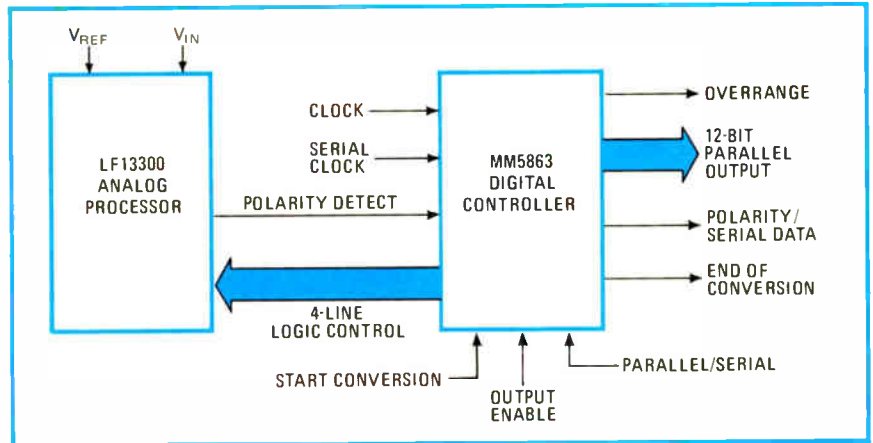
Prices on commercial versions in

quantities of 100 and up are \$6.65 each for the LF13300 and \$6.25 each for the MM5863. National is also introducing an eight-channel multiplexer made with the company's bi-FET technology. This device, the LF13508, is priced at \$6.40. For the output end of a data-acquisition system, the company is offering two 8-bit monolithic d-a converters, the LMDAC-08 (\$5 and up) and the LM1048 (\$3.80 and up). Both are second-source versions of devices made by Precision Monolithics and Motorola.

National Semiconductor Corp., 2900 Semiconductor Dr., Santa Clara, Calif. 95051 [411]

IC converts voltage to frequency and vice versa

Capable of operating from a single supply voltage of 4 to 18 volts, the model A-8402 is a monolithic converter that can convert frequency to voltage or voltage to frequency with an accuracy of 11 bits. The unit operates on analog voltages from 0 to 10 v and on pulse trains with repetition rates from 0 to 100 kilohertz. Key specifications are a maximum nonlinearity of 0.05% at 10 kHz, a maximum gain temperature coefficient of 200 ppm/ $^{\circ}$ C, and a digital output compatible with DTL, TTL, and C-MOS circuitry. Normally rated for operation from 0 $^{\circ}$ C to 70 $^{\circ}$ C, the A-8402 is also offered in an extended-temperature-range version, the A-8402 ET1, that operates






from -25°C to a high of 100°C .

Housed in a 14-pin ceramic dual in-line package, the A-8402 sells for \$6.50 each in hundreds. Delivery is from stock to four weeks.

Intech/FMI Inc., 282 Brokaw Rd., Santa Clara, Calif. 95050. Phone (408) 244-0500 [416]

8,192-bit PROM
has 100-ns access time

A field-programmable fusible-link read-only memory, the 82S184/5 is a bipolar device with a maximum address access time of 100 nanoseconds and a typical power dissipation of 50 microwatts per bit. Organized as 2,048 words of 4 bits each, the PROM is offered with either open-collector (82S184) or three-state



(82S185) outputs. Both devices sell for \$31 each in hundreds.

Signetics, 811 East Arques Ave., Sunnyvale, Calif. 94086. Phone (408) 739-7700 [420]

Ion-implanted silicon diodes
replace germanium devices

Three families of ion-implanted silicon diodes with forward voltage drops from 225 millivolts to 450 mv

Electronics/January 20, 1977

VECTRON CRYSTAL OSCILLATOR OF THE MONTH

Screen Tested Clock Oscillator

Model: 238A-2S-2
Output: TTL
Input: 5V
Frequency: ± 50 ppm
-55/+125°C: ± 50 ppm
4-100 MHz (other models as low as 1 Hz)
Vibration: 20g to 2 KHz
Screened: 100% burned-in, temperature cycled and seal tested per MIL-STD-202

636A-2S-2
CMOS
5-15V
 ± 50 ppm
4-10 MHz

CLOCK OSCILLATORS

TTL: 1Hz to 100MHz
CMOS: 1Hz to 10MHz
ECL: 5 to 200MHz
Stab: $\pm .01$ to $\pm .0003\%$

TCXOs

0/+50°C: to $\pm 1 \times 10^{-7}$
-55/+85°C: to $\pm 1 \times 10^{-6}$
Aging: 1×10^{-4} /year
Frequency: 60 Hz-140 MHz

VCXOs

Dev: $\pm .003$ to $\pm 1\%$
Lin: to $\pm 1\%$
For both low distortion and phase lock applications

OVEN TYPE

Aging: to 1×10^{-10} /day
Freq: to 400 MHz
Stab: to $\pm 2 \times 10^{-12}/^{\circ}\text{C}$



VECTRON LABORATORIES, INC.

121 Water Street
Norwalk, CT 06854
Telephone: 203/853-4433

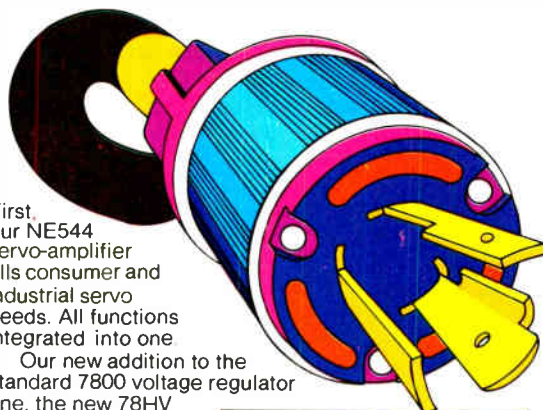
Circle 133 on reader service card

Send for your free product catalog and applications bulletin: "How to Specify Crystal Oscillators."



HIGH ANALOG TECHNOLOGY #3

OUR ANALOG PRODUCTS ARE HIGH ON CURRENT.



First, our NE544 servo-amplifier fills consumer and industrial servo needs. All functions integrated into one.

Our new addition to the standard 7800 voltage regulator line, the new 78HV high voltage regulator offers high breakdown voltage for better reliability.

Clip coupon to letterhead for complete Analog information and fact sheets.

Name _____ Title _____
Tel. _____ M.S. _____
811 E. ARQUES, SUNNYVALE, CA. 94086


THINK Signetics

a subsidiary of U.S. Philips Corporation


© 1976.

Dialight LEDs

The widest choice for your every application.



558 and 559 SERIES Available in red, green or yellow LEDs, with and without integral current limiting resistors. Snap-in mounting requires no additional hardware. Straight terminals suited for wire-wrapping and/or soldering. Low power requirements—15 to 20mA. In 1000-lot quantities each
558-0101-001 . . \$.33. 559-0101-001 . . \$.33.



558 and 559 SERIES Available with 6" wire leads, these red, green or yellow LEDs are designed for quick positive insertion in 0.031" to 0.062" panels. Compact design allows high density packaging. In 1000-lot quantities each
558-0101-003 . . \$.75. 559-0101-003 . . \$.71.



Dialight, the company with the widest choice in switches, LEDs, indicator lights and readouts, looks for needs . . . your needs . . . and then they develop solutions for your every application. No other company offers you one-stop shopping in all these product areas. And no other company has more experience in the visual display field. Dialight helps you do more with these products than any other company in the business, because we are specialists that have done more with them. Talk to the specialists at Dialight first. You won't have to talk to anyone else. Send for your free new copy of Dialight's current catalog.

DIALIGHT
 Dialight, A North American Philips Company
 203 Harrison Place, Brooklyn, N. Y. 11237
 (212) 497-7600

See Dialight.

New products

are expected to replace germanium diodes in a variety of applications. Designated the HSA/46, HSB/46, and HSC/46, the devices not only have voltage drops up to 50% lower than germanium units, they also retain the thermal stability associated with silicon components.

The HSA/46 family, which is rated from 200 milliamperes to 600 mA, has a maximum drop of 225 mv at 1 mA, a forward recovery time of 0.5 nanosecond, and a reverse recovery time of 3 ns. The HSB/46 family is similar except that the maximum forward voltage is 325 mv. The HSC/46 family, which ranges from 400 mA to 700 mA, has a maximum drop of 450 mv, a forward recovery time of 1 ns, and a reverse recovery time of 9 ns.

All three families of diodes can dissipate a maximum of 500 milliwatts and are available with peak reverse voltage ratings up to 100 volts. Prices range from 98 cents to \$3 each in hundreds.

Solid State Devices Inc., 14830 Valley View Ave., La Mirada, Calif. 90638. Phone (213) 921-9660 [417]

C-MOS switches approach speed of JFET devices

The DG300 series of C-MOS analog switches typically turn off in 70 nanoseconds (150 ns maximum) and turn on in 110 ns (250 ns maximum). While thus approaching the speed of multichip JFET devices, the monolithic C-MOS switches retain the low-power and high-voltage advantages of C-MOS technology. They can switch and isolate 30-volt signals, and, depending upon the specific model, dissipate a few hundred microwatts or a few milliwatts of power.

The series consists of eight switches, two each of the following configurations: dual single-pole single-throw, single-pole double-throw, dual double-pole single throw, and dual single-pole double-throw. Four of the switches are compatible with low-voltage C-MOS logic levels and open-collector TTL or DTL. The other

four switches are specifically designed to work with higher-voltage C-MOS circuitry.

Supplied in 14-pin dual in-line packages, the series is offered in three temperature grades: commercial (0 to 70°C), industrial (-20 to 85°C), and military (-55 to 125°C). Prices, in hundred-up quantities, range from \$3.25 to \$16.50 each.

Siliconix, 2201 Laurelwood Rd., Santa Clara, Calif. 95054. Phone Jim Graham at (408) 246-8006 [419]

Power Darlington's have fall times as low as 90 ns


Motorola has added four high-speed npn power Darlington's to its Switch-mode series of products. Two of them, the MJ10006 and MJ10007, have fall times of 90 nanoseconds and storage times of 780 ns. These times are typical for a device switching an inductive load of 180 microhenries, clamped at its rated $V_{CEX(sus)}$, and having a case temperature of 100°C. The two other units—the MJ10004 and MJ10005—have typical fall and storage times of 100 ns and 850 ns, respectively. To keep the turn-off times low, reversed diodes are connected in parallel with the input base-emitter junctions. The transistors also contain reverse diodes across their collector-emitter junctions.

All four devices are glass-passivated for enhanced reliability, and are rated for operation at junction temperatures from -65°C to 200°C. The two slower units have maximum collector-current ratings of 20 amperes, while the faster Darlington's are rated at 10 A. Values of $V_{CEX(sus)}$ range from 400 v to 450 v, while minimum h_{FE} is 50 for the slower units and 40 for the faster. In quantities of 100 to 999, the prices of the new Darlington's range from \$4.50 each to \$9.50. Volume quantities are available now.

Technical Information Center, Motorola Semiconductor Products Inc., P.O. Box 20294, Phoenix, Ariz. 85036. Phone Low Frequency Power Marketing at (602) 244-4284 [414]

1702A MANUAL EPROM PROGRAMMER

Features hex keypad, two digit hex address and two digit hex data display. Controls include load, clear, go! (step), key/copy, data in/data out, and counter up/down. Profile card includes high voltage pulse regulator, timing, 8 bit address and 8



bit data drivers/receivers. Two 6½" x 9" stacked cards with spacers. Allows programming in 20 minutes - copying in 5 minutes. Requires +5, -9, and +80 volts.

ASSEMBLED \$299.95
KIT \$189.95

NOW

The best of two worlds... use our 1702 EPROM programmer as a manual data/address entry programmer... or connect it to your processor.

IMSAI/ALTAIR computer interface (requires 3 output ports, +1 input port) and software \$49.95

Briefcase unit with power supplies and interface connectors (assembled and tested only) \$599.95

ANNOUNCING

Our NEW 16K Byte Pseudo-Static, IMSAI/ALTAIR compatible RAM. Single card slot. Uses less power than equivalent low power RAM. All memory chips socketed. Uses all prime, factory fresh ICs. High quality, two-sided, through-hole-plated circuit board. Crystal controlled, totally invisible refresh system requires NO software management. Just plug it in and use like STATIC memory.

Complete kit \$349.95

Assembled, tested, and burned in \$549.95

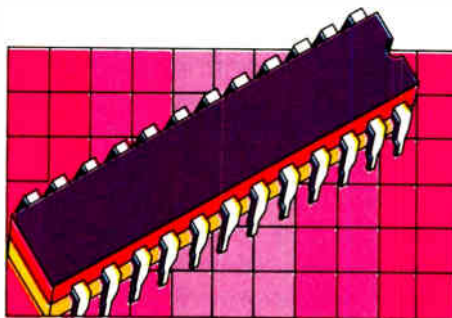
ASSOCIATED ELECTRONICS

12444 Lambert Circle • Garden Grove, CA 92641
(714) 539-0735

Circle 135 on reader service card

HIGH ANALOG TECHNOLOGY #4

OUR ANALOG PRODUCTS PAY OFF WITH HIGH PERFORMANCE.



New heights in Analog performance. Our SE & NE535 op-amps with high slew rate, low offset voltage and bias current. SD5301 Analog multiplexer with all control logic on one chip. SE & NE558 & 559 quad-timers and NE570 & 571 Compressor/Expander Audio Amplifier.

Clip coupon to letterhead for complete Analog information and fact sheets.

Name	Title
Tel.	M.S.
811 E. ARQUES, SUNNYVALE, CA. 94086	

THINK Signetics

a subsidiary of U.S. Philips Corporation

© 1976.


NEW and EXCLUSIVE A/D Converter

features

HIGH SPEED: 4 μ sec.
(220,000 conversions per sec.)

HIGH RESOLUTION: 15 bits

HIGH ACCURACY:
0.0065% of FSR



New Model ADC1215F converter from Phoenix Data is available in two basic models: Single-ended and differential.

Phoenix Data's new Model ADC1215F A/D converter has a resolution of 15 binary bits and a total conversion time of 4 microseconds (220,000 conversions per sec). Accuracy of 0.0065% of FSR is **guaranteed** in addition to complete monotonicity. Analog dynamic range is in excess of 86 db.

If it's stability, accuracy, speed, or all-around quality you need in Data Conversion, contact Ron Brunner, director of marketing, or the representative in your area.



PHOENIX DATA, INC.

3384 W. Osborn Rd. Phoenix, AZ 85017
Ph. (602) 278-8528, TWX 910-951-1364

New products

Microprocessors

16-bit unit made by I²L process

Rugged, low-power device
from TI aims at military,
industrial environments

Among principal applications for the big 16-bit microprocessor chips are military and industrial systems, where high speed and other electrical characteristics are in demand. That's why Texas Instruments is marketing an I²L version of its 9900 microprocessor.

This ruggedized version, called the SBP9900, not only offers the same cycle time and large interrupt-capability as its MOS counterpart, but it offers special electrical advantages and operates in severe-temperature and low-power environments. The new unit extends the 990/9900 family of software-compatible microprocessors and minicomputers into these areas.

Fabricated with TI's integrated-injection-logic process, the SBP9900 was developed in parallel with the n-channel MOS TMS9900. The firm started making both devices last spring, but has delayed announcing the I²L version until it could satisfy its internal requirements.

The firm has been using the full-temperature-range SBP9900 for a variety of military and industrial applications, such as for the navigational processor in airborne and manpack receivers for the Pentagon's Navstar/Global Positioning System [*Electronics*, May 27, p. 46].

The part is now being shipped from stock to external customers, and the firm is aiming squarely at military and industrial applications, says Richard L. Horton, product manager for the company's Digital Circuits division, Houston. "At least initially, the SBP9900 will be built and marketed only in the temperature range of -55°C to $+125^{\circ}\text{C}$," he says.

Although prices have not been established, Horton indicates that the customary premium for full-temperature devices will be charged, tagging the I²L part somewhere from three to five times the price of its MOS counterpart, which is now selling for about \$70.58 in 10-piece lots.

"The learning curves, however, suggest that the I²L device will decline in price faster than the MOS one," he says. He hints of the possibility that the company will offer a commercial version of the I²L part later this year.

The microprocessor shares the architecture and instruction set of the rest of the company's 990 minicomputer family. It uses existing software, including prototyping systems, assemblers, and compilers.

The SBP9900 has a 3-megahertz clock rate and 500-milliampere injector current. The device dissipates 500 milliwatts. A multiply, for example, requires 17.33 microseconds at the 3-MHz clock rate. But the use of I²L gives the new processor two decades of user-selectable speed-power variation. If the injector current is set at 1 ampere, the clock can range from dc to just over 4 MHz. If current is fixed at 10 mA, power dissipation will be 6.4 milliwatts and the clock can run up to 125 kilohertz.

The device can be operated from a single dc power source—either a conventional current source or a voltage source and series resistor. In low-power applications, a single C- or D-size battery will run the microprocessor. In addition, since I²L is static, a penlight battery backup will keep the logic alive.

Fully static logic has other implications, as well. "There are no critical clock phases or timing limitations on the device," Horton points out. "It doesn't require any special clock drivers or buffers, for instance. The clock inputs are fully TTL-compatible." Because the device is static, it's easier to troubleshoot than MOS units. The user can step through or stop instructions in mid-execution to debug a program. The 16-bit microprocessor is housed in a 64-pin

Beyond the ordinary!

DigiTec printers are precision crafted instruments, offering reliability, workmanship and features that distinguish them from the ordinary. Ideal for laboratory, systems or OEM applications. Their sought-after features include: floating decimal, selective data blanking, systems interface, red and black print, data grouping and front panel paper loading and ribbon changing without exposure of electronic components.

Selected models include a crystal clock, an events counter, and 10 to 21 column recording capability.



DigiTec. UNITED SYSTEMS CORPORATION

918 Woodley Road, Dayton, Ohio 45403
(513) 254-6251, TWX (810) 459-1728

DigiTec: precision measurements to count on.

*These instruments available under
GSA contract GS-00S-27741.*

"Information only" circle 137 "Demonstration only" circle 181

A Hard Copy Record



Designed for simplicity of operation, the portable Datagraph® Type 5-144 Recording Oscillograph is as easy to use as an oscilloscope, yet provides a hard copy record of up to 200 feet for immediate or future diagnoses.

The 5-144 records both digital and analog data with equal ease, and its four channels permit simultaneous examination of up to four data signals.

For further information, please contact

 **BELL & HOWELL**

CEC DIVISION

360 SIERRA MADRE VILLA PASADENA, CA 91109

(In Canada: 125 Nortinch Drive, Downsview, Ontario M3M 3B5)

CEC is a registered trademark of Bell & Howell


© Bell & Howell 1975

Circle 182 on reader service card

HIGH ANALOG TECHNOLOGY #5
**OUR ANALOG PRODUCTS
TUNE IN ON
CONSUMER NEEDS.**

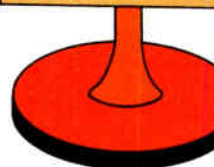


Offering all the benefits of designing with Analog for consumer products. Games, automotive control and entertainment systems, TV, CB, just to name a few.



Simply clip coupon to letterhead for complete Analog information and fact sheets.

Name _____ Title _____
Tel. _____ M.S. _____
811 E. ARQUES, SUNNYVALE, CA. 94086




**THINK
Signetics**

a subsidiary of U.S. Philips Corporation

© 1976.

Circle 177 on reader service card

137



**HP 9830A/B* users...
your floppy disk is
here! \$3895.**

- The FD-30 runs on cassette commands . . . that means **no software changes!** Because it runs on your **existing** programs.
- The FD-30 finds files **50 times faster** than either the 9830 or the 9865A cassette drive.
- The FD-30 **stores 5 cassettes of data** at the cost of one cassette.
- The FD-30 applied in conjunction with Infotek's EM-30 16k-word memory and FAST BASIC ROMs gives unprecedented desk-top power.
- The FD-30 transfers data to or from the 9830 even faster than the 9880B mass memory system. The 9880 requires 23 seconds to store a 10,000 word array via MAT PRINT. The FD-30 does this in 7 seconds via a simple STORE DATA.
- The FD-30 **sells for a fraction of the 9880B.** And it is a far lower cost answer to most 9830 applications.

NO SOFTWARE REQUIRED!

The cassette control commands and syntax of the 9830 are obeyed to the last detail by the FD-30. All programs which operate with the 9830 cassette drive will run without modification. The result is a phenomenal reduction in program execution time and an increase in on-line data capacity.

NO INSTALLATION

Within minutes, the floppy drive takes on the appearance of original equipment as it fits neatly between the computer and printer. Only four inches are added to the overall height of the system.

OTHER INFOTEK-9830A/B COMPATIBLE PRODUCTS:

- EM-30 Extended Memory System
- FAST BASIC I ROM
- FAST BASIC II ROM
- TC-30 Real Time Clock
- PS-30 Paper Tape Punch/Reader


*a product of Hewlett-Packard



Infotek Systems

1400 N. BAXTER ST. • ANAHEIM, CALIF. 92806
(714) 956-9300 • TWX 910-591-2711

FLEX CIRCUITS MEAN SECURITY



A new, exciting way to pack a lot of added security into your design.

R/flex circuits do several jobs at once and accordion fold to fit.

Heightened reliability and lowered costs assured by elimination of multiple circuit boards and jumpers. Labor savings, too, with components mounted directly on circuit—manually or automatically inserted. Stiffeners can be added where needed.

Can be made in one to six layers in a variety of shapes and sizes, with or without plated-through holes.

ROGERS CORPORATION
Chandler, AZ 85224 (602) 963-4584

EUROPE: Mektron NV, Ghent, Belgium JAPAN: Nippon Mektron, Tokyo

New products

ceramic dual in-line package.

Texas Instruments Incorporated, Inquiry Answering Service, M/S 308, P.O. Box 5012, Dallas, Texas 75222. [342]
(713) 494-5115 [342]

Microprocessor controller
manages microinstructions

The latest member of Motorola's M10800 MECL processor family is an LSI circuit that manages the block of microinstructions stored in a processor's control memory. The bipolar device, designated the MC10801, responds to a set of 16 jump and branch instructions.

Five 4-bit input/output ports are available on the chip to shuttle control memory address information. Eight 4-bit master-slave registers hold the current microprogram address, cycle as an index counter for repeats, store operation codes and flag conditions, and nest subroutines in a four-by-four last-in/first-out stack.

While designed for the M10800 family, the MC10800 is also useful as the microprogram controller in a MECL 10,000 system. Compatible with all MECL 10,000 circuits, the unit requires -5.2- and -2-v supplies, operates over the range from -30°C to 85°C, and is housed in a quad in-line package. The price is \$50 each in quantities of 100 to 999.

Technical Information Center, Motorola Semiconductor Products Inc., P.O. Box 20294, Phoenix, Ariz. 85036. Phone bipolar marketing at (602) 962-2151 [344]

Quad supply includes
PROM-zapping output

Designed to provide all the power required by a microcomputer system such as a Texas Instruments Inc. TMS-9900 or a Zilog Z-80 with 64 kilobytes of random-access memory, the model 4000 quad power supply includes an adjustable output for the on-board programming of programmable read-only memories. This out-

Line Isolated Standard

To eliminate ground loops, power line interruptions and aberrations, EDC's new Calibrator/Source offers:

- $\pm 0.1 \mu\text{V}$ to 10V output • Accuracy $\pm 0.003\%$
- 10MA output current • Noise $1\mu\text{V}$
- Internal battery-run 8 hrs., rechg. 4 hrs.
- Ext power - 115 Vac, 12 Vdc or 28 Vdc
- Absolute line isolation
- Model MV216A - \$1350.

Write or phone Bob Ross
for details. 11 Hamlin St.

Boston, MA 02127 (617) 268-9696



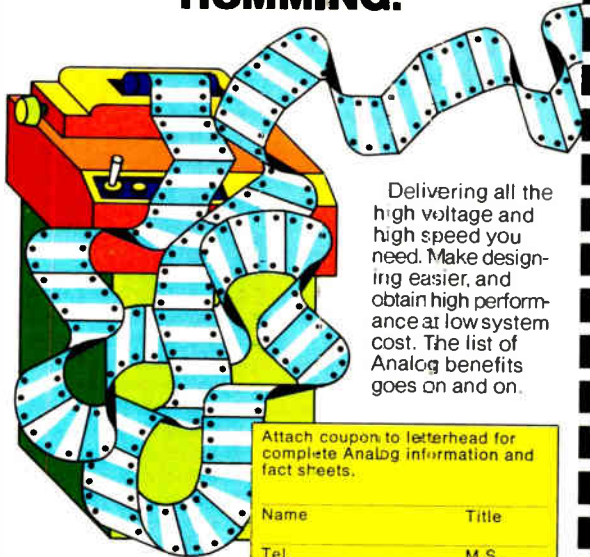
**ELECTRONIC
DEVELOPMENT
CORPORATION**



Circle 139 on reader service card

HIGH ANALOG TECHNOLOGY #6

OUR ANALOG PRODUCTS KEEP DATA PROCESSING HUMMING.



Delivering all the high voltage and high speed you need. Make designing easier, and obtain high performance at low system cost. The list of Analog benefits goes on and on.

Attach coupon to letterhead for complete Analog information and fact sheets.

Name _____ Title _____
Tel. _____ M.S. _____
811 E. ARQUES, SUNNYVALE, CA. 94086

THINK Signetics

a subsidiary of U.S. Philips Corporation

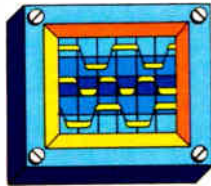
© 1976.

HIGH ANALOG TECHNOLOGY #7

OUR ANALOG PRODUCTS MAKE INSTRUMENTATION MEASURE UP.



The high voltage, high speed and high current advantages of Analog fit right into your instrumentation requirements. Scientific, medical, processing instruments keep on beam with Analog.



Clip coupon to letterhead for complete Analog information and fact sheets.

Name _____ Title _____
Tel. _____ M.S. _____
811 E. ARQUES, SUNNYVALE, CA. 94086

THINK Signetics

©1976.

a subsidiary of U.S. Philips Corporation

Circle 179 on reader service card

New products



put provides up to 0.33 ampere at a voltage variable from 12 to 28 v dc. The supply's three other outputs are: 5 v at 5.5 A, -5 v at 2.2 A, and an adjustable 5 to 12 v at 3.3 A. These figures are for free air at ambient temperatures up to 40°C.

The model 4000 sells for \$134 each in small quantities, and it is also offered as a kit for \$109 each. Century Industries, Bridgeport Industrial Park, 4th and Coates Streets, Bridgeport, Pa. 19405. Phone Emil C. Rotar at (215) 272-1400 [343]

12-bit computer works
with PDP-8/E software

Like its predecessor, the PCM-12, the new PCM-12A is a 12-bit micro-computer designed around the Inter-sil IM6100 microprocessor. And like its predecessor, the 12A is fully compatible with the software developed by Digital Equipment Corp. for its PDP-8/E minicomputer.

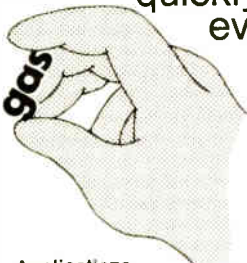
What set the new machine apart from the earlier one are a floppy-disk mass-storage capability, a built-in crystal-controlled baud-rate generator, an improved signal-distribution system, and an absolute loader that will directly bootstrap a binary-

Electronics/January 20, 1977

Gas Sensing Semiconductor

FIGARO TGS GAS SENSOR

quickly senses
even small
amount
of gas.



Applications

1. Natural Gas-Leak Alarm
2. Propane Gas-Leak Alarm
3. Carbon Monoxide Detector
4. Automatic Fan Control
5. Fire Alarm (Detecting combustible gases contained in smoke)
6. Alcohol Detector (Detector for drunken driver)
7. Air Pollution Monitor


Please contact any of the addresses below, directly for catalogs and price/delivery information

FIGARO ENGINEERING INC.

- Head Office: 3-7-3 Higashitoyonaka, Toyonaka City, Osaka, 560, JAPAN. TELEX 05286155 FIGARO J. CABLE FIGARO TOYONAKA. TEL: (06) 849-2156
- North America: 3303 Harbor Boulevard, Suite D-8, Costa Mesa, California 92626, U.S.A. TELEX-678396 CABLE FIGARENGIN COSTAMESA. TEL: (714) 751-4103

Circle 140 on reader service card

INTRODUCING A NEW REVOLUTIONARY MULTI-DIGIT SOLID STATE READOUT BELOW \$1.



FEATURES:

- Non-fatiguing ELECTROLUMINESCENT light
- Space saving thin profile
- Wired for multiplexing
- Low a.c. power consumption
- Compatible with IC logic d-coders and segment drivers
- Rugged, pluggable laminated plastic construction

SPECIAL TRIAL OFFER

ORDER FROM STOCK at 97¢ per digit, any of the following multi-digit readouts having 2 to 5 digits:
1/2" high with 9-segments
0.6" high with 7-segments (minimum order--\$10.)

T.R. T.L. ROBINSON CO., INC.
P.O. BOX D, EAST AURORA, N.Y. 14052
TEL. (716) 652-2111 TELEX: 91566

Circle 184 on reader service card
World Radio History

format tape into any field of memory at the press of a front-panel switch.


The PCM-12A is available both wired and in kit form. A kit containing a CPU, a control panel, 1 kilobyte of static random-access memory, a cabinet, and a power supply sells for \$799.

Pacific Cyber/Metrix Inc., 180 Thorup Lane, San Ramon, Calif. 94583. Phone (415) 837-5400 [345]

Control-store sequencer replaces random logic

The 8X02 is a low-power Schottky LSI device whose basic function is to control the fetch sequence of microinstructions in high-performance microprogrammed systems. The control-store sequencer, which replaces the random logic formerly needed to perform this function, is capable of addressing up to 1,024 words of a microprogram and is expandable to any microprogram size by conventional paging techniques.

Cited as advantages of the 8X02 over similar units are its 1-kiloword addressing capability, its subroutine nesting capability, and its four-way stack register file. The sequencer's



control instructions include increment, test and skip, and conditional branch to subroutine.

Able to operate from a single 5-volt supply, the 8X02 has a cycle time of 80 nanoseconds. The price of the control-store sequencer, in hundreds, is about \$19.45 each. Delivery is from stock.

Signetics, 811 East Arques Ave., Sunnyvale, Calif. 94086. Phone (408) 739-7700 [347]

LOVE at first BYTE

If you have your own computer, or if you're into computers at all, have we got a magazine for you!


BYTE A magazine for and about the state of the art of personal computing. Written by pros and hobbyists who know the ropes. Edited by Carl Helmers, who knows what personal computer users need to know. Written so everyone from the neophyte to the mastermind can understand and enjoy it. Month-after-Informative-month, a continuous flow of pioneering articles, practical applications, source listings and detailed articles like...

- Machine Readable Printed Programs
- Voice Outputs • Golf Handicapping • Games
- Programmed Music • Computer Languages
- Small Business Applications • Bio-Rhythms
- Home Automation • Weather Forecasting
- Text Editing and Systems Programming
- Plus, many, many more...

Rush this coupon today! Charge on BankAmericard or Master Charge. If you can't wait, call directly: (603) 924-7217. Ask for Subscription Department.

Subscribe to BYTE right now. Only \$12 for one full year's subscription of 12 big issues. Two years for \$22... save \$2.00! A three-year subscription is only \$30. Save \$6.00! When you get your first issue read it from cover-to-cover. If it's what you expected, honor our invoice. If not, write "CANCEL" across invoice and send it back. You won't be bothered again. Subscribe today.

Circle 141 on reader service card



BYTE Peterborough, NH 03458

Please enter my subscription to BYTE...

- \$12 One Year \$22 Two Years
 \$30 Three Years

- Bill me.
 Enclosed is my check for \$ _____
 Bill BankAmericard
 Bill Master Charge

Credit Card # _____

Credit Card Expiration Date _____

Name (Please Print) _____

Address _____

City _____

State _____ Zip _____ E 1/77

HIGH ANALOG TECHNOLOGY #8

OUR ANALOG PRODUCTS ANSWER COMMUNICATION NEEDS.



Encode, decode, display, switch, digitize with analog for highest voltage, speed and current.

Products on hand to keep telecommunications and communications systems talking.

Clip coupon to letterhead for complete Analog information and fact sheets.

Name _____	Title _____
Tel. _____	M.S. _____
811 E. ARQUES, SUNNYVALE, CA. 94086	

THINK Signetics

a subsidiary of U.S. Philips Corporation

© 1976.

How to get high

HIGH VOLTAGE

HIGH SPEED

HIGH CURRENT

HIGH PERFORMANCE



Signetics' high technology products fit all markets.

We have a lot of things to talk about. From our broad line of analog products available to fill consumer, data processing, instrumentation and communication requirements—including new products, exclusive products, interface products, industrial products, military products, you name it. Right down to our special applications assistance which includes detailed literature and our experienced engineering staff that's always on-call to help you on a one-to-one basis.

Then there are the specific benefits offered by our analog products. In fact, when you see the high voltage, high current, high speed and high performance... you'll see why Signetics is "high on analog."

And, see how easy it is for you to take advantage of all the benefits for yourself.

So where do we begin?

High voltage. Just for example, there's the Signetics NE541 Class AB monolithic power driver that offers an operation up to 80 volts, low standby current, and a wide power bandwidth. Perfect for driving large audio output stages and similar applications. Signetics has many other analog products rated at high voltages to meet your latest requirements.

High speed. Signetics analog devices act faster to provide better performance when computer logic

on analog.

DIGIT DRIVERS (NE584 & 585)	POWER AMPLIFIER (NE541)	DIGITAL PHASE LOCKED LOOP (NE564)	DUAL COMPARATORS (NE521 & 522)	SERVO-AMPLIFIER (NE544)	HIGH VOLTAGE REGULATOR (78HV)	OP-AMPS (SE & NE535)	MULTIPLEXER (SD5301)	QUAD-TIMERS (SE & NE558 & 559)	COMPRESSOR/EXPANDERS (NE570 & 571)
yes	yes				yes				
		yes	yes			yes			
	yes			yes	yes			yes	
yes	yes	yes	yes	yes	yes	yes	yes	yes	yes

and memory function faster with low signal levels. Signetics sense amps, dual comparators and other products turn on and off faster. Perfect for data recording and communication applications.

High current. Examine the NE544 servo-amplifier that is a linear one-shot, all purpose servo driver with all functions integrated into one, and you will see it is truly unequalled. You'll also see why Signetics is "high on current."

High performance. There's a whole list of high performance analog products available from Signetics. Multiplexers, quad-timers, compressor/expanders, operational amps. They feature low input offset voltage, low input bias current, TTL compatibility, all logic on a single chip, economy, everything to make designing easier.

Electronics / January 20, 1977

The more you know about analog, the higher you get on it. Don't wait. Start now by mailing the coupon.

Attach this to your letterhead for fast response.

Send me the complete analog information and fact sheets.

Have a Field Applications Engineer call me for a one-to-one appointment.

My application is _____

Name _____ Title _____

Telephone _____ Mail Stop _____

THINK Signetics
811 E. Arques Ave., Sunnyvale, Ca. 94086

© 1976. A subsidiary of U.S. Philips Corporation

Circle 143 on reader service card 143

MONOLITHIC CRYSTAL FILTERS



SPEAKING TO THE DEAF

Our monolithics find their way into some fascinating and unusual applications. For instance — a narrow-band FM system which allows children with severely impaired hearing to participate in normal classroom activities. One of the requirements of the system was that both the students' receivers and the teacher's transmitter allow unhindered movement by the wearer. Another was freedom from interference, including interference from other systems in nearby classrooms. Cost was also an important factor. One of our standard 10.7 MHz tandem monolithic crystal filters in each receiver takes care of the interference. Its size is consistent with the needs of the wearer. Its cost is consistent with educational budgets.

HAVE IT YOUR WAY

As regular readers of this column know by now, we offer the broadest line going of standard monolithic crystal filters. It may be worth mentioning that we're just as interested in helping you with a custom monolithic as we are in showing you new ways to use our regular models. We've done hundreds of production "specials" from 5 to 180 MHz. May we do one for you?

What's your production application? Talk with us about it. We may be able to help. And if your interests include teaching the deaf, we'd be happy to put you in touch with the manufacturer of this equipment.

Piezo Technology Inc.

2400 Diversified Way Orlando, Florida 32804
305-425-1574

The Standard in monolithic crystal filters.

New products

Materials

Inks for hybrids match alumina

Conductors and dielectrics simplify thick-film multilayer construction


To successfully fabricate multilayer thick-film hybrids, selection of materials is critical because the dielectric and metalization must be treated as interacting components. For that reason Du Pont has specifically designed two new conductor/dielectric systems for using either air-fired or nitrogen-fired materials to make complex multilayer hybrids.

In the first system (shown in photo), dielectric 9950, air-fired at 900° to 925°C, teams with Du Pont's gold conductor composition 9791 or a newer conductor, 9910. Resistors may be screened on top of the dielectric with the company's Birox 1400-series compositions.

The thermal coefficient of expansion for the new dielectric closely matches that of 96% alumina substrates so that "bowing" is minimized in large pieces. In fact, after eight dielectric layers were fired at 900°C, the change in camber across a 2-inch substrate measured less than 0.5 mil, no more than that of a five-conductive-layer structure.

The dielectric constant of composition 9950 is 9 to 12, high enough to minimize capacitance between crossing signal lines. The high thermal conductivity allows for power dissipation in large arrays of integrated-circuit chips. The conductor/dielectric system can yield a resolution of 8 to 12 mils between layers of the metallic interconnects (vias).

For nitrogen-fired multilayer thick-film hybrids, another easily solderable conductor/dielectric system, composed of copper-conductor composition 9923 and dielectric 9949, has a resistivity of less than 1.5 milliohms per square. On alumina substrates and dielectric 9949,



the copper ink exhibits high initial adhesion of 4 to 5 pounds and retains adhesion of 3 to 4 pounds after aging at 150°C.

Composition 9949 has a dielectric constant of less than 8 and—like its air-fired complement, dielectric 9950—its thermal expansion is matched to alumina substrates to minimize bowing of large substrates. The new material has a dissipation factor of less than 0.5, breakdown voltage of 600 to 800 volts and insulation resistance of 7×10^{12} ohms.

The copper conductor has good printing characteristics, allowing for 7-mil lines and spaces, and it fires at 900°C in commercial nitrogen-atmosphere furnaces. Multiple firings, required in multilayer interconnects, do not alter the resistivity or adhesion properties of the copper. [341] Du Pont Co., Wilmington, Del. 19898. Phone (302) 774-2358. [341]

Heat-transfer grease resists fluid-filler separation

A silicone heat-transfer compound designed to improve the thermal contact between heat-generating devices and their heat sinks retains its greaselike character even after six months of aging at 200°C. In contrast, some similar materials dry out and harden after only three months at that temperature. Heavily

Now from IR the power people...

97 new High Energy Epi Base Power Transistors built to last!

We see no reason why all power transistors shouldn't live longer. That is why we're introducing 97 high energy, epi base power transistors and Darlington's, rated 40 to 140 Volts $V_{CE(sus)}$, and 170 Volts $V_{CEX(sus)}$, with the same tough, hard glass passivation used on our high voltage line. It reduces high temperature leakage current to 1/10th that of others.

You benefit from our years of development of glass passivation processing by getting the added high temperature stability at no extra cost. It's typical of the extra value we've been putting into power semiconductors for more than 30 years.

These new transistors have higher switching speeds and lower $V_{CE(sat)}$ saturation levels than single diffused types, a wide safe operating area, and high gains at 150°C junction temperature.

Delivery is off-the-shelf. Contact your nearest IR Salesman or Distributor for prices, spec sheets and samples, or write to International Rectifier, 233 Kansas St., El Segundo, CA 90245. Telephone (213) 322-3331.

97 Types Now Available from IR

VOLTS	PNP	NPN	VOLTS	PNP	NPN
5 AMPERES			12 AMPERES		
100V	2N4226	2N5758	60V	2N6050*	2N6057*
120V	2N4227	2N5759	80V	2N6051*	2N6058*
140V	2N4228	2N5760	100V	2N6052*	2N6059*
8 AMPERES			15 AMPERES		
60V	2N4053*	2N6055*	40V	2N6469	2N6470
	IR900*	IR1000*	60V	2N5879	2N3055
80V	2N4054*	2N6055*		2N6246	2N5881
	IR901*	2N6534*			2N6471
		IR1001*	80V	2N5880	2N5882
100V		2N6535*		2N6247	2N6472
		2N6536*	100V	2N6029	2N6529
120V		2N6537*	120V	2N6030	2N5630
10 AMPERES			140V	2N6031	IR3773
40V		2N6383*			IR6302
60V	2N4789	2N3713			2N5631
	2N4791	2N5715	20 AMPERES		
	2N5875	2N5877	60V	2N5745	IR3772
	IR2500*	2N6384*		2N6285*	2N6282*
	IR645*	IR1010*	80V	2N6286*	2N5303
		IR1020*			2N6283*
80V	2N3790	IR3000*	100V	2N6287*	2N6284*
	2N3792	IR640*	25 AMPERES		
	2N5876	2N3714	60V	2N5883	2N5885
	IR2501*	2N3716	80V	2N5884	2N5886
	IR646*	2N5878*	30 AMPERES		
		2N6385*	40V	2N4398	IR3771
100V	2N6229	IR3001*			2N5301
	2N6248	IR641*	60V	2N4399	2N5302
	IR647*	IR642*	90V	IR4502	IR802
120V	2N6230	2N5633			
140V	2N6231	2N5634			
* Darlington					

International Rectifier

... the innovative semiconductor people



The Answer Book. It makes your job easier. \$25.

"WHO MAKES WHAT?"

**"WHAT COMPANIES
MAKE THE PRODUCTS
I NEED?"**

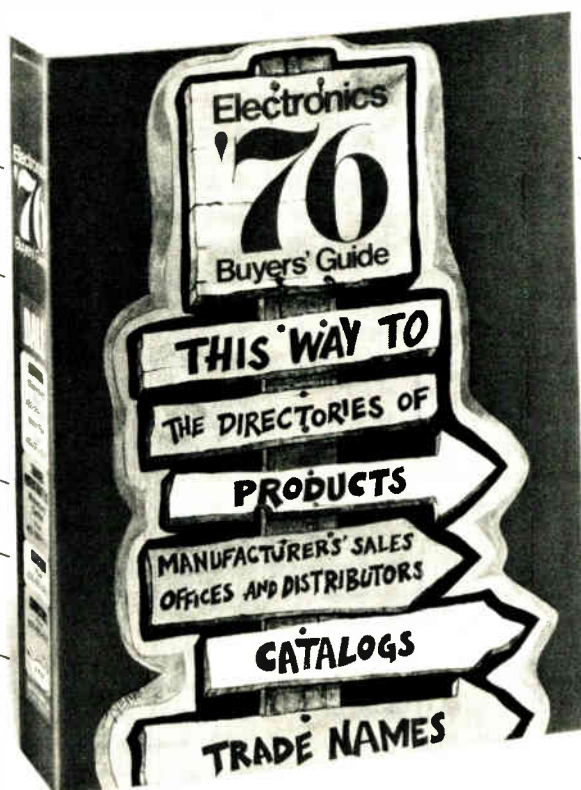
(See alphabetical directory
of 4000 products)

**"WHERE ARE THEIR
NEAREST
SALES OFFICES?"**

**"WHO ARE THEIR
DISTRIBUTORS?"**

**"WHAT ARE THEIR
LOCAL PHONE
NUMBERS?"**

(See alphabetical directory
of 6000 manufacturers)



**"HOW CAN I GET THEIR
CURRENT CATALOGS
FAST?"**

(See directory of catalogs
by product and by company,
including catalog inquiry
card for 5-second ordering,
page 901)

**"WHO MANUFACTURES
THIS TRADE NAME?"**

(See directory of trade
names, page 1276)

**Special no-risk offer. If The Answer Book is not everything
we say it is and more, return the book to us within
ten days and we will refund your \$25.**

Electronics Buyers' Guide (EBG) is as easy to use as your telephone directory. The whole international world of electronics is at your fingertips. Great emphasis is put on *localizing* the information you need. You won't have to call half-way across the country to company headquarters because we list local sales offices and distributors.

To order from our Directory of Catalogs, simply circle the corresponding number on the Inquiry ("bingo") Card and mail. This way you get *current* catalogs. Also, semi-annually we mail out an updated list of current catalogs plus a "bingo card." The Answer Book's objective: Make your job easier.

Electronics Buyers' Guide

1221 Avenue of the Americas
New York, N.Y. 10020

Yes, send me a copy of The Answer Book.

I've enclosed \$25 (USA and Canada only, elsewhere send \$35). Full money back guarantee if returned within 10 days.

Name _____
Company _____
Street _____
City _____
State _____ Zip _____



New products



filled with heat-conductive metal oxides, Dow Corning 342 has a much lower tendency toward fluid-filler separation than previous heat-sink compounds.

Because the material can be easily pumped, either manual or automatic applicators can apply it to the base or mounting studs of transistors, diodes, and silicon controlled rectifiers. It is available in 4-ounce tubes, 12-oz cartridges, and 20- and 100-pound pails.


Dow Corning, Midland, Mich. Phone (517) 496-4468 [476]

Knitted wire adds strength to conductive elastomer

By adding layers of knitted wire to its Xecon conductive elastomer, Metex Corp. has produced a reinforced



material with greatly improved flexure strength and longer life. Called Armored Xecon, the material provides more than 60 decibels of shielding from 14 kilohertz to 10 gigahertz. It can be molded in a variety of shapes and sizes with one or more layers of knitted wire. Both the knitted-wire alloy and mesh size as well as the silvered-particle-filled silicone elastomer can be varied to



You may not need our cross-over corner

But if character definition is important to you, you'll want to consider Pinlites[®] directly-viewed incandescent displays. Our numeric and alphanumeric displays feature a "cross-over" filament arrangement which eliminates open corners and provides greatly improved readability.

Pinlites have other important features, too. Model 03-15 above, for instance, has only 3/16" character height but is clearly visible even in direct sunlight. It has a 120° viewing angle, life of over 100,000 hours, and is easily filtered to a wide range of colors. Pinlites are available in sizes up to 5/8".

Popular applications include aircraft cockpits, marine navigation, computer peripheral equipment, taxi meters and gas pump readouts.

For a quick answer to your questions, give us a call. We can have literature in the mail today.



REFAC electronics corporation

P.O. BOX 809 • WINSTED, CONN. 06098 • 203-379-2731
Circle 147 on reader service card

CAREER OPPORTUNITIES

Usually the best opportunity to grow in your field lies within your present company. You have made an investment in them. They have an investment in you.

But occasionally the best opportunity lies somewhere else. No one can decide but you.

Companies looking for good people run their recruitment ads in our Classified Section in the back of this magazine. Perhaps you'll find an opportunity there that's worth following up.

Many books tell you what microprocessors are, but

MICROCOMPUTER-BASED DESIGN

by John Peatman goes one step farther.

It explores their many applications to instrumentation, communications, control, and related fields.

It focuses upon:

- An understanding of **components**; not only of the microprocessor chips, memory chips, and I/O chips making up a microcomputer, but also of keyboards, transducers, actuators, displays, and the variety of other components and circuits needed in the design of a complete instrument or device.
- An understanding of the **algorithmic processes** required by each aspect of a design and the ability to translate these into the language of the microcomputer.
- Ways to **reduce complexity** by breaking down the extensive requirements of an instrument or device into manageable parts.

Additional features: *over 400 illustrations and photographs provide a visual perspective of microcomputer-based design; clarifying examples used throughout give depth to that perspective; commercially available components and ICs are employed to expose the reader to typical devices and their characteristics; and appendixes provide thorough design information on six microcomputers; Intel 4004, Fairchild F8, Intel 8080, Motorola 6800, RCA COSMAC, and Rockwell PPS-8.* February, 1977, 608 pages, 049138-0, \$19.50



McGRAW-HILL BOOK COMPANY

1221 Avenue of the Americas
New York, N.Y. 10020
Att: N.W. Talbot,
College 27

Go one step farther with Peatman.

FREE TEN DAY TRIAL!

Within ten days of receipt of book I will remit full price plus local sales tax and handling. McGraw-Hill pays surface postage and handling if I remit in full with this coupon. I will return unwanted book post-paid

Code No.	Author	Title
<input type="checkbox"/> 049138-0	Peatman, John	Microcomputer-Based Design

Name _____

Address _____

City _____ State _____ Zip _____

Price subject to change

62 REV L-1 77

New products

meet customer requirements. Because it was developed to meet stringent military requirements, Ar-mored Xecon is expected to easily meet most industrial and commercial specifications.

Metex Corp., 970 New Durham Rd., Edison, N.J. 08817. Phone Peter G. Novak at (201) 287-0800 [477]

Flexible epoxy retains high resistivity when hot

Polycal No. 112 is a two-part epoxy compound for encapsulating and potting conductors, cables, and junctions in applications in which movement and flexing are expected. The flexible material has extremely high resistivity even at elevated temperatures. At 300°F, the resistivity is 10¹⁴ ohm-centimeters.

The epoxy is recommended as a substitute for polyurethanes when superior insulating properties are needed. A castable elastomer, it can also be used to impregnate fiber or cloth. Polycal No. 112 is available in pints, quarts, gallons, five-gallon pails, and 55-gallon drums.

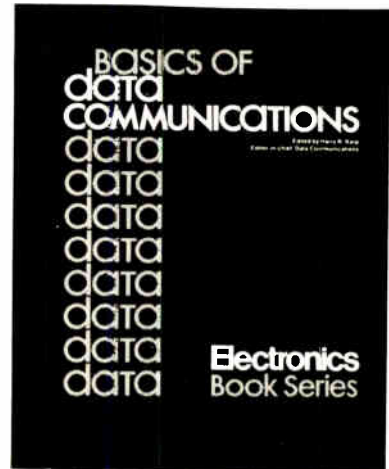
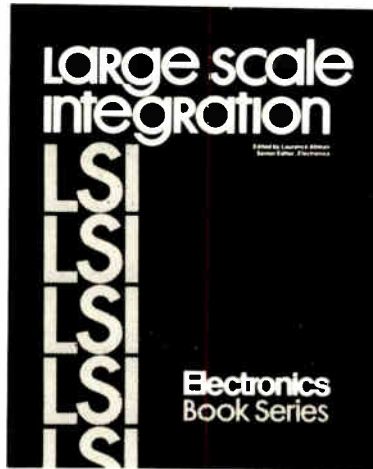

Polycal Research Corp., P.O. Box 4624, Irvine, Calif. 92716 [480]

Flexible circuit materials are strong and stable

The R/flex 2400 series of copper-clad flexible circuit base materials exhibit noteworthy tear strength and dimensional stability. Offered with substrate thicknesses of 4 and 7.5 mils, etching the materials changes their dimensions less than 0.0005 inch per in. and aging them two days at 125°C, less than 0.0016 in./in. Initiating and propagating tear strengths for the 7.5-mil composite are 8 to 9 pounds and 0.8 to 1.0 lb, respectively. The two tear strengths of the 4-mil version are about 50% as great as those of the thicker material.

The R/flex materials, clad on one or both sides with 1- or 2-ounce electrolytic copper foil, are available

The Electronics Book Series offers you:



1 MICROPROCESSORS

The microprocessor has permanently changed the methods of designing and building electronic equipment—from process and industrial control to computer-based designs in instruments communication and consumer/commercial equipment.

This book cuts through the confusion, presenting the design and application potential of this exciting technology in a manner that will appeal to the design engineer who needs to know how to use microprocessors as well as the system analyst who must assess the tradeoffs between microprocessors and other techniques to accomplish his system goals.

Using articles from the pages of Electronics, this book contains practical and up-to-date information on available microprocessor devices, technology and applications.

2 LARGE SCALE INTEGRATION

The Electronics Book Series offers you a handbook on the current and revolutionary impact of LSI on digital design. This 220-page book presents a unique opportunity for circuit designers, systems designers, and engineering managers and supervisors to bring their expertise into line with today's LSI design requirements.

"Large Scale Integration" is a compendium of recent articles published in Electronics. Although in some ways it is a companion piece to "Microprocessors" because it explains the new circuits that play in mp systems, it is much more. "Large Scale Integration" deals with the entire range of design applications: main memory systems, peripheral memories, memory controllers, on-line industrial controllers, data acquisition boards, communication systems, calculators, watches, etc.

3 BASICS OF DATA COMMUNICATIONS

Data communications is one of the fastest-growing electronic equipment markets in the U.S.—during the decade of the '70's, better than 15-20% per year, compounded!

Chances are you are going to be a part of the data communications market. There's no better place to start than getting a copy of "Basics of Data Communications"—a 316-page compilation of essential articles which have appeared in Data Communications magazine. From the basic, tutorial, still state-of-the-art information published in the 1972 and 1973 Deskbook issues (now out of print), on through information on the practice of present-day data communications, this book includes forty-seven articles covering more than eleven key areas.

Electronics Book Series • McGraw-Hill Publications Co., Shoppenhangers Rd., Maidenhead, Berkshire SL62QL, England.



- 1 Send me _____ copies of "Microprocessors" at \$8.95 per copy.
- 2 Send me _____ copies of "LSI" at \$9.95 per copy.
- 3 Send me _____ copies of "Basics of Data Communications" at \$12.50 per copy.

Discounts of 40% on orders of ten or more copies of each book.

I must be fully satisfied or you will refund full payment if the books are returned after ten day trial examination.

Payment enclosed Bill firm Bill me

Name _____
 Title _____
 Company _____
 Street _____
 City _____
 Country _____
 Signature _____

Credit Cards Charge My Book To: _____

American Express Diners Club

Acct. No. _____

Date Card Expires _____

FEATURE ARTICLES FROM *ELECTRONICS* AVAILABLE IN REPRINT FORM

No. of
copies
wanted

New reprints

- ___ R-612 Fiber-optic communications special report 24 pp \$3.00
 ___ R-610 Special report on hybrid-circuit technology 19 pp \$3.00
 ___ R-606 Special issue—microprocessors \$4.00
 ___ R-600 World market report 1976 24 pp \$5.00
 ___ R-526 How reliable are today's components 16 pp \$3.00
 ___ R-524 Special report on bipolar large-scale integration 12 pp \$3.00
 ___ R-522 Special report on power semiconductors 12 pp \$3.00
 ___ R-512 Design of circuits for dangerous environments 4 pp \$3.00
 ___ R-510 Bipolar integration advances with I²L microprocessor 8 pp \$2.00

Charts

- ___ R-516 Electronic symbols \$2.00
 ___ R-211 Electromagnetic spectrum (16-page report and chart) \$4.00
 ___ R-326 Optical spectrum (6-page report and chart) \$3.00

Books

- ___ R-608 Basics of Data Communications—Electronics Book Series \$12.50
 ___ R-602 Large Scale Integration—Electronics Book Series \$9.95
 ___ R-520 Microprocessors—Electronics Book Series \$8.95
 ___ R-011 Computer-aided Design 135 pp \$4.00
 ___ R-032 Active Filters 88 pp \$4.00
 ___ R-031 Circuit Designer's Casebook 182 pp (U.S. only) \$5.50 (foreign) \$12.00

Other Reprints

- ___ R-518 Special issue—productivity \$4.00
 ___ R-514 Eight ways to better radio receiver design 6pp \$3.00
 ___ R-508 Designing microprocessors with standard logic devices 12pp \$3.00
 ___ R-506 The case for component burn-in 7 pp \$2.00
 ___ R-434 Designing automated systems with the new standard interface 12 pp \$3.00
 ___ R-432 An update on communications satellites 8 pp \$2.00
 ___ R-430 Choosing the right bipolar transistor model for computer-aided design 20 pp \$3.00
 ___ R-428 Designing with low-cost lasers 6 pp \$2.00
 ___ R-504 U.S. forecast 1975 20 pp \$3.00
 ___ R-502 European forecast 1975 20 pp \$3.00
 ___ R-500 Japanese forecast 1975 16 pp \$3.00
 ___ R-426 Special issue—technology update 1974 \$4.00
 ___ R-424 Microprocessor applications 28 pp \$3.00
 ___ R-422 A microprogramable mini-computer 8 pp \$2.00
 ___ R-420 Computerized text-editing and typesetting 8 pp \$2.00
 ___ R-418 Computer analyses of rf circuits 8 pp \$2.00
 ___ R-416 Optical waveguides look brighter 8 pp \$2.00
 ___ R-414 The ion-implanted n-channel process 6 pp \$2.00
 ___ R-412 Liquid cooling of power semiconductors 6 pp \$2.00
 ___ R-410 Special report on passive components 16 pp \$3.00
 ___ R-408 Bringing sight to the blind 8 pp \$2.00
 ___ R-406 Designing with the new logic, C-MOS and bipolar 16 pp \$3.00
 ___ R-328 Special issue—pervasiveness of electronics \$2.00
 ___ R-324 Semiconductor memories are taking over data-storage applications 16 pp \$3.00
 ___ R-322 Special report: new displays complement old 10 pp \$2.00
 ___ R-320 Special report on designing with flat cable 14 pp \$3.00
 ___ R-318 Special report on auto electronics 16 pp \$3.00
 ___ R-316 Hybrid circuits solve tough design problems 16 pp \$3.00
 ___ R-312 Leadless, pluggable IC packages reduce costs 7 pp \$2.00
 ___ R-310 Penetration color tubes are enhancing information displays 6 pp \$2.00
 ___ R-308 Program for transition from nonlinear to linear transistor model 6 pp \$2.00
 ___ R-306 Charge-coupling improves its image, challenging video camera tubes 8 pp \$2.00
 ___ R-209 Semiconductor RAMs land computer mainframe jobs 15 pp \$2.00
 ___ R-207 Technology gap starts to close for computer peripherals 16 pp \$3.00
 ___ R-205 Bridging the analog and digital worlds with linear ICs 16 pp \$3.00
 ___ R-113 Optoelectronics makes it at last 34 pp \$4.00
 ___ R-104 The new concept for memory and imaging: charge-coupling 12 pp \$2.00
 ___ R-023 Special report on tomorrow's communications 32 pp \$3.50

Payment must accompany your order

Make check or money order payable to Electronics Reprints. All orders are shipped prepaid by parcel post. Allow two to three weeks for delivery.

Back issues now available:
 1960 to 1969, \$5.00 each
 1970 to 1973, \$3.00 each
 1974 to 1975, \$4.00 each

USE THIS PAGE AS YOUR ORDER FORM

Cost of orders \$ _____
 Plus 10% handling charge \$ _____
 TOTAL AMOUNT ENCLOSED \$ _____

SEND REPRINTS TO

Name _____
 Company _____ Dept. _____
 Street _____
 City _____ State _____ Zip _____

Mail your order to:
 Janice Austin
 ELECTRONICS REPRINTS
 P.O. Box 669
 Hightstown, N.J. 08520


New products

in widths up to 24 inches. Some typical prices, per square foot, for quantities up to 12,000 square feet, are: \$1.82 for the 4-mil material with 1-oz copper on one side, \$2.44 for the 4-mil material with 1-oz copper on two sides, and \$2.26 for the 4-mil material with 2-oz copper on one side. Evaluation rolls 1 ft wide by 20 ft long are available for \$50.

Rogers Corp., Rogers, Conn. 06263. Phone Frank McGarry at (203) 774-9605 [479]

Rigid microwave foam has dielectric constant of 1.46

Eccostock GT-22 is a dielectric syntactic foam for microwave transmission-line and antenna applications. The light-weight (22 pounds per cubic foot) material has a dielectric constant of 1.46 and a loss tangent of 0.006. It has good dimensional stability, will not cold-flow,



and can be machined with automatic screw machines. Water absorption is less than 1% after 16 hours immersion at 1,500 psi. A 1-inch-thick sheet of Eccostock GT-22 1 foot square is priced at \$65. Although the company is working on materials with dielectric constants as low as 1.2, these compositions are not yet available.

Emerson and Cuming Inc., Canton, Mass. 02021. Phone (617) 828-3300 [478]

Electronics/January 20, 1977



24 GHz

-30 dBm sensitivity, FM tolerance standard

Just those three features alone put Systron-Donner's new Model 6054B Microwave Counter in a class by itself! But there's lots more . . .


- **Coverage:** 0.02 to 24 GHz in one band with one connector input.
- **Sensitivity:** -30 dBm to 10 GHz; -25 dBm to 18 GHz; -20 dBm to 24 GHz.
- **Dynamic range:** No dead zone! Operative over the complete range up to +30 dBm (1 watt).
- **Protection:** Flashing LED's provide early warning of pending overload.
- **FM tolerance:** Full channel loading and heavily modulated signals with rates up to 10 MHz are measured easily.
- **Models:** If you don't need 24 GHz coverage, S-D also offers 1.25, 4.5, 6.5 and 18 GHz automatic counters.
- **Information:** Call Scientific Devices or contact S-D at 10 Systron Drive, Concord, CA 94518. Phone (415) 676-5000. Overseas, contact Systron-Donner in Munich; Leamington Spa, U.K.; Paris (Le Port Marly); Melbourne.

SYSTRON  DONNER

Circle 151 on reader service card

The Answer Book. It makes your job easier. \$25.

Who makes what? Over 4000 products, 6000 manufacturers with their local contacts, directory of trade names and catalogs, inquiry "bingo" card for 5-second ordering of current catalogs.



Electronics Buyers' Guide
1224 Ave. of the Americas
New York, N.Y. 10020

Yes, send me a copy of The Answer Book. I've enclosed \$25 (USA and Canada only, elsewhere send \$35). Full money back guarantee if returned within 10 days.

Name _____

Company _____

Street _____

City _____

State _____

Zip _____

Introducing the Son of "Microprocessors"

Second and third generation microprocessor technology is here, and covered in this new 200 page book "Applying Microprocessors", which picks up where its best-selling predecessor, "Microprocessors", left off. Includes 26 detailed applications from data networks to video games. Indispensable. A *must* for every electronics engineer.



Since the publication of "Microprocessors" only one year ago, enough has happened in the microprocessor revolution to fill a book. That book has just been published.

"Applying microprocessors" is expected to surpass the first book's record sales—over 20,000 copies, now in the fourth printing. The new book completes the engineer's transition from the old methods of electronic design to the new world of microprocessor engineering. The book contains the up-to-date and ready-to-use information that every designer needs to know about the new technology:

Part 1: The hardware. Microprocessors and peripheral devices. Overview of what's available to designers. Descriptions of the latest generation from on-chip devices with erasable memory to 16-bit minicomputer-like devices.

Part 2: Programming and prototype design. Surveys of available software and systems (including in-circuit emulation techniques). Computer-programming approach

to design contrasted with hardware-oriented approach.

Part 3: Actual applications. How the microprocessor is fulfilling the most optimistic hopes for its potential. Detailed descriptions of the ways today's devices already control all types of systems.

The new book focuses on actual applications, with specific how-to-do-it information on 26 applications of the new technology, including . . .

- data networks
- engine temperature monitors
- radar coordinate converters
- teleprinters
- telephone systems
- oscilloscopes
- blood analyzers
- cash registers
- video games
- weighing systems
- analog data processing
- data acquisition systems

No-risk trial offer

To prove the importance of this book to every engineer, the publishers are making a ten-day trial offer. You must be completely satisfied that the book fulfills its promise or your money will be refunded.

Electronics Book Series
P.O. Box 669 Hightstown, N.J. 08520

Send me _____ copies of "Applying Microprocessors" at \$9.95 per copy.

I must be fully satisfied or you will refund full payment if the book is returned after 10 days free trial examination.

Payment enclosed
 Bill firm
 Bill me

Credit Cards Charge My Book To

<input type="checkbox"/> American Express	<input type="checkbox"/> Master Charge	Acct. No. _____
<input type="checkbox"/> Diners Club	<input type="checkbox"/> BankAmericard	_____
Date Card Expires _____	Interbank No. _____	

1st No's. above name on Mastercharge only.

Name _____ Title _____

Company _____

Street _____

City _____ State _____ Zip _____

Signature _____

New literature

Voltage regulators. A comprehensive 202-page handbook that describes the theory and practical application of integrated-circuit voltage regulators can be ordered from Motorola Semiconductor Products Inc., Literature Distribution Center BB100, P.O. Box 20924, Phoenix, Ariz. 85036. Among the topics covered by the handbook are transistor selection, heatsinking, basic regulator theory, reliability considerations, and troubleshooting. The handbook also includes recommended circuit configurations and design examples. The single-copy price of the Voltage Regulator Handbook is \$2.50. Circle reader service number 421.

Radiation testing. A 26-page publication entitled "Guidelines for Radiation Effects Testing" provides the reader with the information and procedures necessary to perform radiation tests on electronic components, circuits, and subassemblies. The document includes suggestions for facility selection, dosimetry techniques, and instrumentation selection. Copies are available from IRT Corp., Box 80817, San Diego, Calif. 92138 [422]

Semiconductors. The line of hybrid and discrete semiconductor devices made by TRW RF Semiconductors is described in a 12-page catalog that can be obtained by writing to the company at 14520 Aviation Blvd., Lawndale, Calif. 90260. The catalog includes devices that operate from 1 megahertz to 4 gigahertz, and handle power levels from microwatts to kilowatts. [423]

Direct-acting recorders. A 56-page comprehensive catalog from General Electric describes the company's line of direct-acting strip-chart recorders used for measuring voltage, current, power, reactive power, frequency, and power factor. Included in the catalog (No. GEP-352B) are applications guidelines, model descriptions, specifications, dimensions, external wiring diagrams, and prices. Copies are offered by the General Electric Co., One River Rd., Schenectady, N.Y. 12345 [424]



salon international des composants electroniques 77

International Electronic Components Show

March 31 to April 6, 1977, Paris

The world's first electronic event in 1977



- Electronic Components
- Measuring Instruments
- Materials and Products
- Equipment and Methods
- Press and Publications

The electronic meeting point of the world
An ever increasing number of visitors:

1974 :	57000	} permanent-cards
1975 :	61000	
1976 :	72000	

Concurrently:

THE INTERNATIONAL SYMPOSIUM "ELECTRONIC + 5"
from March 28 to April 1.

Yes, I would like to receive more information on:

- The International Electronic Components Show
- The Special travel arrangements to these events
- The Symposium "Electronic + 5"

Name _____

Company _____

Address _____

City _____

State _____

Zip _____

"INTERNATIONAL TRADE SHOWS IN FRANCE"
1350 Avenue of the Americas New York, N.Y. 10019
☎ (212) 582-4960 - ☎ 237 757 Fren Ur

Classified section FOR ENGINEERING/TECHNICAL EMPLOYMENT OPPORTUNITIES

CLASSIFIED SALES REPRESENTATIVES

Atlanta ... Joe Lane ... 404/892-2868
 Boston ... Holt Buchanan ... 617/262-1160
 Chicago ... Bill Higgins ... 312/751-3733

Cleveland ... Mac Huestis ... 216/781-7000
 Dallas ... Paul Reiss ... 214/742-1747
 Denver ... Shirley Klotz ... 303/837-1010
 Detroit ... Mac Huestis ... 313/873-7410

Houston ... Paul Reiss ... 713/659-8381
 Los Angeles ... Stan Kassir ... 213/487-1160
 New York ... Dave Hawkisby ... 212/997-3594
 Philadelphia ... Dan Ferro ... 215/568-6161

Pittsburgh ... Dan Ferro ... 412/391-1314
 San Francisco ... M.E. Kenny ... 415/362-4600
 Stamford ... Holt Buchanan ... 203/359-2860
 XEROX 100 TELECOPIER ... 212/997-6800

GTE LENKURT, on The San Francisco Peninsula, is a leading supplier of microwave, multiplex, carrier and data transmission systems to the U.S. common carrier communications industry.

Microwave Development Engineer

Immediate opportunity exists for an experienced Engineer for development work in microwave devices in the 2 to 13 GHz frequency range. Applicants should be familiar with design of passive networks, such as filters, couplers, attenuators, and with design of active devices using IMPATT or Gunn diodes, GaAsFETs, and bipolar transistors.

Thick film design experience desirable. BS or MS with 7-8 years experience required.

PCM & Data Development Engineer

Immediate opportunity exists for an Engineer with 3-5 years experience in analog and digital circuit design for development of Voiceband Data Communications and Digital Data Systems. BSEE required.

Extremely attractive benefits including a new salary structure!. Send detailed resume to Dean E. Hammer, Professional Employment, GTE LENKURT, 1105 County Road, San Carlos, CA 94070. An equal opportunity employer.

GTE LENKURT

COMPUTER HARDWARE ENGINEER

The Computer Science Department at the University of Rochester has a staff position available for a computer hardware engineer. The job involves both the design and construction of interfaces to state of the art peripherals and the maintenance of existing facilities.

This position presents an unusual opportunity for the right person to acquire valuable experience in an exciting new academic department and to grow with a rapidly expanding computer science research facility. Salary: to 15K.

Contact Paul D. Rovner, Computer Science Dept.
 University of Rochester, Rochester,
 N.Y. 14627
 Equal Opportunity Employer M/F

Well-established exporter in metropolitan New York area offers challenging career opportunities:

BUYER

Sharp-eyed, price competitive, experienced OEM components Buyer. Strong semiconductor experience useful. You will provide support for 10 sales people.

EXPORT SALES

Experience in export sales necessary for this management opportunity. Required are: one or more languages, in addition to fluent English; market research orientation, with ability to seek out and evaluate export markets; familiarity with electronic industry.

Salaries open, profit incentives and fringe benefits. Send resume, indicating job preference and salary history, in confidence, to:

**BOX E 532
 810 7th Ave., New York, N.Y. 10019**

An Equal Opportunity Employer M/F

Non-Impact Printer Specialists

Join in an exciting new thrust into advanced technology!

Computer peripherals, the nation's leading band-printer manufacturer, is engaged in advanced development programs which are extending the state-of-the-art in non-impact printers. Our vigorous growth has created immediate opportunities in our Ink Jet and Electrophotographic programs for Program Managers, Project Engineers, and design and development specialists in a variety of disciplines. An advanced degree in engineering or physics or a Bachelor's degree with equivalent advanced experience is required, plus the creative ability to develop new directions in non-impact printer technology. Talk with us about growth, and unparalleled creative latitude. Your resume and salary requirement will be reviewed in confidence. Please write Mr. Bob Brown,

Computer Peripherals, Incorporated

1480 N. Rochester Rd. E-2
 Rochester, Michigan 48063
 1-313-651-8810

Affirmative Action Employer M/F



THIS SPACE AVAILABLE. ONLY \$230.

Your recruitment advertising in this five inch space will cost you only \$46 per inch, or \$230.

You'll reach over 68,000 domestic engineers and technical people, as they're reading to combat job obsolescence, while they're thinking about their future and bettering themselves.

There's no charge for typesetting and free layout service is provided. For more information, call or write:

Electronics

Post Office Box 900
 New York, N.Y. 10020
 Phone: 212/997-2556

Computer

SENIOR ELECTRONIC ENGINEER

Sycor, Inc., a dynamic young company, a leading manufacturer of intelligent terminals and one of the fastest growing companies in the computer industry, is seeking an experienced Senior Electronic Engineer.

You'll need a minimum of 5 years' background in mini/microcomputer design with strong experience in architecture, design, development and debugging of micro/mini's; plus design memory architecture in bubble memory. Bipolar MOS technology knowledge with 4 bit slice experience is a plus.

We are looking for a computer technologist who is interested in getting things done. A software background would be a valuable addition. BSEE is required, MS preferred.

Please send your resume with salary history to:

Copi R. Jindal, PhD.

Manager, Professional Employment
Sycor, Inc., 100 Phoenix Drive
Ann Arbor, Michigan 48104
(313) 995-1156

As an Equal Opportunity and Affirmative Action Employer
Sycor, Inc., Urges Females and Members of
Minority Groups to Apply

Sycor, Inc.

An Intelligent Idea

ENGINEERS

Computer Peripherals' pace-setting growth, coupled with a market demand for new, advanced-technology products has spurred a major expansion program. We have immediate openings for:

MICROPROCESS ENGINEER

Candidate will have responsibility for hardware/software design and implementation of Microprocessor techniques to peripheral computer controller devices. Applicants for this position must demonstrate experience in:

- * Design and implementation of microprocessor controllers
- * TTL Logic Designs on peripheral equipment
- * Intel 8080 Microprocessor family or equivalent

The above position requires a BS with a MS preferred.

ELECTRICAL PROJECT ENGINEER

Outstanding growth opportunities exist in creative line printer development group for imaginative & creative project leader. Experience should include vibration, stress, structural, dynamic & thermal analysis of electro-mechanical equipment. Responsibility will also include product definition & generation of product specification. BSME required. MSEE preferred with 5 years experience on business equipment or related field. Supervisory experience with engineers & technicians essential.

MECHANICAL PROJECT ENGINEER

Experience will include knowledge of microprocessor technology, power supplies, power drive circuitry. Experience directing efforts of other engineers plus technicians is essential. Minimum qualifications are BSEE & 5 years experience in business equipment or related field. Experience should also include budgeting, scheduling of tasks & writing of proposals & specifications. We offer competitive salaries & benefits & outstanding growth potential. Please send resume & salary requirements to: Mr. Bob Brown

COMPUTER PERIPHERALS, INC.

1480 N. Rochester Road Box E2
Rochester, Michigan 48063
1-313-651-8810



An Affirmative Action Employer M/F

Electro-optics, Optomechanics, Infrared, Laser, Computer Hardware Development, Radar

The professionals: EEs, physicists

The tasks: advanced and conceptual design; electro-optical sensor analysis; performance analysis; advanced image and signal processing; stabilization/tracking analysis; systems design, including space-based programs; circuit design that uses MOS or bipolar; design of CCDs and microprocessor/microcomputer techniques.

The professionals: EEs, physicists, MEs

The tasks: device development; high-energy-laser alignment-control systems; servos; precision gimbals and mechanisms.

The professionals: EEs

The tasks: computer-controlled test equipment and system integration and checkout, including systems design and application.

The professionals: radar circuit designers

The tasks: analog or digital circuit design and development; radar transmitters; RF subsystems—all using RF power-amplifier components/subsystems, modulators, high-voltage power processing, and control/protection circuits and techniques.

The professionals: radar systems engineers

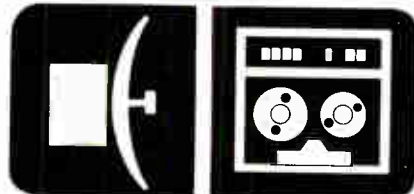
The tasks: systems design using Fourier analysis, pattern recognition, and radar signal processing using digital techniques.

Degree from an accredited institution required. Please send resume to: Professional Employment, Hughes Aircraft Company, 11940 West Jefferson Blvd., Culver City, CA 90230.

HUGHES

HUGHES AIRCRAFT COMPANY
AEROSPACE GROUP

US citizenship required
Equal opportunity M/F/HC employer



HARDWARE DESIGN & DEVELOPMENT

These are long term career opportunities involving a series of major products, ongoing and upcoming in one of the most highly respected electronic design and development organizations in the industry

Signal Processing Design Engineers

This position requires a BSEE or equivalent plus 8-15 years' diversified experience in DIGITAL LOGIC DESIGN with emphasis on SIGNAL PROCESSING techniques. Your background should include leadership responsibility in the development of complex equipment design, and a thorough knowledge of DIGITAL HARDWARE. You should have recent experience in one or more of the following disciplines: RADAR PRINCIPLES, TIMING CODING, DECODING, FORMATTING, DATA TRANSFER and CONTROL LOGIC including Worst Case Analysis

Digital Design Engineers

You will need a BSEE or technical degree in a related area plus 3-7 years' experience in GENERAL PURPOSE LOGIC DESIGN using high speed integrated circuit logic devices and familiarity with state-of-the-art digital devices, and computer aided design techniques. You should also have experience in DIGITAL CIRCUIT DESIGN, including A/D and D/A Converters and Worst Case Design

Microwave Design Engineers

You will be responsible for conceptual definition, design, and development of microwave circuits and components necessary in the DESIGN OF ANTENNAS including PHASED-ARRAYS. Knowledge of advanced techniques in computer applications for analysis and control is essential

If you meet the qualifications for one or more of these disciplines, we would like to arrange a personal meeting with one or more of our client's senior engineers or department heads. Please send your resume, including salary history, in confidence to LRK ASSOCIATES, 6845 Elm Street, (EL-01), McLean, Virginia 22101. U.S. CITIZENSHIP REQUIRED. Representing an Equal Opportunity Employer M/F/H

LRK
ASSOCIATES

VIDEO ENGINEER DESIGNER

Submit letter describing abilities and knowledge in circuit design of surveillance cameras, monitors. Growing young manufacturing company. Good benefits.

Visualtek
1610 - 26th Street
Santa Monica, Ca. 90404
Attn: Personnel

BIOMEDICAL PRODUCT SPECIALISTS

Our clients have numerous openings for qualified and experienced individuals in Technical, Marketing and Managerial positions nationwide. Send resume in confidence to:

HEALTH INDUSTRY CONSULTANTS
P.O. Box 2634, Evergreen, Colorado 80439
or call 303: 674-4696

We have been placing graduate ENGINEERS

in FEE-PAID positions THROUGHOUT THE U.S. since '59. Over 1,000 client companies. We are graduate engineers working full-time for you. Send resume & salary history today or request confidential application.

ATOMIC PERSONNEL, INC.

Suite L, 1518 Walnut St., Phila., Pa. 19102
An Employment Agency
For All Technical Fields

POSITION WANTED

Electronic Technical/Engineering Aide—8 years experience radars and CPU's. 4 years weapons system design. 12-15K. Interested in relocation. PW-3760. Electronics.

RATES \$46 per advertising inch (7/8"). Commissionable.
SIZES 7/8" to 10" deep in widths of one column (1 3/8"), two (3 3/8"), three (5 1/8"), and four (7").

CLOSING Two weeks prior to mailing.

MAILING One week prior to issue date.

ISSUE DATE Every other Thursday.

AD ORDERS/BOX NUMBER ANSWERS Send to Electronics.
Post Office Box 900, New York, N.Y. 10020.

PROGRAM MANAGER

Microelectronics

Commercially oriented Fortune 500 client has retained our firm to select highly successful Engineering Manager. Will plan & direct high priority State-of-the-Art product development efforts and establish dollar & manpower & performance goals. Individual selected will be highly skilled executive with experience in discrete, I/C, & hybrid technologies. Successful candidate should also possess entrepreneurial attitude, high energy level & excellent administrative capabilities. Opportunity will provide extensive visibility & interface at various corporate levels. Salary range 40-45K.

Immediate inquiries encouraged & held in strictest confidence. Reply to K.L. Armstrong, 408/255-7400.

GARY NELSON ASSOCIATES
Executive Search
10050 N. Wolfe Road
Cupertino, CA 95014

POSITION VACANT

Junior-senior Engineering Technology program expects to have positions open in 1977. Seeking persons with electronics backgrounds with some work in microprocessors and possibly communications or controls. Industrial experience a necessity; teaching experience helpful; P.E. license preferred. ECPD accredited program. Contact Division of Engineering Technology, VPI&SU, Blacksburg, VA 24061. An Equal Opportunity/Affirmative Action Employer

Electronics Engineers—All Disciplines, Microwave, Analog, Digital, Circuitry, Instrumentation and Controls, openings nationwide for design, applications and sales. \$14-40K. Fee Paid. Write, in confidence, to Mr. C. Robin, P.E., Dunhill Tech Search, 182 Forbes Road, Braintree, MA 02184, 617-848-6320.

Electronics Professor. Electronic theory and application teaching position. MS required. Industrial experience desired. Write Dr. Wendell L. Swanson, Chairman, Dept. of Ind. Tech., Western Illinois University, Macomb, Ill. 61455. An Equal Opportunity and Affirmative Action Employer.

EMPLOYMENT SERVICE

Job Hunters Guide & Directory of 600 Firms. Details on job sources, resumes, taxes, etc. \$6.00 (US) + \$5.00 P&H. Foreign—add \$2.00. Friar Books, Dept EL 8956 E Ardendale, San Gabriel, CA 91775.

MONEY. How To Make It And Manage It In 1977. SUCCESSFULLY.

Let the experts help you make the key decisions in 1977. The personal investment and financial decisions that can save you money today and affect your well being and security for years to come.

Successful Personal Money Management. Here in one book is the most practical, ready-to-use advice for better personal financial planning now available, whatever your income level.

Unlike other money management guides, *Successful Personal Money Management*

- gives you expert advice on ways to plan your financial future
- shows you how to do the job
- provides the working tools to do it yourself successfully

Each chapter contains valuable worksheets, charts or tables for preparing **an always current profile of your assets and liabilities**. They'll help you estimate how much it will cost to put your children through college starting in 1977, 1978 or even 1985.

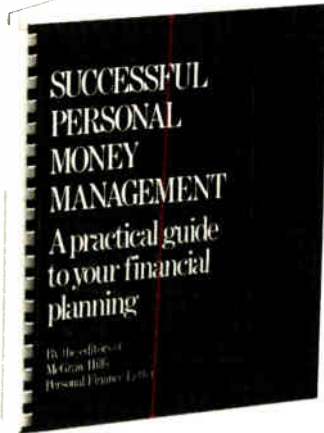
You'll be able to do a personal cash flow. To calculate how much you'll need each month when you retire. How best to reduce your tax burden now and in the future. How to provide for your family after your death.

The worksheets and tables alone can save you hundreds of dollars! Lawyers, accountants, personal financial consultants and estate planners usually charge by the hour. By doing the preliminary work yourself, you can save hefty fees.

Here is a book aimed directly at 1977 and beyond. With an overview of the economy as President Carter assumes office. Specific, quarter-by-quarter projections of key economic indicators such as GNP, prices and wages, production, money and interest rates, personal income and savings. And, a concise analysis of the **Tax Reform Act of 1976**, a law with far reaching consequences for every aspect of your financial future.

Successful Personal Money Management is written by a team of specialists, the editors of McGraw-Hill's **Personal Finance Letter**. To bring you the broadest possible range of informed opinion, they quote experts in the fields of **investment, taxes, real estate, insurance, retirement and estate planning**. And, they present their case in clear, readable language. So you don't have to be

Electronics/January 20, 1977



a tax lawyer or an MBA to understand what they're talking about. If you wish, go directly to the sources. They're identified by name.

The authors guide you through the shifting waters of today's stock and bond markets with far sighted portfolio strategies for conservative, moderate and high risk investors. Will the stock market go up or down in 1977 and by how much? Read the startling predictions of some of the country's top analysts. They pinpoint the stocks they believe will perform most dramatically—by specific groups and individual companies, not in broad generalities.

You'll get the inside story on real estate. What's hot, based on demographics, interest rates and other vital factors. You'll learn what to look for and what to keep away from in apartment buildings, commercial and agricultural properties.

A vital chapter on insurance will show you how to evaluate and update every type of policy—life, disability, home and auto—in terms of your family's current needs and inflation.

You'll learn how to plan realistically for retirement. Where to live. And, how to calculate the costs now. You'll become familiar with pensions, profit sharing, annuities, Keogh and IRA Plans, and social security benefits. And, receive valuable information on estate planning, as well as an annual worksheet to help you keep your plan up-to-date.

Successful Personal Money Management contains a glossary of financial terms. And, a permanent file for all your personal financial records, easily detachable for safe keeping. The big, 8½ x 11 book, is handsomely packaged with a sturdy cover and a convenient comb-binding for ease in handling.

A Macmillan Book Club main selection. Must reading for everyone concerned about his or her financial future. *Successful Personal Money Management* is the up-to-date personal financial guide for 1977. And our special pre-publication offer makes it even more attractive!

Order Now—Save \$3.00! *Successful Personal Money Management* is scheduled to be off press at the end of January, 1977. If you order now, it's yours at a special pre-publication price of **\$16.95**—a \$3.00 savings over the official publication price of \$19.95. Allow 4 to 6 weeks for delivery.

All pre-publication orders must be mailed by February 15, 1977.

Use the coupon below to order your copy or copies today.

SEND McGraw-Hill's Personal Finance Letter
ORDER TO: 43rd Floor, 1221 Ave. of Americas, N.Y., N.Y. 10020

YES, send me _____ copies of *Successful Personal Money Management* at only \$16.95 each (a \$3.00 savings). I understand I may examine it for 10 days and if not completely satisfied, return for a full refund. Orders must be postmarked by Feb. 15, 1977.

Payment enclosed Please charge my

BankAmericard Master Charge American Express

Card # _____ Expiration Date _____

Interbank # (Master Chg. only) _____

Signature _____

Name _____

Address _____

City _____ State _____ Zip _____

Books available Jan. 31, 1977. Allow 4 to 6 weeks for delivery.

Also available in bookstores at \$19.95 retail.



Electronics 1/20/77

Abbott Transistor Labs Inc.	6	‡	General Electric Instrument Rental Division	118	Scientific Atlanta Optima Division	18
Adret Electronique	115	■	Gould Inc.	13	Scientific Microsystems	2
Advanced Micro Devices	10,11		Grinnell Systems	27	• SDSA	153
• AEG Telefunken	17E	■	Hewlett-Packard	1,111	• S.E. Labs. (EMI) Ltd.	7E
■ Airpax Electronics Inc.	37		Hitachi, Ltd.	129	• Sfernice	8E
American Microsystems Inc.	46-47		Infotek Systems	138	• Siemens A.G. Munich	52
AMF/Potter & Brumfield	127		Intel Corporation	9	Signetix Corporation Division of U.S. Philips	130,131,133,135,137 139,140,141,142,143
■ AMP Incorporated	58-59	■	International Rectifier Corp., Semi. Div.	145	Spectronics Inc	126
Ansley Electronics Corp.	15		ITT Cannon	10E	Sprague Electric Company	14
AP Products Incorporated	125	■	Kepco Inc.	5	Synertek	77
Associated Electronics	135		Micro Power Systems	71	Systron Donner Concord Instrument	151
Bell & Howell Company CEC Division	137		Mostek Corp.	22,23	Systron-Donner-Data Products Div.	97
B & K Precision Division Dynascan Corporation	159	■	Motorola Semiconductor Products Inc.	74,75,28,29	■ Tektronix Inc.	35
■ Bourns Inc.	2nd cover	‡	National Semiconductor Corporation	44,45	Teledyne Relays	17
Buckeye Stamping Company	131	‡	NEC America, Inc., Electron Devices Div.	24	Telonic Altair	125
Byte Publications Inc.	141	‡	Nec Microcomputer Inc.	57	Texas Instruments Calculator	60,61
■ Clairex Corporation	4th cover	•	Perlec-Ped	60,61	• TRW/UTC Transformer	118
Coherent Radiation	123	•	Philips Elcoma	4E,11E	• Ultra Electronics Components Ltd.	12E
• Communication Associates Inc.	24	•	Philips Industries	14E, 15E	United Systems Corp. a Sub of Monsanto Co.	137
Continental Rentals	8	•	Philips Test & Measuring Instruments	2E,3E	United Technologies, Norden Division	78
Crown Industrial	20	■	Phoenix Data Inc.	136	Vectron Laboratories	133
Delco Electronics Division General Motors Corporation	100	■	Piezo Technology Inc.	144	Victor/Systems Components	117
Delta Air Lines	8		Plessey Microsystems	121	‡ Wabash Electronics	51
■ Dialight Corporation	134	■	Powermate	126	Wakefield Engineering Inc.	3rd cover
Digital Equipment Corporation (OEM)	62-63		Precision Monolithic Inc.	7	• Wandel und Goltermann	57
ECD Corporation	68		Process Computer Systems, Inc.	67	■ Wavetek Indiana Inc.	51
■ E&L Instruments Inc.	120		Pro-Log Corporation	30	• Wilmot Breedon Electronics Ltd	19E
Electronic Development Corp.	139		Quay Corporation	70	Wima Westermann	16
Electrol	64	•	Racal Thermionic Ltd.	9E	Classified and employment advertising F. J. Eberle, Manager 212-997-2557	
Electro Scientific Industries	54		Ramtek	21	Atomic Personnel Inc.	156
Electronic Memories & Magnetics	39,41,43		Raytheon Semiconductor	48	Computer Peripherals Inc.	154,155
Emerson & Cuming Inc.	42		Refac Electronics	147	GTE LenKurt	154
‡ Ferroxcube Corp.	52		Reticon Corporation	73	Health Industry Consultants	156
Figaro Engineering Inc.	140		T.L. Robinson Company Inc.	140	Hughes Aircraft Co.	155
■ John Fluke Mfg. Co.	80		Rogers Corporation	138	LRK	156
General Electric Semiconductor Products Department	19	•	Rohde & Schwarz	1E	Nelson, Gary Associates	156
					Rochester, Univ of	154
					Sycor Inc.	155
					Visualtek	156
					■ For more information of complete product line see advertisement in the latest Electronics Buyers Guide	
					• Advertisers in Electronics International	
					‡ Advertisers in Electronics domestic edition	

LEGAL NOTICE

U.S. POSTAL SERVICE
STATEMENT OF OWNERSHIP, MANAGEMENT
AND CIRCULATION

(Act of August 12, 1970; Section 3685, Title 39,
United States Code)

1. Title of Publication: Electronics
2. Date of filing: 10/1/76
3. Frequency of issue: Bi-weekly
4. Annual subscription price: \$12.00
5. Location of known office of publication: 1221 Avenue of the Americas, New York, New York 10020
6. Location of the headquarters or general business offices of the publishers: 1221 Avenue of the Americas, New York, New York 10020
7. Names and addresses of publisher, editor and managing editor: Daniel A. McMillan, III—1221 Avenue of the Americas, New York, New York 10020/Kemp Anderson/Sam Weber
8. The owner is McGraw-Hill, Inc., 1221 Avenue of the Americas, New York, NY 10020. Stockholders holding 1% or more of stock are: Donald C. McGraw, Jr.; Harold W. McGraw, Jr.; John L. McGraw; William H. McGraw; June McGraw McBroom; Elizabeth McGraw Webster; all of 1221 Avenue of the Americas, New York, NY 10020; Eye & Co. c/o State Street Bank & Trust Co., P.O. Box 5006, Boston, MA 02101; Sabat & Co. c/o Savings Banks Trust Co., 200 Park Avenue, New York, NY 10017; Batrus & Co. c/o Bankers Trust Co., P.O. Box 706, New York, NY 10015; Ronis & Co. c/o Bankers Trust Co., P.O. Box 704, Church Street Station, New York, NY 10008; Sior & Co. c/o Bankers Trust Co., 16 Wall Street, New York, NY 10015; Myers & Co. c/o State Street Bank & Trust Co., P.O. Box 5006, Boston, Mass. 02101; American National Insurance Company, P.O. Box 2664, Church Street Station, New York, NY 10008
9. Known bondholders, mortgages, and other security holders owning or holding 1 percent or more of total amount of bonds, mortgages or other securities: None.
10. Permission requested.
11. Not applicable
12. Extent and nature of circulation:

	Average No. Copies Each Issue During Preceding 12 Months	Actual Number of Copies Of Single Issue Published Nearest To Filing Date
A. Total No. Copies Printed (Net Press Run)	93,724	100,692
B. Paid Circulation		
1. Sales through dealers and carriers, street vendors and counter sales.....		
2. Mail subscriptions.....	88,665	90,304
C. Total Paid Circulation.....	88,665	90,304
D. Free distribution by mail, carrier or other means.		
1. Samples, complimentary and other free copies.....	3,796	9,017
E. Total Distribution (Sum of C and D).....	92,461	99,321
F. Copies Not Distributed		
1. Office use, left-over, unaccounted, spoiled after printing.....	1,263	1,371
2. Returns from news agents.....		
G. Total.....	93,724	100,692

I certify that the statements made by me above are correct and complete.

Electronics
Daniel A. McMillan III
Publisher

Advertising Sales Staff

Advertising sales manager: Paul W. Reiss
1221 Avenue of the Americas, New York, N.Y. 10020
[212] 997-9372

Atlanta, Ga. 30309: Glen N. Dougherty
100 Colony Square, 1175 Peachtree St., N.E.
[404] 892-2868

Boston, Mass. 02116: Frank Mitchell
607 Boylston St.
[617] 262-1160

Chicago, Ill. 60611
645 North Michigan Avenue
Robert W. Bartlett (312) 751-3739
Robert M. Denmead (312) 751-3738

Cleveland, Ohio 44113: William J. Boyle
[716] 586-5040

Dallas, Texas 75201
2001 Bryant Tower, Suite 1070
[214] 742-1747

Denver, Colo. 80203: Harry B. Doyle, Jr.
123 Speer Blvd. #400
[303] 837-1010

Detroit, Michigan 48202: Robert W. Bartlett
1400 Fisher Bldg.
[313] 873-7410

Houston, Texas 77002
601 Jefferson Street, Dresser Tower
[713] CA 4-8381

Los Angeles, Calif. 90010: Robert J. Rielly
Bradley K. Jones, 3200 Wilshire Blvd., South Tower
[213] 487-1160

New York, N.Y. 10020
1221 Avenue of the Americas
Michael J. Stoller
[212] 997-3616

Philadelphia, Pa. 19102
Three Parkway
[212] 997-3617

Pittsburgh, Pa. 15222
4 Gateway Center
[212] 997-3617

Rochester, N.Y. 14534: William J. Boyle
1175 Pittsford-Victor Rd., Pittsford, N.Y.
[716] 586-5040

San Francisco, Calif. 94111: Don Farris
Robert J. Rielly, 425 Battery Street,
[415] 362-4600

Paris: Alain Offergeld
17 Rue-Georges Bizet, 75116 Paris, France
Tel: 720-73-01

Geneva: Alain Offergeld
1 rue du Temple, Geneva, Switzerland
Tel: 32-35-63

United Kingdom & Scandinavia: Robert Ghey
34 Dover Street, London W1
Tel: 01-493-1451

Scandinavia: Andrew Karnig and Assoc.
Kungsholmsgatan 10
112 27 Stockholm, Sweden
Tel: 08 51 68 70 Telex: 179 51

Milan: Luigi Rancati
1 via Baracchini, Italy
Phone 86-90-656

Brussels: Alain Offergeld
23 Chaussee de Wavre
Brussels 1040, Belgium
Tel: 13-73-95

Frankfurt/Main: Fritz Krusebecker
Liebigstrasse 27c, Germany
Phone 72 01 81

Tokyo: Tatsumi Katagiri, McGraw-Hill
Publications Overseas Corporation,
Kasumigaseki Building 2-5, 3-chome,
Kasumigaseki, Chiyoda-Ku, Tokyo, Japan
[581] 98 11

Australasia: Warren E. Ball
IPO Box 5106, Tokyo, Japan

Business Department

Thomas M. Egan,
Production Manager [212] 997-3140

Gayla Black
Production Manager [212] 997-2044

Carol Gallagher
Production Manager International
[212] 997-2045

Dorothy Carter
Production Manager Domestic
[212] 997-2908

Frances Vallone
Reader Service Manager
[212] 997-6057

Electronics Buyers' Guide

H.T. Howland, General Manager
[212] 997-6642

Regina Hora, Directory Manager
[212] 997-2544

Gayla Black, Production Manager
[212] 997-2044

Classified and Employment Advertising

Frank Eberle, Manager
[212] 997-2557

**NEW
AUTOMATIC
IN-CIRCUIT
SEMICONDUCTOR
TESTING
AND LEAD
IDENTIFICATION**



for
all bipolar transistors
(including hard-to-
check Darlington's),
FET's, SCR's,
diodes.

**Model 520B
Semiconductor Tester
\$160.00**

New HI/LO power drive circuitry permits accurate testing of even more transistors and other semiconductors in circuits with shunt resistance as low as 10 ohms and shunt capacitance up to 15 μ F. New low power drive automatically identifies base, emitter and collector leads, in or out of circuit.

Test takes 9 seconds or less. Audio tone and LED's indicate GOOD/BAD, NPN-OK or PNP-OK.

Ideal for production line, inspection, and field service applications.

Contact your local distributor for a demonstration or write for detailed brochure.

BK PRECISION
PRODUCTS OF DYNASCAN

6460 West Cortland Avenue
Chicago, Illinois 60635 - 312/889-9087

In Canada: Atlas Electronics, Toronto

Help your
Heart...
Help your
Heart Fund
American Heart Association



ELECTRONICS ARTICLES AVAILABLE IN REPRINT

No of
copies
wanted

New reprints

- _____ R-526 How reliable are today's components 16 pp \$3.00
- _____ R-524 Special report on bipolar large-scale integration 12 pp \$3.00
- _____ R-522 Special report on power semi-conductors 12 pp \$3.00
- _____ R-514 Eight ways to better radio receiver design 6 pp \$3.00
- _____ R-512 Design of circuits for dangerous environments 4 pp \$3.00
- _____ R-510 Bipolar integration advances with ¹²L microprocessor 8 pp \$2.00
- _____ R-508 Designing microprocessors with standard-logic devices 12 pp \$3.00
- _____ R-506 The case for component burn-in 7 pp \$2.00

Charts

- _____ R-516 Electronic symbols (chart) \$2.00
- _____ R-211 Electromagnetic spectrum (16-page report and chart) \$4.00
- _____ R-326 Optical spectrum (6-page report and chart) \$3.00

Books

- _____ R-520 Microprocessors—Electronics Book Series \$8.95
- _____ R-031 Circuit Designer's Casebook 182 pp (U.S. only) \$5.50
- _____ Circuit Designer's Casebook (foreign) \$12.00

Other Reprints

- _____ R-434 Designing automated systems with the new standard interface 12 pp \$3.00
- _____ R-432 An update on communications satellites 8 pp \$2.00
- _____ R-430 Choosing the right bipolar transistor model for computer-aided design 20 pp \$3.00
- _____ R-428 Designing with low-cost lasers 6 pp \$2.00
- _____ R-518 Special issue—productivity \$4.00
- _____ R-426 Special issue—technology update 1974 \$4.00
- _____ R-424 Microprocessor applications 28 pp \$3.00
- _____ R-422 A microprogrammable mini-computer 8 pp \$2.00
- _____ R-420 Computerized text-editing and typesetting 8 pp \$2.00
- _____ R-418 Computer analyses of rf circuits 8 pp \$2.00
- _____ R-416 Optical waveguides look brighter 8 pp \$2.00
- _____ R-414 The ion-implanted n-channel process 6 pp \$2.00
- _____ R-412 Liquid cooling of power semi-conductors 6 pp \$2.00
- _____ R-410 Special report on passive components 16 pp \$3.00
- _____ R-408 Bringing sight to the blind 8 pp \$2.00
- _____ R-406 Designing with the new logic, C-MOS and bipolar 16 pp \$3.00
- _____ R-328 Special issue—pervasiveness of electronics \$2.00

Payment must accompany your order

Make check or money order payable to Electronics Reprints. All orders are shipped prepaid by parcel post. Allow two to three weeks for delivery.

Back issues now available: 1960 to 1969, \$5.00 each; 1970 to 1973, \$3.00 each; 1974 to 1975, \$4.00 each

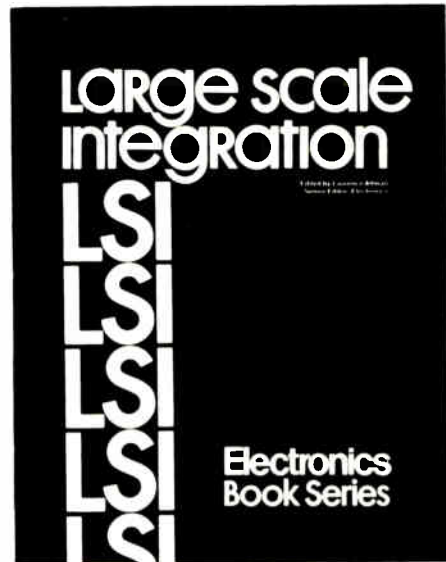
USE THIS PAGE AS YOUR ORDER FORM

Cost of orders \$ _____
Plus 10% handling charge \$ _____
TOTAL AMOUNT ENCLOSED \$ _____

Mail your order to:
Janice Austin
ELECTRONICS REPRINTS
P.O. Box 669
Hightstown, N.J. 08520

SEND REPRINTS TO

Name _____
Company _____ Dept. _____
Street _____
City _____ State _____ Zip _____



The Electronics Book Series offers you a handbook on the current and revolutionary impact of LSI on digital design. This 220-page book presents a unique opportunity for circuit designers, systems designers, and engineering managers and supervisors to bring their expertise into line with today's LSI design requirements.

Electronics Book Series
PO Box 669, Hightstown, N.J. 08520

Send me _____ copies of "Large Scale Integration" at \$9.95 per copy.

I must be fully satisfied or you will refund full payment if the books are returned after ten day trial examination.

Payment enclosed Bill firm Bill me

Credit Cards Charge My Book To

American Express Master Charge
 Diners Club BankAmericard

Acct. No. _____
Date Card Expires _____
Interbank No. _____
1st No's. above name on Mastercharge only.

Name _____
Title _____
Company _____
Street _____
City _____
State _____ Zip _____
Signature _____

Electronics IS THE SOURCE FOR BOOKS.TOO

Put the pressure on...

If you're using compression-type SCR's and diodes, there is a Wakefield mounting clamp that is perfect for your application. Used with a variety of heat sink extrusions, these clamps provide clamping pressures from 800 lbs. to 10,000 lbs., and have mounting spaces from .66 to 8.50 inches ... enough space to accommodate 4 devices.

We have been developing and improving clamps for over 10 years to meet the changing needs of semiconductors. This experience has resulted in significant product advancements.

For example, all Wakefield clamps include a built-in force indicator which gives high accuracy readings of the clamping force. Minimum insulation of .02" conformal epoxy coats the crossbar and studs up to the thread. This coating is rated class B for 40,000 hours at 130°C with specified working voltage of 2500V AC RMS.


Another good thing about these clamps is their price... as low as \$2.24 to \$23.00 in 100 quantity. For full details, send for catalog of our standard clamps available from stock.



WAKEFIELD ENGINEERING INC.

77 AUDUBON ROAD, WAKEFIELD, MA 01880 (617) 245-5900. TWX 710-348-6713

AN **EG&G** COMPANY



Type 9 CdS photoconductive material offers highest stability!

Stability at high temperatures and less light memory than any other CdS material are the chief characteristics of Clairex's Type 9 CdS. It also offers

improved linearity and broader spectral response. Clairex photocells with Type 9 material are available in TO-5, TO-8 and TO-18 packages. If you

have photocell stability problems, try Type 9 material.

Clairex® is the industry's specialist in "light" problems. Tell us your

problem; we'll develop the solution. Call (914) 664-6602 or write Clairex, 560 South Third Avenue, Mount Vernon, New York 10550.

TYPE 9 MATERIAL

- LOW TEMPERATURE ERROR
- LOW LIGHT HISTORY EFFECT
- HIGH LINEARITY
- FAST RESPONSE TIME
- RESISTANCE TOLERANCE AT 2 F1 C. ± 3%
- TEMPERATURE RANGE 50 C to -75 C

TYPE	Sensitive Material	Peak Spectral Response (Angstroms)	Resistance 2 F1 C. (Ohms)	Max. Dark Resistance (See After 2 H. x)	Maximum Voltage Rating (Peak & C.)	Measurement Voltage	Maximum Power (25 C)
CL500M	100	5500	11K	1.15M	1.5V	1.0	0.1 watts
CL700L	9		25K	150.75M	100V	1.0	125 watts
CL900L	0.05		100K	6.75M	100V	1.0	1000 watts

RESPONSE TIME VERSUS LIGHT

Foot Candles	0.1	0.1	1.0	10	100
Rise (Seconds)*	0.5	0.05	0.22	0.07	0.02
Decay (Seconds)**	1.25	0.21	0.07	0.02	0.01

MEASUREMENT DATA • All measurements at 2854 K • Cells light adapted 15 hrs. at 30 ft-c prior to test • Measurement voltage is 0.1 D.C. applied voltage for measuring resistance • All readings made at 25 C ambient

CLAIRESX ELECTRONICS
A DIVISION OF CLAIRESX CORPORATION
560 South Third Avenue, Mount Vernon, N.Y. 10550 • (914) 664-6602

CLAIRESX ELECTRONICS
A Division of Clairex Corporation