

May 27, 1976

**HIGHLIGHTS OF THE NATIONAL COMPUTER CONFERENCE/124**

Can semiconductor makers grab the market for IC converters?/77

16-bit microprocessor chip performs like a minicomputer/99

97232

MATT NEILL  
2516 NE CLACKAMAS  
PORTLAND OR

FOUR DOLLARS A MCGRAW-HILL PUBLICATION

# Electronics®

## **DISTRIBUTING COMPUTER POWER**



# THE SOLUTION TO YOUR NEXT EDP POWER DISTRIBUTION PROBLEM IS RIGHT BEFORE YOUR EYES

You're looking at six products that can solve a lot of problems.

When space is limited, our flat cables are just what you need. Installed in layers, they can follow the contours of almost any enclosure. Break-outs and terminations are easily and quickly made by mechanical means. And they're available in copper or aluminum strip with PVC or Tefzel insulation or as polyester laminated Brand-Rex TAPE CABLE®

A lot of other problems can be solved with our standard round wires and cables — many having dual UL/CSA ratings. They're available with conventional plastics, or irradiated PVC and polyethylene insulations. Brand-Rex has sold millions of feet of these products to leading CPU and peripheral equipment manufacturers around the world. We probably already make an EDP power distribution wire or cable that's just what you need. If we don't, we can design one for you. Just talk to your local Brand-Rex sales-engineer, or write or call Brand-Rex Company, Electronic and Industrial Cable Division, Willimantic, CT 06226. 203/423-7771.

## BRAND-REX

ELECTRONIC & INDUSTRIAL CABLE DIVISION

Other Brand-Rex Divisions:  
Abbott & Co. wiring harnesses  
Nonoluck Manufacturing Co. copper wire  
Pyle-National Co. electrical connectors  
Telecommunications Cable Division  
Teltronics, Inc. telephone equipment and components  
Brand-Rex Ltd. (Scotland) wire and cable

**TAPE CABLE® —  
FLAT CONDUCTOR  
CABLE** — 3 con-  
ductors — 12 AWG.  
polyester insulation  
Available in other  
gauge sizes and  
number of  
conductors


**PVCC® CABLE —  
TEFZEL INSULATED  
SPLIT COPPER  
BUS.** Also available  
with one insulated  
copper strip

**PVCA® CABLE —  
PVC INSULATED  
ALUMINUM STRIP.**  
Available in — 16 to  
20 AWG equivalent  
sizes


**3 CONDUCTOR  
CABLE.** Com-  
ponents: 12 AWG  
stranded, PVC  
insulated conductors

**IRRADIATED PVC  
INSULATED #14  
STRAINED  
CONDUCTOR**

**PVC INSULATED  
#10 AWG  
STRAINED  
CONDUCTOR**



# Test Equipment: Think of it as Money



## US Instrument Rentals Helps you invest it wisely

You wouldn't let money gather dust on your shelves. Why allow unused equipment to languish there?

If some test equipment does sit idle on your shelves, maybe a better way exists to acquire that equipment. You carefully weighed alternative brands of function generators; did you weigh the alternatives of buying, renting or leasing?

To help you make a sound rent/

buy decision, U.S. Instrument Rentals wrote the only comprehensive guide on the topic. It provides an objective framework for decision making, as well as practical case studies. The financial and operational tradeoffs of renting are covered, including cash and credit conservation, obsolescence, tax considerations, maintenance and calibration, and budget stretching.

If, after reading our booklet, you decide to rent, think U.S. Instrument Rentals. The first and only rental company with a computerized inventory quotation system, repair replacements within 48 hours, automatic equipment return reminders, and much more.

Request your free copy now, before an unpredictable economy further shelves your profits.



### Regional Centers

(213) 849-5861      (301) 340-1353  
(415) 592-9230      (201) 381-3500  
(713) 462-6803      (617) 890-4143  
(312) 676-2032      (214) 234-3392  
(216) 475-6647      (714) 752-6851

### Corporate Headquarters

951 Industrial Road  
San Carlos, California 94070



### Please:

Send me without cost or obligation USIR's new guide to cost effective instrumentation acquisition.

NAME \_\_\_\_\_

COMPANY \_\_\_\_\_

ADDRESS \_\_\_\_\_

CITY/STATE \_\_\_\_\_ ZIP \_\_\_\_\_

PHONE \_\_\_\_\_

951 Industrial Rd., San Carlos, CA 94070

# Tennis, hockey, squash, handball, target practice, skeet shooting (all on one chip) anyone?

GI's "six-on-one" TV game chip is fast breaking the TV game wide open.

It's a sure winner. For us, the chip maker. For you, the game maker. For, there's nothing else in the world like it. Not even close to it.


To wit: 4 paddle games and 2 rifle games. All on one chip. With a fast ball and a slow ball. At a steep angle and a shallow angle. With a long paddle and a short paddle.



And the option to use the variables in any combination you like.

There are other options, too, you'll find in no other game chip.

True color. Colored balls that don't change color. Team colors for the paddles. And if you want to play your tennis on grass, just color it green.



More. If you want to give your players a rechargeable battery-powered option, you can give them that, too. The "six-on-one" uses only 30 milliamperes.

As we said, you can't do that with any other game chip.

Scoring is automatically displayed on the screen. External electronics required are minimal. Interfacing is simple, through the antenna.

The "six-on-one" chip is in a standard 28-pin, plastic, dual-in-line package.

But that's about the only thing standard. Everything else about the "six-on-one" makes it exceptional. In TV game chips today, it's the name of the game.

And the name on the game is General Instrument Microelectronics, at 600 West John St., Hicksville, N.Y. 11802, 516-733-3107.

**We help you compete.**

**GENERAL INSTRUMENT CORPORATION  
MICROELECTRONICS**



## 39 Electronics Review

FIBER OPTICS: Navy to test fiber-optic link aboard submarine, 39  
MILITARY: Air Force, Westinghouse radar balances its costs, 40  
Navy seeks ideas for fleet defense in the 1990s, 41  
INDUSTRIAL: Microcomputers cut paper-making costs, 42  
SOLID STATE: I<sup>2</sup>L kits seek to stimulate circuit designers, 42  
NEWS BRIEFS: 44  
IEEE: Rivers emphasizes limit on numbers of engineers, 46  
MICROPROCESSORS: Texas Instruments readies I<sup>2</sup>L microprocessor, 48  
CONSUMER: Broadcast signal sets GE's color automatically, 48

## 61 Electronics International

WEST GERMANY: Solar generator from Telefunken to provide 9 kW, 61  
FRANCE: Sale of ITT, Ericsson units kicks off phone expansion, 62  
AROUND THE WORLD, 63

## 77 Probing the News

COMPONENTS: Can IC houses find a niche in converter market? 77  
CONSUMER: Play's the thing in home-video games, 80  
GOVERNMENT: New CoCom list shows changes, 82  
PEOPLE: New chief seeks to turn Ferranti around, 86  
SATELLITES: Ocean survey bird could be \$2 billion boon, 88

## 91 Technical Articles

COMPUTERS: Distributed processing grows, 91  
SOLID STATE: 16-bit processor performs like minicomputer, 99  
DESIGNER'S CASEBOOK: Pulse generator has rate alarm, 106  
Shift register with feedback produces white noise, 107  
DESIGN: Worksheet generates least-part microprocessor system, 111  
ENGINEER'S NOTEBOOK: Tandem pulse generators vary waveform, 118  
Digital-testing glossary reflects industry usage, 119  
NATIONAL COMPUTER CONFERENCE: Nets, security dominate, 124

## 131 New Products

NATIONAL COMPUTER CONFERENCE PRODUCT PREVIEW:  
Double-density disk and auto-loader make debut, 131  
Formatter shapes up tape signals, 131  
Bipolar microprocessor is heart of minicomputer, 132  
Line monitor catches power glitches, 132  
OCR wand reads alphanumeric characters, 135  
Semiconductor memory boards offer 280-ns access time, 136  
IN THE SPOTLIGHT: Data-acquisition system fits in DIP, 142  
Standard interface simplifies test-system expansion, 145  
MICROPROCESSORS: Calculator chips upgraded for control use, 146  
MATERIALS: Resistor inks withstand high-voltage stress, 155  
INSTRUMENTS: 10-MHz scope has digital store, 162  
SUBASSEMBLIES: C-MOS switches lower converter price, 171

## Departments

Publisher's letter, 4  
Readers' comments, 6  
News update, 8  
Editorial, 10  
People, 14  
Meetings, 30  
Electronics newsletter, 35  
Washington newsletter, 57  
Washington commentary, 58  
International newsletter, 65  
Engineer's newsletter, 123  
New literature, 180

## Highlights

### Cover: Distributed processing grows, 91

Decentralization of computer operations, sparked by technology-induced reductions in systems cost, is a fast-growing approach to data processing. Improvements abound in hardware and software, although the latter is moving ahead more slowly.

Cover illustration is by Fred Sklenar.

### IC converters challenge hybrid models, 77

Major semiconductor manufacturers are selling integrated-circuit data converters, but most observers don't see an across-the-board challenge to the traditional hybrid devices. The high-performance, precision end of the market should belong to the hybrid builders for the foreseeable future.

### 16-bit chip tackles big jobs, 99

The performance of a minicomputer at the cost of a microprocessor system is the boast of a new processor. Its 16-bit words can reach large blocks of memory two bytes at a time.

### Computer show booms into New York, 124

All figures point to a banner year at the National Computer Conference: some 50,000 showgoers expected, about 300 exhibitors on hand, and 126 technical sessions scheduled. This preview of the sessions is followed by a sampling of the new products to be displayed.

### And in the next issue . . .

Digital watches, now the hottest consumer-electronics item, are the topic of a special report . . . what's been happening in cathode-ray-tube technology . . . a large-scale integrated microprocessor designed to match many device families.

EDITOR-IN-CHIEF: Kemp Anderson

EXECUTIVE EDITOR: Samuel Weber

MANAGING EDITOR: Arthur Erikson,  
*International*

SENIOR EDITORS: Laurence Altman,  
Ray Connolly, Lawrence Curran,  
John Johnsrud, H. Thomas Maguire,  
Stephen E. Scrupski

ART DIRECTOR: Fred Sklenar

ASSOCIATE EDITORS: Howard Wolff,  
Gerald M. Walker, Alfred Rosenblatt

#### DEPARTMENT EDITORS

*Aerospace/Military:* Ray Connolly

*Circuit Design:* Don Blattner

*Communications & Microwave*  
Richard Gundlach

*Components:* Lucinda Matterna

*Computers:* Stephen E. Scrupski

*Consumer:* Gerald M. Walker

*Industrial:* Margaret A. Maas

*Instrumentation:* Andy Santoni

*New Products:* H. Thomas Maguire

Michael J. Riezenman

*Packaging & Production:* Jerry Lyman

*Solid State:* Laurence Altman

CHIEF COPY EDITOR: Margaret Eastman

COPY EDITORS: Everett C. Terry, Ben Mason

ART: Charles D. Ciatto, *Associate Director*  
Patricia Cybulski, *Assistant Director*

EDITORIAL SECRETARIES: Janet Noto,  
Julie Gorgoglione, Penny Roberts

#### FIELD EDITORS

*Boston:* Lawrence Curran (Mgr.), Pamela Leven

*Los Angeles:* Larry Waller (Mgr.)

*Midwest:* Larry Armstrong (Mgr.)

*New York:* Ron Schneiderman (Mgr.)

*San Francisco:* Bernard Cole (Mgr.)

Judith Curtis

*Washington:* Ray Connolly (Mgr.)

*Frankfurt:* John Gosch

*London:* William F. Arnold

*Paris:* Arthur Erikson

*Tokyo:* Charles Cohen

#### McGRAW-HILL WORLD NEWS

*Director:* Ralph R. Schulz

*Brussels:* James Smith

*Madrid:* Dom Curcio

*Milan:* Andrew Heath

*Moscow:* Peter Gall

*Paris:* Joel Stratte-McClure

*Stockholm:* Robert Skole

*Tokyo:* Colin Gibson

PUBLISHER: Dan McMillan

DIRECTOR OF MARKETING: Pierre J. Braudé

MARKETING ADMINISTRATION MANAGER:  
Wallis Clarke

CIRCULATION MANAGER: Nancy L. Merritt

MARKETING SERVICES MANAGER:  
Tomlinson Howland

RESEARCH MANAGER: Margery D. Sholes

## Publisher's letter

The National Computer Conference is due to open soon in New York City, and the conference organizers look forward to healthy attendance figures. Indeed, they are estimating that 50,000 showgoers will crowd into the New York Coliseum to see the wares of some 300 exhibitors, as well as pack the conference rooms of the New York Hilton and Americana Hotels, where 126 technical sessions are being held.

On page 124, you'll find a survey of what's in store at the show, with a detailed summary of the technical sessions. And on page 131, we begin a preview of some of the more interesting new products that will make their debut at show time.

There's some interesting jockeying for position going on as the major semiconductor houses start making the run for a chunk of the data converter market. Banking on their early lead, the traditional makers of modular or hybrid models think they can outpace the newcomers.

Larry Curran, our Boston bureau manager, who put together the Probing the News story that starts on page 77, looks at the competition this way. "With few exceptions, the consensus seems to be that the traditional makers will serve the high-performance, precision end of the market for the foreseeable future, and the monolithic houses will chip away at—and possibly dominate—the less demanding jobs that don't require much more than 8-bit resolution or substantial speeds."

In the process, though, there are sure to be some innovative products and marketing developments. For example, a round of hybrid conver-

ter price-cutting was triggered by announcements and rumors of impending actions by the major semiconductor makers. So be sure to read our story for the background needed to read the trends in the embattled converter market.

And while we are on the subject of hotly contested markets, just look at what is going on in video games. The pitch of excitement there is somewhat like the early days in hand-held calculators.

"The scramble to get part of the action in this lucrative new market, which started last year," says Jerry Walker, our consumer electronics editor, "now involves semiconductor houses, traditional arcade and toy companies, new electronics-oriented firms, Far East assemblers, and a couple of television-receiver manufacturers."

The big barrier, though, to reaching the entrepreneurial pot of gold is the current limit on capacity to make the video-game chips. Only one IC supplier is shipping a dedicated chip, although several others are speeding devices to market, and there should be a better supplier situation later in the year.

What with Government certification of products and the headaches of designing sophisticated new games, the burgeoning field is not without its problems. Yet the public's fancy seems to have been captured. You'll find the complete story on how the video-game game is being played on page 80.



May 27, 1976 Volume 49 Number 11

94 195 copies of this issue printed

Published every other Thursday by McGraw-Hill Inc. Founder: James H. McGraw 1860-1948. Publication office 1221 Avenue of the Americas, N.Y., N.Y. 10020. Second class postage paid at New York, N.Y. and additional mailing offices.

Executive, editorial, circulation and advertising addresses: Electronics, McGraw-Hill Building, 1221 Avenue of the Americas, New York, N.Y. 10020. Telephone (212) 997-1221. Teletype 12-7950 TWX 710-581-4879. Cable address: MCGRAW HILL, N.E.W.Y.O.R.K.

Subscriptions limited to professional persons with active responsibility in electronics technology. Publisher reserves the right to reject non-qualified requests. No subscriptions accepted without complete identification of subscriber name, title or job function, company or organization, and product manufactured or services performed. Subscription rates: in the United States and possessions \$12.00 one year, \$30.00 three years; Canada and Mexico \$14.00 one year, \$32.00 three years; Europe \$35.00 one year, \$87.50 three years; Japan, Israel and Brazil \$60.00 per year; Australia and New Zealand \$80.00 per year, including air freight; all other countries \$40.00 per year. Limited quota of subscriptions available at higher-than-basic rate for persons outside of field served, as follows: U.S. and possessions and Canada \$25.00 per year; Europe \$40.00; Japan, Israel and Brazil \$85.00; all other countries \$50.00. Single copies \$4.00. Please allow four to eight weeks for shipment.

Officers of McGraw-Hill Publications Company: Gordon L. Jones, President; Paul F. McPherson, Executive Vice President; J. Elton Topping, Executive Vice President-Administration; Gene W. Simpson, Group Vice President; Sen. or Vice Presidents: Ralph Blackburn, Circulation; John B. Hoglund, Controller; Ralph R. Schulz, Editorial; David G. Jensen, Manufacturing; Vice Presidents: James E. Boddorf, Planning & Development; Edward E. Schirmer, Marketing Administration.

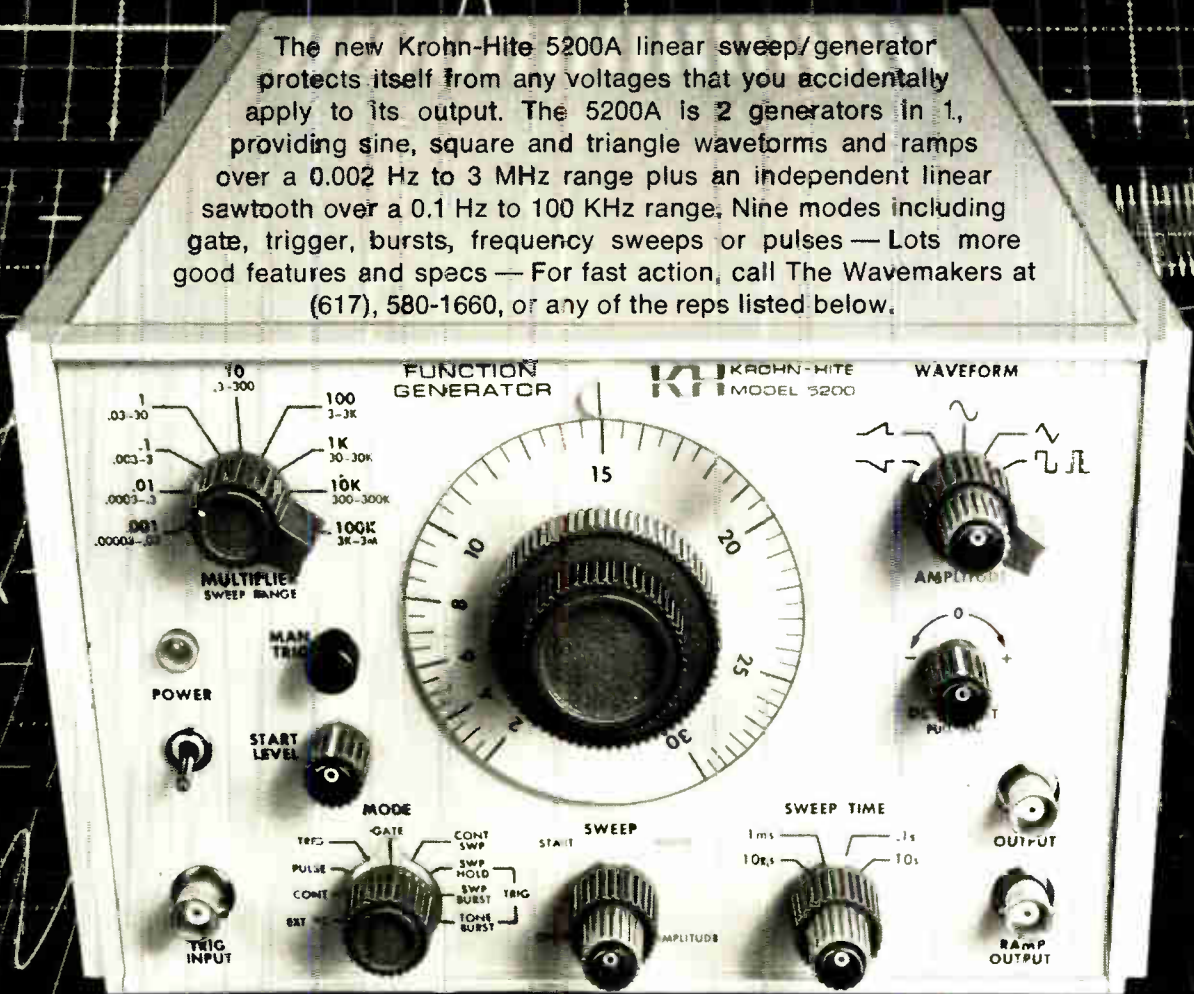
Officers of the Corporation: Shelton Fisher, Chairman of the Board; Harold W. McGraw, Jr., President and Chief Executive Officer; Robert N. Landes, Senior Vice President and Secretary; Ralph J. Webb, Treasurer.

Title registered in U.S. Patent Office. Copyright ©1976 by McGraw-Hill Inc. All rights reserved. The contents of this publication may not be reproduced in whole or in part without the consent of copyright owner. Subscribers: The publisher, upon written request to our New York office from any subscriber, agrees to refund that part of the subscription price applying to copies not yet mailed. Please send change of address notices or complaints to Fulfillment Manager, subscription orders to Circulation Manager, Electronics, at address below. Change of address notices should provide old as well as new address, including postal zip code number. If possible, attach address label from recent issue. Allow one month for change to become effective.

Postmaster: Please send form 3579 to Fulfillment Manager, Electronics P.O. Box 430, Hightstown, N.J. 08520.

# The \$595 "Goof-Proof" Function Generator

The new Krohn-Hite 5200A linear sweep/generator protects itself from any voltages that you accidentally apply to its output. The 5200A is 2 generators in 1, providing sine, square and triangle waveforms and ramps over a 0.002 Hz to 3 MHz range plus an independent linear sawtooth over a 0.1 Hz to 100 KHz range. Nine modes including gate, trigger, bursts, frequency sweeps or pulses — Lots more good features and specs — For fast action, call The Wavemakers at (617), 580-1660, or any of the reps listed below.




**KH KROHN-HITE CORPORATION**

Avon Industrial Park, Avon, Mass. 02322 • (617) 580-1660, TWX 710-345-0831

SALES OFFICES: ALA., Huntsville (205) 534-9771; ARIZ., Scottsdale (602) 957-9130; CAL., San Jose (408) 292-3220; Inglewood (213) 674-6850; COL., Denver (303) 773-1218; CONN., Glasborury (203) 633-0777; FLA., Orlando (305) 894-4401; GEO., Atlanta (404) 448-2365; HAWAII, Honolulu (808) 941-1574; ILL., Des Plaines (312) 298-3600; IND., Indianapolis (317) 244-2456; MD., Baltimore (301) 321-1411; MASS., Lexington (617) 861-8620; MINN., Minneapolis (612) 384-4336; MO., Kansas City (816) 454-5836; ST. LOUIS (314) 423-1234; N.C., Burlington (919) 227-3639; N.J., Cherry Hill (609) 482-0359; N.W., Albuquerque (505) 255-2380; N.Y., E. Syracuse (315) 437-6666; Rochester (716) 328-2230; Vestal (607) 785-9947; Elmont (516) 488-2100; OHIO, Chesterland (216) 729-2222; Dayton (513) 434-8993; OKLA., Tulsa (918) 299-2636; ORE., Portland (503) 297-2248; TEX., Addison (214) 661-0400; Houston (910) 881-5332; WA., Falls Church (703) 573-8787; WASH., Bellevue (206) 454-3400; CANADA, Montreal, Quebec (514) 341-7630; Ottawa, Ontario (613) 235-5121; Toronto, Ontario (416) 445-9900; Vancouver, British Columbia (604) 253-5555; Halifax, Nova Scotia (902) 454-8321; St. John's, Newfoundland (709) 726-2422

What makes  
**AIRPAX**  
 your best source for  
 quality, high performance  
**GLASS/CERAMIC-  
 TO-METAL  
 SEALS?**



Custom-designed  
 for your  
 specific application.

1. The most competent, experienced seal engineers in the industry
2. Unsurpassed manufacturing facilities and production methods
3. Personal attention to every order
4. Conscientious adherence to delivery schedules

Contact Airpax for all  
 your glass seals needs —

- Relay Headers
- Terminals
- T0-3, T0-5, T0-8 Monolithic Packages
- Crystal Bases
- Transformer Headers
- Special and Custom Seals

For brochure and complete  
 information, write:

**AIRPAX**

AIRPAX ELECTRONICS  
 Hermetic Seal Department  
 CAMBRIDGE DIVISION  
 Cambridge, Maryland 21613

Circle 6 on Reader Service Card

Circle 6 on Reader Service Card

## Readers' comments

### Settle patent issue privately

To the Editor: Quite a bit has been said in your magazine about employee patent agreements. Having for many years dealt with such situations, I tend to react unfavorably to such complaints by employees. Obviously, they are hired, paid, and provided with the use of expensive facilities—all in the expectation that better products will result. As a matter of fundamental philosophy, it is morally right that the entity supplying the capital for this should be entitled to any inventions.

The foregoing must sound like something out of Adam Smith or Ayn Rand. In principle, it may be; in practice, however, too many employers have forfeited their right to claim its benefit.

Engineering salary ranges are pegged to years of experience. Seldom is any real difference made on the basis of merit, as measured by the scope of actual contribution to the business. When the latter is recognized, it is usually by way of promotion in the management ladder. Too often, this removes creative talent from the chance to create further, in the engineering sense.

As a matter of plain common sense, an employee has to be rewarded in his paycheck for any significant contribution, whether it shows up in the actual product or only in the patent portfolio, which also has some value. For sure, the assignment and apportionment of values in such things may at times require the judgment of Solomon.

But if the employers don't try to implement something along these lines, it is certain that Congress or the courts will intervene. Should that happen, experience in other areas suggests that neither employer nor employee will win. Instead, complex formulas will be developed with the Government as arbiter.

Are you, Mr. Employer, willing to let the Government dictate what must be done in this area? And you, Mr. Engineer, have you decided to submit to become a slave to whatever the Government decides?

Hugh H. Drake  
 Fort Collins, Colo.

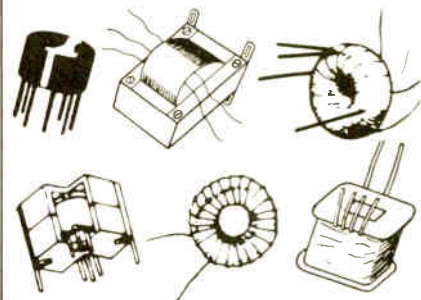


## STOCK P.C. POWER TRANSFORMERS

- For use with 3-terminal IC voltage regulators
- Printed circuit mounting
- For power supplies for most integrated circuit families  
 TTL LOGIC      ECL LOGIC  
 CMOS      LINEAR—OP AMPS
- 36 models in stock

Write or phone for complete data sheet.

## CUSTOM TRANSFORMERS, COILS, TOROIDS



Our precision manufacturing facility produces a full range of medium, miniature or ultra-miniature size transformers and coils — bobbin or toroidal wound. We can meet both your specs and your delivery dates whether for prototype, small or large productions runs. Our experienced engineers are at your service.

Write or phone for information or quotes.

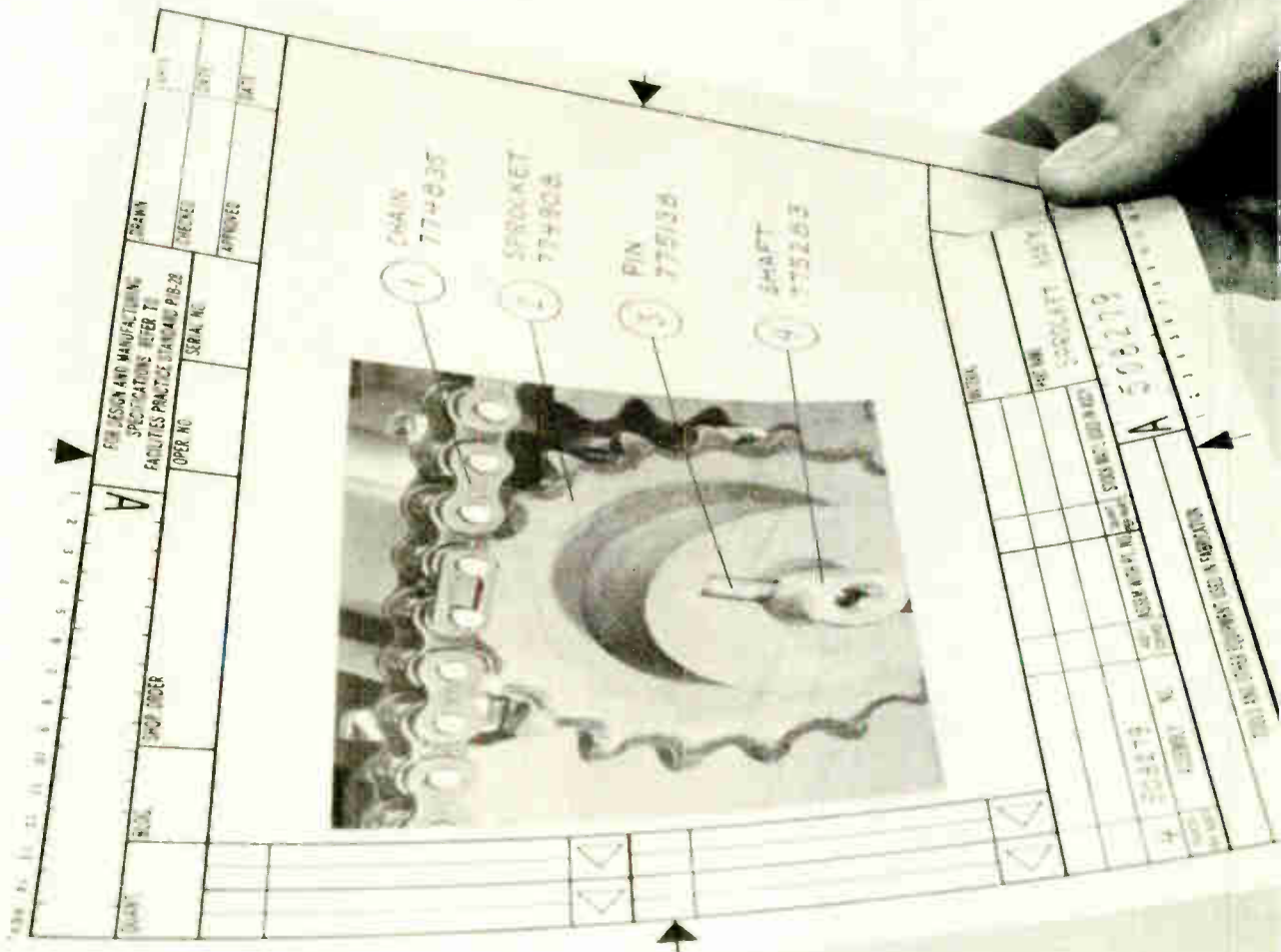


2-E Town Line Circle Rochester, N.Y. 14623  
 716/442-6630  
 Representatives in Principal Cities

Circle 193 on reader service card



# Why draw it when you can photograph it?




A picture not only saves a lot of words, it saves a lot of drafting time. And the end result is generally a lot easier to understand. So get the best of both worlds by combining photos and line work in your maintenance and instruction manuals, assembly and installation drawings, and other complicated designs.

For more information on how this and other reprographic shortcuts can save you money, write: Eastman Kodak Company, Graphics Markets Division, Dept. R 6828, Rochester, New York 14650.

Kodagraph films and papers  
Versatility in reprographics



# Get the scope you need-Now!



Our "Instrument Professionals" will tell you which scope will do the job best, at the lowest cost, make immediate delivery and guarantee performance.

Write or call for data on our other specialties: Instrument Leasing • Computer Peripherals • Equipment Sales • Instrument Service.

Circle 8 on reader service card

## Call Get our FREE Catalog

# Continental Rentals

Div. Continental Leasing Co., Inc.  
175 Middlesex Turnpike, Bedford, MA, 01730 (617) 275-0850

Metuchen, NJ (201) 549-8500;  
Gaithersburg, MD (301) 948-4310; TX (214) 357-1779; Elk Grove, IL (312) 439-4700; Costa Mesa, CA (714) 540-6566; Santa Clara, CA (408) 735-8300; Los Angeles, CA (213) 477-7521

## News update

■ Nippon Electric Co. is using its new silicon-nitride process [*Electronics*, June 12, 1975, p. 38] in two products, but the company won't say which two. The process, which calls for the addition of a silicon-nitride layer to an IC, is said by Nippon to relax the stress from previous processes and improve performance. While attaining its primary goal of higher current gain at low current levels, the new process also offers less noise and lower transistor input offset voltages and currents. A Nippon source says also that rejects because of failure to meet functional specs, such as gain value, are greatly reduced.

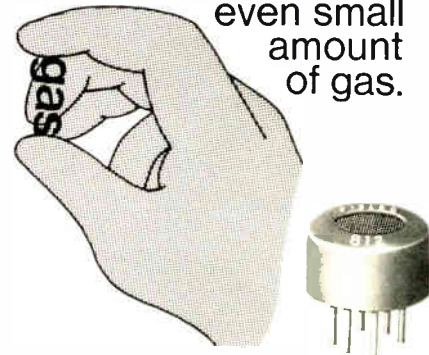
The two devices now utilizing the silicon-nitride technique were existing products that are produced in quantity. In the future, Nippon plans to use the process for new products, especially precision circuits, although a few more high-volume parts may be converted. The company says it expects to be using the process for a large number of products in the next year.

■ The 8,192-bit n-channel memory device on a 1.1-by-1.6-millimeter chip [*Electronics*, May 29, 1975, p. 46] developed by International Business Machines Corp. is still in the lab. But scientists at the Yorktown Heights, N.Y., facility are continuing to work on the device, aiming particularly at making it even smaller. "We're trying to make these things smaller and understand the problems that go along with making them smaller," says an official at the lab. "It's a period of refinement and exploration." To help do the job, a new, more advanced pilot production line is being installed. The official says the lab team hopes to report higher densities by combining electron-beam lithography with ion-implantation production techniques late this year or early next year. When they announced their development last year, IBM scientists foresaw no obstacles to early fabrication of a 16,384-bit version because of the fine geometries they already had achieved.

Gas Sensing Semiconductor

# FIGARO GAS SENSOR

TGS quickly senses even small amount of gas.



New Models,

some with highly sensitive CO sensor, now on the market.

Please contact the address below directly for catalogs and price/delivery information

**FIGARO ENGINEERING INC.**

3-7-3, Higashitoyonaka, Toyonaka City, Osaka 560.  
Japan/Tel (06) 849-2156

Cable FIGARO TOYONAKA/Telex 05286155 FIGARO J


Circle 40 on reader service card

INTRODUCING A NEW REVOLUTIONARY

MULTI-DIGIT SOLID STATE READOUT

# BELOW \$1.

PER DIGIT



### FEATURES:

- Non-fatiguing ELECTROLUMINESCENT light
- Space saving thin profile
- Wired for multiplexing
- Low a.c. power consumption
- Compatible with IC logic decoders and segment drivers
- Rugged, pluggable laminated plastic construction

### SPECIAL TRIAL OFFER

ORDER FROM STOCK at 97¢ per digit, any of the following multi-digit readouts having 2 to 5 digits:  
1/2" high with 9-segments  
0.6" high with 7-segments  
(minimum order--\$10.)

T.R. T.L. ROBINSON CO., INC.  
P.O. BOX 0, EAST AURORA, N.Y. 14052  
TEL. (716) 652-2111 TELEX: 91566

Circle 41 on reader service card

# Point by point, line by line:

## See why our lowest-cost Graphics package has no competition.

**Our 1024 X by 780 Y viewable points separate Graphics from mere graphing.** The price has never been lower. But Tektronix' new 4006-1 provides the same superior information capacity that has made us the company for all your graphics needs.

We'll throw you a curve. Tektronix will graph circles around the competition. Now, thanks to our new low priced 4006-1, we're in the same ballgame with mere alphanumeric terminals.

Graphics to gain. Nothing to lose. Add the graphics extra at an everyday price: \$2995 or \$150 a month on a two year lease. Alphanumerics? Up to 2590 on screen characters. Plus a spectacular package that includes confirmed compatibility with most mainframes through proven interfaces and time-tested software packages. And expert maintenance that follows you all over the world.

Plug-in peripherals standing by. Like our 4631 Hard Copy Unit for up to four 4006-1's with 8½"x11" copies, or

4923 Digital Cartridge Tape Recorder for low-cost, off-line storage.

Why wait for graphics? Let graphics wait on you. See what our fine-line, full-line graphics can mean for your applications. Check out the whole story and all the prices right now with your local Tektronix Sales Engineer. Or write:

Tektronix, Inc.  
Information Display Group  
P.O. Box 500  
Beaverton, Oregon 97077



Circle 9 on reader service card

# Graphics \$2995



## At last, a science adviser

Largely unheralded, the framework for an office of science adviser in the White House has been rebuilt. Significantly, The National Science and Technology Policy, Organization, and Priorities Act of 1976, recently signed by President Ford, goes beyond previous legislation in this ever-more-critical area of national policy.

For one thing, the new Office of Science and Technology Policy will be headed by a director who is subject to confirmation by the Senate. While not a Cabinet-level position, the directorship will, thus, be in the public eye—and under public scrutiny—more than a presidential appointment would be.

For another thing, the new office is charged with preparing an annual report detailing the five-year outlook both for national problems that have been identified by scientific studies and for opportunities for science and technology to help in meeting national goals. That report will be separate from the President's annual report on science and technology.

What's more, Congress has mandated that the OSTP director set up a special intergovernmental panel to take a close look at state, regional, and local problems that may be valid targets for solutions using science, engineering, and technology.

Two other provisions of the act should go a long way to closing the serious—in many ways crippling—communications gap that now exists between the nation's political leaders and its science and technology community. One directs the president to form a special committee, headed by the OSTP director and numbering no more than 14 members, to make an in-depth study of the Federal Government's complete science and technology establishment and how it works.

The act envisages a two-year study period, but provides an option for the President to extend this time.

The other important provision gives a new, legislative status to the existing inter-agency Federal Council for Science and Technology, set up by the order of President Eisenhower. While the new Federal Coordinating Council for Science, Engineering, and Technology has been given no new functions—indeed, it is strictly an advisory group—it has been placed under the chairmanship of the OSTP director. Significantly, too, the word “engineering” has been added to its title.

It is heartening that Washington has heeded repeated demands that the science advisor have as wide a participation in Government deliberations as possible. With the act, the director has been given a number of tools crucial to establishing a useful science adviser, not just to the national Government, but to the nation as a whole.

## Good news from Electro 76

The curtain has come down on Electro 76, the Boston run of the IEEE annual convention. While evaluations of the show range from the enthusiastic to the dissatisfied, on balance they indicate that for a first-time event, the Boston show has proved to be a viable proposition.

Electro 76, in fact, exceeded the expectations of many exhibitors, including some of those who came all the way from the West Coast. What's more, it was quite a bit more successful than we thought it could be when, a year ago, the Boston/New York alternation was decided upon. For that we are glad because the show is an important forum for technology and the marketplace, and we want to see its vigor restored in full.

# We were going to second source Intel, but we couldn't wait.

Advanced Micro Devices has developed, introduced and is volume-producing the first family of 4K static RAM's. They're yours now. Off the shelf. Sorry, Intel.

## The Am9130 and Am9140.

**Fully Static**—no refresh required.

No dynamic nodes.

**Single 5V power supply.**

**High speed:** Access times to 200 nanoseconds.

**Two organizations:** Am9140-4Kx1, Am9130-1Kx4.

**All input and output logic levels identical to TTL**—full 400 mV noise immunity.

**Low power dissipation:** 250 mW typ.

**High output drive:** 3.2mA @ 0.4V.

**Full military range available:**

—55C° to +125C° ambient.

**DC standby mode.** Reduces power dissipation by 80%.

**Memory status signal.** Indicates when data are valid, allows improved overall performance, and simplifies timing. (And if you don't want to use it, just ignore it. It won't affect conventional memory operation.)

**MIL-STD-883, of course.**

# Advanced MOS/LSI



Advanced Micro Devices • 901 Thompson Place, Sunnyvale, California 94086 • Telephone (408) 732-2400  
Distributed nationally by Hamilton/Avnet, Cramer and Schweber Electronics.

# New Intel microcom system costs, increase


Intel has two new LSI components for the MCS-40™ microcomputer system which will help you cut system costs, increase throughput and reduce the number of components you have to stock for I/O interface requirements. The new Intel 4269 Programmable Keyboard Display and the 4265 Programmable General Purpose I/O devices eliminate the large number of discrete SSI/MSI components previously required for keyboard, control panel, indicator array, alphanumeric display, printer, communications and other I/O interfaces. These new LSI parts increase system throughput up to 50%, and make it easy to add standard Intel memory and system peripherals.

The 4269 Keyboard Display can be software programmed to interface to various keyboard and display elements and makes it possible for you to eliminate fifteen or more discrete components.

It significantly increases system throughput since it performs the scan, storage, refresh, and other simultaneous keyboard/display tasks previously required of the 4004 or 4040 CPU.

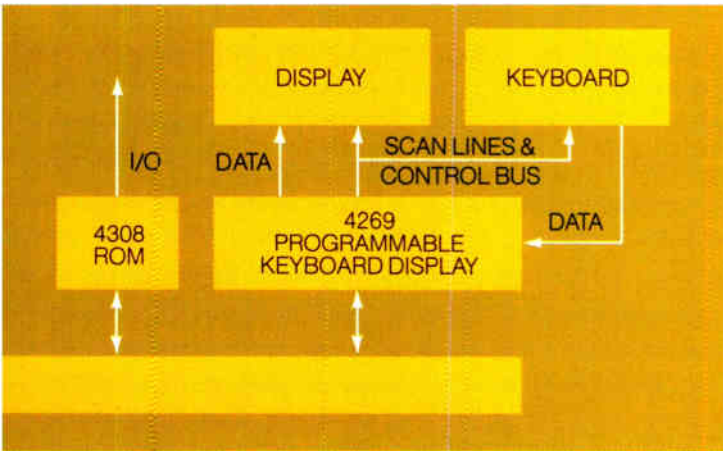
When programmed as a keyboard or line sensor input interface, the 4269 can scan up to 64 key closures or lines. When a key closure is detected, the 4269 generates a system interrupt and stores up to eight characters in its first-in/first-out buffer before requiring CPU service.

In alphanumeric applications, the 4269 eliminates the need to use the CPU



\* Self-Scan is a registered trademark of the Burroughs Corporation

# puter I/O devices cut throughput up to 50%



and system memory for display refresh since the necessary memory and control are built in. One 4269 can operate and refresh alphanumeric displays or indicator arrays with up to 32x4 digits, 16x8 characters or any configuration of 128 elements or lights, including a 20-character Burroughs Self-Scan\* Display.

The 4265 General Purpose Programmable I/O is ideally suited to implement custom interface requirements. Up to four devices can be controlled by the CPU. Each 4265 has 16 I/O lines organized into four ports which can be used in 14 different data transfer and control/interface organizations. The 4265 provides synchronous/asynchronous control, buffer inputs and outputs, bit set and bit reset capability on output port lines and byte transfer control. It can be used to add industry standard RAM memory such as Intel's 5101 CMOS RAM. And the 4265 lets you use system peripherals such as the 8251 Programmable Communications Interface (USART), the 8253 Programmable Interval Timer or the 8214 Priority Interrupt Control Unit.

To order, contact our franchised distributors: Almac/Stroum, Components Specialties, Components Plus, Cramer, Elmar, Hamilton/Avnet, Industrial Components, Liberty, Pioneer, Sheridan or L.A. Varah. For your copy of our MCS-40™ System brochure, use the bingo card or write: Intel Corporation, 3065 Bowers Avenue, Santa Clara, California 95051.

**intel**®

Microcomputers. First from the beginning.

Circle 12 on reader service card

# a little A-300 goes a long way.



In high frequency transmission. RF power generation for industrial and research processes. RFI/EMI and general laboratory applications, too.

The Model A-300 is a totally solid state power amplifier, covering the frequency range of 0.3 to 35MHz with a gain of 55dB. Capable of delivering 300 watts of linear Class A power and up to 500 watts in the CW and pulse mode, the A-300 is the ultimate in reliability.

Although the unit is perfectly matched to a 50 ohm load, it will deliver its full output power to any load (from an open to a short circuit) without oscillation or damage.

Complete with power supply, RF output meter and rack mount, the A-300 weighs a mere 89 pounds and operates from ordinary single phase power.

High power portability goes a long way for \$5350.

For further information or a demonstration, contact ENI, 3000 Winton Road South, Rochester, New York 14623. Call 716-473-6900 or TELEX 97-8283 E N I ROC

## ENI

The World's Leader  
in Solid State  
Power Amplifiers

## People


Exar's Lieux has the I<sup>2</sup>L kit for the future

When Fairchild Camera and Instrument Corp. backed off from integrated injection logic in favor of complementary-MOS for its watches earlier this year, it lost some veteran linear designers through layoff and resignation. But Fairchild's loss was the gain, in one instance at least, of Exar Integrated Systems Inc., which hired J. Darryl Lieux (pronounced Leer), as its I<sup>2</sup>L project manager.

Under the direction of Lieux, who had been the manager of the departed Fairchild designers, Exar is bringing out the semiconductor industry's first I<sup>2</sup>L design kit. The kit is a tool with which Exar, a \$5 to \$10 million custom linear bipolar house in Sunnyvale, Calif., hopes first to interest designers in the possibilities of the technology and then capture their production needs (see p. 42).

**Combination.** A husky, cigar-smoking bear of a man, the 37-year-old electrical engineer believes I<sup>2</sup>L has great promise. "Its performance in memories now and in microprocessors in the near future will prove its usefulness," Lieux says. But going one step further, he predicts: "The greatest application and

**Appeal.** A master slice makes things easier for I<sup>2</sup>L designers and J. Darryl Lieux.



growth will be in areas requiring a combination of linear and digital functions," particularly in telecommunications, instrumentation, microprocessor-interfacing, and consumer-electronic games.

"There are a lot of systems out there that use transistor-transistor logic, standard C-MOS logic, and linear bipolar discretes and ICs," he says. "And ICs that combine linear and digital functions can be replaced on a single chip via I<sup>2</sup>L."

When it comes to design, Lieux should know. During his 10 years at Fairchild, he designed several of the industry's standard linear circuits, including the 723 voltage regulator, the 727 temperature-controlled differential amplifier, and the 728 temperature-controlled voltage reference.

**Master slice approach.** Exar's digital/linear design kit is built around a master-slice chip of 110 by 110 mils, the XR 400, that includes 256 quad-output gates with about 1,000 transistors. But Lieux will be hard at work increasing the chip's density. By next year, he expects the master-slice chip in the next-generation kit to contain the equivalent of 512 I<sup>2</sup>L gates.

"And in the reasonably near future, I expect to see gate densities of about 1,000," he says, "enough to put whole printed-circuit boards of components on one chip." And despite Fairchild's retreat, Lieux grumbles, "I still think I<sup>2</sup>L will be a good watch-circuit technology."


### Chenail to boost DEC's solid-state know-how

In a physical sense, at least, Joe Chenail (pronounced Sha-Nye) is back where he started more than 15 years ago: he's in the same building, but his employer is now Digital Equipment Corp. instead of Sprague Electric Co. The easy-going Chenail, 40, is operations manager for DEC's Worcester, Mass. facility, which is producing both metal-oxide-semiconductor and bipolar LSI devices for the minicomputer giant



# SQUEEZE PLAY.

**T10 relays by P&B let you mount your pc boards on 0.5" centers. They work in tight spots like a pro.**



T10s are only 0.375" high. The lowest profile 3 amp relay in the Potter & Brumfield line.

They provide 0.1 to 3 amp switching @ 28V DC in 2, 4, and 6 pole models. Coil ratings are 6, 12, 24, and 48V DC. Permissive make, gold-flashed silver contacts are noted for low contact bounce, long operating life. Bifurcated contacts for low level switching are also available.

These relays are compatible with TTL and CMOS peripheral driver ICs, and TTL and CMOS buffers wired for current sharing. Ideal for telecommunications, copy and reproduction machines as well as computers and peripheral equipment.

Put a squeeze play on costs. Prices are as compact as the relays themselves.

For full information on the T10 series and all P&B relays, see your Potter & Brumfield sales representative or P&B Pro Shop distributor. Or, contact Potter & Brumfield Division AMF Incorporated, Princeton, Indiana 47671. Telephone: 812/385-5251.


European address: Electrical Products Group, AMF International Limited, AMF House, Whitby Road, Bristol B54 4AZ, England. Telephone: (0272) 778383, Telex: 449481, AMMAFOCO, BRSTL.

Go with the Pros and you can't go wrong.




If you really need  
a high performance  
low cost

# Tracking S/D Data Converter



... DDC's new SDC-520 series is the second generation tracking S/D converter and is a pin-pin replacement for the current industry standard, the ESDC. It is available in 10, 12 or 14 bit version. Utilizing the latest in component technology, the SDC-520 represents a significant increase in performance and reliability. The units accept either 3 wire synchro or 4 wire resolver information and provide continually updated digital angle data without velocity lag. Their high input impedance, transformer isolation and transient protection insure trouble free system integration. Standard options include all the normal synchro and resolver format inputs, 0 to +70°C or -55°C to +105°C, and a choice of TTL, CMOS or low power Schottky logic. The SDC-520 series is a true type II servo loop converter having a  $K_a = 40,000$  and featuring a 10 rps full accuracy tracking rate at 14 bits (tracking rate increase with lower resolution units). Due to the ratiometric conversion technique used, signal and reference voltage or frequency variations do not affect accuracy.

Encapsulated construction makes these units extremely rugged, meeting the requirements of MIL-STD-202D. They are ideally suited for ground support, avionics, fire control, radar tracking, navigation and collision avoidance systems. The dynamics of this series make them suitable for machine tool and table positioning control systems.



We're Number One in High Performance Data Conversions.



**ILC DATA DEVICE CORPORATION**

A Wholly Owned Subsidiary of ILC Industries, Inc.

AIRPORT INTERNATIONAL PLAZA BOHEMIA, LONG ISLAND, N.Y. 11716 (516) 567-5600  
APPLICATIONS AND SERVICE CENTERS

CALIFORNIA: 2750 Bellflower Blvd.,  
Long Beach 90815 (213) 597-5744

EUROPE: England: The Sanctuary,  
Cakhill Road, Surbiton, Surrey Tel: 01-399-7262

Interested engineers, write or call Steve Muth or send for our 164-page product line catalog.

[*Electronics*, May 13, p. 34] in a 20,000-square-foot section of a Sprague building. In that capacity, Chenail is the man to watch as DEC strengthens its understanding of device processing and testing.

**Strong technology base.** He appears to be the right kind of man to get the job done. He spent 12 years at Sprague and four at Microsystems International Ltd., the now-defunct Canadian semiconductor manufacturer, and his career includes design, manufacturing management, and marketing. At MIL, he was vice president for marketing and sales. "I've always wanted to manage," Chenail says, "but I wanted a strong base in technology before I became a manager."

His experience in the semiconductor industry, particularly at MIL, taught Chenail that grandiose claims for process or design superiority are no substitute for delivery. Accordingly, he wants to build the capability to deliver ten times more than is now required of the Worcester plant, which was conceived as a second-source facility supporting any prime LSI supplier of parts to Digital Equipment. That's why DEC's n-channel and low-power Schottky processes are fully compatible with those of major semiconductor manufacturers.

**People integration.** But Chenail's years in the semiconductor business also taught him that a big part of his job at DEC is to get device people to think more about the end use—the system—and to acquaint systems people fully with what LSI can do for them.

"We're trying to integrate an understanding of LSI back into the system groups," he asserts. "We don't want a semiconductor 'Taj Mahal' or a bunch of semiconductor 'young Turks' who don't understand the systems business. We're developing half-systems, half-device people."

For now, Chenail's prime personal goal is "to help create parts for DEC computer systems that make them more competitive because current semiconductor technologies are capable of delivering those products."




# MEASUREMENT COMPUTATION

innovations from Hewlett-Packard

# NEWS

MAY 1976



## in this issue

Broad line of instruments  
for the OEM

New HP-27 Scientific/  
Financial Calculator

Synthesized outputs  
from 2 to 18 GHz

## Advances in network measurements: new 1.3 GHz Network Analyzer measures all major parameters—including delay—over wide ranges with high resolution

The state-of-the-art for RF network measurements has moved significantly ahead with the introduction of the HP 8505A Network Analyzer. Over its extremely wide frequency range, 500 kHz to 1.3 GHz, this new analyzer measures the magnitude and phase of a

network's transmission and reflection characteristics. Important in communications-related applications, the instrument also measures group delay and deviation from linear phase.

But the real story about the new analyzer is *how well* it makes these measurements! Major performance features include:

- Three independent input channels, each with 100 dB displayed dynamic range.
- Dual-channel CRT display of swept-frequency response in rectilinear and polar form.
- High-resolution digital readout of measured parameters at any frequency within sweep range (frequency is counted directly).


- Direct measurement of group delay in both broadband and narrowband networks, (no charts or calculations needed).
- Direct measurement of deviation from linear phase using integral electronic line stretcher (with almost 5 wavelengths compensation range).
- Integral high-performance sweep oscillator with seven independent sweep modes and exceptional spectral characteristics.
- Simple yet complete programmability via the HP Interface Bus (HP-IB). Unique "Learn Mode" permits storage of manually-set control positions for later recall.

A wide selection of precision test sets are offered for use with the 8505A Network Analyzer. These include

*(continued on third page)*

# IC Tester brings new economy, versatility and simplicity to testing

Set up this digital IC tester quickly with magnetic program cards. HP's low cost magnetic program cards are the key to lower cost testing—of primary importance with today's proliferation of IC types.



Insert an inexpensive magnetic programming card, and in five seconds this new multi-family Model 5045A digital IC tester is ready for dc parametric and functional testing of digital ICs. It's that simple—absolutely no other set-up or programming is needed. And it'll do some of your RAM and ROM testing too. Programming is so versatile that it can set-up a unique voltage and current level on each pin of the device under test within the limits of  $\pm 200$  mA and 0 to 15V or  $\pm 7.5$ V range.

Flip a switch and the quiet built-in thermal printer prints out failure type, failed pins and the voltage and current on each failed pin. Use this data for diagnostic purposes, to detect failure trends, or to send back with the failed parts so the supplier can understand the reason for your rejecting his product.

We've also made your software problems as simple and inexpensive as we could. When you order a program type, we supply, for a very nominal cost, four cards: a pass/fail test card, diagnostic test card, and a duplicate of each for safekeeping. Our unique program coupon book makes purchasing programs simpler, faster and more economical. Buy a book of ten coupons and just mail

us one whenever you want a program. There are 1000 devices in our standard program catalog right now and we're adding more all the time.

We've also simplified interfacing to a variety of automatic IC handlers. Order one of our standard options and the 5045A comes ready to plug into the handler—mechanical and electrical interfacing have been pre-arranged. All fast rise-time circuits are in a removable test head so they can be placed within inches of the IC tested.

Consider the large and ever growing number of IC types and you can quickly calculate how the low cost of the 5045A's program cards alone saves some users more than the cost of the tester itself....to say nothing of the money saved every day by the 5045A's simple, rapid, error-free operation and ability to handle a multitude of testing assignments. These HP cards are  $\frac{1}{4}$  to  $\frac{1}{2}$  the cost of other available programs.

For additional information, check J on the HP Reply Card.

## Five-function autoranging makes the HP 3476 the right decision

When you need to make measurements of current, voltage, or resistance, the HP 3476A/B will make your job faster and easier through complete autoranging on every function.

All readings are made directly in volts, kilohms, or amps—on an LED display. A rangehold button speeds and simplifies repetitive measurements.

There's no need to worry about polarity or zero...they're both automatic also.

It is *lightweight*: 0.77 kg (1 lb. 11 oz.), *compact*: 5.8 cm (2.3 in.) high, 16.8 cm (6.6 in.) wide and 20.6 cm (8.1 in.) deep.

You have a choice of AC power operation with the 3476A or, in the 3476B, AC power and rechargeable nickel-cadmium battery operation.

The 3476A/B was made possible through the perfection of a new microcircuit process—tantalum nitride on sapphire. All of the precision resistors required for the input attenuator are placed on a single chip. That means greater reliability and better temperature stability.

For more information, check F on the HP Reply Card.



Compact new DMM with advanced circuitry and packaging resulting in high reliability. One circuit board contains all the electronics.

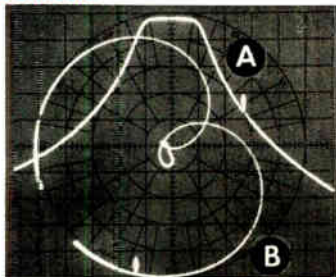
## New network analyzer

(continued from first page)

HP 8502 high-directivity Transmission/Reflection Test Sets and HP 8503A S-Parameter Test Set (has HP-IB option) plus HP 11850 precision 3-way Power Splitters and several types of transistor test fixtures.

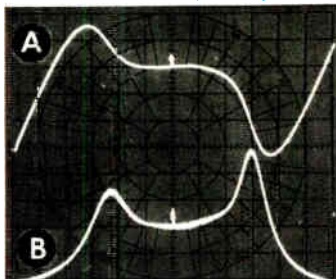
Examples of the measurement power of our new 1.3 GHz network analyzer:

### Transmission and Reflection Coefficients



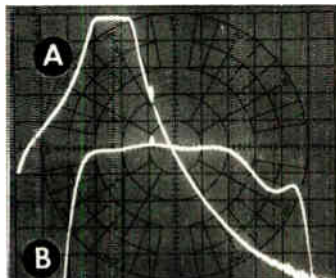
A. Transmission, 10 dB/div.  
B. Reflection, (polar) full radius = 1

### Deviation From Linear Phase and Group Delay



A. Deviation,  $^{\circ}$ /div.  
B. Delay, 5 ns/div.

### Automatic Alternate Sweeps to show filter transmission



A. Total response, 10 to 500 MHz, 10 dB/div.  
B. Passband response, 145 to 210 MHz, 0.1 dB/div.

For detailed specifications, check L on the HP Reply Card.

## New Interface for Real-Time HP-IB Minicomputer simplifies do-it-yourself assembly of automatic test and measurement systems



Now, system designers can connect HP-IB instruments, like the DVM, scanner, numeric display, thermal printer, timing generator, counter, and digital-analog converter shown above, to the powerful control, data processing, and storage capabilities of Hewlett-Packard Real-Time Minicomputers.

Automatic test and measurement systems using bus-connected instruments can now utilize the full power and flexibility of Hewlett-Packard's Real-Time Minicomputers with the addition of the new HP 59310B Hewlett-Packard Interface Bus (HP-IB) I/O Kit and real-time software Option 422.

The HP 59310B interface can serve up to 14 HP-IB instruments connected via standard bus cables. The Real-Time Minicomputer supports several HP 59310B interfaces at the same time for control of multiple instrument clusters for performing different functions or for optimizing throughput.

Over 35 different HP instruments currently mate with this IEEE Standard 488-1975 Digital Interface for programmable instrumentation. As a corporation, Hewlett-Packard is committed to steady growth in HP-IB capabilities.

With the Real-Time Minicomputer, initial setup requires only connection of instruments to the bus, setting of instrument talk/listen addresses, system generation, and programming. Programs in FORTRAN, HP Real-Time BASIC, or HP Assembly language can be developed on the Real-Time HP-IB Minicomputer at the same time it is controlling HP-IB instrument clusters.

A brochure describing the Real-Time HP-IB Minicomputer will be sent to you if you check G on the HP Reply Card.

## With Hewlett-Packard, your OEM dollar buys more than just hardware

When you purchase OEM equipment from Hewlett-Packard, you are assured of product performance, service and applications assistance from a company that recognizes your reputation and success depend partly on the support you receive from your OEM supplier.

Confidence can be yours when you have HP instruments as part of your

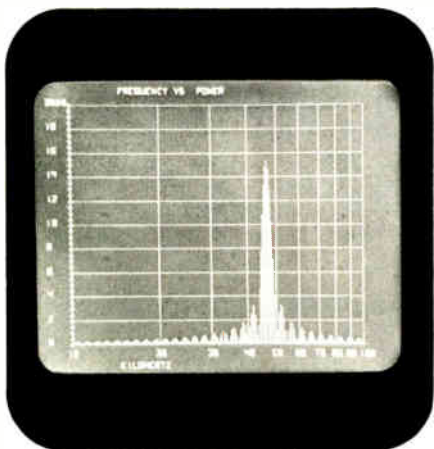
system. Complementing HP's reputation for leadership in new product development utilizing high technology is the knowledge that HP is ready to respond to your needs with over 3,000 sales, service and technical personnel located in 172 offices in 65 countries.

HP offers a highly competitive OEM discount structure across a wide selec-

tion of instruments. Through our purchase agreements, we can coordinate our equipment deliveries with your forecasted customer needs.

In addition, a wide selection of instruments can be custom tailored to meet your specific needs.

## Choose an HP Display when your system needs a bright, sharp image



These HP high resolution CRT displays offer OEM users ease in integrating the modules into their packaging. Considerable effort has been taken in developing the structural, thermal and RFI characteristics.

End users of your OEM systems will judge capability by the information they are able to display. HP's 1332A, 1333A, and 1335A CRT displays make excellent choices for all types of systems—from spectrum, network, and chemical analyzers, to automatic test systems.

Each display has a very small spot size that focuses uniformly over the complete viewing area, regardless of writing speeds or intensity level. Fine image detail with excellent contrast and uniformity make them particularly well suited for applications involving complex graphics, especially those with alphanumeric data.

If you need a large viewing area and a brighter image at fast scan rates, consider the 1332A. The  $9.6 \times 11.9$  cm viewing area offers superior performance.

For photographic recording of displayed data, the 1333A offers an extremely small spot size (.20 mm) for

accurate photo evaluation.

The 1335A, a variable-persistence, storage, and non-storage display introduces a totally new CRT design. Erase, store, write, conventional or variable persistence can be selected with manual front-panel controls, remote program inputs, or a combination of both.

For convenience, all frequently used controls have been placed on the front panel for maximum accessibility.

Five large screen graphic displays are also available for OEM computer graphic and instrumentation applications. These models offer a linear writing speed of  $25.5 \text{ cm}/\mu\text{s}$  for visible writing.

Check C on the HP Reply Card for information on the HP 1310, 1311, 1317, 1321 large screen displays. For the smaller displays, 1332, 1333 and 1335, check D on the HP Reply Card.

## A fine-line of recorders


Hewlett-Packard offers a wide selection of analog recorders and graphic plotters designed to fulfill the needs for recording and displaying data in conjunction with your equipment.

X-Y recorders are available in two basic chart sizes built around a one-piece die-cast aluminum mainframe—a rugged platform for the modular features you select. These recorders are engineered for long, reliable service, even in harsh environments.


Three levels of performance parameters are available depending upon measurement needs. Certain models have high sensitivity and high common mode rejection. Metric and English scales are optional. Two-pen models are also available.

An OEM catalog describing other recorders and printers is available. Models include X-Y, strip chart, oscillographic, and instrumentation tape recorders, plus graphic plotters for computer, timeshare, and calculator use.

For your copy, check O on the HP Reply Card.



## Choose from 89 Models of OEM Modular Power Supplies



Switching and linear regulated OEM modular power supplies are available with rack mount and power system accessories. All HP power supplies use UL recognized components.

You can select from five families of switching supplies that give top performance and reliability demanded by today's OEM. Ratings cover the range from 110 to 600 watts, with individual voltages from 4 to 48V in single output models. For smaller systems, there is a compact 110W triple output model with 5V, +12V to  $\pm 15V$ , and -12 to -15V outputs. All offer the benefits of technologically advanced 20 kHz switching regulation: high efficiency, small size, and low heat dissipation—factors that help cut your end-product size and cost.

Single and dual-output, linear regulated power supplies in the 6 to 200W range, with outputs from 3 to 48V are also available—in several different package designs.

A Special Design Group is ready to provide product modifications, assembled power systems, and applications assistance if the standard models do not meet your needs.

Complete specifications are contained in a new 20-page OEM brochure. Check it on the HP Reply Card.

## HP's new microwave synthesized signal generators provide precision signals 2-18 GHz

Two new fully programmable microwave synthesizers are now available from Hewlett-Packard. The 8672A Synthesized Signal Generator covers the full 2-18 GHz range in one solid-state package only 5¼" high. With AM/FM and calibrated output usually associated only with signal generators, 8672A also offers the resolution, spectral purity, stability and programmability of a high-quality synthesizer. The complementary Model 8671A, provides 2-6.2 GHz with FM capability only and minimum +9 dBm output.

The broad 2-18 GHz range of the 8672A makes it ideal for use in ECM and broadband component testing. Frequency resolution is 1 KHz in the 2-6.2 GHz range, 2 KHz from 6.2-12.4 GHz, and 3 KHz from 12.4-18 GHz. Frequency stability is  $5 \times 10^{-10}$  per day.

The 8672A's exceptional spectral purity will be important for other applications such as satellite receiver testing. Spurious signals are more than 70 dB below the carrier at 6 GHz, -60 dBc at 18 GHz. SSB noise is more than -78 dBc, 1 KHz away from a 6 GHz carrier, and 109 dBc at 100 KHz offset.

True signal generator performance is

achieved with calibrated output from +3 to -120 dBm. Ranges are displayed on a 2½ digit LED readout and internal leveling is flat to  $\pm 1.25$  dB.


Amplitude modulation signals are externally supplied but internally monitored with an AM bandwidth of 500 KHz at 6 GHz and 100 KHz at 18 GHz. Metered and calibrated ranges are 30% per volt and 100% per volt.

Broadband frequency modulation is possible to 10 MHz rates and 10 MHz peak deviation. Six calibrated ranges from 30 KHz per volt to 10 MHz per volt monitor the input signal. Simultaneous AM and FM may be applied.

All front panel functions can be remotely programmed, via the HP Interface Bus, as a standard feature. Frequency will typically switch within 15 ms.

The HP 8671A Microwave Synthesizer (2-6.2 GHz) is ideal for many S and C band local oscillator applications, and offers the same wideband FM features as the 8672A.


For additional technical data, check Model 8672A on the HP Reply Card.



The new HP 8672A Synthesized Signal Generator with wide dynamic range and exceptional stability provides features important to both broadband testing or to highly stable receiver tests.

## New option adds complete "hands-off" operation to universal counter

Fully programmable front panel of 5328A universal counter facilitates assembling versatile measurement computation systems. System shown makes ordinary or statistical time interval and frequency measurements. An HP 9800 series programmable calculator is controlling the system and computing statistics to be plotted by the HP 9862A.



Add Option 041 to the Model 5328A Universal Counter for completely automated operation under computer or calculator control *plus* higher performance time interval measurements.

This new option adds full remote programming of all input signal conditioning controls. Trigger slope, trigger level, attenuators, AC-DC coupling, and 50 $\Omega$  or 1M $\Omega$  input impedance can now be set remotely. This is in addition to all the other front panel controls which are remotely set by the Hewlett-Packard Interface Bus (HP-IB) Option 011, a requirement for this total capability.

Option 041 also significantly increases the resolution and versatility of the 5328A counter's time interval

measurements. Included among the many improvements are 10 ns single shot time interval resolution and the HP exclusive jittered clock that can give more accuracy and certainty to averaged time interval measurements.

Combine Option 011 and 041 with the 5328A and you will have a counter that will simplify your automation and measurement tasks.

Other 5328A options available include a 512 MHz channel, choice of two types of built-in DVMs and an ultra-stable time base oscillator.

*For more information, check K on the HP Reply Card.*

HP has integrated into the NEW HP-27 the most significant functions used by scientists and financiers

The HP-27 Scientific/Plus is the most powerful preprogrammed pocket calculator Hewlett-Packard has ever built.

Five new functions never before offered by HP include variance, correlation coefficient, normal distribution, net present value and internal rate of return.

You will be able to solve difficult scientific and statistical problems with the 28 math and trig functions, 15 statistical functions and 10 financial functions.

You can simplify complex calculations through the use of the 20 memories; store constants in 10 addressable registers; manipulate data in four operational stack memories.

Multiple clearing operations let you preserve data in some registers while preparing others for a new calculation.

For today's engineer solving complicated equations or preparing budgets, cost analyses or forecasts, the HP-27 is an outstanding price/performance tool to assist in technical and resource management decisions.

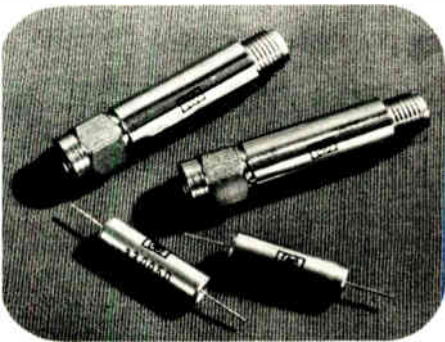
*Check A on the HP Reply Card.*



The HP-27 offers all the scientific functions we've preprogrammed into earlier scientific *plus* new stat and financial functions, new storage capacity, new clearing operations and engineering notation.



## Higher power for microwave impulse train generators



New coaxial step recovery diode modules are of rugged, reliable solid state hybrid integrated design.

Two new step recovery diode modules for comb generation are added to Hewlett-Packard's line. Model 33005C is a complete comb generator with dc return and 3mm connectors; Model 33005D is a cylindrical module with axial leads. Input frequency for both is  $1000 \pm 50$  MHz. Guaranteed output power at 18 GHz is  $-15$  dBm with 0.5 watt drive. Applications include measurement of spectral behavior of linear components such as filters and slow wave structures, frequency and amplitude calibration of receivers and antennas, and reference frequency generation for phase locked systems.

When driven at the appropriate input frequency, the devices generate a train of narrow, high amplitude pulses at a repetition rate equal to the input frequency. The resulting comb spectrum consists of lines at all multiples of the input frequency up to and beyond 18 GHz.

Output pulses are typically 10 volts amplitude and 150 picoseconds wide with 0.5 watt drive at 1000 MHz. Input is matched to 50 ohms.

For technical data, check E on the HP Reply Card.

## Two new hermetic LED displays with on-board decoder/divider


Two new series of LED  $4 \times 7$  dot matrix numeric/hexadecimal displays are hermetically sealed for high reliability. Both displays provide a 7.4 mm (0.29") character height.

Models 5082-7356, -7357 and -7359 are intended for the industrial user who requires the degree of reliability offered by ceramic packages.

Models 5082-7391, -7392 and -7395 are intended for demanding requirements of military, satellite and spacecraft applications, and for industrial users demanding the ultimate in reliability.

These displays are categorized for luminous intensity assuring uniformity of light output from unit to unit within a single category.

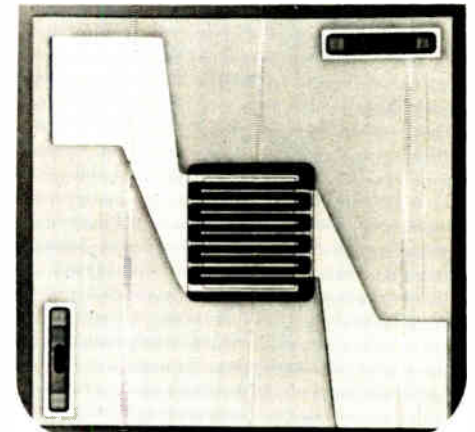

For more details on displays for high reliability applications, check H on the HP Reply Card. For less demanding applications, check I on the card.



New series solid state numeric and hexadecimal indicators with 5-bit memory designed for use in military and adverse industrial environments.

## New ultra-low noise bipolar transistor with only 2.7 dB NF at 4 GHz

The chip is packaged in the HPAC-70GT, a rugged co-fired metal/ceramic hermetic package.



A new NPN bipolar transistor utilizing ion implantation techniques in its manufacture is provided with scratch protection over its active area.

Designers of ultra low-noise amplifiers will find this new microwave bipolar transistor ideal for use from 1 to 4 GHz in applications such as radar preamplifiers, ECM equipment, microwave links, broadband IF amplifiers and satellite systems.

The HXTR-6101 has a specified noise figure of 2.7 dB typical (3 dB max.) at 4 GHz and 1.5 dB typical at 1.5 GHz. Typical associated gain at NF conditions is 9.0 dB at 4 GHz and 15 dB at 1.5 GHz.

For further details, check N on the HP Reply Card.

# We've revolutionized digital troubleshooting again— this time it's a current tracing probe

Put Hewlett-Packard's new Model 547A Current Tracer on or near a misbehaving logic circuit path and look for the light to illuminate at its tip. Now, you're on your way to solving some of digital logic troubleshooting's most difficult problems—you know just where logic current pulses from 1 mA to 1A are flowing...even in multilayer circuit boards...and for all logic families.

You'll be able to perform the following quickly and economically:

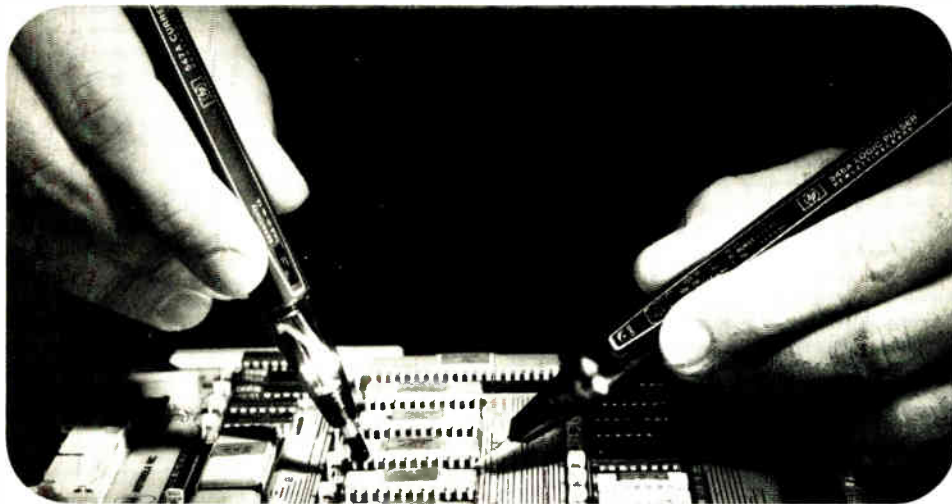
#### TROUBLESHOOT:

- Wired - AND/OR busses
- Three-state busses

#### PINPOINT:

- The one bad IC on a stuck node
- Hairline cracks/solder bridges
- Backplane/motherboard shorts

On a shorted node, all points are stuck in one state by the short. Many stuck node troubleshooting problems, particularly in wired-AND/OR configurations, result in wasted time and excessive costs since several ICs have to be removed before finding the bad one, and in the process, the circuit board may be damaged. Now, the 547A exactly pinpoints the one faulty point on a node. How do you determine that your circuit problem is a stuck node? With a voltage-sensitive logic probe like the new, all-family Model 545A announced in the March/April issue of Measurement/Computation News.



The Current Tracer's highly sensitive, shielded magnetic sensor precisely locates low impedance faults in digital circuits by "sniffing out" current sources or sinks in all logic families. If current pulses are needed, use the new programmable 546A Pulser to supply them.

The lamp in the 547A Tracer's tip indicates single-step current transitions; single pulses  $\leq 50$  ns wide; pulse trains to 10 MHz (typically 20 MHz for pulses  $\leq 10$  mA). Sensitivity is 1 mA for risetimes  $\leq 200$  ns and is adjustable up to 1A via a fingertip control. Power it from 4.5 to 18 Vdc,  $\leq 75$  mA.

If there's no current in the circuit or branch you're testing, you can supply it with our new Model 546A Logic Pulser. It's programmable to give one pulse per command, a 1, 10 or 100 Hz stream, or a burst of exactly 10 or 100 pulses. So now you can set your circuit

into its 852nd clock pulse state if you wish. It'll produce lots of short duration current to drive TTL or CMOS high nodes low or low nodes high—automatically and without harm to the circuit. Use it as pulse source for troubleshooting with logic probes, too. It's an amazingly capable pulse generator—especially for its small size.

Circle B on the HP Reply card and we send data on all the above, and on our Logic Clip and Logic Comparator, too.

East-4 Choke Cherry Road, Rockville, MD 20850  
Ph. (301) 948-6370.  
South-P.O. Box 10505, Atlanta, GA 30348  
Ph. (404) 434-4000.  
Midwest-5500 Howard Street, Skokie, IL 60076.  
Ph. (312) 677-0400.  
West-3939 Lankershim Blvd, North Hollywood, CA  
91604, Ph. (213) 877-1282.  
Europe-7, rue du Bois-du-lan, P.O. Box, CH-1217, Meyrin-2,  
Geneva, Switzerland, Ph. (022) 41 54 00.  
Canada-6877 Goreway Drive, Mississauga, Ontario,  
L4V 1M8, Ph. (416) 678-9430.  
Japan-Yokogawa-Hewlett-Packard Ltd., Ohashi  
Bldg., 1-59-1 Yoyogi, Shibuya-ku,  
Tokyo 151, Ph. 03-370-2281/92.

**HEWLETT**  **PACKARD**

Sales and service from 172 offices in 65 countries.

 **MEASUREMENT  
COMPUTATION** **NEWS**  
innovations from Hewlett-Packard

MAY/JUNE 1976

New product information from  
**HEWLETT-PACKARD**

Editor: Iona M. Smith

Editorial Offices:  
1507 Page Mill Road  
Palo Alto, California, 94304 U.S.A.

Not New...Just the Best



## **ERIE RED CAP**

### **Miniature Ceramic Capacitors**

#### **WIDEST SELECTION OF MINIATURIZED CERAMIC CAPACITORS IN THE INDUSTRY!**

Erie is in the Red Cap winner's circle because of a well engineered component that's backed by a unique process control system. Combine this with talented, motivated people and you have Erie as the leader in its field. These tiny high quality capacitors are not new . . . but they are the best. Our customers attest to it. Our test laboratories prove it.

Red Cap dielectrics are manufactured by Erie's exclusive Monobloc Process<sup>™</sup> . . . a modern, time-proven ceramic film technology. And tough environmental extremes routinely are endured by our own Jet-Seal, a hard, bright red polymeric protective coating. (The superior aesthetic appearance of Jet-Seal comes to you at no charge.)

Erie Red Caps have it all. 21 temperature characteristics. 1pF to 10uF capacitance range. Ratings from 25 to 500 Vdc. You name the application . . . we've got a Red Cap for the job. All this is due to Erie's total in-house capability . . . from exclusive ceramic formulations to unique packaging. So on your very next buy of ceramic capacitors, do it the easy way . . . specify Erie Red Caps.

Write TODAY for Red Cap brochure 8000 . . . or call our nearby factory representative.

**ERIE TECHNOLOGICAL PRODUCTS, INC.**  
Erie, Pennsylvania 16512

**ERIE**

Circle 27 on reader service card


CAPACITANCE  
RANGE  
1pF to 10uF

21  
TEMPERATURE  
Characteristics

Voltage Range  
25 to 500 Vdc

Encapsulated  
by  
"JET-SEAL"

Meet or Exceed  
Requirements  
of MIL-C-20  
MIL-C-11015  
As applicable



# 1100 YEARS FROM NOW, YOU'LL STILL BE GLAD YOU BOUGHT OUR MEMORIES.

Eleven hundred years from now, our semiconductor memories will still be going strong.

Because right now we're selling MOS memories with MTBFs per device of from 5 to 10 million hours. Which is well over 1100 years.

Our bipolar memories, on the other hand, will last a few centuries longer. Their MTBFs go up to 14 million hours.

And if you think these terrific figures are just wild claims like you're used to seeing in semiconductor advertising, you probably haven't heard about how we spec our products: in a word, conservatively.

Of course, all this industry-leading

reliability wouldn't mean very much if we didn't deliver it in the kind of state-of-the-art products you need.

But we do.

We sell a comprehensive line of memories that includes everything from a family of 4K MOS RAMs with access times down to 135ns, to the industry's first 2K EEPROM that can match the requirements of microprogrammed control applications.


For the full story, just contact one of our reps or distributors.

Preferably within the current millennium.

NEC Microcomputers, Inc.,  
Five Militia Drive, Lexington, MA  
02173. 617-862-6410.

## **NEC** microcomputers, inc.

REPS: East - C & D Sales 301-296-4306, Contact Sales 617-273-1520, Tronic Assoc. 516-466-2300; South - Merino Sales 214-233-6002, Perrott Assoc. 305-792-2211, 305-275-1132, 813-585-3327, Space Eng. Sales 205-837-6060, Wolfs Sales Serv. 919-781-0164; Midwest - K-MAR Eng. & Sales 816-763-3466, McFadden Sales 614-221-3363, R. C. Nordstrom 313-559-7373, 616-429-8560, R.F. Specialists 312-698-2044; West - Mike Duffy Assoc. 303-934-7392, Electronic Component Marketing 714-524-9899, 714-295-6122, 213-340-1745, Summit Sales 602-994-4587, Trident Assoc. 415-967-7031, Tri-Tronix 505-265-8409, 206-454-0940; Canada - R.F.Q. Ltd. 416-626-1445, 514-626-8324 DISTRIBUTORS: Century Elect., Harvey Elect., Intermark Elect. (Sunnyvale, Santa Ana, San Diego, Seattle), Lionex Corp., G.S. Marshall (Sunnyvale), Mirco Elect., R-M Elect., Semiconductor Specialists.



# Thin-Trim. capacitors

Tucked in the corner of this Pulsar Watch is a miniature capacitor which is used to trim the crystal. This Thin-Trim capacitor is one of our 9410 series, has an adjustable range of 7 to 45 pf, and is .200" x .200" x .050" thick.

The Thin-Trim concept provides a variable device to replace fixed tuning techniques and cut-and-try methods of adjustment. Thin-Trim capacitors are available in a variety of lead configurations making them easy to mount.

A smaller version of the 9410 is the 9402 series with a maximum capacitance value of 25 pf. These are perfect for applications in sub-miniature circuits such as ladies' electronic wrist watches and phased array MIC's.

The logo for Johanson Manufacturing Corporation, featuring the name "Johanson" in a stylized, cursive script font enclosed within an oval border.

Johanson Manufacturing Corporation  
Rockaway Valley Road  
Boonton, New Jersey 07005  
(201) 334-2676 TWX 710-987-8367

## Meetings

**Chicago Spring Conference on Consumer Electronics**, IEEE, Marriott Motor Hotel, Chicago, June 7-8.

**National Computer Conference**, IEEE et al., New York Hilton, Americana Hotel, and New York Coliseum, June 7-10.

**Hybrid Microcircuits Symposium**, U.S. Army Electronics Command, Fort Monmouth, N.J., June 8-9.

**Power Electronics Specialists Conference**, IEEE, NASA Lewis Research Center, Cleveland, Ohio, June 8-10.

**International Microwave Symposium**, IEEE, Cherry Hill Inn, Cherry Hill, N.J., June 14-16.

**Electrical Insulation International Symposium**, IEEE, Queen Elizabeth Hotel, Montreal, Que., June 14-16.

**ICC '76 International Conference on Communications**, IEEE, Marriott Motor Hotel, Philadelphia, June 14-16.

**Joint MMM-Intermag Conference**, IEEE and AIP, Hilton Hotel, Pittsburgh, June 15-18.

**Fault-Tolerant Computing Conference**, IEEE, Chatham Center, Pittsburgh, Pa., June 21-23.


**Device Research Conference**, IEEE, University of Utah, Salt Lake City, June 21-23.

**Electronic Materials Conference**, AIME, University of Utah, Salt Lake City, June 23-25.

**13th Design Automation Conference**, ACM and IEEE, Rickey's Hyatt House, Palo Alto, Calif., June 27-29.

**Conference on Precision Electromagnetic Measurements**, IEEE, NBS, and URSI, NBS Laboratories, Boulder, Colo., June 28-July 1.

**Symposium on Frequency Standards and Metrology**, NBS and URSI, Copper Mountain, Colo., July 5-7.



# From General Electric New Optoelectronics Manual

NEW 192 page Manual written by General Electric Application Engineers contains 7 basic sections of practical user oriented information relating to Emitters, Detectors & Couplers—

- Theory
- System Design
- Reliability
- Measurements
- Circuits
- Symbols & Terms
- Specifications

Copies are available from any authorized GE distributor, GE OEM Electronic Components Sales Office, or by sending \$3.00 plus applicable tax to General Electric, Semiconductor Products Department, Electronics Park, Bldg. 7-49, Syracuse, New York 13201.

In Europe send £1.50 to ETC, County Louth, Dundalk, Republic of Ireland.

**GENERAL**  **ELECTRIC**

# The Battle of the 80's

Think of your next microcomputer as a weapon against horrendous inefficiencies, outrageous costs and antiquated speeds. We invite you to peruse this chart.

Features:	8080A	Z80-CPU	Features:	8080A	Z80-CPU
Power Supplies	+5,-5,+12	+5	Instructions	78	158*
Clock	2 $\Phi$ ,+12 Volt	1 $\Phi$ ,5 Volt	OP Codes	244	696
Standard Clock Speed	500 ns	400 ns	Addressing Modes	7	11
Interface	Requires 8222, 8228 & 8224	Requires no other logic and includes dynamic RAM Refresh	Working Registers	8	17
			Throughput	Up to 5 times greater than the 8080A	
Interrupt	1 mode	3 modes; up to 6X faster	Program Memory Space	Generally 50% less than the 8080A	
Non-maskable Interrupt	No	Yes	*Including all of the 8080A's instructions.		





# Announcing Zilog Z-80 microcomputer products.

## With the next generation, the battle is joined.

The Z-80: A new generation LSI component set including CPU and I/O Controllers.


The Z-80: Full software support with emphasis on high-level languages.

The Z-80: A floppy disc-based development system with advanced real-time debug and in-circuit emulation capabilities.

The Z-80: Multiple sourcing available now.

# Your ammunition:

## A chip off a new block.



A single chip, N-channel processor arms you with a super-set of 158 instructions that include *all* of the 8080A's 78 instructions with *total* software compatibility. The new instructions include 1, 4, 8 and 16-bit operations. And that means less programming time, less paper and less end costs.

And you'll be in command of powerful instructions: Memory-to-memory or memory-to-I/O block transfers and searches, 16-bit arithmetic, 9 types of rotates and shifts, bit manipulation and a legion of addressing modes. Along with this army you'll also get a standard instruction speed of 1.6  $\mu$ s and all Z-80 circuits require only a single 5V power supply and a single phase 5V clock. And you should know that a family of Z-80 programmable circuits allow for direct interface to a wide range of both parallel and serial interface peripherals and even dynamic memories without other external logic.

With these features, the Z80-CPU generally requires approximately 50% less memory space for program storage

yet provides up to 500% more throughput than the 8080A. Powerful ammunition at a surprisingly low cost and ready for immediate shipment.

# Mighty weapons against an entrenched: The Z-80 development system.

You'll be equipped with performance and versatility unmatched by any other microcomputer development system in the field. Thanks to a floppy disc operating system in alliance with a sophisticated Real-Time Debug Module.

The Zilog battalion includes:

- Z80-CPU Card.
- 16K Bytes of RAM Memory, expandable to 60K Bytes.
- 4K Bytes of ROM/RAM Monitor software.
- Real-Time Debug Module and In-Circuit Emulation Module.
- Dual Floppy Disc System.
- Optional I/O Ports for other High Speed Peripherals are also available.
- Complete Software Package including Z-80 Assembler, Editor, Disc Operating System, File Maintenance and Debug.



# On standby: Software support.

All this is supported by a contingent of software including: resident microcomputer software, time sharing programs, libraries and high-level languages such as PL/Z.

# On standby: User support.

Zilog conducts a wide range of strategic meetings and design oriented workshops to provide the know-how required to implement the Z-80 Microcomputer Product line into your design. All hardware, software and the development system are thoroughly explained with "hands-on" experience in the classroom. Your Zilog representative can provide you with further details on our user support program.



# Reinforcements: A reserve of technological innovations.

The Zilog Z-80 brings to the battlefield new levels of performance and ease of programming not available in second generation systems. And while all the others busy themselves with overtaking the Z-80, we're busy on the next generation—continuing to demonstrate our pledge to stay a generation ahead.

The Z-80's troops are the specialists who were directly responsible for the development of the most successful first and second generation microprocessors. Nowhere in the field is there a corps of seasoned veterans with such a distinguished record of victory.

Signal us for help. We'll dispatch appropriate assistance.



**Zilog** MICROCOMPUTERS

170 State Street, Los Altos, California 94022  
(415) 941-5055/TWX 910-370-7955

Circle 33 on reader service card

AN AFFILIATE OF **EXXON** ENTERPRISES INC.



# The one variable the world can standardize on.

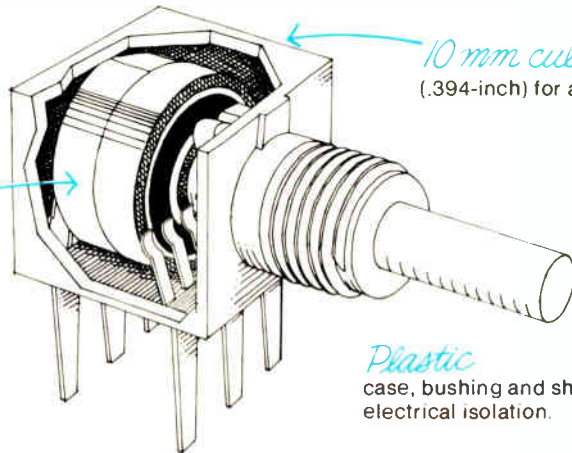
Our new Type M conductive plastic variable resistor is hard metric. A 10 mm cube that's tiny, flexible and rugged. The MINI-METRIC is the smallest dual pot available today. Manufactured in the United States, it's dimensioned the way the rest of the world thinks. Allen-Bradley has what you need; or, it can be ordered through our distributors. Ask for Publication 5239.

## Choices

single or dual pot or pot/switch combinations

## 100 ohms to 1 megohm

conductive plastic resistance elements,  $\pm 20\%$  tolerance, standard resistance values conform to IEC.




## 10 mm cube

(.394-inch) for all combinations.

## Plastic

case, bushing and shaft for electrical isolation.



## Quality in the best tradition.



**ALLEN-BRADLEY**  
Milwaukee, Wisconsin 53204

EC131

## ICs to pass discretes in 1976 shipments

Shipments of integrated circuits are expected to exceed those of discrete devices in 1976 for the first time—\$2.5 billion versus \$2.4 billion. That forecast is in the just-released third annual semiconductor forecast by WEMA, the West Coast-based trade association for electronics firms. During 1975 the two categories ran almost even: \$2 billion for discretes and \$1.9 billion for ICs.

The WEMA report also predicts **worldwide shipments of semiconductors will be up 24% in 1976 over 1975**—\$4.986 billion vs \$4.028 billion. The total is expected to rise 20% to \$5.971 billion in 1977 and another 12% to \$6.999 billion in 1978. (During 1975, by comparison, semiconductor shipments declined 17% from 1974).

Of the total output of semiconductors expected in 1976, about 46% will be consumed in the U.S. Among the major product groups covered in the forecast, ICs in general are expected to jump 31% in shipments in 1976, 26% in 1977, and 17% in 1978. MOS devices will grow by 35% to \$1.112 billion in 1976, 31% in 1977, and 22% in 1978. Bipolar devices will rise 25% to \$841 million in 1976, 19% in 1977, and 9% in 1978. Linear devices will increase by 35% to \$583 million in 1976 and discretes by 17% to \$2.450 billion.

## Texas Instruments to offer samples of bicolor LEDs

Watch for Texas Instruments to start supplying samples of bicolor light-emitting diodes this summer. Though the firm's optoelectronics team in Lubbock, Texas, **has designed a single chip that changes colors at different current levels**, it has chosen to go with two-chip packages, in which the polarity of the current determines which of two differently colored LEDs, wired in reverse parallel, will turn on.

TI is also packaging two LEDs of the same color back to back, in the hope that the devices will have a wide appeal as replacements for incandescents. With the addition of just a current-limiting resistor, the bidirectional package can be driven with ac—no blocking diode is necessary.

## Data Precision to offer \$189 3½-digit multimeter

Data Precision Corp. will enter a new, lower price range next month when it introduces a 3½-digit (2,000 count) multimeter selling at \$189 **that offers even more than the Wakefield, Mass., company's hot-selling 4½-digit model 245**. While the older 245 lacks a 100-millivolt full-scale range, the new entry will measure five ac or dc ranges from 100 mV to 1,000 volts, plus five ranges of current and six ranges of high or low current resistance. The 100-mV range gives the 175 the same 100-microvolt resolution as the model 245, which lacks this range. Absolute accuracy on most ranges is within 0.1% of input,  $\pm 1$  least significant digit, measured at 23°C,  $\pm 5^\circ\text{C}$ , with a full year between calibrations. The unit has a frequency response to 50 kilohertz, with accuracy at that level rated at 3% of input,  $\pm 2$  least significant digits.

## RCA op amp takes on 741

RCA's Solid State division has extended the range of its mixed bipolar-MOS linear technology with a new operational amplifier that the Somerville, N.J., semiconductor supplier hopes **will bump out the 741 as the new industry standard**. The device, the CA3140, is built with the same MOS

input stage and bipolar gain stages as RCA's popular 3130 op amp, except that now designers have added internal compensation, high-voltage operation (4 to 44 volts) and 1,000-V input protection, making it a natural for general-purpose 741 slots. Input specs are excellent (current of 10 picoamperes, offset voltage of 5 millivolts) thanks to RCA's interdigitated MOS input stage, while ac performance (gain-bandwidth of 4.5 megahertz, plus slew rate of 9 V per microsecond) is quite respectable.

## **All-electronic phones to be installed by Bell Canada**

Bell Canada will steal a march on the rest of the world in August when it scatters 200 of its E-phones (for all-electronic) across Canada for field tests. Even the ring will be electronically generated. The extensive use of LSI circuitry permits **all circuitry to be installed in the handset**, leaving the base free for added features such as a calculator, tape recorder, or memory for other devices.

## **National to build I<sup>2</sup>L version of bipolar static RAM**

Although many semiconductor industry insiders said that integrated injection logic was not a viable memory technology, there has been a sudden burst of product announcements. Now, National Semiconductor will make available in late June or early July its **45-nanosecond version of Fairchild's Isoplanar 93415-A** 1,024-bit bipolar static random access memory.

Designated the DM93415, National's bipolar device achieves its speed and small 100-by-100-mil chip size by combining oxide isolation and I<sup>2</sup>L circuit techniques. Work is also in progress on a static 4,096-bit bipolar RAM with speeds in the 100-ns range that should be available in sample quantities by late 1976.

## **Digital thermometer can be submerged**

An innovation in digital thermometers, from ECD Corp., Cambridge, Mass., is a totally submersible and splash-proof device. Now in prototype, **it is expected to be used in component-temperature testing as well as chemical, photographic, and medical laboratories.** The instrument's target price is \$189.

## **Fairchild readies line of watches in plastic cases**

Fairchild Camera and Instrument Corp. is about to jump into the plastic-cased digital watch market already occupied by Texas Instruments and National Semiconductor. **Fairchild plans to announce next month several \$19.95 five-function watches.** In addition to the plastic-cased models, the same C-MOS module will be used in a \$25 metal-cased family to be announced at about the same time.

## **Addenda**

Look for Hewlett-Packard to revise its 300 series minicomputers upward to a region where **it will compete with the DEC System 20 and the smaller models in IBM's System/370 series.** . . . The search for a general manager for Motorola's Integrated Circuits division is drawing to a close, in the view of John Welty, general manager of the division's parent Semiconductor Group. "We hope to choose him and have him on board **by the end of the second quarter,**" says Welty.



# A chip off the old block.

As you can see, this chip is housed in ceramic and mounted in a forty pin, dual in-line package.

As you can't see, it's a NOVA<sup>®</sup> computer.

Inside that packaging sits a full 16-bit, silicon gate, NMOS microNOVA CPU. The mN601.

The mN601 is the first microprocessor designed and manufactured by a minicomputer company. And it's the highest performance NMOS microprocessor on the market. With our 160 nanosecond RAM, it has a memory cycle time of 960 nanoseconds and the fastest instruction times going. Like an Add of 2.4 microseconds. And a Load of 2.9 microseconds.

The mN601 has the 16-bit NOVA instruction set including hardware stack for easy programming. And 16-bit data for efficient memory use.

It also has hardware multiply/divide for fast program execution. Integral data channel logic for easy interfacing to high performance peripherals. Control and timing for high density RAM memories. Integral hidden refresh logic that overlaps instruction execution timing. Plus a unique I/O encoding scheme for efficient easy interface design. Even the real-time clock is included. All of which reduces the chip count.

And all that computer is in a single chip.

And because the mN601 is a NOVA, it uses the most mature, field-proven software you can get with any micro. So you can cut back on development time and cost by using compatible software like our diskette-based Disc Operating System and our Real-Time Operating System.

Also, the mN601 comes with the full documentation support you'd expect from a minicomputer company like Data General.

If you want more than a chip, you can get it. There's a whole chip set, a 4K computer-on-a-board and a fully-packaged 9-slot microNOVA MOS mini. And there's more.

Don't stop here.

Sign up for a technical seminar on the microNOVA. They'll be held in major cities around the country from New York to Los Angeles. They'll last a half-day. And they're free.

For more information call our toll free number, 800-225-9497 (Unless you're in Massachusetts. In which case, call 1-617-485-9100 Ext. 2509.)

**microNOVA:**  
A giant reduction in the NOVA line.

## DataGeneral

• Data General, Route 9, Southboro, Mass. 01772 (617) 485-9100. Data General (Canada) Ltd., Ontario. Data General Europe, 15 Rue Le Sueur, Paris 75116, France. Data General Australia, Melbourne (03) 82-1361

NOVA is a registered trademark of Data General Corp.

# If you haven't had a Model 3500 demo yet here are 7 reasons why you should.

Data Precision's Model 3500 5½ digit multi-meter gives you more at reduced costs.

## 1. BCD Output and Digital Control

Parallel BCD output and digital control signal capability at no extra cost.

## 2. Ratio Measurements

DC/DC and AC/DC ratio measurement capability at no extra cost.

## 3. High Normal Mode and Common Mode Rejection

Model 3500 performance is significantly more effective in rejecting normal mode and common mode signals up to 80dB NMRR and up to 160dB CMRR.

## 4. Hi-Frequency Measurements

The Model 3500 AC voltage measuring capability is specified up to 100KHz.

## 5. High and Low Range ACV Measurement Capability

Provides a measurement capability of AC voltages on 5 range scales, including the low scale with 1µV resolution and a high scale to 700 volts RMS.

## 6. Zero Stability

Model 3500 incorporates Tri-Phasic™ auto-zeroing performance eliminating the need for zero adjustment between measurements on any range and any function.

## 7. Price

High quality performance and accuracy for \$995 complete.

The Model 3500 has a 6 months basic DC accuracy of ±0.007% of reading ±1 LSD, full auto-ranging from 1 microvolt to 1000V (DC or AC peak) and 1 milliohm through 12 Megohms resistance, 20% overranging and an easy-to-read ½ inch planar display.

The Model 3500 also features our Tri-Phasic™ conversion cycle, Ratiohm™ resistance mode, and Isopolar™ referencing, circuit techniques that increase performance and decrease price.



To arrange an immediate demonstration or for technical data and a comparative analysis of the Model 3500 contact: Data Precision, Audubon Road, Wakefield, MA. 01880 (617) 246-1600. TELEX (0650) 949341.

 DATA PRECISION®  
...years ahead

## Navy to test fiber optics aboard a sub

Analog link for a sonar array will use DuPont plastic cable; goal is inexpensive alternative to usual twisted-wire pairs

The Navy will be testing a fiber-optic link aboard one of its submarines early this summer, hoping eventually to replace heavy copper wiring with lighter, interference-free cables. The 52-channel analog link for a sonar array is being installed by the New London Laboratory of the Naval Underwater Systems Center, New London, Conn.

"We are using here-and-now technology without overspecifying components to show that optical fiber cabling is a relatively inexpensive alternate to shielded, twisted-wire pairs," says Fred Allard, a principal investigator for the fiber optic programs at the Center. DuPont Co.'s PFX0715 plastic-fiber cable will be used in the upcoming sea trials, with the sonar operated

against real, not simulated, underwater targets.

Each cable, which is available commercially, houses seven optical fibers grouped in a closely packed hexagonal array that is jacketed with an opaque polyethylene for protection. The core material is polymethyl methacrylate sheathed in an optical insulator of lower refractive index.

**Special converter.** To operate with the fiber-optic links, the Navy has built a 52-channel converter that translates the electrical output from the sonar to light signals at the transducer end and then back to electrical signals at the signal processor. The approach is straightforward, as shown in the figure below. The output of the sonar transducer is amplified and, in a line driver module, used to drive an fm modulator whose signal is applied to a light-emitting diode. Demodulation takes place in the line receiver module, with the demodulated output fed to the sonar processor.

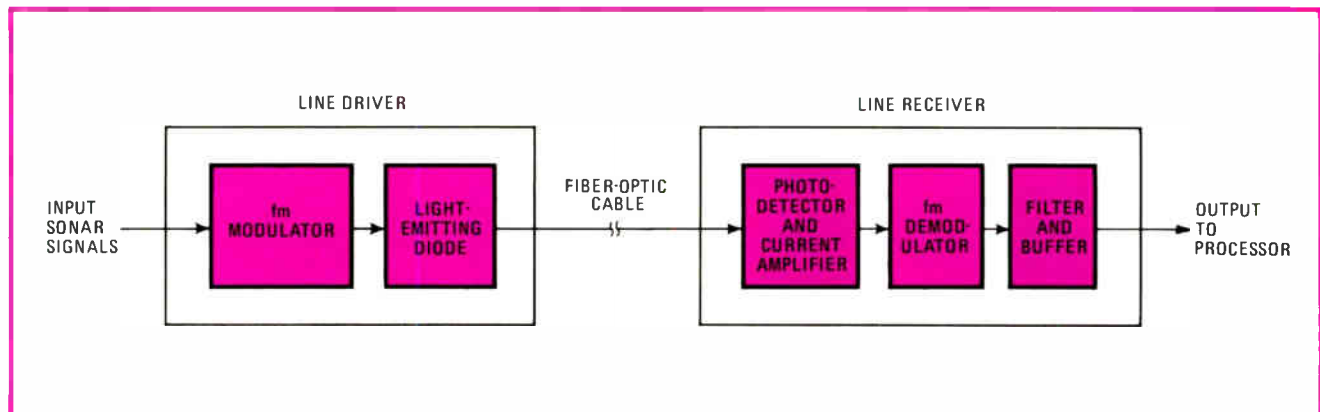
According to Allard, it is hoped

the tests will prove the ability of fiber optics to handle actual sonar data with accuracy at least comparable to what's obtained with conventional twisted wire. The Navy hopes to obtain a system capability of 100 decibels of dynamic range, crosstalk of less than 100 decibels, and harmonic distortion of less than 1%. Short-term reliability and maintainability as well as low cost are other musts for the link.

"We opted for plastic cables because they don't break the way some glass cables do," Allard explains. "And nothing is more cost-effective than plastic for our needs right now." He puts the cost per channel at about \$100 in small quantities for everything but the cabling. The cable is priced at \$3.30 per meter and has connectors at both board and cabinet level.

The light source for the line driver is an off-the-shelf Fairchild Semiconductor light-emitting diode priced at less than \$2 in small quantities. Off-the-shelf integrated-circuit voltage-controlled oscillators

**Light converter.** In the developmental system, electrical signals in each sonar channel are converted to light for transmission in a 52-channel fiber-optic link. At receiver end, light is converted back to electrical signals for further processing.



(for the modulator) and connectors and hardware are also used. Cable cost, which Allard concedes is relatively high now, is expected to drop considerably once the manufacturer begins turning out larger production quantities.

The same is true for the photodetector/amplifier made by Control Products division of Devar Inc. At about \$30 each, these small semiconductor devices are the most costly components in the modules.

If the tests prove successful, the next steps, says Allard, are to refine the cable and connector designs, miniaturize the line driver and receiver modules, and then integrate it all into the existing sonar system. □

### Military

## Air Force radar balances its costs

With performance and reliability balanced against acquisition cost and ease of maintenance, a new

multimode radar for the Air Force is undergoing some arresting compromises. For one thing, the developer, Westinghouse Defense & Electronic Systems Center, Baltimore, found it could provide a more cost-effective system by lowering the mean time between failure to less than half the original specification.

**Bomber bound.** The design philosophy of the new system—called the electronically agile radar—was detailed last week in a joint presentation by the Air Force Avionics Laboratory, Dayton, Ohio, and Westinghouse at the National Aerospace and Electronics Conference in Dayton. About halfway through a 50-month design and development schedule, the \$23 million EAR is intended for the manned strategic bombers—the B-1, B-52 and FB-111—of the next decade.

The radar is a phased-array system that will have more functions than three other radars in the Air Force inventory but cost no more. By combining electronic beam shifting and digital processing of radar returns, EAR will be capable of: ter-

rain following and avoidance for low-altitude penetration to escape detection by ground-based radars; Doppler velocity measurements to compensate for an inertial navigation system's velocity drift; forward-looking ground mapping, plus a beacon-locating capability for ground support and in-flight tanker rendezvous. An air-to-air defense capability can be added later.

Target purchase price for the system is \$640,000 in 1970 dollars, according to Westinghouse, which stresses that "cost of ownership over the life of the radar is the primary design criterion."

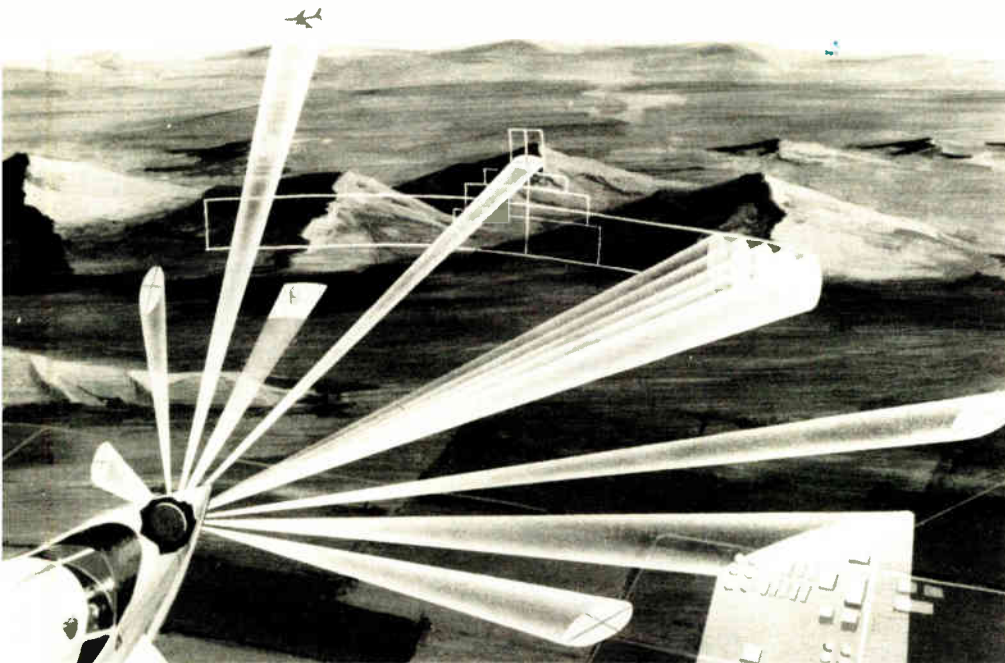
**Tradeoffs.** This is where Westinghouse is doing its balancing act. For example, Westinghouse says that by lowering mean time between failure to 130–150 hours from the original spec of 325 hours, the system became more cost-effective. Usually, lower MTBF implies higher maintenance outlays.

Key to the reduction is the use of EAR's digital-signal-processing capability with the system's mini-computer—the Westinghouse EP model—for built-in testing and fault-isolation. Built-in testing "should isolate 95% of the radar faults to a single line-replaceable module," which will be small enough to ship to a depot for repair.

Another cost-reduction effort is underway on the ferrite phase shifters being developed by subcontractors Raytheon Co. and Microwave Applications Group. The antenna's phase shifters account for about 10% of the radar's total cost, and Westinghouse wants their number cut from 2,000 to 1,818.

Other typical performance trades affecting design and price include elimination of a strip-mapping mode, halving of the transmitter's classified average power, and eliminating an entire liquid-cooling loop.

**Redundancy.** To keep EAR's probability of mission success high and costs down, Westinghouse has opted for what it calls "structured redundancy"—a technique that duplicates some critical components but not all, as is now required in ter-



**EAR's multiples.** Nose-mounted electronically agile radar under development by Westinghouse uses electronic beam shifting plus digital processing of returns for simultaneous all-weather terrain following and avoidance, navigation update, mapping and beacon locating. An air-to-air defensive capability (top left) could be added later.



rain-following radars. The transmitter subsystem is duplicated, but redundancy in the radar's digital signal processor is limited to one line-replaceable module. That module can be automatically cut in should one of the processor's 13 on-line modules fail.

Flight tests of one of the four development radars on board a B-52 are to begin in October 1977. With the tests, the Air Force and Westinghouse hope to prove the 34-inch diameter of the EAR antenna, larger than any of the other radars it replaces, plus its greater output power, will significantly increase resolution and target detection and improve resistance to electrical interference. □

## Navy seeks ideas for fleet defense

Conceptual design of a new fleet defense system for the 1990s and beyond has begun with the Navy's first contracts to industry for parallel definition studies, each to run nine months. The program for the Naval Sea Systems Command, Washington, is called Sircs (Shipboard Intermediate Range Combat System) and is the start of a major effort to counter an expanding Soviet blue-water fleet.

Despite its bagful of defense systems against specific threats being developed for the late 1970s and 1980s, the Navy wants Sircs as an integrated shipboard system for the 1990s. The new combat system will be modular to permit installation on ships ranging in size from giant strike carriers down to 1,000-ton support ships. After completion of concept-definition studies, two of three competing contractors will be selected in mid-1977 to continue on with the second phase of concept validation, or advanced development (see "Sircs winners named").

**Threats.** Precisely what the Navy sees as the air and surface threat to the fleet some 15 to 20 years hence is classified, of course. But one industry official likens it to what

### SIRCS winners named

The Navy has picked teams led by McDonnell Douglas Astronautics Co., Huntington Beach, Calif., Raytheon Co.'s Missile Systems division, Bedford, Mass., and RCA Corp.'s Government and Commercial Systems division, Moorestown, N.J., to lead the concept formulation studies on the Shipboard Intermediate Range Combat System. The nine-month studies will be carried out in parallel. Unsuccessful team leaders submitting proposals for these studies were General Dynamics Corp., General Electric Co., Grumman Aerospace Corp., and Hughes Aircraft Co. [*Electronics*, Feb. 5, p. 49]. Each award is for about \$1.5 million.

Winners of the parallel study awards will be required at the end of their effort to submit reports limited to 1,885 pages in six volumes, the last of which must contain their proposal for the second-stage validation phase. Two contractors for this phase are planned to be named in the second quarter of 1977. In addition to an executive summary, the concept development reports will include volumes dealing with technical considerations, cost analysis and methodology, ship integration, plus support and maintenance.

evolved in the Pacific near the end of World War II: "Remember the Kamikazes? They raised hell with our carriers until the Navy was able to throw together a makeshift system to put up a curtain of defensive fire around the ships. The concept of Sircs may be not much different, except that it won't be makeshift. It will be integrated, and the mix of target sensors, trackers, missiles and guns will be much more sophisticated," in terms of the way fire power from a fleet of ships is distributed.

Moreover, in the intermediate range—out to the horizon—Sircs plans some offensive capabilities against surface and shore targets, according to Defense Research and Engineering chief Malcolm Currie. He said earlier this year, in justifying the need for Sircs before Congress, that it will use existing systems, improved versions of existing systems, or replacement systems as is found necessary to meet the Soviet threat.

By its nature, Sircs will have to interface with certain major sensor, command and control, and weapons systems already in or destined for the Navy inventory. Two examples of such "must" systems are the Naval Tactical Data System, an automated command-and-control system that provides real-time combat information for controlling ships, submarines and tactical aircraft, and RCA Corp.'s Aegis surface-to-air missile defense system.

Still in development and testing, Aegis relies on an advanced radar concept plus General Dynamics' SM-2 intermediate-range Standard missile for ship air defense.

**Response.** Just what the weapons system mix should be is what the Navy expects to learn from its first contract studies. It has given bidders freedom to recommend almost anything they want.

"If they think bows and arrows will do the job, then they can specify that," says Sircs project officer Cdr. Scott Mobley, with a smile. That freedom extends, if a bidder wishes, to waivers from using Mil Std and Mil Spec components—a reported first that may allow significant cost savings.

In driving for a design-to-cost system, the contractors will be required to describe detection-to-kill scenarios for Sircs systems installed aboard four classes of ships. For the small, up to 2,800-ton support ships, as well as for the planned FFX class of missile frigates that are to replace the DE-1052 destroyer escorts, the scenario involves defense against four airplanes or missiles that are attacking simultaneously. Contractors must analyze and partition subsystems down to what's called the third tier level—requirements for major equipment, manned operation stations, computer programs and their interfaces.

For the larger Spruance DD-963 destroyer class, the scenario involves defense against eight air targets,

while the scenario for CVA strike carriers and the proposed new AO class of large, relatively high-speed fleet oilers of the 1990s specifies 14 simultaneous targets. □

---

**Industrial**

---

## Microcomputers cut paper-making costs

While large producers of paper began switching over to computer-controlled paper-making systems some eight years ago, smaller producers, in this low-profit-margin industry, found the payback time too long to justify the high capital expenditure. Even minimum systems often offered more capability than the small user could afford.

But now two manufacturers, Industrial Nucleonics Corp., Columbus, Ohio, and Sentrol Systems Ltd. in Downsview (Toronto) Ont., Canada, are applying microprocessors in systems they say will be cheap enough for that small user.

One such user is the St. Regis Paper Co. plant in Columbus, which is installing Industrial Nucleonics' first new system on a "very small machine by industry standards, producing only 14,000 tons [of paper] per year," says mill manager Dan Sachs. But the new control will for the first time tell Sachs precisely how his process is behaving.

Using relatively low-cost microprocessors is just one way of making the systems inexpensive, however. The two companies are also keeping things simple. They're looking after only the two "most important" parameters of the many involved in manufacturing paper—its "basis weight," or weight per square foot, and its moisture content.

At prices ranging from \$150,000 to \$220,000, the systems will be 20% to 40% cheaper than the lowest-priced computer-control system available until now.

**Minimum output.** "Previously, it would have been difficult to justify computer control on a machine that produced less than 120 tons per

day," says Ralph Foose, manager of advanced systems at Industrial Nucleonics. "Now a mill that makes 50 tons per day can pay for the control system in one year through reduced scrap and material usage." He estimates that approximately 2,000 paper-making machines in the U.S. and Europe fit this category.

Sentrol's system handles all sensing, computation, and control with three microprocessors. An Intel Corp. 8080A, from Intel or Advanced Micro Devices Inc., controls a standard type of sensor head, with its radiation sources and detectors, that traverses the paper web. This head detects basis weight and moisture content from the paper's absorption of beta particles and infrared radiation, respectively. The 8080A transmits the information back to a higher-speed Digital Equipment Corp. LSI-11 computer-on-a-board that performs the control calculations. The LSI-11, in turn, generates process setpoints that are used by a second Intel 8080A to control the actual pressures, temperatures, and flow rates of the paper ingredients.

Such total microprocessor control is feasible, says Sentrol president

Richard W. Lindsay, because the processor spends most of its time collecting data and only 10% of its time on control actions. The small \$3 million Sentrol is content to concentrate on paper making.

**More than micros.** In its design, on the other hand, Industrial Nucleonics didn't rely solely on microprocessors. Instead, the company, which last year grossed \$76 million supplying control equipment to sheet-products industries like paper and steel, hopes to use its system as the first step in a modular general-purpose process-computer family.

Industrial Nucleonics uses an Intel 8080A at the sensor head to relay data back to a Honeywell Level 6 minicomputer. This compares data with the setpoints, performs control calculations, and generates the process-control commands.

"We looked very hard at using micros by themselves versus using a hierarchical system with a minicomputer," says Ralph Foose. "But we found that most micros are not suitable for implementing complex control strategies or for doing a lot of number crunching," apparently a requirement of Industrial Nucleonics' control scheme. □

---

**Solid state**

---

## First I<sup>2</sup>L kits seek to stimulate applications by circuit designers

Look for a number of specialized custom design programs using integrated injection logic to appear on the market this year. They'll be aimed at a mixed bag of users whose diverse applications cannot easily be handled by standard products but for whom I<sup>2</sup>L is ideal because of its ability to meld linear and digital elements on the same chip.


First on the market is Exar Integrated Systems Inc., Sunnyvale, Calif., out this month with a semi-customized master-slice approach combining I<sup>2</sup>L and linear bipolar elements on a single 110-by-110-mil chip. Close on its heels are Inter-

national Microcircuits Inc. of nearby Santa Clara and Interdesign Inc., also in Sunnyvale, both reported to be developing similar master-slice programs. In such an approach, tooling costs are reduced significantly over full custom programs by using standardized, prefabricated master chips that are identical except for the last few interconnect steps.

**Master slice.** Exar's XR-400 program is typical of the approaches being taken. According to the vice president of engineering, Alan Grebene, the key is the master chip with its logic matrix of 1,024 I<sup>2</sup>L transistors and more than 200 conven-

# ANNOUNCING

**A 40 MHz function generator  
you can phase lock,  
am, fm, log or linear sweep, and more.**



## The TEKTRONIX FG 504


In its phase lock, the new FG 504 Function Generator will capture and track a periodic signal, such as a logic pulse or house standard frequency, letting you synchronize the generator's output or convert from one waveform to another. Its am input circuitry senses the presence of an applied modulating signal and reduces the output amplitude by one-half, allowing 100% upward modulation without adjusting the amplitude control. It can be frequency modulated, and it can be swept with its built-in logarithmic or linear sweep. Concentric knobs set the frequency start and stop points.

**Frequency range: 0.001 Hz to 40 MHz • up to 6 ns rise/fall time • 3 basic waveforms • a wide range of pulse shaping with variable rise and fall and symmetry controls • up to 30 V p-p output • built-in attenuator • post-attenuator offset • external and manual trigger or gate.**

In the phase lock, trigger, or gate modes, a phase control shifts the output of the FG 504, so that you can create setups such as a bi-phase clock. A capable instrument for driving logic circuits, the FG 504 is a "clean," 50  $\Omega$  source of pulses to less than 20 ns wide and up to 30 V p-p. Post-attenuator offset enables

use of the full  $\pm 7.5$  V offset range with small signals.

The FG 504 features independent push-button selection of many of its operating modes, so you are not limited to typical "either-or" decisions. Special modes of operation can be set up through independent or simultaneous use of such functions as AM, VCF (fm), SYMMETRY, VAR RISE and FALL, SWEEP, Waveform HOLD, and TRIGGER or GATE or PHASE LOCK.



**Order FG 504T (\$1350) for a stand-alone instrument operable from 100-240 Vac, 48-440 Hz.**

For example, the FG 504 may be operated as a free-running burst generator by using the LIN SWEEP OUTPUT to gate the main

generator. With the generator in the SWEEP mode but the START and STOP frequencies set the same, the actual sweep will be zero. Adjusting the trigger level controls the length of the burst. SWEEP DURATION controls the period between bursts.

A special range allows the audio engineer to sweep from 20 Hz to 20 kHz, or a single internal capacitor may be replaced to change the start and stop points.

And dynamic reaction of AGC, squelch, or amplitude-sensitive circuits such as Dolby systems are easy to test with the FG 504 in a square wave or pulse am mode that varies the output between two different levels.

**Order FG 504 (\$1200) for a plug-in instrument that operates in any multi-compartment TM 500 mainframe power module.**

For further information or a demonstration of the FG 504 and TM 500 Instrumentation, write or phone: Tektronix, Inc., P.O. Box 500, Beaverton, Oregon 97077, (503) 644-0161 ext. 5542. In Europe: Tektronix Limited, P.O. Box 36, St. Peter Port, Guernsey, Channel Islands. U.S. Sales Prices FOB Beaverton, Oregon



**TEKTRONIX®**  
committed to  
technical excellence

For Technical Data circle 42 on Reader Service Card  
For Demonstration circle 43 on Reader Service Card

World Radio History

tional bipolar devices arranged in three separate regions.

One region is the I<sup>2</sup>L gate matrix, made up of 256 quad-output gates. It occupies the middle of the chip and is arranged in 32 cells of 8 gates each, with low-resistivity diffused crossunders between each cell. A second input/output interface section is made up of bipolar npn and pnp transistor arrays and resistors intended to serve as I/O interface between the I<sup>2</sup>L gate matrix and the chip's terminals.

The third region is the linear bipolar section with npn and pnp transistors and resistors laid out in an uncommitted form. They can be interconnected to serve as either linear or digital elements such as amplifiers, oscillators, comparators or clock generators.

**30 parts.** According to Grebene, the user is supplied with a design kit of 30 I<sup>2</sup>L building blocks in 16-pin dual in-line packages, which are derived from the master chip—gate arrays, flip-flops, counters, and latches, along with transistor-transistor-logic/I<sup>2</sup>L I/O interface circuits. From this, a system is breadboarded, evaluated and debugged. A circuit layout is prepared by interconnecting device terminals with pencil lines on oversize chip drawings that Exar supplies. It then develops two masks that customize the master wafers by opening contact windows for the metal interconnections of the components.

This semicustomized approach is not new. Indeed, it has been applied with considerable success by Exar and others on less dense arrays using both metal-oxide-semiconductor and standard bipolar technologies. ITT Semiconductors, West Palm Beach, Fla., has been marketing an I<sup>2</sup>L master-slice kit for watches since last fall [*Electronics*, Oct. 16, 1975, p. 30].

"The approach is most viable for users with low- to medium-volume needs—from 5,000 to 50,000 pieces," Grebene says. "Going the full custom route, in which the chip is specially designed from the substrate up, costs as much as \$50,000 for the tooling alone, added to the cost of

## News briefs

### **Electro/76 attendance below expectations**

The first international IEEE show held in Boston, Electro/76, fell short of planners' hopes of reaching the 25,000 attendance mark; the total was 22,735. Last year's Intercon drew 20,471 to the New York Coliseum. Show officials were quick to point out, however, that the 25,000 target was a guess because they didn't know what kind of response to expect in New England. Exhibitor reactions varied but were generally favorable to moving the show between Boston and New York.

### **DAIS award goes to Hughes**

Hughes Aircraft Co., Culver City, Calif., will supply the cockpit controls and displays for the Air Force's Digital Avionics Information System test bed being built at Wright-Patterson Air Force Base, Ohio. The \$2 million contract from the Air Force Avionics Laboratory seeks two sets of hardware, along with support equipment and a cockpit configured for an A-7D aircraft.

The DAIS components include control panels and a programable display generator, three multipurpose displays, and head-up, projected map, and horizontal and vertical situation displays. The DAIS concept [*Electronics*, Feb. 6, 1975, p. 76] relies heavily on time-shared displays and controls.

### **New tape movers at NCC**

Two new tape transports will be announced at the National Computer Conference next month in New York. Qantex division of North Atlantic Industries, Plainview, N.Y., has one that can handle large tape reels at 75 inches per second, a speed previously covered only by the more complex vacuum-column systems. The transport uses what the company calls a floating shuttle, a pair of idler wheels moving together in a straight line to buffer the tape speed as the reels accelerate and decelerate. Braemer Computer Devices, Burnsville, Minn., has a digital cassette tape transport for micro-processor use. It handles data at TTL levels at an 8-kilobaud rate.

### **National gains Rockwell executive**

Michel A. Ebertin has left Rockwell International Microelectronics division, where he was director of calculator products, to fill a newly created job at National Semiconductor: operations director of calculator, game and microcontroller IC products. The new position underlines National's aggressive interest in the consumer-IC standard-product market.

### **Illegal payments laid to 27 electronics firms**

Electronics companies comprise more than one quarter of the 95 U.S. corporations that have reported "possible questionable or illegal payments and related practices," according to the Securities and Exchange Commission. The commission identified the following 27 companies with major electronics operations: American Standard, AMF, American Telephone & Telegraph, Boeing, Burroughs, Carrier Corp., Coherent Radiation, Electronic Associates, Fairchild Industries, General Telephone & Electronics, General Tire and Rubber Co., Goodyear Tire & Rubber, Honeywell, International Telephone & Telegraph, McDonnell Douglas, Minnesota Mining & Manufacturing, NCR, Northrop, Rockwell International, Sanders Associates, Singer, Southern Bell, Southwestern Bell, Sybron Corp., United Technologies, Westinghouse Electric, and Whittaker Corp.

### **Cadmium sulfide cells look good to SES**

SES Inc. (formerly Solar Energy Systems) in Newark, Del., says it's building a production line for cadmium sulfide solar cells with an annual capacity of 500 peak kilowatts. The thin-film cadmium sulfide cells have shown promise of being considerably cheaper than the more common cells made of single-crystal silicon. Shell Oil Co., which invested \$3 million in SES in 1974 (less than a 10% interest), now owns 80% and has invested "considerably more money," says SES president Steven DiZio.

From Israel Aircraft Industries.

# You may not know Elta Electronics, but nobody makes a better CRT terminal for less money.



See us at the  
NCC Show.  
Booth No. 3011.

The all new Eltaterm 8504 is a standalone, microprocessor-based CRT terminal capable of multiple applications: TTY mode, interactive data entry, general information display and main frame terminal emulators.

In the Eltaterm 8504, you'll find all the standard functions and many more, including second page, scrolling up and down, multiple tab functions, four types of video, pro-

TECTED fields and others.

Careful quality control and complete after-sale support are your assurance that the 8504 is one of the most reliable terminals on the market.

All of these features combined with Elta's very low price add up to an extremely attractive price/performance package.

**Elta... a name to remember.**



P.O.B. 330, Ashdod, Israel / Phone: 055-31155 / Telex: Elta 031807 / Cable: Eltashod  
Also: New York • Brussels • London • Paris

## New from Displaytek...



ALPHANUMERIC

D12 Line-of-Digits Thermal Print Head

## Low-cost printing for microprocessor applications.

Displaytek announces the D9 and D12 Line-of-Digits Thermal Print Heads for nine or twelve-character alphanumeric printing.

Add a simple paper transport (as TI did in their 5050 printing calculator) plus low-cost interface electronics and you've got an economical, quiet, reliable printer of either 9 or 12 characters expandable up to 24 characters.

## Displaytek DC 1157 Serial Printer



For character-by-character print-out of any number of columns, specify Displaytek's DC 1157 5x7 dot matrix print head, now in its fourth year of volume production. Over 100,000 Displaytek print heads have solved customers' printing problems. How about yours?

### Major benefits:

- Low cost
- Simple to design-in
- Convenient to use
- Current amplifiers are integrated into the print head
- High reliability assured through use of advanced, silicon beam-lead IC technology
- Prints all 5x7 print font characters

Call Cliff Ensminger, VP/Engineering, at (214) 239-9193, or write today for detailed specs and application notes.



4441 Sigma Road, Dallas, Texas 75240

## Electronics review

an initial run of prototypes."

Exar calculates it could supply prototype devices for a tenth to a twentieth of the old cost and fabricate a full production run for less than half the tooling custom costs. □

## IEEE

### Rivers emphasizes limit on engineers

Besides providing a forum for product exhibition and technical sessions, the IEEE's Electro/76 in Boston earlier this month also brought into sharp focus the clash between Robert A. Rivers, a petition candidate for the IEEE presidency, and the current administration. Rivers, himself a member of the IEEE board, reintroduced his seven-point program [*Electronics*, April 1, p. 68] at a press conference during the show.

Joseph K. Dillard, the incumbent president, said that six of the seven points in Rivers' program are goals already developed by the Institute's U.S. Activities Board in Washington before Rivers announced his candidacy. The seventh point, however, control of the supply of engineers, is one thing USAB will not touch.

Rivers, president of Aircom Inc., Union, N.H., says the prime goal in his program is to make engineering a lifetime career with adequate compensation. He's also concerned that there isn't enough Federal funding of research and development to provide more engineering jobs, and there's too much promotion of the engineering profession by universities and others at a time when the economy can't support more engineers.

**Disturbing.** He's particularly disturbed by a recent brochure from the Junior Engineering Technical Society recommending a nationwide search for ninth- to twelfth-grade students with engineering aptitude. Worse yet, the brochure, which states that "the nation desperately needs qualified engineers," is endorsed by the Engineers Council for Professional Development, a body

partially funded by the IEEE.

Rivers, however, favors controlling the quality and numbers of engineers by not promoting enrollments in engineering schools and by creating a new class of IEEE membership—professional engineer—between the present member and senior member classes. He has proposed this move as an amendment to the IEEE bylaws, but it has been rejected by the technical and regional activities boards.

Besides labelling the Rivers program a rehash of the Institute's own USAB goals, Dillard says it's "disruptive and divisive to the Institute to have another member of the board as a dissident candidate." Dillard is manager of the Advanced Systems Technology division of Westinghouse Electric Corp., East Pittsburgh, Pa.

Nor does he think Rivers and Carleton Bayless, a petition candidate for executive vice president, could get very far with their program without the board's backing, even if they were elected. Bayless and Rivers support each other's candidacy; Bayless is an engineer with Pacific Telephone and Telegraph Co. in Sacramento, Calif.

If a three-way race among the board's candidate Robert Saunders, perennial petition candidate Irwin Feerst and Rivers comes about, Dillard says Rivers could draw votes from the IEEE board's candidate Saunders, and possibly elect Feerst, which Dillard says would be a catastrophe. "At least Rivers has had some experience and knowledge of the Institute and the way it runs, although he'd have problems dealing with the board." □

## Microprocessors

### TI readies I<sup>2</sup>L microprocessor

Underscoring its commitment to integrated injection logic, Texas Instruments is not only using I<sup>2</sup>L for a version of its 16-bit TMS micro-

# THE NEW ZIF

## The Cannon Zero Insertion Force Connector!

Want to save 30 seconds per mating? Eliminate contact wear? Increase cycle life? Do away with mismating? Reduce downtime? Simplify parts inventory? They're your system's real costs — your total installed cost — and we can cut them with our ZIF Zero Insertion Force Connector Series.


After connector mating, a quarter turn of actuator cams the contacts together and interlocks the housings • Positive, simple engage-



ment • All contacts on .100" grid • One contact for #20-#28 AWG wire, solid or stranded • Rated to 10,000 mating cycles • Removable crimp snap-in contacts (hermaphroditic) or wire wrappable contacts • Semiautomatic termination equipment • Stocked locally nationwide.

Applications: Main frame and peripheral; instrumentation; data machines; or any cord-to-cord or cable-to-panel requirement.

Find out how Cannon engineering can lower your costs. Send for our "Cannon Cost Cutters" brochure. ITT Cannon Electric, 666 East Dyer Road, Santa Ana, Calif. 92702. **Toll-free, 24-hr (800) 854-3573; in Calif., (800) 432-7063.**




Six decades on the leading edge of interconnect technology.

**CANNON ITT**

Circle 47 on reader service card

# Thinking about custom hybrids? Collins has a lot to offer.



If you are considering hybrids, consider Collins. Our capabilities include:

**For Conventional Hybrids:**

- Thick Film
- Thin Film
- Laser Resistor Trim
- Low and High Density
- Multiple Packages
- Beam Lead

**For RF Hybrids:**

- Microstrip (UHF and Microwave)
- Up- and Down-Converters
- Power Amplifiers
- Low Noise Amplifiers (LNAs)
- Local Oscillators
- Integrated RF Systems

They are proven in Aerospace and Aviation Applications.

We meet MIL-STD-883/ MIL-M-38510.

Our capabilities include Analog/ Digital Auto Test at Temperature. Custom Design Implementation, and Design Specification.

Our production facilities are among the most advanced in the world. Collins has, in its more than 12 years of hybrid experience, built over 4,000 hybrid designs. They're all in our database. Our technical teams are eager to work with you.

Put us to your test.

For more information contact:  
Hybrid Microelectronics Marketing,  
Collins Radio Group,  
Rockwell International,  
Dallas, Texas 75207.  
Tel. 214/690-5937.



**Rockwell International**

...where science gets down to business

## Electronics review

### New 8-bit competitor

Also in the works at TI is a version of the 16-bit 9900 microprocessor, called the TMS9980 and designed to compete with existing 8-bit devices. But while the data bus of the new part is half as wide, TI is retaining the 16-bit internal operation so as to retain the complete 69-instruction set that ensures software compatibility with the rest of the 990 computer family. It will have half the speed, since two clock cycles are necessary to load it, and unlike the 9900, it features an on-chip clock. Samples of the 40-pin device will be available in the fourth quarter.

For next year, TI reportedly plans another variation—a 16-bit device that's defined externally as a 4-bit machine, though the data bus may be variable in length. It's expected to be a microcomputer with random-access and read-only memories on the chip.

processor, but the first customer for the device will be TI's Equipment Group.

Last week, at the National Aerospace and Electronics Conference in Dayton, Ohio, the Equipment Group revealed that it will use the SBP9900 microprocessor in navigation receivers being developed for the Pentagon's Navstar/Global Positioning System. This month, the Semiconductor Group back home in Dallas obtained its first parts and plans to supply samples to other military customers later in the year, says Harvey G. Cragon, TI's microprocessor strategist.

"We don't see the SBP9900 competing with the [n-channel metal-oxide-semiconductor] TMS9900 [*Electronics*, Nov. 13, 1975, p. 36], although there could be overlap in some industrial applications, such as for equipment designed for portable or hostile environments," he says.

**More than MOS.** The  $\text{I}^2\text{L}$  part will be more expensive than the MOS version, but by using  $\text{I}^2\text{L}$ , TI picks up the advantage of operation at full military temperature range ( $-55$  to  $+125^\circ\text{C}$ ), "and there's some indication that  $\text{I}^2\text{L}$  is amenable to radiation hardening," Cragon says. The TTL-compatible  $\text{I}^2\text{L}$  part requires a single static clock, instead of the four-phase clock needed by the TMS9900, and works from a single power supply, instead of three. As with all  $\text{I}^2\text{L}$ , speed and power can be traded off; at the 3-megahertz clock rate of the MOS version, however, the  $\text{I}^2\text{L}$  part dissipates 500 milliwatts—half that of the TMS9900.

In the Navstar receivers, the SBP9900 will be used as the navigation processor in the data processor subsystem, where it's expected to replace 350 to 400 transistor-transistor-logic integrated circuits. TI holds contracts totaling over \$6 million from the Air Force Space and Missile Systems Organization to develop both a "hi-dynamic" airborne receiver for tactical aircraft and an eight-pound "Manpack" version [*Electronics*, July 10, 1975, p. 49].

Since the  $\text{I}^2\text{L}$  device is software-compatible not only with the TMS9900 but with TI's 9900 family of microcomputers and mini-computers as well, all of the support hardware and software are already available, Cragon says. □

## Consumer

### Broadcast signal sets GE's color

Ever since television broadcasters in the United States agreed in 1972 to insert standard color-intensity and tint references in each field of composite video information, TV-set makers have considered the references an appealing way to tune a set, but one that's too expensive to execute.


General Electric Co.'s Television Business department, Portsmouth, Va., no longer thinks this way. It has introduced 19- and 25-inch receivers with a signal processor that automatically adjusts colors to the trans-



# Ask Control Data

**CYBERNET® Services for  
turnaround that'll give  
you answers now.**

## **We have it.**



**CDC® CYBER 76** Service has some surprises for you, if you've only thought of it in terms of big, unique, long-run problems. It handles those, of course, just as expected. Faster and more accurately than any other system.

But more and more CYBERNET Computer service users are finding that the huge capacity, speed and precision of the CDC CYBER 76 pays off for a wide variety of applications. Pays off by getting you answers in seconds, instead of hours. Less waiting for you and all the people waiting for your answers.

And, here's a real payoff. Benchmark runs by a number of companies show significantly lower processing costs compared to their conventional method of processing.



Let us show you the spectrum of CDC CYBER 76 Service applications programs available. For information, contact your nearby CYBERNET Center; write to CDC, Box 1980, Twin Cities Airport, MN 55111; or call our hotline, collect **612/853-7600**.

CYBERNET Service Centers are in more than 50 cities in the U.S. and Canada.

**GD** CONTROL DATA  
CORPORATION

# NEW!...

## BUT NOT TOO NEW

### Series KL MINIKEY Low Profile KEYBOARDS...

...The Newest Addition to our family of Digital Control Devices.

- Low Profile - less than .275" thick
- Available in 12 or 16 key configurations
- Front or rear panel mounting
- Positive tactile feel
- Moisture & dust protected contacts
- 1,000,000 operations per key
- Two-color molded keys
- Available from local distributor stock

NEW? Not really. We've made hundreds of thousands of them for the calculator industry. NOW standard models are available from stock.



Send for a Series KL MINIKEY, Low Profile Keyboard Data Sheet.

# DIGITRAN

Pasadena, California • Phone (213) 449-3110

For more information use the Inquiry Form provided on this page.

## INQUIRY FORM

1. DO YOU WANT MORE INFORMATION? Yes, send data about:
- KL MINIKEY Keyboard
  - Series 8000 MINISWITCH
  - Series 23000 SNAP-IN SLIMSWITCH
  - Series 29000 ECONOMY MINISWITCH
  - Series 12000 MINIBUTTON
  - Series 24000 DIGILEVER
  - Series 28000 MINILEVER
  - QPL Approved DIGITAL SWITCHES
  - DIGITAL VOLTAGE DIVIDER and RESISTANCE DECADE Catalog
  - Send me your complete "DIGITAL SWITCH" Catalog.
  - Send a

Sales Engineer to see me. My phone is: (\_\_\_\_\_) \_\_\_\_\_

2. Is the purchase of this type product anticipated?  Yes  No. If "Yes", what is your application? \_\_\_\_\_

3. Is your requirement:  Current  1-3 months  3-6 months  longer?

4. How many assemblies per year?  under 100  100-500  500-1000 or more.

5. Are you responsible for:  Design  Specification  Purchasing?

6. Have you specified or purchased products of the type made by Digitran in the past?  Yes  No. If yes, whose?  Digitran

Other \_\_\_\_\_

7. Have you ever been contacted by a Digitran Sales Representative?  Yes  No. If "Yes", When?  Recently  3-6 months ago  6-12 months ago  12 months or more.

Name \_\_\_\_\_ Title \_\_\_\_\_

Company \_\_\_\_\_

Address \_\_\_\_\_

City \_\_\_\_\_ State \_\_\_\_\_ Zip \_\_\_\_\_

For detailed information about Digitran's products, please complete this INQUIRY FORM, clip and send it to:

# THE DIGITRAN COMPANY

A Division of Becton Dickinson Company  B D

855 South Arroyo Parkway • Pasadena, California 91105

E 5/27/76

## Electronics review

mitted references. Combined in what is called the vertical interval reference, the signal is broadcast with most programming by the three major networks and the Public Broadcasting Service, as well as by most local TV stations.

**Worthwhile boost.** The VIR feature increases retail prices by about \$30 for the 19-in. set and about \$50 for the 25-in. receiver. But GE is depending on improved performance in showrooms to attract consumers. Conventionally, TV-set makers have preferred to rely on automatic color adjustment at a factory-set level, yielding the so-called one-button tuning.

"Until today, only broadcast technicians at each link of the TV transmission chain could use the VIR signal to adjust the transmitted color," Fred R. Wellner, general manager of GE's television department, points out. "But the broadcast-controlled picture is not just average color. It's automatically adjusted at the set according to the VIR signal."

By Federal Communications Commission mandate, the vertical interval reference is located in the nineteenth video line between the burst and synchronization pulses of the vertical blanking interval. It contains chroma, luminance and black reference signals.

**Plug-in module.** The processor senses the presence of the VIR signal by locating line 19 of each transmitted video field. It then decodes the color intensity and tint information and automatically adjusts the set's controls to match this signal. Five standard integrated circuits and some 30 discrete transistors, plus a power supply and control potentiometers, make up a plug-in module that processes the signal. However, according to Michael Palladino, head of TV advanced engineering for the firm, this function could be converted to a single custom MOS or bipolar chip.

Reception of the VIR signal is indicated on the set by a light-emitting diode. Controls for adjusting nonVIR programming or to cut it out entirely are available if the viewer wants to override the system.

# MDA-VC-1 Sound System

with **AMPLIFIER**  
**VOICE CARD** and  
**SPEAKERS...**

Now available for the first time for all Audio Applications. MDA Sound Systems are ideal for Emergency Communications, Public Address, or Music Intercom Systems.

## SPEAKERS (MDA-VC Series)

15 watts RMS capability  
Heavy-duty fireproof cone

## PHONE (MDA-V Series)

16 gauge steel construction  
Pilot Lamp, Locking, and Tamper  
Options  
Flush, Semi-flush, and Surface mounting

## AMPLIFIER (MDA-VC-350)


100 watts per channel RMS  
All silicon full complementary output  
Universal short-circuit protection  
(self-restoring)  
Internal fan

## TERMINAL (MDA-S Series)

16 gauge steel wall mounting  
Contains all power supply and  
switching circuitry  
Handles up to 6 separate audio zones


## FUNCTION CARDS

Power/Regulator/Charger cards  
Sensor/Relay/Switching cards  
Preamplifier/Processor/Siren and  
Tone cards



## POWER AMPLIFIER (WALL MOUNTING)

For further information contact:



**kinney safety systems, inc.**

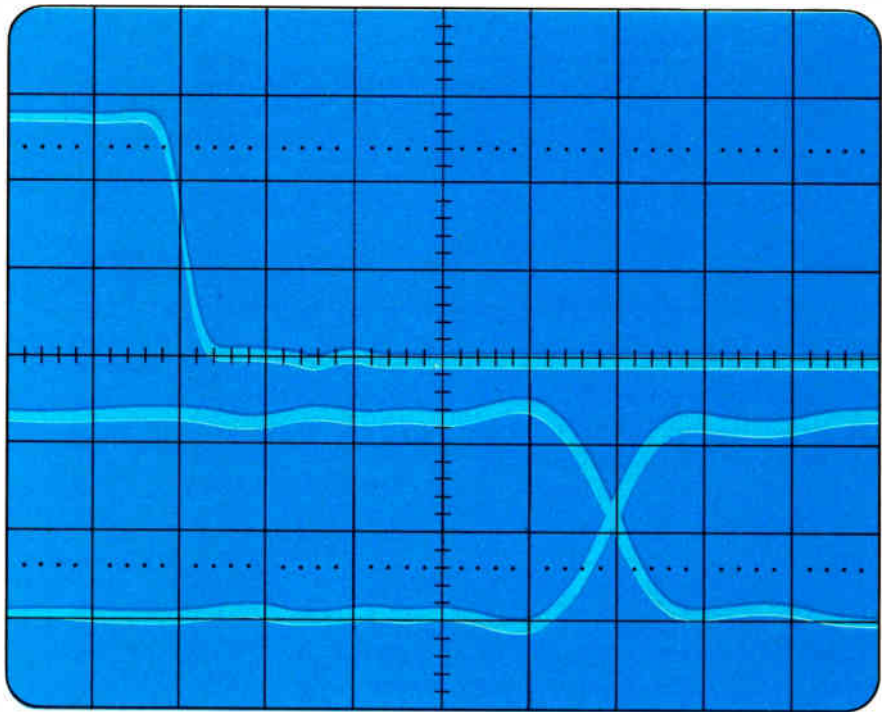
Bilinear Systems Division  
1475 Barnum Avenue, Bridgeport, Ct. 06610 (203) 333-8688

# Announcing the replacement for

Intel's® newest family of 16-pin 1024-bit static RAMs offer bipolar speed, MOS economy and delivery from distributor stock.

The new 2115 and 2125 low voltage, silicon gate, n-channel MOS RAMs are plug-in replacements for the popular 93415 and 93425 bipolar RAMs.

Like the high speed bipolar RAMs they replace, these new MOS RAMs are fully static, requiring no clocks or refresh, drive TTL directly, operate at TTL logic levels and use a single +5 volt power supply. And they are available with either open collector (2115) or three state (2125) outputs.



As bipolar RAM plug-in replacements, the Intel 2115 and 2125 MOS RAMs make it practical for system manufacturers to reduce all major systems costs simultaneously—


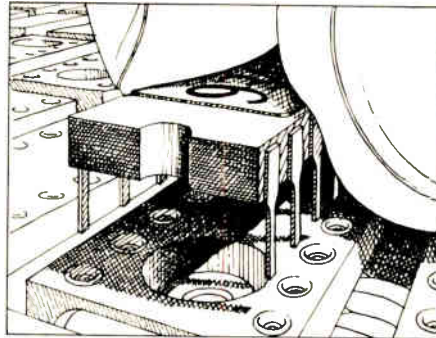

power supply, cooling and packaging, as well as component costs. The high speed, 70 ns, 2115-2 and 2125-2 have a maximum power dissipation of 656 milliwatts per package compared to 815 milliwatts for standard 1024-bit bipolar RAMs.

For applications that demand very low power consumption, the 2115-L and 2125-L can be used. These devices

**INTEL'S HIGH SPEED MOS 1K STATIC RAM FAMILY**

Part Number	Access times (ns)		Maximum Current (mA)	Output Option
	Typical	Maximum 0-75°C		
2115-2	60	70	125	OC
2125-2	60	70	125	TS
2115	70	95	100	OC
2125	70	95	100	TS
2115L	75	95	65	OC
2125L	75	95	65	TS

# first MOS plug-in 1K bipolar RAMs.



dissipate a maximum of only 341 milliwatts per package.

The 2115 and 2125 can also be used in new designs instead of dynamic or quasi-static MOS RAMs, thus eliminating clock, refresh and strobe circuits, multiple high voltage power supplies, special level converters, drivers and sense amplifiers.

With your choice of either 70 ns or 95 ns maximum access times you get all the advantages of MOS plus bipolar speed.

The 2115 and 2125 are mass produced using the same line as Intel's® industry standard 2102A RAM. Using a process with a volume production history assures lowest possible cost.

Start saving now by replacing your bipolar 1024 x 1 RAMs with Intel MOS RAMs.

To order, contact our franchised distributors: Almac/Stroum, Component Specialties, Components Plus, Cramer, Elmar, Hamilton/Avnet, Industrial Components, Liberty, Pioneer, Sheridan or L.A. Varah. For your copy of the 2115/2125 data sheet use the bingo card or write: Intel Corporation, 3065 Bowers Avenue, Santa Clara, California 95051.

COMPARISON OF BIPOLAR AND INTEL MOS 1K STATIC RAMs		
Part number	93415	2115-2
Pins	16	16
Circuitry	static	static
Technology	bipolar isoplanar	silicon gate n-channel MOS
Metallurgy	2-layer	1-layer
Max. access time	70 ns	70 ns
Max. cycle time	70 ns	70 ns
Max. power dissipation	815 mW	656 mW
Power supply	+5V	+5V
Output sink current:	16 mA	16 mA

## intel® delivers.

# Intel Zilch.

1. To be announced.
2. To be announced.
3. To be announced.
4. To be announced.
5. To be announced.
6. To be announced.
7. To be announced.

# National 7.

1. NS3 Bulk Storage Memory System (General Purpose).
2. NS3000-1 Memory Storage Card (General Purpose).
3. NS21 Memory Storage Card (for all HP 21MX Computers).
4. NS32 Memory System (for special graphics terminal used in simulation).
5. MOSRAM 410 (General Purpose).
6. PAC 216 (for Pacer Microprocessor).
7. MOSRAM 6800 (for Motorola 6800 Microprocessor).

While Intel may have terrific memory systems thinking, we've got something considerably more useful: Memory systems.

Standard systems, to replace core memories.

Add-on systems, to increase

existing memory capacity. Custom systems, for the microprocessor of your choice. All carefully designed. All thoroughly tested. And, most of all, for real. See us at NCC Booth 3220.

National Semiconductor, Memory Systems Division  
2000 Semiconductor Drive, Santa Clara, CA 95051

Gentlemen:

Off-the-shelf memory systems, eh? Send me your data sheets. And tell me where you've been all my life.

NAME \_\_\_\_\_ TITLE \_\_\_\_\_  
COMPANY \_\_\_\_\_  
ADDRESS \_\_\_\_\_  
CITY \_\_\_\_\_ STATE \_\_\_\_\_ ZIP \_\_\_\_\_

 National Semiconductor Memory Systems

# The Pronto Challenge:


we ship your transformers in 48 hours, or you get this

Polaroid "Pronto"  
free\*

Either way, you win. Because when we say 48-hour shipment, we mean business. We guarantee your prototype (1-4 pc.) order to be shipped in 48 hours. We did it for over 8000 different orders last year, and we can do it for you. Many orders were for quantities in the 100's. That's the PRONTO promise: instant service or you get the new instant-picture Pronto camera free.

Why are we so sure our PRONTO program can't miss? Simple. We back it up with the most complete and diversified line of first-quality transformers in the business. The thing is, speed is just one criterion for Signal's success; what really puts us ahead are the performance and price advantages our innovative engineering assures.


Case in point: the 50% savings in weight and size and cost that make our 241 series of small



power transformers unbeatable for applications from 2.4 to 60 VA. Here, we not only used bobbin instead of layer winding to save 40-50% in winding space, we developed a special "split" bobbin to eliminate inter-winding insulation and crossover of primary and secondary leads. What's more, we made the core of grain-oriented steel instead of ordinary silicon steels—resulting in a 40% reduction in required turns, and still more weight/cost savings for you.

That's the kind of professionalism Signal is known for. You'll see it in the unsurpassed

scope of our miniature PC power transformer line. In such Signal exclusives as flat plug-ins with 6 VA ratings in a package only 0.85 inches high. And in the most extensive line of rectifier power transformers and chokes. Add to that our dual chokes,



step-down auto transformers, heavy duty transformers and industrial grade step-up or step-down power isolation transformers... and you'll see why we're ready to take on anyone in the field.

But don't take our word for it; take us up on our PRONTO challenge, and see for yourself what Signal professionalism is all about. Write or call for latest catalog and price schedule (for quick data, check EEM):

Signal Transformer Co., Inc., 1 Junius St., Brooklyn, N.Y. 11212  
Tel. (212) 498-5111;  
Telex 12-5709.



# signal

TRANSFORMER

Circle 56 on reader service card

World Radio History

\*The Polaroid PRONTO™ XL Film camera comes complete with carrying case and tripod mount adapter. Suggested retail value \$79.95.



## **DSCS-III competition unaffected despite funding cuts**

Troubles with the two-part Air Force defense satellite communications system (DSCS) program have produced the unusual combination of a **cutback in recommended congressional funds and increased competition on the program.** The House Appropriations defense subcommittee not only reduced fiscal 1977 funds for six more of the TRW Corp.'s DSCS II satellites to just enough for four, but also chopped the funds for competitive development of the follow-on DSCS III to \$10.6 million—also a 33.3% reduction. Nevertheless, the Air Force is using existing funds to proceed with DSCS III competitive studies by General Electric Co. and Hughes Aircraft, while TRW is proceeding with a parallel study on an uprated DSCS II with higher power.

Though TRW produced the first 12 DSCS II systems, the Air Force had two launch failures last year—a problem that recently led to House Armed Services Committee approval of the service's request to reprogram \$13 million in fiscal 1976 funds to buy more satellites it says are "urgently needed."

## **Competitors organize to fight AT&T in Congress**

Communications companies that see themselves threatened by the so-called Consumer Communications Reform Act are forming a new group to oppose the bill. The measure, supported by the nation's telephone companies, is gaining congressional support rapidly after a slow start [*Electronics*, March 18, p. 60]. The new group, with its own offices and staff, **will include carriers offering specialized microwave and value-added services, plus domestic satellite operators.**

Since the bill's appearance in March, several variants of the legislation have been introduced in the House, where there are now close to 100 sponsors. On the Senate side, two versions of the bill have a total of 10 sponsors. Although a vote before adjournment seems unlikely in this election year, hearings are expected, and the special carriers are running scared. So is the Federal Communications Commission, where chairman Richard Wiley and Common Carrier Bureau chief Walter Hinchman have both spoken out sharply against the bill. Its opponents see it as an attempt to stifle competition with telephone companies for communications services.

## **Navy told to study cheaper alternatives to Seafarer**

In a budget cut by the House Appropriations defense subcommittee, the Navy lost half its fiscal 1977 \$29.8 million request for its Seafarer program for extra-low-frequency communication with submerged submarines. **The cutback eliminated all funds for development of a northern Michigan site** for Seafarer's buried communications grid, but calls for the remaining money to be used on exploring alternative means to the program's goal. While the Navy will try to get the funds restored in votes yet to come, congressional observers are not optimistic. GTE Sylvania has been the principal Seafarer contractor so far.

## **Air Force weapons planners weigh PELSS/RPV package**

The Air Force is considering whether to combine its precision emitter location strike system (PELSS), now in the early stages of development, with remotely piloted vehicles. Many of the combination systems would then be deployed over a target area, **forming an airborne grid for terminal guidance** that would let the service "lob weapons into the basket," says Gen. David Brown, Air Force chief of staff.

## NASA wants its 'aeronautics' back

The National Aeronautics and Space Administration, in its search for bread-and-butter programs to offset the demise of its Apollo lunar landing program, is coming back to first principles. It wants to resume the role it once held as leader in aeronautics technology before space flight began consuming its energies in the 1960s.

This is the conclusion to be drawn from NASA's concise three-volume study of some 150 pages just issued and titled "The Outlook for Aeronautics." The year-long study was undertaken at the NASA Administrator's request and completed last fall by a 15-man team composed of a dozen of NASA's top aeronautics managers with the help of two counterparts from the Federal Aviation Administration plus another from the Air Force Systems Command. Their conclusions after surveying 40 aeronautics industrial groups, 25 Federal and regional agencies, and 10 universities—all with strong aeronautics interests—are not unexpected. Yes, Virginia, there is a big aeronautics business out there, and NASA ought to be doing more to help it.

### Forecast to 1985: slow

More interesting than NASA's assessment that its own role in directing U.S. aeronautical R&D be revitalized is its estimate of the trends between 1980 and 2000. Through 1985, NASA concludes, "relatively few new developments can be expected" since "lead times for application of aeronautical research and technology are generally long and can easily exceed 20 years." As the pattern of U.S. aeronautical R&D investment turned downward in the late 1950s and 1960s, the impact on U.S. applications is now beginning to be felt. Between 1985 and 2000, however, "new opportunities will exist for advances in aviation if adequate research and technology investments are made in the next decade."

Any lingering doubts about who should control that investment are quickly dispelled by NASA's citation of the National Aeronautics and Space Act of 1958, as amended, which created the agency. With regard to NASA's role, the study recalls the legislation's charge that "the general welfare and security of the United States require that adequate provision be made for aeronautical and space activities."

With broad public interest in its unmanned space programs almost nonexistent, NASA has come back down to Earth to revitalize itself and its supporters in industry and academia. In doing

so, it has been careful not to alienate sister agencies. Indeed, NASA's wish to help in long-term, high-risk R&D appears to delight the FAA, which lacks the resources to perform such programs anyway. DOD is similarly intrigued with the prospect of having NASA as a subcontractor of sorts with its own congressional appropriation.

But what can NASA offer industry to help it through the forecast lean years to 1985? Avionics makers see some glimmerings in the study's proposal that "the development of lightweight, low-cost avionics will be necessary to assure that maximum benefit to air transportation from general-aviation aircraft" that will need such hardware to operate with new air-traffic-control systems.

The poll of industry for the NASA study recommended unanimously, to no one's surprise, a strong basic and applied aeronautics research program. In avionics, for example, typical recommendations beyond low-cost component development called for: investigations of application of digital systems to commercial aircraft; studies leading to development of advanced cockpit displays; systems analysis of an integrated navigation, guidance, and control system, and development of methods for redundancy management for new systems.

### Jobs—the most telling argument

The development of more professional aeronautical engineers and scientists for the U.S. that would result from NASA's revitalization, however, is clearly the most telling political argument the agency will have next year when it tries to sell its new program to the White House and Congress. The sharp decline in the number of engineers and scientists in the aircraft and missile industries between 1969 and 1972 had its most severe impact, NASA points out, "on the younger segment of the work force."

Compounding that problem is the 1970–75 decline in engineering school enrollments at U.S. universities, which NASA's study says "may create critical personnel shortages by the end of the decade." Because of U.S. dependence on civil and military aviation, NASA believes a critical part of its new role involves "a responsibility to help ensure an adequate supply of qualified manpower." That manpower argument means jobs in an industry that is now somewhat flat. More jobs could be an argument that Congress will buy when NASA makes its next march on Capitol Hill. —Ray Connolly


# Sprague puts more passive component families into dual in-line packages than any other manufacturer.

## Call Sprague First!


**HIGHER  
PACKAGING  
DENSITY**

**LOWER  
PRODUCTION  
COSTS**

plus improved performance and compatibility with DIP microcircuits




### DIP MULTIPLE TANTALUM CAPACITORS




Solid-electrolyte tantalum capacitors with 2 or 4 sections per package. 8- or 16-pin configurations. Standard ratings are  $6.8 \mu\text{F} @ 35\text{V}$ ,  $15 \mu\text{F} @ 20\text{V}$ ,  $22 \mu\text{F} @ 15\text{V}$ ,  $33 \mu\text{F} @ 10\text{V}$ . Capacitance tolerance,  $\pm 20\%$ . Operating temperature range,  $-55\text{C}$  to  $+85\text{C}$ . Write for Bulletin 3542 or circle on reader service card.

### DIP MULTIPLE CERAMIC CAPACITORS



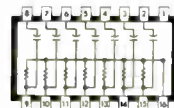
Monolithic<sup>®</sup> construction . . . alternate layers of ceramic dielectric material and metallic electrodes are fired into a solid homogenous block. 2, 4, 7, or 8 capacitor sections per package. Standard ratings,  $18 \text{pF}$  to  $0.1 \mu\text{F} @ 100\text{V}$ . Capacitance tolerance,  $\pm 20\%$ . Write for Bulletin 6242 or circle on reader service card.

### DIP TANTALUM/CERAMIC CAPACITOR ASSEMBLIES



Solid tantalum and Monolithic<sup>®</sup> ceramic alternating isolated sections. Choice of 4 or 8 sections per package. Standard tantalum ratings,  $6.8 \mu\text{F} @ 35\text{V}$ ,  $15 \mu\text{F} @ 20\text{V}$ ,  $22 \mu\text{F} @ 15\text{V}$ ,  $33 \mu\text{F} @ 10\text{V}$ . Ceramic ratings  $.01$ ,  $.047$ ,  $.1 \mu\text{F} @ 100\text{V}$ . Cap. tol.,  $\pm 20\%$ . Write for Engineering Bulletin 6642 or circle on reader service card.


### DIP RESISTOR/CAPACITOR NETWORKS



(1 of 3 designs)


Metanet<sup>®</sup> metal-film resistors and Monolithic<sup>®</sup> ceramic capacitors in bypassed pull-up, R-C coupling, speed-up, and active terminator networks. Resistor ratings,  $100$  to  $6800 \Omega$  with  $125 \text{mW}$  power dissipation. Capacitor ratings,  $100 \text{pF}$  to  $.01 \mu\text{F} @ 100\text{V}$ . Write for Engineering Bulletin 6612 or circle on reader service card.

### DIP MULTIPLE METAL-FILM RESISTORS



Noble metal film resistors encased in protective glass. Choice of 7 or 8 resistors per 14- or 16-pin package. Resistance values,  $50 \Omega$  to  $100,000 \Omega$ . Power dissipation,  $125 \text{mW}$ . Standard resistance tolerance,  $\pm 5\%$ . Operating temperature range,  $-55\text{C}$  to  $+70\text{C}$ . Write for Bulletin 7042 or circle on reader service card.


### DIP PRECISION RESISTOR NETWORKS



(1 of 5 designs)

Noble metal film resistors in pull-up, pull-down, interfacing, and terminating configurations, for applications requiring repetitive resistance patterns. 14- or 16-pins. Up to 28 resistors per package. Individual resistors from  $50$  to  $100,000 \Omega$ . Dissipation,  $125 \text{mW}$ . Write for Bulletin 7042 or circle on reader service card.

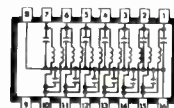
### DIP MULTIPLE PULSE TRANSFORMERS



(1 of 2 designs)

Four transformers in 16-pin package. All cores have exclusive protective coating. Inductance values from  $10$  to  $1000 \mu\text{H}$ . ET product values of  $5 \text{ volt-}\mu\text{sec}$ . Choice of four turns ratios . . .  $1:1$ ,  $2:1$ ,  $3:1$ ,  $4:1$ . Operating temperature range,  $0\text{C}$  to  $+70\text{C}$ . Write for Engineering Bulletin 40400 or circle on reader service card.

### DIP TAPPED DELAY LINES



Lumped constant delay lines . . . ideal for timing and pulse synchronization circuits. 14- or 16-pin packages with delays of  $50$ ,  $100$ , or  $150$  nanoseconds at a characteristic impedance of  $100 \Omega$ . Working voltage,  $50 \text{VDC}$ . Operating temperature range,  $0\text{C}$  to  $+70\text{C}$ . Write for Bulletin 45004 or circle on reader service card.

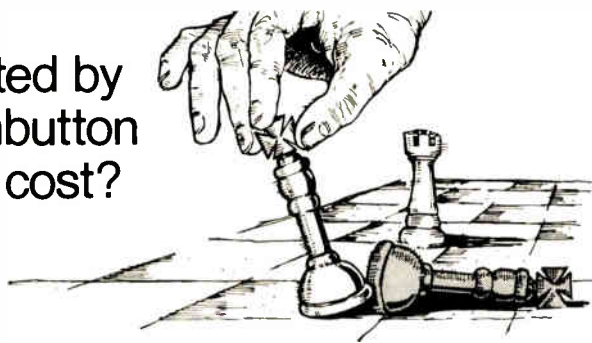
**Popular Types Now Available OFF-THE-SHELF From Your Sprague Industrial Distributor.**

For complete technical data, write for any of the above-mentioned Engineering Bulletins to: Technical Literature Service, Sprague Electric Company, 35 Marshall Street, North Adams, Mass. 01247.

**THE BROAD-LINE PRODUCER OF ELECTRONIC PARTS**



Checkmated by  
high pushbutton  
switch cost?




# Check These Centralab Distributors For Three New Ways To Cut Switch Costs

The three new Centralab Pushbutton Switch products shown below are now available from Centralab Pushbutton Switch Distributors. They're low-cost money savers, and yet they offer the same high-quality features of all Centralab switches.

You can get these new products,

custom assembled to your specifications, from our factory trained Distributor Switch Specialists.

Contact your Centralab Distributor, listed at the right, for complete details. Ask for a copy of Centralab's New Pushbutton Switch Catalog, Series No. 301.



## Visual Display in a Non-Lighted Switch

Status indicator button adds visual display to non-lighted Centralab switches. The button, with a unique fluorescent display, uses reflected ambient light to indicate switch status. 6 display colors. Black or chrome plated buttons. 140° peripheral viewing angle.



## 5-amp Pushbutton Line Switch

UL listed for TV-5 rating: 120V, 5A, 78A peak inrush current. Accepts all Centralab button options.

## Low-cost Lighted Pushbutton Switch

T-1½, wedge base lamp brings cost down. New options increase harmonized panel aesthetics. Flat or recessed lenses. 8 lens colors. 15mm or 20mm spacing. Switch assemblies to 13 stations.



DISTRIBUTOR PRODUCTS



**CENTRALAB**

Electronics Division

GLOBE-UNION INC

5757 NORTH GREEN BAY AVENUE  
MILWAUKEE, WISCONSIN 53201

**FOR LOW-COST  
PUSHBUTTON SWITCHES  
CHECK YOUR CENTRALAB  
DISTRIBUTOR.**

### CALIFORNIA

Kierulff Electronics, Inc.  
Los Angeles  
213/685-5511

Kierulff Electronics, Inc.  
Palo Alto  
415/968-6292

Kierulff Electronics, Inc.  
San Diego  
714/278-2112

### COLORADO

Kierulff Electronics, Inc.  
Denver  
303/371-6500

### FLORIDA

Hammond Electronics  
Orlando  
305/849-6060

### INDIANA

Radio Distributing  
Co., Inc.  
South Bend  
219/287-2911

### MASSACHUSETTS

Sterling Electronics  
Watertown  
617/926-9720

### MINNESOTA

Gopher Electronics Co.  
St. Paul  
612/645-0241

### NEBRASKA

Radio Equipment Co.  
Omaha  
402/341-7700

### NEW YORK

Electronic Equipment  
Co., Inc.  
Hempstead  
516/538-5510

Pearless Radio Corp.  
Lynbrook, L.I.  
516/593-2121

Summit Distributors, Inc.  
Buffalo  
716/884-3450

### NORTH CAROLINA

Kirkman Electronics, Inc.  
Winston-Salem  
919/724-0541

### OHIO

ESCO Incorporated  
Dayton  
513/226-1133

Pioneer-Standard  
Electronics, Inc.  
Cleveland  
216/587-3600

### PENNSYLVANIA

Cam/RPC Industrial  
Electronics  
Pittsburgh  
412/288-2600

Herbach & Rademan, Inc.  
Philadelphia  
215/426-1700

Pyttronic Industries, Inc.  
Montgomeryville  
215/643-2850

### TEXAS

Southwest Electronics Inc.  
Stafford  
713/494-6021

### WASHINGTON

Almac/Stroum Electronics  
Seattle  
206/763-2300

ISOSTAT LICENSED

## Solar generator has retracting wings, will generate 9 kW

The growth in satellite-communications traffic and the trend toward smaller ground stations call for more and more powerful satellites. So West Germany's AEG-Telefunken several years ago embarked on a development program aimed at solar generators capable of providing the power for future satellites.


Part of this effort is a retracting-winged solar generator dubbed Dora (for double roll-out arrays), which is intended for future three-axis stabilized geostationary communications satellites. It is being developed under contract to the German aerospace-research institute.

Once completed, the generator will have 184,000 solar cells that will initially provide a total of 9 kilowatts of power. Even at the end of the satellite's normal lifetime of seven years, the generator is expected to supply at least 6.6 kilowatts.

**Power.** Dieter Rüsçh, who is responsible for the Dora project's technical aspects, noted that these figures compare with a start-of-life power of 1.3 kW for Canada's recently launched CTS communications-technology satellite—the most powerful satellite to date and one for which AEG-Telefunken supplied the solar generator to the builders.

Of note, too, are Dora's mechanical features and physical dimensions. Rüsçh says the solar generator is the first type with both deployable and retractable wings to be developed for nonmilitary applications. It differs markedly from solar generators with foldable or rollable paddles that can be extended in orbit but cannot be retracted. Paddles don't differ markedly from wings except for their fixed deployment.

In its deployed configuration, the system resembles the letter "H," with the satellite in the center. The generator consists of two wings,




**Sheer power.** Workmen put the 184,000 solar cells on Dora's two retractable wings, each 2.8 by 22 meters, to generate 9 kilowatts for communications satellites.

each having two so-called solar-cell blankets. Each blanket is more than seven feet wide and roughly 36 feet long. The deployed generator measures more than 72 feet from wing-tip to wing-tip

**Retracting.** In the generator's retracted configuration, the two wings, including the structure of support rods, the actuators, and the intermediate layer of polyurethane foam to protect the solar cell, are stowed in a housing measuring 286 by 90 by 45 centimeters.

The generator's roll-in/roll-out capability provides a number of advantages. Rüsçh points out. Solar cells in space are subject to bombardment by charged particles, which gradually decreases the cell's output. Since Dora's wings can be extended, they may be partially rolled out at the beginning of the satellite's mission and then ex-



tended more at certain time intervals. This will conserve the generator's power. In this way, also, Rüscher says, the generator's output can be held virtually constant for several years.

Another advantage of the roll-in/roll-out capability is the saving of fuel during any maneuvers to correct the orbit of the satellite. Before such a maneuver, the wings would be pulled in, which cuts down the surface area of the satellite.

**Testing.** At present, Dora's stowage and deployment mechanism is undergoing tests at AEG-Telefunken's Hamburg facilities, where the generator is being developed. The mechanism will soon be put to tests in which space conditions with a range of temperatures varying between  $-190^{\circ}\text{C}$  and  $+180^{\circ}\text{C}$  will be simulated.

Further work on Dora is aimed at reducing its weight. Rüscher says this

can be done by more extensive use of magnesium instead of the somewhat heavier aluminum for some of the generator's structure components and by employing resin-reinforced carbon-fiber material for other components. □

France

Takeover kicks off phone expansion

A \$22 billion expansion of the government-run French telephone system will more than double the number of phone lines in the next five years, with an emphasis on electronic switching for the all-new exchanges. And, starting right away, the bulk of the business will go to French-owned companies.

For the long run, the French gov-

ernment insists it's backing the French all-electronic time-division switching system championed by the Compagnie Générale d'Electricité. But that hardware won't be ready in quantity until the 1980s, so the government has opted for foreign technology for the crash program that will add 8 million new lines to the inadequate phone network. The equipment will be ITT's Metaconta and LM Ericsson's Axe systems. Both are computer-controlled space-division exchanges, but Axe eventually will be available in an all-electronic version.

However, the government settled on the two systems only after forcing the American and Swedish firms to sell their subsidiaries in France to Thomson-CSF. The French firm has agreed in principle to buy ITT's controlling interest in Le Matériel Téléphonique and to take control of Société Française Ericsson.

5V OR  $\pm 15\text{V}$   
POWER  
FOR PCB'S



Mount these mini power modules, as small as 2.3" x 1.8" x 1.0", directly on printed circuit boards to save space and simplify wiring. Ratings at 5 volts from .250 to 2.5 amps; at  $\pm 15$  volts from .025 to .5 amps. Short circuit protected. Prices start at \$24. Guaranteed 3-day shipment.



Corp., Easton, Pa. 18042 Tel: (215) 258-5441

MATCHED OR  
DISSIMILAR  
DUAL OUTPUT



Select the combination of matched or dissimilar outputs that you require. Hundreds of ratings available, from 1.5 to 150 volts. Outputs are isolated, and may be used in the same or opposite polarities. Acopian's 3-day shipment promise applies for any combination.



Corp., Easton, Pa. 18042 Tel: (215) 258-5441

For the \$160 million the firm will pay for International Telephone's 68% holding in LMT, Thomson-CSF also will get effective control over Lignes Télégraphiques et Téléphoniques. It may wind up with still another ITT subsidiary, the research-oriented Laboratoire Central des Télécommunications.

Thomson-CSF got the nod only after a round of jousting with CGE, the traditional leader among French companies in the telephone business. However CGE will get access to Metaconta technology and will team with its new rival in a government-backed effort to boost French sales in world telephone markets.

The American firm still owns the money-making Compagnie Générale FDE Constructions Téléphoniques, which presumably will get something like 20% of future French switching business. It formerly had more like 40%. □

## Around the world


### Japanese thyristor aimed at protection, control

Junction temperature, rather than voltage, triggers the Thermosensor, a new thyristor from Mitsubishi Electric Corp. of Japan. The initial device, type TTO2A, turns on at 70°C, ±5°, but insertion of a resistor between gate and cathode will allow the switching voltage to go as high as 150°C. For large orders, the firm also may make devices that switch on without external components. The moderate, easily reproduced turn-on temperatures are due to precise control of doping density and depth. Low production volume and the large number of tests mean the prices will be between 65¢ and \$1, compared to 30¢ or less for comparable thyristors. Principal applications probably will be in such areas as detection and protection against fire and overheating, as well as temperature control.

### Analyzer from France digitizes images of curves

France's front-runner in professional electronics is trying its hand at instruments that analyze curves. The TS 1010 image analyzer from Thomson-CSF breaks down images such as photographs of plasma experiments into a matrix of 512 lines of 512 points each. A control console carries the electronics that digitize the information with 9-bit codes for the matrix coordinates of the points and 8-bit codes for the points' values on a gray scale of 256 levels. There's an internal memory of 4,096 words by 10 bits. An optional microcomputer—the R2E Micral S with a 3-megabit floppy-disk memory—can manipulate the raw digital images in a variety of ways.

## RACK MOUNT POWER ...TO 60 AMPS



Designed for mounting in standard 19" RETMA cabinet racks, these power supplies are available in 76 different output ratings from 1 to 50 volts, and from 5 to 60 amps. Regulation, ±0.05% or better; ripple, 1 mv rms or better. Options include metering and overvoltage protection. Shipment, 9 days after receipt of your order.

**Acopian**

Corp., Easton, Pa. 18042 Tel: (215) 258-5441

## GUARANTEED 3 DAY SHIPMENT

**ACOPIAN**

**POWER  
SUPPLY  
CATALOG  
1976-1977**

Every power module listed in the Acopian 48-page catalog is shipped within 3 days of order. Guaranteed! Miniaturized supplies, narrow profile and plug-in modules, premium performance models, and a wide choice of other types are described in detail. Ask for your copy.

**Acopian**

Corp., Easton, Pa. 18042 Tel: (215) 258-5441

**You can buy  
this signal generator  
for a 3-month job,  
and then let it  
gather dust.**

**You can rent  
this signal generator  
for a 3-month job,  
and return it  
when you're done.**



When you buy electronic test equipment for a short-term project, you're stuck with the equipment after the project is completed. Maybe it'll sit around gathering dust and costing you money. Or maybe you could sell it at a loss.

Or maybe, you should have rented it from REI.

When you rent equipment from us, you keep it only as long as you need it. When you're through with it, you send it back. Since you pay only for the time you have your instruments, you never have to spend your money on idle equipment. Short-term needs are just one reason for renting. Immediate delivery is another. Because we maintain over \$10 million in inventory in fully stocked instant inventory centers around the country, you can get delivery within hours.

REI stocks over 8,000 fully checked-out test instruments. And they're ready whenever you are. For the full story on renting as well as our low prices, send in the coupon for prompt delivery of our free illustrated catalog. Or call us now for your immediate requirements.

Rental Electronics, Inc.,  
99 Hartwell Avenue, Lexington, Mass. 02173.  
Please send me your free instrument rental catalog:

Name \_\_\_\_\_ Title \_\_\_\_\_  
Company \_\_\_\_\_  
Address \_\_\_\_\_  
City \_\_\_\_\_ State \_\_\_\_\_ Zip \_\_\_\_\_  
Tel. Number \_\_\_\_\_

**Rental Electronics, Inc.** 

A PEPSICO LEASING COMPANY

Burlington, MA (617) 273-2770 • Gaithersburg, MD (301) 948-0620 • Oakland, NJ (201) 337-3757 • Ft. Lauderdale, FL (305) 771-3500  
Des Plaines, IL (312) 827-6670 • Dallas, TX (214) 661-8082 • Mountain View, CA (415) 968-8845 • Anaheim, CA (714) 879-0561  
Rexdale, Ontario (PLC Leasing Ltd.) (416) 677-7513

Circle 64 on reader service card

World Radio History



## **Intelsat gives award for switch model to French firm . . .**

Thomson-CSF of France is starting on a \$149,948 fixed-price contract from the International Telecommunications Satellite Organization **for a 17-month preparation of an engineering model of a satellite-borne microwave matrix switch.** Intelsat thinks the switch could be used in a future multibeam satellite, using the time-division multiple-access approach. After examining techniques, Thomson-CSF will incorporate the most promising in its model switch.

## **. . . while upping its capital ceiling to \$900 million**

To meet the capital requirements of its new Intelsat V spacecraft program, the International Telecommunications Satellite Organization has voted to boost the capital ceiling by 80% to \$900 million. **The ceiling is defined by the 93-nation consortium at the sum of net capital contributions of its signatories plus all outstanding capital contractual commitments.** The increase was approved at the fourth annual meeting of Intelsat members in Singapore last month. At the same time, Intelsat, which had previously limited itself to handling international communications, approved requests of Nigeria and Zaire for use of satellite channels to handle their domestic public telecommunications services.

## **Japanese to make U.S. tour in fighter search**

A Japanese Air Self-Defense Force fact-finding mission left for the U.S. on May 21 to collect data for the selection of Japan's next-generation fighters, code-named the FX. The defense agency says that the 11-member mission would include a doctor, who will examine effects of aircraft speed on pilots. The mission will return to Japan on July 15 after visiting three aircraft manufacturers—Grumman, which makes the F-14; McDonnell Douglas, manufacturer of the F-15, and General Dynamics, maker of the F-16. **Members of the mission will test fly the F-14 and F-15 but not the F-16 because the U.S. Air Force has only two at present.**

## **West German railways control traffic with data network**

The German Federal Railways is embarking on the first phase of its so-called integrated transport control system, which is based on a national data network. It will monitor and control freight and passenger trains in all of West Germany. **The project calls for storing and processing information on the operational status of no fewer than 375,000 railways cars and some 8,000 locomotives.** About 100 Transdata 960 electronic switching units from Siemens AG will switch and coordinate the data flow between terminals at railroad stations and freight offices and the system's 20 Siemens computers. The terminals at the railroad stations and freight offices come from the Triumph-Adler group, an affiliate of Litton Industries.

## **France's Schneider seeks new backing**

Schneider Electronique, the small French instrument company that pioneered low-cost multimeters based on custom LSI chips, is looking for new backers. Schneider ran into financial difficulties during last year's setback of the French instrument market, logging sales of just over \$4 million—but no profits. **As a result, two of the company's major backers—a venture capital company and a government industrial development agency—want out.** ITT, which recently was forced to sell a major telephone-equip-

# International newsletter

---

ment-producing subsidiary to Thomson-CSF (see p. 61) is nibbling. So is Great Britain's Thorn Electrical Industries Ltd.

## **\$800 data terminal features custom MOS LSI chips**

Because data terminals in time-shared computers using the telephone network are expensive, England's GEC Telecommunications Ltd. is offering a low-cost data terminal that combines a modem, printer, and telephone. **The \$800 Datacom 10 is built around a standard General Instrument keyboard coder MOS chip and 5-channel custom MOS LSI chips** from GEC Semiconductors for the receiver, parallel-to-serial converter/transmitter, dot-matrix print-character generator, timing oscillator, and telephone interface. A simple printer using pressure-sensitive paper is used rather than more expensive light-emitting-diode displays. A slightly cheaper version, which also has a data rate between 110 and 300 bits per second, but without the built-in phone is due before the end of the year because present British Post Office rules forbid "foreign" telephones, GEC says.

## **NASA roughs out some fees for space shuttles**

Anyone who wants to put an experiment, a communications satellite, or even himself into orbit during the early 1980s now can get a rough idea of costs. At a mid-May meeting, NASA officials told their European Space Agency partners in the Spacelab project that they figure **the charge for a full load—a charter flight, in effect—on the U.S. space shuttle would run to \$18–20 million.** For sending a communications satellite into a synchronous orbit, the fee would run to \$7–8 million, NASA estimates. There should be a firm schedule of space-shuttle transportation charges by the end of the year, and NASA will guarantee them for the first three years of operation. The first flight of the shuttle itself is slated for March 1979. The first flight with a Spacelab aboard will follow in May 1980.

## **Canadian unit buys travelling-wave tubes from Telefunken**

Now that AEG-Telefunken has made a name for itself as a supplier of traveling-wave tubes for European satellite projects, **the West German company is beginning to chalk up sales for similar projects elsewhere.** The first major contract the firm has won outside Europe provides for developing 4- and 11-gigahertz tubes and delivering 23 of them to Telesat, an Ottawa-based Canadian aerospace organization. The 4-GHz tube, the TL4010, has an output of 10 watts while the 11-GHz version, the TL12025, has an output of 20 W. Both types have a 42% efficiency. The company is also offering to supply travelling-wave tubes to all firms bidding on Comsat's Intelsat V communications satellite system.

## **Fast French scope has bandwidth of 46 gigahertz**

Thomson-CSF, best known for radars, broadcast equipment, radio links, and air-traffic-control systems, will make a mark in instruments at the early-June Mesueora show in Paris with a prototype of an oscilloscope having a bandwidth of 46 gigahertz. The TSN 660 scope, **designed around a special helix tube that incorporates a channel electron multiplier,** was developed for the French atomic-energy agency. It's intended for analysis of fast, one-shot transient signals that can't be handled with sampling techniques and for measuring recurring signals in the super-high-frequency band. **The company maintains this will be the fastest scope available commercially** when deliveries start late this year.

DISTILLATION  
COLUMN NO 1  
ALARM STATUS

FEED 86.15 ML/MIN	REFLUX 2 ML/MIN	OVERHEAD 42 ML/MIN	BOTTOMS 4 ML/MIN
STEAM .2886 LBS/HR	REBOILER TEMP 68.37 DEG F	TOP TEMP 59 DEG F	REBOILER PRES 14 PSI AT
REBOILER LEVEL 11 PCT	ACCUM LEVEL 0 PCT	ANALYZER 2.500 PCT	COLUMN DIFF PRES 17.702 PSI AT
STEAM DRUM 9 PSI AT	DRUM LEVEL 90 PCT	ACCUM TEMP 58 DEG F	STORAGE LEVEL 22 PCT

MEAS W/I RANGE  
MARGINAL RANGE  
OUT OF RANGE

# Take your pick.

Presenting visible proof that there are two sides to every story.

For the black and white side, take the MRD 380 or the MRD 980. The 380 is a basic teletypewriter compatible unit; the 980 is more advanced. Both are in a class by themselves, packaged to fit in anywhere. ADDS developed them specifically for the process control industry.

You take it from here.  
MRD 380, \$1195 MRD 980, \$1995.  
Circle 67 on reader service card

There's another side to the story. The MRD 460—a real show-off. Put it where you need it, and it'll show you what's what in eight snappy colors. If rapid visual identification of information is important, the 460 is for you. It features graphics, formatting and extensive remote controls. ADDS developed it specifically for the process control industry.

You take it from here.  
MRD 460, \$3800.




## ADDS.


Applied Digital Data Systems Inc.

100 Marcus Boulevard, Hauppauge, New York 11787 (516) 231-5400


# Compare Multiwire:™



**costs less than wirewrapping...**



**works better than multilayering.**



Two major systems—wirewrapping and multilayering—have been used for complex electronic interconnection in the last 15 years. Despite improvements and refinements, each still has inherent disadvantages. That's why Multiwire was created by Photocircuits. It overcomes the disadvantages of wirewrapping and multilayering.

A Multiwire board is basically a customized pattern of insulated wires laid down on an adhesive-coated substrate by a machine operating under numerical control.

### Multiwire vs. wirewrapping.

Today, interconnection costs are more important than ever. So take a long, hard look at a key advantage of Multiwire panels. They cost much less than wirewrapping in small or production quantities.

Here's an example of how much less: a Multiwire replacement of a 60 DIP wrapped-wire panel. Total tooling costs were just \$750. In order quantities of 1000 pieces, the Multiwire boards at \$45 each were more than \$30 less than the wrapped-wire panel. (A 40% cost savings.) Multiwire prices also include a 100% continuity check.

But cost is not the only reason for the superiority of Multiwire over wirewrapping. There are also design advantages. For example, Multiwire offers two-dimensional packaging density equal to wirewrapping. But with Multiwire panels, you reduce board-to-board spacing. And Multiwire weighs much less too. So it can contribute substantially toward improving the envelope or three-dimensional package of your product.

Electrically, Multiwire is also superior. The extreme repeatability of the manufacturing process provides much higher electrical reliability as received—this is an important cost-saving factor. In addition, you get the controlled impedance characteristics required without variations.



### Multiwire vs. multilayering

With Multiwire, reliability goes up and inspection cost goes down. Multiwire doesn't need extensive inspection—like multilayering does—for nicks, pinholes, hairline cracks, spacing violations and bridging. Yet Multiwire regularly yields better than 99% reliability at incoming inspection.

Compared to multilayering, designing a new Multiwire board is a far simpler operation. Component locations and a wiring list are all we need. Our computer-aided system does the rest.

Since the computer also takes care of deletions and/or additions, engineering changes are simplified. What's more, Multiwire makes it easier to find paths for interconnections, because the insulated wires can cross one another. For these reasons we can deliver finished Multiwire boards to your door in weeks rather than months.

The advantages of Multiwire over wirewrapping and multilayering vary from case to case. We'd like to help you evaluate possible time, cost, design and reliability benefits. For information and price estimates, call the Multiwire Marketing Department at 516-448-1111.



	Wrapped panels	Multi-layers	Multi-wire
Design & tooling cost	Low	Very High	Low
Design & tooling time	Short	Very Long	Short
1st piece delivery	Short to Very Short	Long	Short
Board cost in small quantities	High	High	Medium
Board cost in production quantities	High	Medium	Medium
2 dimensional packaging density	High	High	High
3 dimensional packaging density	Medium	High	High
Weight	High	Low	Low
Ease of changes	Excellent	Poor	Good
High speed electrical characteristics	Fair to Poor	Excellent	Excellent
Interchangeability with other techniques	Fair	Excellent	Excellent
Repairability	Excellent	Poor	Good
Controlled impedance	Poor	Good	Good
Electrical reliability as received	Fair	Good	Excellent

Visit us at Nepcon, Booth 4313

# Multiwire from Photocircuits

Division of Kollmorgen Corporation, Glen Cove, New York 11542

Electronics/May 27, 1976

Circle 69 on reader service card 69

cover the range from 3.3 to 33 volts.

All devices are ruggedly constructed. They have planar, nitride passivated chips with low dynamic impedance, are hermetic-

Circle #5 for more information.

(Or reader service # 199)

City \_\_\_\_\_ State \_\_\_\_\_ Zip \_\_\_\_\_

**SEMICONDUCTORS**

**Second To None.**

# The ITC Semi

## DELCO'S NEW FAST HIGH-GAIN TRANSIS

### MAJOR PARAMETER LIMITS

TYPE	$h_{FE}$ @ 10A	$V_{CBO}$	$V_{CEO}$ (sus)	$V_{CE}$ (sat) @ 7A	tf (typical @ 5A)
DTS 515	3.5	300V	250V	5.0V	0.25 $\mu$ sec
DTS 516	4	400V	250V	1.9V	0.25 $\mu$ sec
DTS 517	5	500V	250V	1.6V	0.25 $\mu$ sec
DTS 518	5	600V	275V	1.4V	0.25 $\mu$ sec
DTS 519	5	700V	300V	1.4V	0.25 $\mu$ sec
2N6573	5	500V	250V	1.5V	0.25 $\mu$ sec
2N6574	5	600V	275V	1.5V	0.25 $\mu$ sec
2N6575	5	700V	300V	1.5V	0.25 $\mu$ sec

NPN triple diffused silicon transistors. Packaged in solid copper cases conforming to JEDEC TO-3 outline dimensions.



Our newest high-energy silicon power transistors have increased capabilities over our earlier types in current ratings, gain and switching speeds. These improvements were achieved without sacrificing the useful peak power handling capacity that is characteristic of Delco's transistors.

Fall time of these transistors is typically 0.25 microseconds. Their biggest advantage, however, is their high current gain as shown on the accompanying beta curves.

A new characterization feature offered with the DTS-515 series is a graph of capabilities for reverse bias clamped inductive switching. Parameter variables, dealt with in the graph, are voltage, collector current, temperature, and forward and reverse base current. As can be seen in the

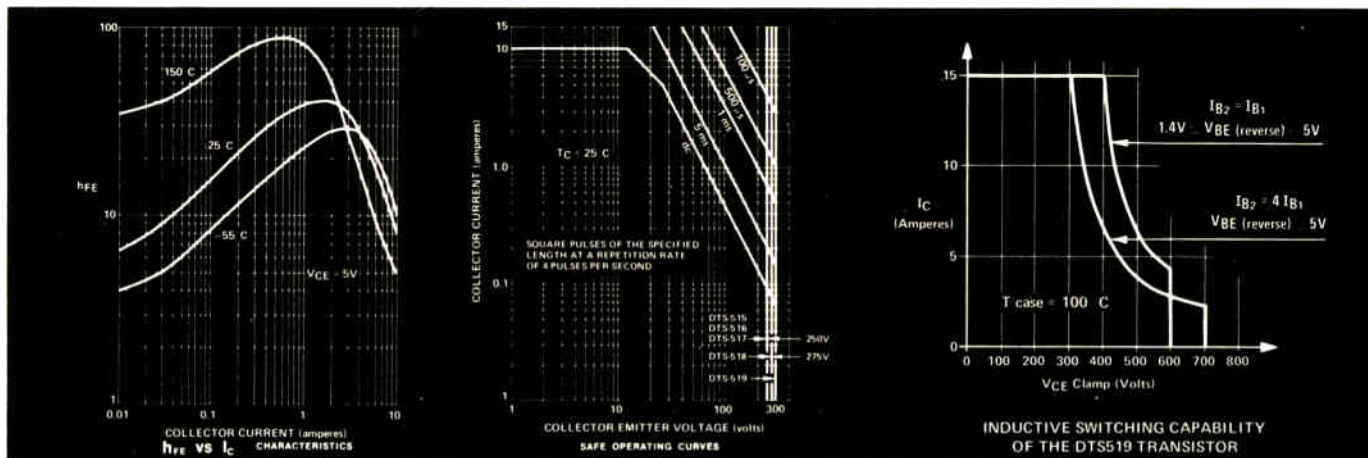
" $V_{BE}(\text{reverse}) \geq 5V$ " notation, emitter diode avalanche is recommended under certain conditions.

And, of course, these high-energy silicon power transistors come in Delco's solid copper TO-3 packages to ensure low thermal resistance.

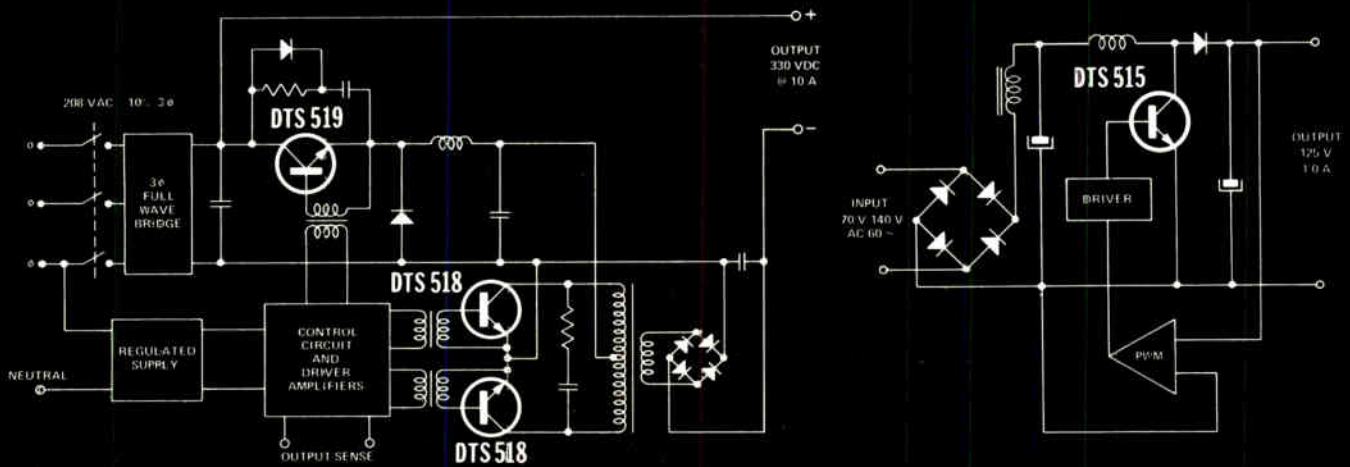
The accompanying curves, charts and circuits tell part of the story. Prices, applications literature and electrical data from your nearest Delco sales office or Delco distributor can supply another part.

But the most important part of the story is how well these new transistors function in your applications.

You can order them today; they're in stock at your Delco distributor's.



# TER SWITCHING, TORS NOW IN STOCK.



**3.3 KW HIGH EFFICIENCY SWITCHING REGULATOR**

**STEP-UP SWITCHING REGULATOR**

**NOW AVAILABLE FROM THESE DISTRIBUTORS IN PRODUCTION QUANTITIES.**

**ALABAMA, Birmingham**  
Forbes Distributing Co., Inc.  
(205) 251-4104

**ALABAMA, Huntsville**  
Powell Electronics  
(205) 539-2731

**ARIZONA, Phoenix**  
Sterling Electronics, Inc.  
(602) 258-4531

**CALIFORNIA, Gardena**  
Bell Industries  
Electronics Distributors Div  
(213) 328-5802

**CALIFORNIA, Goleta**  
R.P.S. Electronics, Inc.  
(805) 964-6823

**CALIFORNIA, Los Angeles**  
Kierulff Electronics, Inc.  
(213) 685-5511

**CALIFORNIA, Los Angeles**  
R.P.S. Electronics, Inc.  
(213) 748-1271

**CALIFORNIA, Palo Alto**  
Kierulff Electronics, Inc.  
(415) 963-6292

**CALIFORNIA, San Diego**  
Kierulff Electronics, Inc.  
(714) 275-2112

**CALIFORNIA, San Diego**  
R.P.S. Electronics, Inc.  
(714) 292-5611

**CALIFORNIA, Sunnyvale**  
Bell Industries  
(408) 734-8570

**COLORADO, Denver**  
Kierulff Electronics, Inc.  
(303) 371-6500

**CONNECTICUT, Norwalk**  
Harvey Electronics  
(203) 853-1515

**FLORIDA, Clearwater**  
Diplomat Southland  
(813) 443-4514

**FLORIDA, Miami Springs**  
Powell Electronics/Florida  
(305) 592-3260

**ILLINOIS, Elk Grove Village**  
Kierulff Electronics, Inc.  
(312) 640-0200

**ILLINOIS, Skokie**  
Bell Industries  
Electronics Distributors Div.  
(312) 282-5400

**INDIANA, Indianapolis**  
Graham Electronics Supply, Inc.  
(317) 634-8202

**MARYLAND, Baltimore**  
RESCO Baltimore  
(301) 823-0070

**MARYLAND, Beltsville**  
RESCO Washington  
(301) 937-5890

**MASSACHUSETTS, Billerica**  
Kierulff Electronics, Inc.  
(617) 935-5134  
(617) 667-8331

**MASSACHUSETTS, Newton**  
The Greene-Shaw Co., Inc.  
(617) 969-8900

**MICHIGAN, Livonia**  
Pioneer Michigan  
(313) 525-1800

**MINNESOTA, Minneapolis**  
Stark Electronics Supply Co.  
(612) 332-1325

**MISSOURI, Kansas City**  
Walters Radio Supply, Inc.  
(816) 531-7915

**MISSOURI, St. Louis**  
LCONP.S. Louis  
(314) 647-5505

**NEW JERSEY, Cinnaminson**  
Wilshire Electronics Philadelphia  
(609) 786-8900 (215) 627-1920

**NEW JERSEY, Clifton**  
Wilshire Electronics New Jersey  
(201) 340-1900 (212) 244-8930

**NEW MEXICO, Albuquerque**  
Sterling Electronics  
(505) 345-6601

**NEW YORK, Binghamton**  
Harvey Electronics  
(607) 748-8211

**NEW YORK, Buffalo**  
Summit Distributor, Inc.  
(716) 884-3450

**NEW YORK, Farmingdale**  
Wilshire Electronics/Long Island  
(516) 293-5775

**NEW YORK, Freeport**  
Milgrav New York  
(516) 546-6000

**NEW YORK, Woodbury**  
Harvey Electronics  
(516) 921-8700 (212) 895-9260

**OHIO, Cincinnati**  
United Radio, Inc.  
(513) 761-4030

**OHIO, Cleveland**  
Pattison Supply Co.  
Industrial Electronics Division  
(216) 441-3000

**OHIO, Dayton**  
Pioneer Dayton  
(513) 236-9900

**PENNSYLVANIA, Philadelphia**  
Almo Electronics  
(215) 698-4000

**PENNSYLVANIA, Pittsburgh**  
CAM RPC Electronics  
(412) 288-2600 (412) 782-4770

**SOUTH CAROLINA, Columbia**  
Dixie Radio Supply Co., Inc.  
(803) 779-5333

**TEXAS, Dallas**  
Sterling Electronics  
(214) 357-9131

**TEXAS, Houston**  
Harrison Equipment Co., Inc.  
(713) 652-4700

**TEXAS, Houston**  
Sterling Electronics  
(713) 627-9800

**WASHINGTON, Seattle**  
Kierulff Electronics, Inc.  
(206) 763-1550

**IN CANADA:**  
Zentronics Ltd.

Toronto (416) 787-1271  
Ottawa (613) 238-6411  
Montreal (514) 735-5361

**OVERSEAS: EUROPEAN INQUIRIES:**  
European Parts & Accessories  
Marketing Group

General Motors Continental  
Plant 2, Noorderlaan, Postbus 9  
B-2030 Antwerp, Belgium

**ALL OTHER OVERSEAS INQUIRIES:**  
General Motors Overseas  
Operations

Parts & Accessories Dept.  
767 Fifth Avenue  
New York, N.Y. 10022  
212) 486-4412

**Delco Electronics  
Regional Sales Offices**

Charlotte, North Carolina 28209  
4600 Park Road  
704) 527-4444

Van Nuys, California 91404  
Box 2968  
213) 988-7550


**General Sales Office**  
700 E. Firmin, Kokomo, Ind. 46901  
(317) 459-2175

## Delco Electronics



Division of General Motors

# Announcing MOSTEK's F8 AID Station

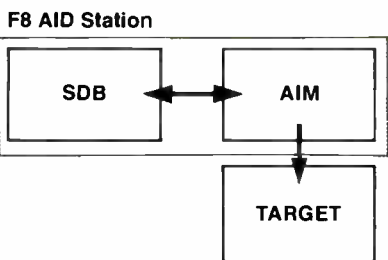




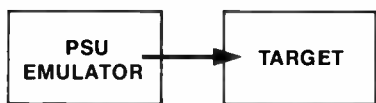
# Develop F8 applications from concept to working production systems. Fast!

With MOSTEK's F8 AID (Aid In Development) Station you choose the configuration that works best for your application. It's a streamlined approach for maximum cost-effectiveness. And it allows you to completely debug software and hardware providing a fast confirmation of your actual application before you commit to expensive, time-consuming custom ROM patterns. The big advantage is that you determine the complexity and expense of the development system required for your application. You can use one or all of the development tools, depending on your requirements.

**Example:**  
Start with the F8 Survival Kit as a low-cost training aid and evaluation system. Next ...develop and debug ROM or PROM firmware in your final system configuration (target) using SDB/AIM:



For PSU-based systems, the PSU Emulator is available for verifying or field testing ROM programming prior to ordering custom PSU's



## The Mostek Survival Kit—\$185.00

This high performance kit is a ready-to-go microcomputer for evaluation of the F8 instruction set, hardware features and performance. It includes a user operating system, (DDT-1), 1K of RAM, four 8-bit I/O ports, TTY interface, timer, interrupt and Fortran IV F8 Cross Assembler. MOSTEK's Survival Kit can be used for the complete development of many F8 control applications. Unassembled kit price is \$147.00.

## The Software Development Board (SDB)—\$1295

With the SDB you can also execute and debug software for your F8 applications. In addition, the SDB offers the capability to create and edit "source" listings (using the F8 resident text editor) and assemble them into corresponding "object" code (using the F8 resident assembler).

The 2Kx8 user operating system (DDT-2) offers 10 basic commands:

- M s display and update memory at s
- M s.f tabulate memory block s.f
- P s display and update port s
- P s.f tabulate port block s.f
- E s execute program at s
- B s set breakpoint to exit program at s
- S s single step execution at s in program
- L load tape into memory
- D s.f dump tape from memory block s.f
- C s.f.d copy memory block s.f to d

Mostek's SDB also provides 8Kx8 of RAM, four 8-bit I/O ports, serial

ASCII interface (110-9600 baud) and a parallel interface for high speed reader/punch.

## The Application Interface Module (AIM)—\$750

With SDB/AIM you can debug F8 applications in the actual hardware and software configuration of your final system (Target). AIM allows you to actually emulate the target ROM, or PROM with RAM. The RAM, which appears as ROM to the application, can be loaded, debugged and modified using peripherals independent of the target. All of the peripheral and debugging capabilities of the SDB can be applied directly to the final system configuration of any F8 application.

## The Emulator—\$435

This development aid is ideal for designing and field testing F8  $\mu$ Computer systems which use one or more MK 3851 Program Storage Unit (PSU) circuits. It's electrically equivalent to the PSU but is field programmable rather than mask programmable allowing final hardware verification of all PSU programming prior to ordering custom PSU circuits.

Get started with the F8 Development Aid Station now. It's available at MOSTEK distributors complete with thorough documentation. Or call your MOSTEK sales representative.


# MOSTEK

In Europe, Contact:  
MOSTEK GmbH  
TALSTR. 172  
7024 Bernhausen  
West Germany  
Telephone: (0711) 701096

1215 West Crosby Road  
Carrollton, TX 75006

Photo at left: F8 Survival Kit and documentation; upper left: PSU Emulator; upper right: Application Interface Module (AIM); lower left: Software Development Board; lower right:

# THE J387: WHEN PRODUCTIVITY COUNTS.



Here are seven ways in which the J387 Memory Test System helps increase productivity. Study them closely. When it's time to invest in memory testing equipment, you'll want to remember them all.

## **REPEATABLE RESULTS WITH HANDLERS or PROBERS.**

Because the system was designed to drive devices at the end of cable, test results are consistently repeatable even when wafer probers or automatic handlers are connected to the system.

## **NO TEST STATION TWEAKING.**

The system's software eliminates the need to modify the program every time you change test stations. Once set, the times stated in the test program are always valid.

## **PROGRAM YOUR OWN PATTERNS.**

Teradyne's new programmable pattern generator allows you to produce whatever patterns will exercise your memories best in the least amount of time.

## **TWO STATIONS MEAN HIGH THROUGHPUT.**

The basic J387 arrives with two test stations because experience has shown that two usually offer the lowest cost per device tested. Should you require more, they can be added.

## **TESTS RAMs, ROMs, EVEN 16Ks.**

The J387 will test many different RAMs and ROMs, including 4k devices in 16-, 18-, and 22-pin packages. Even memories with up to 16 address inputs can be handled.

## **ALL THE DATA YOU NEED.**

You're provided with cumulative Schmo plots, lot summaries, distribution analyses, datalogged parametric values, and all the other data you need to increase yield and improve productivity.

## **TERADYNE PRODUCTIVITY TURNS UP EVERYWHERE.**

You'll find it in hardware optimized for memory testing. And in Teradyne's unique 10-year circuit module warranty. It's why we maintain a seven-day, 24-hour troubleshooting service. And a global service program backed up by local parts stocking centers.

Whether you're a memory user or manufacturer, the J387 delivers what you need. Optimized memory testing that will boost your throughput and increase your productivity. For the full story on the J387 Memory Test System, write: Teradyne, 183 Essex Street, Boston, Massachusetts 02111. In Europe: Teradyne, Ltd., Clive House, Weybridge, Surrey, England.

WE SELL PRODUCTIVITY.

# TERADYNE

CHICAGO (312) 298-8610/DALLAS (214) 231-5384/NEW ENGLAND (617) 458-1256/NEW YORK (201) 334-9770  
SLUNNYVALE (408) 732-8770/LONDON (0932) 51431/PARIS 073 16 98/ROME 59 47 62/MUNICH (089) 33 50 61/TOKYO (03) 406-4021

*For people with memory problems  
cut this out and save.*



## Will IC makers find converter niche?

Consensus foresees future for them in less demanding applications, while traditional houses dominate high-performance end of the field

by Lawrence Curran, Boston bureau manager

**Crossfire** between rival makers of data converters is generating enough smoke to obscure a clear understanding of what portions of the market are available to members of each camp. The rivalry, covering both analog-to-digital and digital-to-analog devices, is between traditional makers of modular or hybrid models and major semiconductor makers jumping into the fray with monolithic converters.

With few exceptions, though, the consensus seems to be that the traditional makers will serve the high-performance, precision end of the market for the foreseeable future, and the monolithic houses will chip away at—and possibly dominate—the less demanding jobs that don't require much more than 8-bit resolution or substantial speeds.

Price-cutting in the hybrid camp [*Electronics*, April 15, p. 35] has followed on the heels of converter announcements from big integrated-circuit houses such as National Semiconductor and Motorola, together with reports that Texas Instruments is tooling up. Below that tier, Teledyne Semiconductor has joined the monolithic side, and traditional module- or hybrid-converter producers such as Analog Devices Inc. and Burr-Brown Research Corp. are expanding or fine-tuning their monolithic production capabilities [*Electronics*, May 13, p. 38].


**Coexistence.** But there's no reason the hybrid and monolithic converter makers can't coexist for some time because of the differing needs of the market segments they're seeking. Perhaps Burr-Brown's Joseph Santen, product manager for data converters, says it best when he as-

serts: "The big semiconductor makers have their niche, and we have ours." Santen says that hybrid builders such as his own Tucson, Ariz., firm will always stay ahead of the monolithic houses in performance—reaching 16-bit resolution when a monolithic device is at 12 bits, for example, although neither achievement is near at hand.

At least one member of the hybrid camp, Carl Kramer, vice president for sales at Hybrid Systems

Corp., Bedford, Mass., guesses that a complete monolithic 12-bit d-a converter is five years away. Ray Stata, chairman and president of Analog Devices Inc., Norwood, Mass., who is probably the most vocal and adamant spokesman for established converter makers, foresees considerable challenge for the monolithic houses to surmount before they make a mark in the precision or high-performance converter market. He strongly believes one of

**Trimming.** Analog Devices uses laser wafer trimming controlled by computer on its Norwood, Mass., production line. Here, a wafer is shown undergoing part of the routine.



## Probing the news

the biggest hurdles is accuracy.

"They haven't had to be greatly concerned about 0.01% or even 0.1% accuracy in converter products requiring resolution of 12 bits and up," Stata asserts. Accuracy, in his opinion, is closely related to whether the product contains a stable voltage reference, precision resistors, and overall circuit precision achieved with dynamic trimming of the resistors after deposit on the monolithic chip.

**Mixture.** Furthermore, Stata maintains that a mix of both logic and linear components on the same chip is required for the precision portion of the market. "When you combine all these requirements and realize that production runs for individual converters don't reach very high volumes, those requirements don't seem to be in the mainstream of what semiconductor makers provide," he explains.

In the monolithic camp, National Semiconductor Corp.'s Dean Coleman readily admits that achieving 0.01% accuracy isn't a trivial task, but the whole market isn't at that accuracy, he maintains. "A lot of it is 0.05% or 10 bits, and 0.2% or 8 bits." Coleman, converter products marketing manager in Santa Clara, Calif., contends that semiconductor makers are beginning to dominate the 8-bit market, will do the same at

10 bits within a year, and within three years will capture the 12-bit converter market.

But his competitors are unconvinced. "The monolithic guys are going to have a tough time building a true 12-bit d-a or a-d converter, and while they're still struggling, we in the hybrid business will make a lot of money," says Lyle Pittroff, product-marketing manager for hybrids at Beckman Instruments' Components division. "Not only is the technology not obvious, but then they have to produce it in volume, with adequate yields, to sell for less than \$10."

But Coleman doesn't think IC houses will dislodge established companies such as Analog Devices and Precision Monolithics from the converter market, essentially agreeing with the niche theory of Burr-Brown's Santen. Those niches for National include microprocessors, automobiles, and telecommunications. Microprocessor-interfacing is one example of a new application for converters where IC houses can move swiftly into a new market, "piggy-backing" the converters onto the microprocessors as part of a systems sell, Coleman claims. And in Detroit, "auto makers aren't going to pay for a 20% module or a 10% hybrid," he predicts. "It's going to be an 8- or 10-bit converter, and that's where we are now."

TI and Motorola are both eyeing the microprocessor-generated mar-

ket for converters. But TI, too, concedes that monolithics won't drive out hybrids. "The hybrids will survive in the high-speed, high-accuracy end—for test equipment, for example," says Delbert Whitaker, the firm's linear marketing manager. The company will, by year's end, introduce a one-chip, successive-approximation converter for data acquisition in microprocessor-based systems. Although Whitaker won't elaborate, the chip is expected to be a high-speed 8-bit part built with a double-MOS process. On the chip will be a temperature-compensated voltage reference, high-performance integrators, buffers, comparators, and MOS digital control logic.

**Kit.** TI is also working on a two-chip kit for the digital-panel-meter market that does a dual-slope a-d conversion and will be accurate to 13 bits. But the 8-bit limitation of the microprocessor-related converter, and the need for two chips to get 13 bits in such meter applications, are further evidence that precision monolithic converters are still beyond the reach of single-chip processing technology. Motorola's approach (see "Motorola's monolithic building blocks") underscores that fact.

National's Coleman acknowledges that putting the voltage reference on the chip is about the most difficult job monolithic makers will have to do, and it won't be done industry-wide for several years. In the hybrid camp, Robert Jay, president of Micro Networks Corp., Worcester, Mass., says a stabilizer reference is only one of two tough nuts for monolithic processing to crack; the other is the need for precision thin-film resistors on the chip. Jay sees minimal-chip hybrids dominating the precision-converter market for the next several years.

Finally, considerations the major semiconductor makers may be underestimating in the precision part of the market are the rigorous requirements for component-matching and testing, and the need for more technical expertise in the sales force to handle application questions, say Analog's Stata and Dan Dooley, vice president of engineering at Precision Monolithics. □

### Motorola's monolithic building blocks

Motorola's Integrated Circuits division in Phoenix is one of the few big semiconductor manufacturers in the data-converter market that brushes off the 0.01% deviation-from-accuracy requirement at 12 bits as no big problem in a truly monolithic device. "This doesn't scare us off," says Steve Faulkner, product planner for interface circuits. He says Motorola is in the beginning design phase for such a product.

Until it's ready, however, Motorola is offering building blocks that the customer can put together for his application. Faulkner says this approach is a practical solution to the very real need for a wide variety of products within a broad range of technical complexity. He cites the voltage regulator for Motorola's recently announced 10-bit digital-to-analog device as an example, claiming that customers can buy their own parts, assemble them, and still save money.

A customer has to decide how much to pay for a function, and some that won't spend \$20 to \$30 for a d-a converter would readily pay less than \$10, in Faulkner's opinion. With that in mind, the company has an 8-bit d-a converter at \$5.95 in quantities of 100, and another one with accuracy to 0.5% at \$2.95 in hundreds. A laser-trimmed 10-bit d-a converter, about a month away, will sell for \$9.95. The customer adds external circuitry.

What's new in solid state ...

# Gold CHIP LICs pile up 18 million hours with near-zero failure rate.

Test results from 18.2 million unit-hours and 1.5 million unit-cycles are in—and the verdict is unanimous. RCA Gold CHIP LICs are *significantly* more reliable than their counterparts with aluminum metalization. Here is a summarized report based on testing by three different kinds of users, plus—perhaps our severest critic—ourselves.

## U.S. Army jungle/salt air tests

In Panama, the Electronics Technology and Devices Laboratory of the U.S. Army Electronics Command tested 63 Gold CHIP LICs to 1,479,000 unit-hours. The tests were done under conditions designed to reveal potential electromigrative shorts and metal corrosion: 27°C, 90-98% R.H., 4.5 V reverse bias. Result: zero failures. Or a failure rate of 0.062%/1000 hrs. at 60% confidence level.

## OEM reliability tests

A major OEM systems manufacturer has completed extensive testing of Gold CHIP bipolar ICs. These were operated at high power and high junction temperature. After 15,000,000 unit-hours: 2 degradational rejects not related to metalization. That's a 0.02% failure rate.

## U.S. Navy plastic IC program

The Naval Electronic Systems Command has awarded RCA Solid State Division a \$1.44 million contract to apply Gold CHIP technology to plastic packaged ICs for military use. MIL-M-38510 specifications will be used.

## RCA reliability tests

In a continuing program, RCA has run the following tests under industry accepted testing conditions.


- Operating Life: 332 units, 376,500 unit-hours.
- Temperature/Humidity Bias: 314 units, 1,244,000 unit-hours.
- Thermal Fatigue: 30 units, 750,000 unit-cycles.
- Pressure Cooker: 510 units, 92,460 unit-hours.
- Thermal Shock: 673 units, 214,760 unit-cycles.
- Temperature Cycle: 1,630 units, 510,000 unit-cycles.

Results: 1 failure in the pressure cooker test. It was caused by a bond wire break at the frame and was not chip related.

You can buy these Gold CHIP LICs from your local RCA Solid State distributor and evaluate them yourself: CA101AG, CA107G, CA124G, CA139AG, CA139G, CA201AG, CA207G, CA224G, CA239AG, CA239G, CA301AG, CA307G, CA324G, CA339AG, CA339G, CA741CG, CA741G, CA747CG, CA747G, CA748CG, CA748G, CA1458G, CA1558G, CA3401G, CA3724G, CA3725G.

# RCA

April  
'76



## RCA. Full house in Linear ICs.

Consumer electronics

# Play's the thing in home video games

You can't tell the companies without a program as more and more enter \$500 million market with LSI and microprocessor-based models

by Gerald M. Walker, Consumer Electronics Editor

**Competition** to win a position in the electronic-games market for homes and arcades has reached a pitch not seen in consumer electronics since the early days of four-function calculators. The scramble to get part of the action in this lucrative new market, which started in earnest late last year, now involves semiconductor houses, traditional arcade and toy companies, new electronics-oriented firms, Far East assemblers, and a couple of TV manufacturers.

At next month's Consumer Electronics Show in Chicago, a raft of new home-video games will be introduced, and they will be more sophisticated than the original paddle-and-ball-type of games sold thus far. Meanwhile, new coin-operated machines, some controlled by microprocessors, have already begun assaulting the fickle public in arcades around the world.

A bit skeptical about the ability of

this growing number of home-games entrepreneurs to actually deliver what they've announced in time for the Christmas selling season, one video-game firm executive says, "Right now, the number of companies that consider themselves in the video-games business is only limited by the number that can get on General Instrument's waiting list. A lot of them are making promises they cannot possibly meet."

**Shortage.** To date, General Instrument's Microelectronics division in Hicksville, N.Y., is the only semiconductor company that is shipping a dedicated LSI chip for home-video games, and GI's capacity has limited the field. But National Semiconductor, Santa Clara, Calif., and Intermetall GmbH, ITT's subsidiary in West Germany, have both developed game chips, and other semiconductor companies are planning to follow.

Another limitation on the proliferation of video games is the Federal Communications Commission, which requires that these products be certified not to radiate interference when attached to the antenna terminals of television receivers. The FCC has slapped the wrists of a number of would-be games marketers for attempting to sell or even demonstrate nonqualified video games.

A third limitation is the inability of the companies to design appealing games and distribute them to the consumer market. While the coin-op companies do not have the same distribution problem as the consumer-oriented outfits, they do face the pressure of designing new formats with a very short turn-around time.

**Success.** But despite these limitations, the games market is here to stay: the initial success of the first relatively simple ping-pong-type games indicates that the consumer's taste has been whetted for more of the same. Estimates of the dollar value of the electronic-game business this year vary considerably because no one really knows yet how serious the chip shortage will be.

Sales of at least 2 million and as many as 7 million units are expected for home-video games with a retail value of \$250 million to \$440 million, depending on whose prediction is correct and how far prices drop this fall. Lows this spring will be in the \$60 neighborhood. Worldwide sales of electronic pinball machines and coin-operated video-display games should reach \$220 million to \$250 million, although the demand for these products is not nearly as

**Gamesmanship.** Magnavox, which introduced home-video games in 1972, added this Odyssey 500 this month. More than 30 companies are now making such games.



explosive as in the home market. On the other hand, because of the rapid turnover of games in arcades, it's unlikely that this market will be saturated very easily.

Magnavox in Fort Wayne, Ind., whose Odyssey started home video games in 1972, is still the only American television producer to pursue the market. This month, Magnavox introduced three new Odyssey sets in its 1977 model line. The high end of the line, Odyssey 500, shows full-color playing fields and "players" with four games—tennis, hockey, smash (handball), and soccer. There are on-screen digital scoring, automatic serve and ball rebound, plus vertical and horizontal player action, in addition to the English and speed controls used in earlier models.

**Choice.** European television-set maker Philips, which acquired Magnavox a couple of years ago, introduced a game on the Continent at the beginning of this year. The unit, which contains four ICs, serves up on-screen squash, target shooting, and slalom skiing. Later this year, however, Philips will have another game from Magnavox for the European market. According to the company, some 100,000 home-video game units will be sold in all of Western Europe in 1976.

Atari Inc. of Los Gatos, Calif., whose Pong was successfully transferred from arcade to home use via Sears, Roebuck & Co., plans to unveil the first of a line of new home-video games at the show next month. Allan E. Alcorn, Atari's vice president for R&D, estimates that about 30 companies today have paddle-type games.

By the end of the year, the paddle or racquet types will be giving way to games of aggression—dog fights, tank battles, sea skirmishes, and so on—but the basic technology will still depend on digital n-channel MOS chips like the GI device. At the same time, some companies are getting set to use microprocessors in home games, but others contend that the price is not right yet for the sophisticated devices.

Fairchild's Exetron division, for one, will introduce this year a home-video game built around its F-8 microprocessor. The Santa Clara,

Calif., division, which will demonstrate five games at the Consumer Electronics Show, will also display some of the 10 \$19 to \$25 cartridges that plug into one game console to "program" different games. The games will sell for \$100 to \$150.

**Complexity.** And Cardinal Corp. of Brooklyn, N.Y., is using an F-8 programed by second-source Mostek Corp. of Carrollton, Texas, for a chess game. The game, in which the player matches the micro-computer at selected levels of complexity, can be played with a TV display or with a hand-held unit that has only an alphanumeric display.

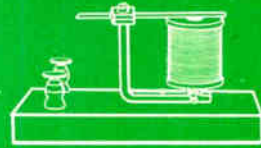
Executive Games Inc. in Boston is working on a microprocessor-based game for introduction early next year. "We view the market as very exciting," says Peter Stepanek, president of Executive Games, "limited only to the imagination of the individual company."

The arcade and pinball machines, which sell for \$1,200 to \$3,000, have had an easier transition from basic TTL boards to microprocessors than the home games because of the difference in price and because of the greater emphasis on rapid changes in format. Thus, Bally Corp. and its subsidiary, Midway Manufacturing Corp. in Chicago, have both used microprocessors—the Intel 4004 in Bally Alley, and the Intel 8080 in Gun Fight.

Ramtek Corp. of Sunnyvale, Calif., has just completed a video-display card game in which four players compete against an 8080 microprocessor "dealer." Also, Mirco Inc. of Phoenix, Ariz., is using a Motorola MC6800 in its Spirit of '76 pinball machine.

Microprocessors offer new opportunities to the coin-op companies—first, game controls can be programed and reprogramed quickly when developing the game, and, second, more features can be built into the final product. The most appealing characteristic of the microprocessor for both coin-op and home games is its ability to make the games progressively more difficult as the players become accustomed to the format. This adaptability holds the players' interest longer than games with a fixed level of complexity. □

## A MEASURE OF EXCELLENCE



## FROM VOICE COMMUNICATION



While conducting another experiment, Alexander Graham Bell accidentally discovered how to transmit a musical tone over an electric wire, and within a short time designed the first electric telephone.



## ...TO HIGH FREQUENCY DIRECT SYNTHESIS WITH

### AILTECH's 360

Purity, Speed and Competitive Cost are features you'll appreciate with Ailtech's 360 Frequency Synthesizers. Whatever the application, SIGINT, ECM, Communications, Radar or Automatic Test, the 360's modular design assures ease of operation and virtually eliminates costly system integration. Ailtech's 360 operates in the 10 kHz to 180 MHz range; can provide switching in less than 20 microseconds; and may be configured for specific slot frequency applications at VHF, UHF and higher. Indirect Synthesis for slow switching, and programmable modulation and level control are also available for specific requirements. Send for our NEW Catalog featuring the 360 Synthesizer together with other high performance test instruments from...



A CUTLER-HAMMER COMPANY

815 BROADHOLLOW ROAD  
FARVINGDALE, NEW YORK 11735  
Telephone (516) 595-6471 • TELEX 510-224-6558  
OFFICES IN NEW YORK, CALIFORNIA,  
FRANCE, GERMANY, ENGLAND & JAPAN

I'm interested in Frequency Synthesis, my application is: \_\_\_\_\_

Please send literature.

Have sales representative call.

Name \_\_\_\_\_ Title \_\_\_\_\_

Company \_\_\_\_\_

Address \_\_\_\_\_

City/State/Zip \_\_\_\_\_ E

### INSTRUMENTS OF DISTINCTION



SPECTRUM ANALYZERS



FREQUENCY SYNTHESIZERS



NOISE MEASURING INSTRUMENTS



RF POWER SOURCES

Government

# CoCom list, like subject, is complex

Semiconductors, computers, and laser sections abound with exceptions as list of goods embargoed from East bloc is updated

**Exceptions** everywhere. That's the rule for new 1976 Coordinating Committee (CoCom) lists of electronics embargoed for export to Communist bloc countries. New lists completed by the British Ministry of Trade and being prepared at the U.S. Department of Commerce are far longer than the amended 1972 lists they will replace—an expansion, most industry officials agree, that reflects the bureaucracy's grasp of the growth of Western technology. Each country's list will be approved by the Coordinating Committee, made up of the North Atlantic Treaty Organization member nations and Japan.

Significantly, sections of the new list devoted to semiconductors and computers that ran for several columns in the 1972 list now take up pages. This reflects the greater knowledge and sophistication of the list makers as well as the growing importance of those high-technology products in the total world trade picture.

Semiconductors, computers and their peripherals, lasers, and a variety of instruments are all categories subject to varying degrees of exception from export controls on the new lists. Importing countries covered by the CoCom controls include Albania, Bulgaria, China, Czechoslovakia, East Germany, Hungary, Mongolia, North Korea, North Vietnam, Poland, Romania, and the USSR.

**Limits.** Radiation-hardened, ruggedized, or airborne products of any kind are still controlled, of course, including component assemblies, printed-circuit boards, and microcircuits. However, Britain's new and

expanded list relaxes the former controls on:

- Discrete component assemblies with maximum densities of 246 per cubic inch.
- Passive networks of encapsulated thick-film microcircuits, and bipolar circuits in T0-5 packages for "use as saturated digital logic elements (except Schottky barrier and emitter-coupled-logic types)" with maximum propagation delays of 15 nanoseconds or more.
- Nonreprogrammable p-channel metal-oxide-semiconductor circuits for use in six-function manual calculators or for use as digital shift registers with a 2-megahertz maximum clock rate and no more than 256 bits per package.

■ Bipolar memories in packages with maximums of 16 terminals and 64 bits and typical access times that are not less than 50 seconds.

While the British list also contains a variety of other components and circuits designed for such limited civilian applications as use in automobiles, digital watches, cameras, television receivers, stereo, and medical pacemaker systems, the rules make clear—as they have in the past—that no technology transfers that make possible East bloc production or assembly of any of the products will be permitted.

**Computers.** Relaxation of controls on exports of computers and some production technology other than design has drawn mixed reactions

## Lasers don't escape the list

In addition to relaxing some controls on shipments of some solid-state components and computers to Communist bloc nations, the 1976 CoCom list contains some lasers as well. But the applications controls are limited to those designed for use as intrusion-detection alarms; in medical applications; as simple educational devices; for traffic-control and counting systems; environmental pollution measurement; as spectrometers and densitometers; for paper and textile cutting and bonding, or in diamond-drilling and wire-bonding systems.

Exports of lasers and their components not in specific systems are limited to:

- Argon, krypton, and dye lasers with output wavelengths shorter than 0.8 micron, a pulsed output of 0.5 joule, and an average continuous-wave maximum power of 20 watts.
- Helium-cadmium and nitrogen lasers with characteristics the same as those for argon and krypton except for 120 W maximum cw output power.
- Helium-neon with output wavelengths shorter than 0.8 micron.
- Ruby lasers with wavelength and power outputs shorter than 0.8 micron and 2 joules per pulse, respectively.
- Carbon-dioxide lasers in the 9-to-11-micron wavelength range with output maximums of 2 joules per pulse and cw or average power of 1,200 W.
- Neodymium lasers combined with yttrium aluminum garnet or glass with wavelengths of 1.06 microns, pulsed output of 0.5 joule, and maximum rated output power of 10 W cw or average.





**Most new instrumentation products  
are built around custom integrated circuits.  
Most of them are made by Micro Power Systems.**

Our sole business since 1971 has been helping original equipment manufacturers exploit advanced CMOS and Bipolar LSI technology to improve product performance and reduce production costs. We've helped design and produce numerous proprietary LSI circuits for our customers in the fields of instrumentation, digital timekeeping, communications, and medical electronics.

Applications for this type of LSI in industrial instrumentation products have increased dramatically in the past few years. Custom LSI has produced major technical improvements in the

products themselves and has enabled many companies to achieve dramatic market advantages.

Because of our experience, we now have an unusually extensive capability for development and production of specialized ICs for use in virtually all types of instrumentation equipment, particularly A-to-D and D-to-A converters. If you're considering total integration of any of the following products, we urge you to write or phone us immediately:

- Portable Multimeters • DVMs
- Frequency Counters • LED Decoder/Drivers • Leak Detectors • Ph Meters • Diagnostic Testers • Chemical Monitors
- Gas Analyzers • Portable Tachometers • CB Power Meters

Our knowledge of the custom LSI approach to instrumentation products can help you to evaluate its potential benefits in your own terms. This can lead to your acquisition of a protectable, fully proprietary circuit. If your need is immediate, we invite you to contact Rich Koury, Manager, or ask for Instrumentation Product Marketing at (408) 247-5350.



We sell more than circuits. We sell solutions.

3100 Alfred Street, Santa Clara, California 95050

## Probing the news

from industry officials who have had an early look at the changes. Several corporate sources say privately that changes permitting exports of some hardware classes without prior military approval—a major delay factor in the U.S.—were encouraging, while others believe they do not go far enough. Most were discouraged

by continuation of periodic visitation requirements to a user's installation, even on a relaxed basis. None believes the continuation of user statements guaranteeing end-use for civilian applications only will prove effective because it is too easy to transship or engage in other practices designed to circumvent the regulations.

The new list will permit for the first time exports without prior mili-

tary approval of computers with these maximum performance specifications (in megabits per second): 60 as the sum of the central processor bus rate plus the total effective bit transfer rate (vs 90 for systems requiring military approval); a CPU processing data rate of 13 (vs 32); internal memory of 4.72 (6.3); for peripherals other than magnetic tapes, total effective bit-transfer rates of 1.6 (8); data-channel or peripheral memory effective bit-transfer rates of 1,900 (3,200); peripheral memory performance factors 64,000 (135,000) as measured by dividing the unit's net capacity by 1.5 of the average access time. No system that is on the roster of approved exports may have more than 12 magnetic tape transports.

**Technology.** Exports of production technology (except for design) are still severely restricted, however. Specification maximums for such applications include: CPU data handling rates of 2 megabits/second; CPU numerical processing rates of 100,000 Mb/s; available internal memory of 32,768 bits, and peripherals limited to one magnetic tape with 1,600 bits per inch on each of nine tracks with a read/write speed of 25 inches/second; and serially operated cassette/cartridge tape drives with 800 bits per inch per track, and a 6,000-bit-per-second transfer rate.

Computer parts exports will be carefully monitored, the committee promises, with emphasis on controlling such advanced technology components as microprocessors, arithmetic logic units, fixed or alterable storage devices, and programmed logic arrays.

For computers to be used for civil communications-switching networks, the CoCom list will permit some exports—with prior military approval of hardware—for use in exchanges not larger than 50,000 lines. For such systems, maximum performance specifications include: a 2,400-b/s total transfer rate for remote terminals interconnected to the computer. For the processor itself, data-signaling-rate maximums are 4,800 b/s for a single circuit; 27,500 b/s for all circuits combined, or 19,200 b/s for all circuits with signaling rates over 1,000 bits. □

## Reliable AC line filters

Advanced engineering of inductors combined with the unique ceramic capacitor technology acquired from Allen-Bradley offers the reliability your equipment demands. Spectrum power line filters are designed for:

125/240VAC @ 125°C 0-400 HERTZ

Proven Reliability

Controlled thermal characteristics

Limited AC voltage rise

Volumetric efficiency

Available in C, Pi, L, T

Mil-P-15733

TYPICAL PARTS	I Amps	Volts AC	Insertion Loss —Db		
			150KHz	10MHz	1GHz
54-367-006	15	125	12	53	65
51-353-112	3	125	13	70	70
51-320-023	1	240	24	70	70

For other ratings—see EEM 1-576 to 1-583

AVAILABLE from stocking distributors

HALL-Mark ELECTRONICS 215-355-7300 MOLTRONICS 213-773-6521  
METUCHEN CAPACITOR 201-442-0500 ROSE ELECTRONICS 415-697-0224

ELECTRO 76 Boston Booths 2624/2626

IEEE EMC Symposium Wash. D.C. Booths 31/32



**SPECTRUM CONTROL INC.**  
152 EAST MAIN ST. · FAIRVIEW, PENNSYLVANIA 16415



SPECIALISTS IN ELECTRO-MAGNETIC COMPATABILITY

For a complete EMC solution let us test and analyze your equipment.

# IN 1970, WE SAID WE WERE GOING TO TAKE OVER IN DIGITAL VOLTMETERS.

At the time, it was not an industry-shaking announcement. In fact, there were a few laughs from our competitors.

Technology-for-technology was still king and everybody bought all the digits, resolution, accuracy and features they could squeeze out of their budget.

We listened. We made some predictions.

A change was on the way.

While our competitors were touting bigger and bigger boxes and more and more digits, we were designing the new DVM for a different electronics industry.

A little while later, we introduced the Fluke 8000A digital voltmeter.

In 1972, it seemed awfully small in comparison to our competitor's behemoths. It only had 3½ digits. It looked different.

The industry's reaction caught everyone by surprise.

Except us.

You could say the Fluke 8000A is just now getting its legs and becoming the performer we always intended it to be.

It's had to. Because of our foresightedness, a whole new segment of the DVM market emerged. Suddenly, everyone was building a low-cost DVM.

Others now ask you to compare them to us.

But they're sort of selective about what they ask you to compare.

Problem is that the average DVM lets you down in one performance area or another.

Not the Fluke 8000A.

It's got overload protection for all ranges. Twenty-six ranges of volts, amps and ohms. Common mode rejection of 120 dB with an unbalance resistance of one kilohm. Auto zero. The best accuracy statement of any 3½-digit DVM—0.1% accuracy  $\pm 1$  digit.

It also performs, day after day. We'll guarantee one year of accuracy on all key parameters. Every unit comes with a one-year, no-nonsense warranty. If something does go wrong, we've got over 30 Fluke service centers that'll guarantee quick



*They laughed.*

turnaround on your repairs.

And while those other DVM's have been scurrying to catch the 8000A, we've been improving and adding important, new options. Options that add additional measurement capability to the basic 8000A. There's a low-ohms model with 0.001-ohm resolution. A high current

model for measurement up to 20 amps. A milliamp-second model. An analog meter model for peaking and dipping measurements. A high voltage probe for 1 KV to 40 KV measurements, RF probes for ac measurements to 500 MHz, a clamp-on ac current transformer for 2 to 600 A measurements, rack mount kits, test lead kits, dust covers and carrying cases.

So look at everything. Features. Performance. Reliability. Options. Price.

There's a reason the 8000A is the world leader in DVM sales.

And to all those people out there who are claiming this and that about which DVM you should own, ask them why the 8000A leads in sales at \$299.\*


They won't laugh it off.

For data out today, dial our toll-free hotline, 800-426-0361.

John Fluke Mfg. Co., Inc., P.O. Box 43210, Mountlake Terrace, WA 98043

Fluke (Nederland) B.V.,  
P.O. Box 5053, Zevenheuelenweg 53,  
Tilburg, Netherlands.  
Phone: (013) 673-973 Telex: 52237

*\*Domestic price only.*



**STILL THE LEADER. 8000A DVM. **

For Demonstration circle 85 on reader service card

For Information circle 207 on reader service card

People

# Ferranti's new chief has big partner



Even insiders at Ferranti Ltd., one of Britain's showcase high-technology companies, concede that its products aren't as well known as its name. Producing virtually no consumer goods, the \$200 million company is in many ways a custom-systems house. About 50% of its sales are covered by classified military contracts, and a third of the total is earned outside of Great Britain.

But Ferranti has fallen on hard times. In 1974, the family-owned business ran out of cash, mostly because it could not sell transformers. Unable to get bank loans, it turned to the government, which came up with \$30 million for half the voting shares and 62.5% of the equity.

The task of turning the company around has fallen to its new managing director, Derek Alun-Jones. To do it, he can call on an impressive range of electronics technology. For the military, this arsenal includes weapons-aiming systems, digital-data transmission, and missile guidance. In avionics, there are a laser ranger and target seeker, inertial-navigation, aircraft-stabilization, and air-traffic-control systems. For industry, the list includes real-time process control, automated drafting gear, and lasers. And its Electronic Components division is building a family of large-scale-integrated products with collector-diffusion-isolation technology.

In one of his first interviews since taking over in December, Alun-Jones discussed Ferranti's problems with *Electronics*. Here are excerpts.

*Q. How is the partnership with the government working so far?*

A. Very well, I think, in that, so far, they've stuck to their part of the

bargain. The liaison with them has been very friendly and reasonably informed.

*Q. Has the government aid been enough?*

A. Yes, certainly. Our plans for this year, which commenced April 1, are covered by our own resources. As far as we can see, we're all right for cash for this financial year.

*Q. What about next year?*

A. We shall end the year with some balance. We will use this year to plan on a longer-term basis.

*Q. You recently stated that Ferranti had invested some 20 million pounds in areas that were losing money or were barely profitable. What are those areas?*

A. Transformers, electronic components, and meters.

*Q. Electronic components across the board or in certain areas?*

A. I mean our Electronic Components division. Here, we have an area where the whole market has toughened.

*Q. Do you expect it to turn profitable with the upturn in the world market?*

A. Oh yes, though my chaps have difficulty in telling me when and how much it's going to turn profitable. Certainly, last year, we had a very difficult year in electronics.

*Q. What geographical areas do you see as good markets?*

A. Ferranti's products tend to be sophisticated, so they tend to be used in areas like the U.S., Europe, and the countries that have the money to be sophisticated in defense: the Middle East, Egypt, and other defense-conscious countries.

*Q. Electronics—in the way of avionics, computers, components, and devices—dominates your operations. Will this emphasis on high-technology electronics continue?*

A. Yes, they will get stronger. Those are the things we do best. Despite our problems, in many electronics areas we make a good profit.

*Q. Will you try to change the percentage of defense business as time goes on?*

A. We will try to lower it by raising the activity we do in other fields. We very much value the amount of business we do in the defense area.

*Q. Are you working in microprocessors?*

A. The microprocessing area is of great interest to us. Development work here [on the F100L] is on a defense contract, fortunately. It's also led us into supporting work. We're very pleased with what we've got. In computers, we're concentrating on two areas—military computers for ships and airborne applications and real-time process control with the Argus minicomputer range. We will stay with that, as we've never been in the business of making Argus computers and flogging them in large numbers. We've concentrated on the systems ability surrounding them, hoping to be in a position to put together the right systems package for the right customer. □

# WHY IS EVERYONE FASTIDIOUSLY ACCURATE ON THE BENCH AND SO-SO ACCURATE IN THE FIELD?

Accuracy is needed in the field, also. Does that come as a startling discovery? Probably not. Most test and measurement people want good accuracy in the field. But there just isn't much to carry out there.

Fortunately, Fluke had the foresight to build the 8800A digital multimeter.

No longer is it necessary to leave accuracy behind when you go into the field.

You can get basic DC accuracy of 0.005% anywhere.

Everywhere. In a clean room. Out doing applications work. Whether you're in communications or plastics. You don't leave accuracy behind on the bench.

And because accuracy in the field is something you shouldn't have to pay extra for, our price is what you'd expect to pay for lab accuracy, alone.

Actually, it's a little less: \$985\*.

O.K. But you need a lot more than accuracy. What else does this 5½-digit DMM give you for \$985?

Great AC measurement performance. The 8800A measures 2 mV to 1200 volts in four ranges. Some 5½-digit DMM's are limited to 700 volts maximum, still others to 500 volts. For DC voltages, the 8800A measures  $\pm 1 \mu\text{V}$  to  $\pm 1200$  volts in five ranges.

There are true 4-wire resistance measurements on all ranges, for low value resistance readings without lead resistance error. Measures 1 milliohm to 20 megohms in six ranges.

Accuracy and resolution to Fluke standards. For 90 days over a temperature range of 18°C to 28°C there's 1 microvolt of DC resolution with 0.1% accuracy. AC resolution is 10 microvolts with 0.01% accuracy. You get the accuracy you paid for under a wide variety of environments. And resistance resolution is 1 milliohm with 0.01% accuracy.

That's not all. The 8800A has a high DC input impedance of 1000 megohms through the 20-volt range. Offset current is less than 15 pA on all ranges. The best overload protection



*"Some DMM manufacturers have funny ideas about test and measurement in the field."*

in the industry. 10,000 hours MTBF, calculated and demonstrated (absolutely unique among DMM manufacturers). An unusually low 8 watts of power consumption. And a maximum open circuit ohms voltage of 3.3 volts, instead of the commonly offered 9 to 18 volt range that isn't good enough for measuring IC's.

Common mode rejection is better than 120 dB DC to 60 Hz. Normal mode rejection is better than 60 dB at 50 and 60 Hz.

And, remember, all this goes with you into the field. With accessories. High frequency probes. High voltage probe.

It makes sense, doesn't it?

Just because you're going into the field doesn't mean you want to rough it in test and measurement.

So, everything you can get at the bench, in a 5½-digit DMM, we're going to give you in the field. Convenience. Features. Accuracy. And that's why we lead the field.

In the field. And at the bench.

For data out today, dial our toll-free hotline, 800-426-0361.


John Fluke Mfg. Co., Inc., P.O. Box 43210, Mountlake Terrace, WA 98043

Fluke (Nederland) B. V., P.O. Box 5053, Tilburg, The Netherlands.

Phone: (013) 673-973 Telex: 52237

\*U.S. price only.



**THE BENCH/FIELD 8800A DMM. **

For Demonstration circle 87 on reader service card

For Information circle 208 on reader service card

Satellites

# Seasat to study weather's source

Collection of sensors never before used together in space will focus on waves, tides, surges, currents of the oceans

by Bernard Cole, San Francisco bureau manager

After seven years of planning, work is under way on the first in a family of Seasat global weather and ocean survey satellites whose economic value to the U.S. alone could approach \$2 billion by the year 2000.

Being built under a just-approved \$25 million contract by Lockheed Missiles and Space Co. in Sunnyvale, Calif., the 4,000-pound Seasat-A will carry an array of advanced microwave, radar, visual, and infrared sensors never before used together in space. Scheduled for launch in 1978, Seasat will serve as the prototype for a global system planned for the mid-1980s.

"As useful as such so-called 'weather satellites' as Nimbus, Tiros, and ITOS have been," says Seasat applications manager William T. Eaton, "the information they pro-

vide—basically, clear weather surface temperatures, cloud structures, and gross atmospheric patterns—just is not enough." Not only is a global system of satellites necessary, he says, but its major focus must be the primary weather-making machine, the oceans. In addition, he says, detailed information must be gathered about wave height, direction, and frequency; about ocean tides, surges and currents, and about liquid and gaseous water content in the upper atmosphere, before truly predictive models of the oceans' dynamics can be developed.


**Sensors.** According to S. W. McCandless Jr. of the National Aeronautics and Space Administration's ocean dynamics program, Seasat-A will be equipped with three types of radar and two different radiometers to make its oceanographic measurements. A key sensor system, he says, will be the so-called side-looking synthetic aperture radar. It will operate in the L band (1.275 gigahertz) and will provide all-weather imagery of ocean waves, ice fields, icebergs, ice leads, and coastal conditions and dynamics to a resolution of 25 meters over a 100-kilometer swath. Previous satellite systems, Eaton says, if they collected such information at all, did so only on a clear-weather basis. Being built by Ball Brothers Inc. and Westinghouse in Baltimore, Md., the radar's only previous nonmilitary use in space was aboard Apollo 17.

Another new system, McCandless

says, is the 13.9-to-14.6-GHz radar scatterometer, which measures the signal strength of its returned echoes. "As surface winds increase," Eaton says, "so does surface roughness or chop. The scatterometer measures the signal strength of its returned echoes, and since this increases with the increase in wind-drive waves, this can be directly converted into wind speed and direction." The scatterometer, used previously aboard Skylab, is being built by General Electric Co.'s Valley Forge Space Center and Aerojet General of Azusa, Calif., and will measure wind speeds from 3 to 25 meters per second within 2 m/s and direction within 20°.

Complementing it, says Solvason, is another relatively untried sensor, the compressed pulse radar altimeter, previously used on Skylab and GEOS-C. Being built by the Applied Physics Laboratory at Johns Hopkins University, it will serve two functions. "It will monitor average wave height to within 0.5 to 1 meter along a narrow 2-to-12-kilometer swath by measuring the broadening of the returned echo caused by increased roughness," Eaton says, "as well as measuring to a 10-centimeter precision changes in the ocean geoid due to gravity variations, and tides, surges and currents."

**Data processing.** Sensor information received by ground stations will then be transmitted to the U.S. Navy's Fleet Numerical Weather Center at Monterey, Calif., where it will be processed and redistributed to the ocean-using community—civilian and military—as weather maps and advisories with less than eight hours' turnaround time. □



**Sea look,** Engineers at Lockheed Missiles and Space Co. in Sunnyvale, Calif., work on a model of Seasat-A, which is scheduled to be launched in 1978.

# LOGIC BOARD TESTING DOES NOT DEMAND SOFTWARE PROGRAMMERS, AND LOTS OF MONEY.

There is a foolish notion in logic board test circles that says, "Plan on spending all the budget you have, plus a lot more, to get logic board testing results."

What nonsense.

Why, that's as bad as the arguments for testing in the end product. Is there no middle ground? You know, a good testing system for a fair price.

Of course there is. And we built it.

It's our 3000 Series Logic Testers.

The 3020A is a console for high-volume production applications. It comes complete with 128 pins for under \$30,000\*.

The 3010A is a compact version for field service and low-volume production at less than half the price.

O.K. So why no high cost?

Most testers share one major shortcoming: the cost and complexity of programming. As logic boards become larger and more complex, test engineers anxiously reach for more computer power and more software.

It just isn't necessary.

The fact is that tediously developed, bit-by-bit sequences are now past history. Instead, we provide powerful groups of general-purpose sequences with various duty cycles and frequencies. Boards respond to them. Their mathematical qualities honor the constraints of your circuits and the laws of logic.

Specifically, the 3000 Series Testers have seven classes of signals. Over 350 unique bit streams and their complements are available to exercise the most complex boards.


And, where a specific sequence is needed, it is easily added.

The test engineer doesn't program in the conventional sense. He simply develops a test plan which consists of selecting the appropriate stimulus algorithm for each input.

We've pre-programmed the CPU, simplified the peripherals, and eliminated 80% of the programming. That's what keeps the cost down.

The beautiful part is that test confidence ends up higher.

And fault isolation is just as practical as the price. It's hard to imagine



"Prove it."

any other tester making more common sense.

Test program assignments and editing are made on-line by pushbutton. Program debugging is simple. Whenever a pin number is entered, the sequence assignment is displayed. Sequences can be changed simply by depressing the appropriate pushbutton.

Again, there are no assemblers or compilers to fuss with. Highly compre-

hensive programs are completed in hours, not days or weeks.

And once the test program is entered into memory, you can record it easily on a handy little magnetic credit card that looks exactly like those credit cards in your wallet. The programmed card will function interchangeably with the production Model 3020A, or the field service 3010A.

Maybe we've made our point.

You can get a tester that offers four million tests per second, test sequences to 40 million words, and programmable logic levels without subsidizing a computer center and staff of programmers.

We'll prove it to you in dollars and cents.

Write and ask for "The Economics of Logic Board Testing." Everything you need is there to get you into logic board testing. Economically, for a change.

For data out today, dial (415) 965-0350. Fluke Trendar, a subsidiary of John Fluke Mfg. Co., Inc., 500 Clyde Avenue, Mountain View, CA 94043

Fluke (Nederland) B.V., P.O. Box 5053, Tilburg, The Netherlands. Phone: (013) 673-973 Telex: 52237

\*U.S. price only

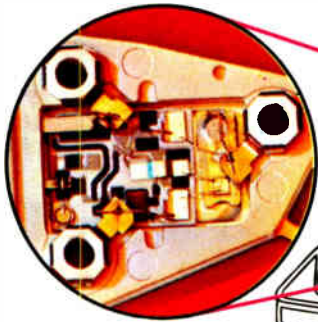


**COMMON SENSE 3010A/3020A TESTERS. **

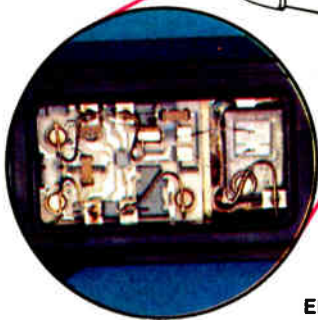
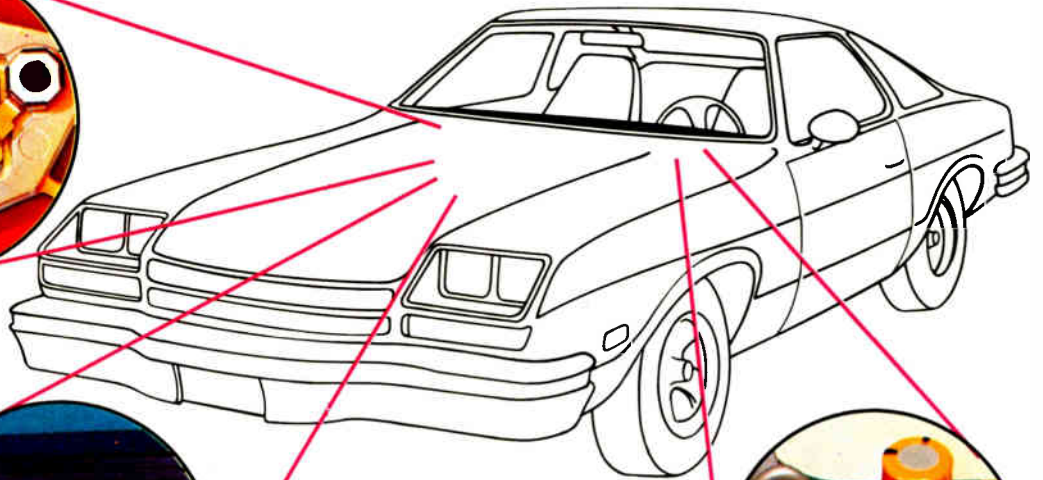
For Demonstration circle 89 on reader service card

For Information circle 209 on reader service card

# BME™ Capacitors- Proven Reliability For Automotive Applications



Voltage Regulators



Electronic Ignition Systems



Radios

**USCC/Centralab, the major supplier of monolithic ceramic capacitors to the largest manufacturers of automotive hybrid electronics.**

The automotive environment can be considered the ultimate proving ground for component reliability. Under-the-hood systems provide a hostile environment where moisture, temperature extremes, shock and vibration are constant. It is a tremendous challenge to supply a component economical enough for an automotive application which can stand up to their rigorous specifications.

And Centralab is there, providing over 3.9 million BME-Chip™ Capacitors which are in 2.25 million domestic cars and light trucks. Over 11 billion unit life hours in ignition systems, voltage regulators and radios, without a single known failure. That's reliability!

Compare your requirements with those of the automotive industry. We're sure you'll choose BME™ Capacitors . . . reliability and availability at a low cost.

Please write on company letterhead for complete technical test reports.



USCC/CENTRALAB Electronics • GLOBE-LINION INC.

4561 Colorado Boulevard • Los Angeles, Ca. 90039 • (213) 240-4880

For Literature only circle 90

For Free sample circle 91



# Distributed processing grows as its hardware and software develop

Large-scale integration and better interconnections of computers benefit both lower-level processing and organized data networks

by Stephen E. Scrupski, *Computers Editor*

□ Distributed processing systems are still evolving, so some confusion may exist as to what they are and what they do. But there is no misunderstanding about their potential. "If you're looking for a wave of the future, you must look towards distributed systems," says C. W. Spangle, president of Honeywell Information Systems. There are several trends that back up his prediction.

As central processing and memory hardware have dropped in cost—in large measure because of advances in large-scale integration—it was natural that computer-system designers would look for ways to take advantage of such trends. Also, minicomputer manufacturers, con-

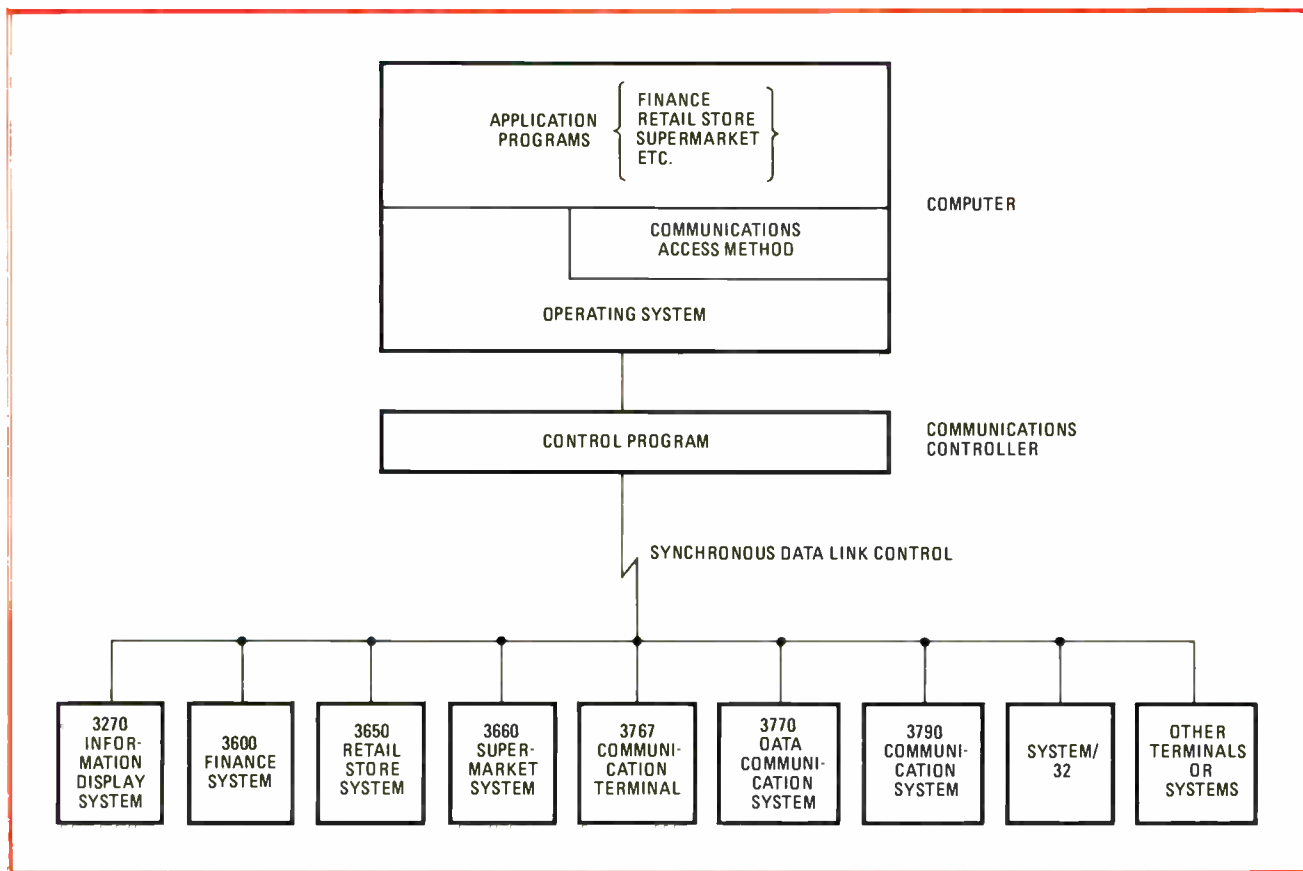
tinually improving their products, are now able to offer more capability for the same price. Technology thus is inexorably pushing the manufacturers up into a market area where they will compete with the mainframe makers.

User management, also, is helping the development of distributed systems by decentralizing operations and allowing individual installations or departments to become more self-sufficient both in records keeping and data processing.

Another trend indicating the growth of distributed processing techniques is the increasing presence of

**1. Business terminal.** The Control Data Cyber 18-10 operates as a small, stand-alone computer and as an intelligent terminal connected to a computer network. The unit also can emulate IBM 2780 and 3780 terminals, allowing it to be connected to those types of systems.





**2. Network architecture.** IBM's new System Network Architecture covers the interconnection of several different types of terminal systems. Communication is through the company's SDLC protocol. A central 370 computer can run applications programs to support the terminals.

many small computers in one organization. How can their aggregate power be made available to all the users? Might users be connected into some network to allow them to multiply the processing power available through their individual minicomputers?

Although hardware has been making big jumps in performance, the necessary software is evolving only slowly. "A number of companies have combined limited local processing with remote-batch and data-inquiry capabilities," Spangle says. "But when you talk about completely distributed systems—systems with processing and information storage resident within the various operating components of an organization and with each application program accessible by programs at other sites—you are talking about things that are still largely experimental."

Thus, the problem with distributed processing, is, first of all, to define it. According to Neil Gorchow, Sperry Univac vice president for product strategy and requirements, distributed processing means whatever you want it to mean. "Are we talking about distributing the functions that the computer system performs into the auxiliary elements, or are we talking about distributing the processing of data back toward the source where the data is generated? The latter is my definition of distributed processing. Where I capture the data, I also begin to process it and then forward the results to some central source."

As Spangle points out, two types of computer net-

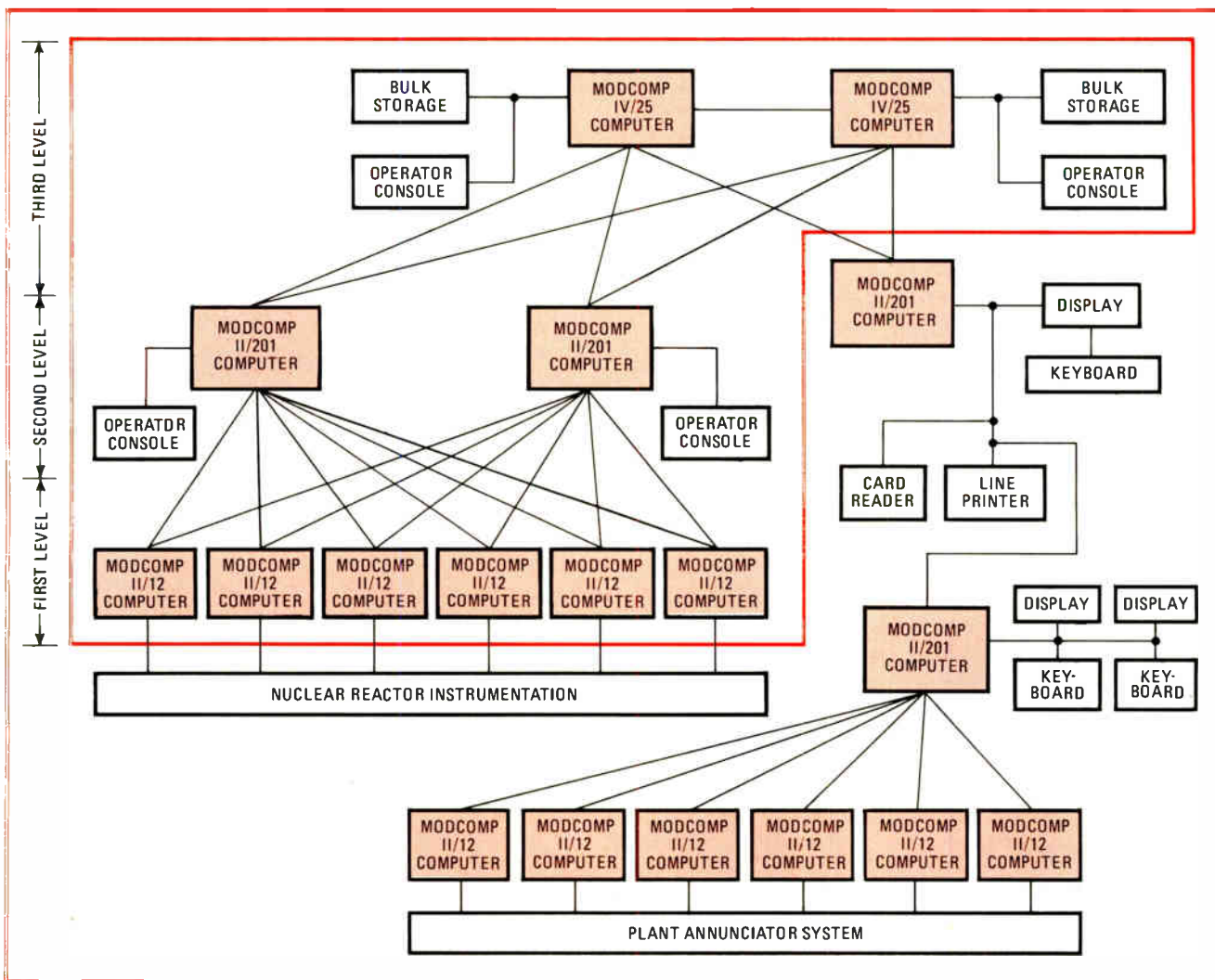
works are laying claims to the name of distributed processing. Remote locations are being equipped with lower-level processing systems that perform the functions needed there, sending only important results back to headquarters. In this category—by far the more prevalent today because of rapidly decreasing processor and memory costs—are the intelligent terminal systems offered by such manufacturers as Datapoint and Sycor. They can be used for order entry and preliminary processing of other transactions.

The other type is one in which network users have full access to all of its scattered resources. The Government's Arpanet [*Electronics*, May 2, 1974, p. 98] is the best example of this type—anyone connected can use the computing power available anywhere else in the network.

### Software is the problem

However, the actual processing hardware does not impose as significant problems as does the software necessary to run the network. Individual computers installed at network nodes generally represent a variety of standard units and have their own operating systems and applications programs. The problem is to overlay some high-level network software that allows any one computer automatic access to the resources elsewhere in the network.

One way to view the intelligent terminals in the first type, in typical hierarchical applications, is as somewhat



**3. Industrial network.** Modular Computer Systems recently installed a network to monitor the operations of an atomic power plant. At the lowest level, Modcomp II/12 computers process data from sensors and pass it along. Modcomp IV/25 computers control the system.

schizophrenic. While they do act as computers when reducing raw input data, they usually become more like terminals when the central computer demands their attention, no matter how intelligent they may be when operating on their own. This ability to operate concurrently is an important factor in judging the operation of a network.

As an example, consider a recently installed system for Globe-Union Inc., a Milwaukee, Wis., manufacturer of batteries and electronic components. The company uses Datapoint dual, floppy-disk, intelligent terminals in its order-entry processes in each of 11 plants throughout the U.S. Previously, operators at local plants used teletypewriters to enter orders to the home office, keying information directly into the network from purchase orders. This involved considerable expense in tracking down errors on the purchase orders and operator errors.

The Diskette 1100 unit comprises a small computer, a video display screen for data entry, and local data storage using floppy disks capable of holding 256,000 characters of information each. The computers are connected through communications links to a Honeywell 6000 computer in the company's headquarters. The re-

mote units in the plants process orders for the many types of batteries made by the company.

Globe-Union's private-label customers send purchase orders to the nearest plant, usually by mail. Operators enter onto the terminals data about the customer, billing address, battery part-number, and quantity ordered. Automatic error-checks signal if an invalid battery number or an erroneous customer number is entered. Once in the system, the purchase-order data triggers a process in the local plant to fulfill the order, while the home-office computer is alerted that the order has been received. When shipment has been made, the home-office computer generates the necessary customer invoice.

Another example is a system recently installed by Data General Corp. for a Canadian distributor of heavy construction equipment, Finnings Tractor Co., Vancouver. Salesman can get on-line responses to questions about the availability and location of particular types of equipment. The system uses a central Eclipse C-300 to store the inventory of equipment—about 250,000 different line items—including locations of available equipment. There are 25 branch offices, each equipped with

Nova 3 minicomputers running cathode-ray-tube displays. They also act as intelligent terminals, storing the local inventories.

### IBM's SNA

Even in IBM's new System Network Architecture (Fig. 2) in which the central 370 computer controls many different types of intelligent terminals as well as a System 32 computer, only the 370 can always act as a computer at all times. Even the S/32 must interrupt its operation to service the 370.

The firm introduced the new system to establish a standard way of connecting all its different terminal models to a central computer. It doubtless also moved in order to counteract increasing competition from minicomputer manufacturers and intelligent-terminal producers, who have been making their products compatible with the 370 computer. Other mainframe manufacturers also are developing their own network architectures for their products.

The IBM system is, first of all, a definition of a network structure, not a product. It defines the functions that various parts of the network will do and how programs will be loaded from the central processor into the remote distributed-network elements. It also defines how the distributed elements will get access to the central processor and extract the data they need to do their jobs.

It also creates a standard that will help combine previously diverse networks. Large users, for example, often have various terminals connected into different special-purpose networks. They must live with the inefficiencies rising from the inability of one network to talk with another. Each terminal must be totally dedicated to its own network—but with System Network Architecture, one terminal can service any network.

The system divides network functions into discrete types and defines protocols and formats for communication between parts of the network. Products developed by IBM for use in the networks embody combinations of hardware and programing whose designs are based on the architecture.

The company also has developed a concept, called the Distributed Intelligence System, for interconnecting System 7 computers to a central 370 in industrial applications. The individual S/7 computers can gain access to the data files and the peripherals available at the central 370 site. Different S/7 computers can pass data from one to the other, and programs can be loaded and executed from one computer to another. The programmer can use high-level language such as Fortran or PL/1 on the central computer and the system without regard to characteristics of individual computers.

### The mini makers

Minicomputer manufacturers view distributed processing as a major opportunity to compete with the mainframe manufacturers. Of course, in order to compete with large computers, anyone making small computers must convince customers to break up their processing requirements into smaller blocks that could be satisfied by smaller computers. And the manufacturers

must develop the necessary software that will support the networks.

Both Digital Equipment Corp. and Modular Computer Systems, for example, have developed network software concepts that allow them to tie their minicomputers together. DEC's Decnet allows interconnection of all its computer types, and Modcomp's Maxnet similarly covers interconnection of the full range of its computers, albeit one that spans a somewhat narrower range in performance.

Announced about a year ago, Decnet is installed in networks with as few as two machines and as many as 12, according to DEC's Nathan Teichholtz, software product manager, networks and communications, while some future installations may involve about 40 computers. "In general, Decnet is quite different from the typical kinds of networks that most people are familiar with because it really is a computer network," he says. "It's a way of interconnecting many independent computers to solve system problems, as opposed to trying to do it all on one machine or hooking lots of terminals to a single computer—which is the typical kind of network that people have talked about."

The problems in such a network involve compatibility between software of heterogeneous types of machines, Teichholtz says. "We think that one of the strengths of Decnet is that it covers many different series of heterogeneous hardware and software architectures. The goal is to be able to interconnect them quite freely."

Maxnet is a software operating system residing in each computer in the network that handles all communications between computers. The host computer, generally more powerful than the satellite, has, say, floating-point hardware, more memory, and more peripherals. Thus the host usually does the report-generation and file-management tasks, while satellites perform local data acquisition and process control and do some processing of data before sending it to the host.

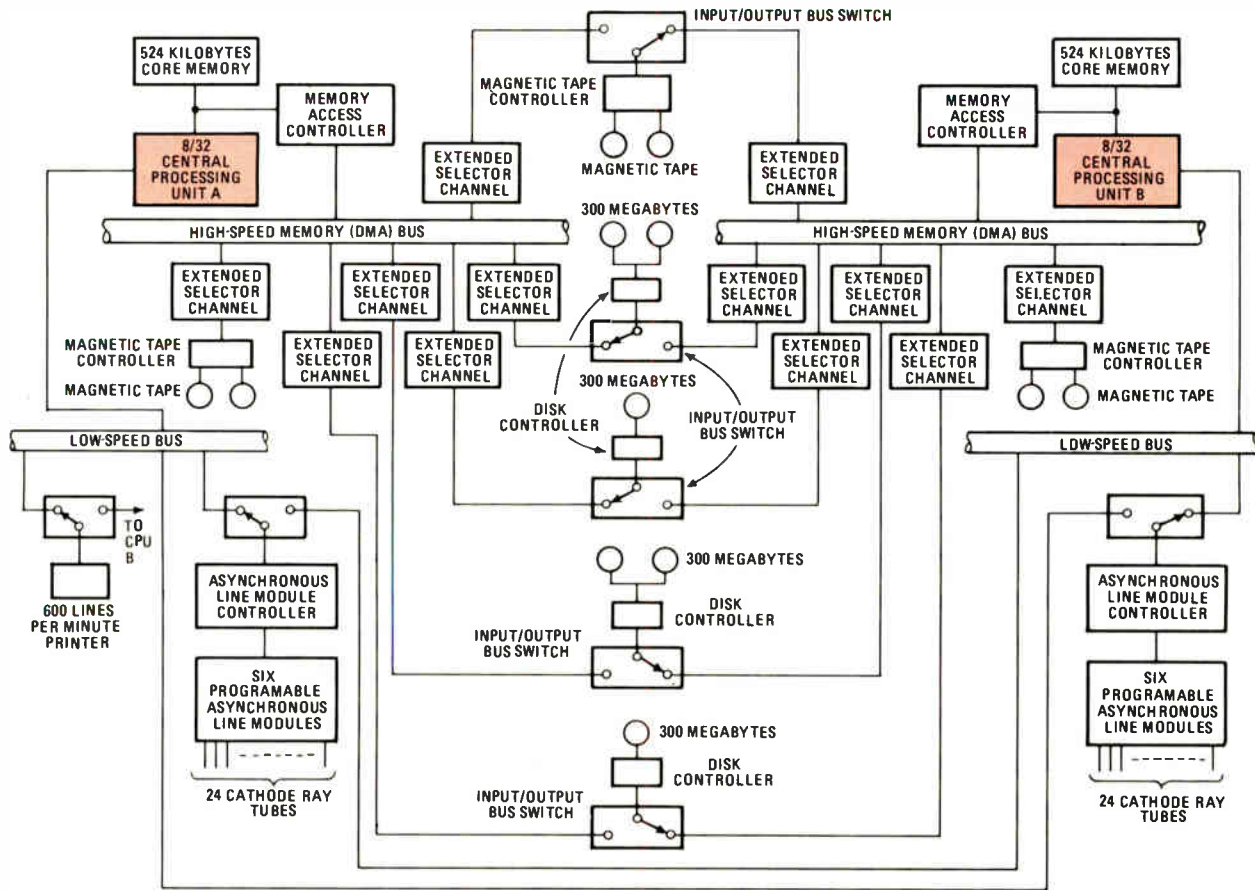
Users can direct the network operation with programs written in Fortran. From the host computer, they can do compilation, assembly, and debugging of programs for all the computers in the network. A host computer can load a program into the memory of a satellite via the direct-memory-access channel while the satellite is performing its own tasks. Maxnet also enables each computer in the network to control tasks in others and to use local or remote peripherals.

One example of a Maxnet installation is in an atomic-power generation plant (Fig. 3). Modcomp II/12 computers are placed close to the points of data generation and perform detailed control jobs while larger Modcomp II/201 computers are working to monitor these lower-level computers.

Such transfer of software and remote access to peripherals is one of the hallmarks of true distributed systems. Hewlett-Packard's disk-based 9700 distributed system central computer, for example, can support a network of lower-cost satellite computers and can also communicate with a central 370 computer and with other 9700s.

With a variety of software running on the satellites,

## First steps in decentralized processing



Although not a distributed processing system according to the definitions in the accompanying article, the approach taken by Citibank, New York, to decentralize its processing of stock transactions serves as a good example of the trend. The company had used an IBM 370/158 computer running almost full-time to handle the transactions. With a new system based on the Interdata 8/32 computers, this computing power has been distributed across five smaller systems of the type shown above.

Information on transactions is entered via the cathode-ray tube terminals. The processors check and update the stored records, making sure that the seller actually does

own the shares, that his account is reduced by the amount of the sale, and that the buyer's account is credited. The transactions also are checked to make sure that stolen securities are not involved. Some transactions from outside accounts also are entered via magnetic tape.

Note that the system operates essentially in a stand-alone mode with a minimum of interprocessor communication. Information can be swapped between processors via the magnetic-tape units, but such cases would be unusual. With more communications capability between the processors, this system could be classified as true distributed processing.

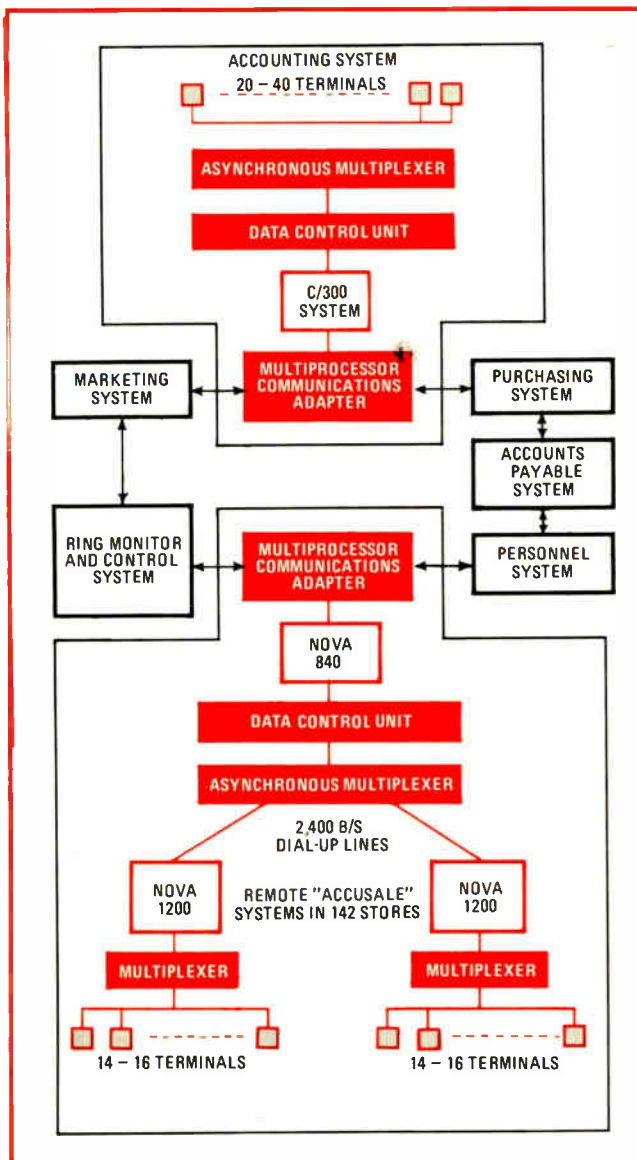
the 9700 can perform such functions as remote-file access, program-to-program communication, and down-link loading of programs. It also allows program-development from low-cost satellites using the facilities of the disk-based central computer. And, with a map of the satellite features in central storage, a program can be written for all satellites and automatically matched to the facilities available at each. Peripherals also can be shared, so a satellite can send data directly to a central line printer, for example.

A ring-structure system is being installed by Data General at Lowe's Companies Inc., North Wilkesboro, N.C., a retail hardware chain. When completed, a series of Eclipse C-300s will be connected in the ring, and

each will control many terminals (Fig. 4). Information can be passed between the different data bases serving each major department—accounts payable, personnel, marketing, accounting, and purchasing.

### Microprocessors and protocols

The heavy emphasis on software does not mean that hardware developments have come to a standstill. Large-scale integration, which is at the heart of the development of cheaper computing power, is also being applied to microprogrammable processors that will allow more universal interconnections of various computers. These permit conversion of communications line protocols and emulation of other processors built into termi-



**4. Retail ring.** Data General is installing a ring-structure network to process transactions for a retail chain. Each system in the network is identical to the accounting system shown in detail. The structure allows each system access to records of any other department.

nals that already are compatible with the network.

Digital Equipment Corp., for example, uses a communications protocol called DDCMP (Digital Data Communications Message Protocol), which incorporates error detection and allows retransmission when errors occur. In present systems, the central processor, under program control, assembles messages to fit the protocol. But with the DMC-11, a new high-speed microprocessor with a programmable read-only control memory and a small random-access memory for information needed to process messages, will perform this function, thereby relieving the PDP-11 program of these details.

The microprocessor uses medium-scale integrated components and has a 300-nanosecond cycle time with 8-bit data paths and 16-bit microinstructions. "There were not any high-speed commercial microprocessors available when we started the design," says Anthony G.

Lauck, communications hardware product manager for DEC.

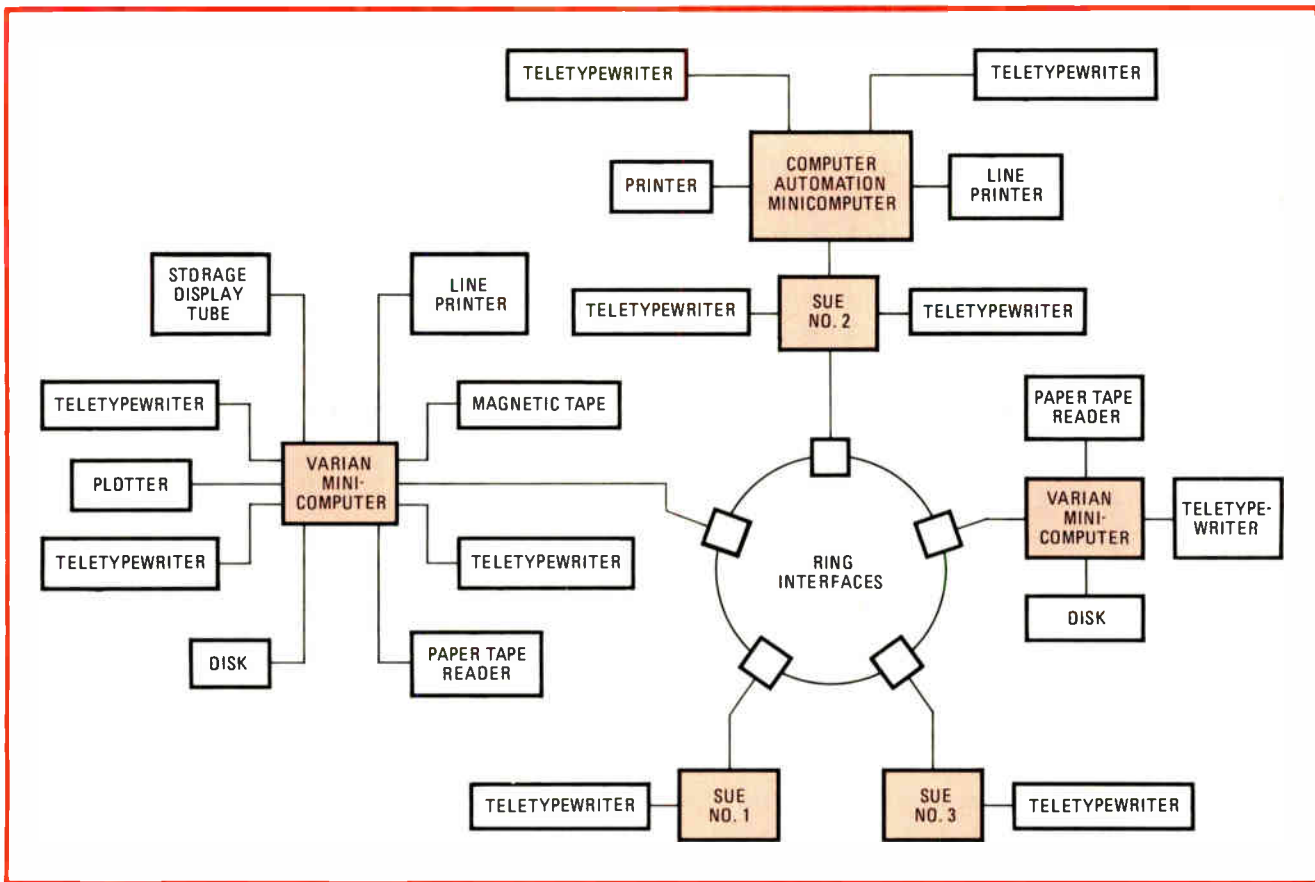
"There were some bit-slice parts available, but by the time we got through, we would have used as much space and spent as much money as in the MSI design that we came up with. We see the DMC-11 improving the performance of Decnet substantially, giving us the ability to run up to 1 megabit per second over local coaxial cable." The previous maximum speed, he notes, was about 50 kilobaud.

While DEC developed its own protocol, some mini-computer companies are following IBM's lead. Late last year, General Automation announced a hardware and software package for its computer-network architecture based on IBM's synchronous-data-link-control (SDLC) protocol. It is building hardware to interface its SPC-16 and its successors, the Solution Series—GA-16/110, /220, /330, and /440—to a computer network. The controllers, multiplexers, and associated software allow assembly of many different networks, covering remote microcomputer-based terminal controllers, satellite minicomputers or remote data concentrators, redundant multiprocessor modules tying together several minicomputers at the central computer level, clusters of multiprocessor modules for distributed data-base management, and multiple clusters for full data communications networks. All communicate through the SDLC protocol. And, when a new function must be added to a system, users need not rewrite the central-computer operating system. Rather they could simply add a new dedicated processor by plugging it into the network.

Distributed processing also will have an impact on organizations with many different minicomputers already in place. For example, at the University of Arizona in Tucson, many research laboratories have their own minicomputers. According to David Clark, director of the university's computer center, the goal is to interconnect these computers to his center to allow the laboratories to expand their processing capabilities.

"We're barely sticking our toe in the water at this point," Clark says, "but we are going to be heavily involved in distributed processing." He says the network will be based on the Decnet protocol. "We have a DEC System 10 computer—probably one of the largest installations of that kind in existence—and we have a CDC 6400 in the same room. These two are linked together, and next we're going to form a triangular link, hooking in a PDP-11/40 to serve as a communications interface for both of them."

Clark says there are between 60 and 80 minicomputers of all varieties on campus. "Our view is that the demand for computing services cannot be met by just an exponential growth in giant machines. And we also intend to connect in the Arizona State University in Tempe, which has a Sperry Univac 1110 machine, via a Decnet-like protocol and also the Northern Arizona University in Flagstaff, which has an XDS Sigma 6 that will be linked into the system, not long after that. Any terminal that could get into our center could then get into one of the other centers. This concept supports task-to-task communications, so a task running on any



5. **Distributed computing system.** Ring network at the University of California, Irvine, interconnects minicomputers for full access to one another. Messages are passed between computers—Lockheed Sue, Varian 620, or Computer Automation LSI-2 units.

computer could establish communication with a task running on any other computer.

“For example, in one lab, a researcher is doing cancer-cell research using a microscope with a digitizer to digitize the light patterns for a PDP-11/45. He has programs that process those digitized representations of the cancer cells and do pattern recognition in order to automate the process of cancer detection.

“He feels there are not enough doctors in the world to analyze all the slides that could be taken. He has very large statistical programs, and as his experiments proceed, he has to trek back and forth to the computer center bringing his data and running it on the CDC 6400 to guide him in what to do next. He’s probably our next candidate for linking in, because if we can get his PDP-11 talking to the computer center it can speed up his work, giving instant access to the large machine from his machine while doing his pattern recognition.”

Such systems, with already-installed computers that will be interconnected, offer the challenge of developing network software that makes use of software facilities at each computer. However, if system software is designed from the ground up with operating systems specifically for each node, then the system may have more flexibility. This is what David Farber did with the distributed computer system in place at the University of California at Irvine.

The system is a collection of minicomputers (Fig. 5) connected to a digital communications ring, which

serves as a unidirectional information path operating at 2.3 megabits/second. Control of the ring is distributed among interfaces, which connect the computers to the ring. The structure allows incremental growth of the system, since new computers can be added simply by adding another interface unit.

Messages from one computer to another are addressed to a program or task that is resident on a computer connected to the ring. The messages are addressed by name, and there’s no need to know where in the system they reside. As the message arrives, each interface compares the program name with a list of all those that are active in the attached computer. If there is a match, the interface copies the message into memory.

Whether or not the addressed process is present, the interface allows the message to travel on around the ring, until it arrives back at the interface for the originating processor. There it is removed from the ring.

Each processor on the ring has a resident software system called the nucleus, which provides facilities for the scheduling of processes and the transmission and reception of messages. Other system functions, such as resource allocation, device input/output, and file-system services, are provided by processes executed in the overall system. Because the nucleus is the only software absolutely bound to a particular processor, all other system services may be executed by any machine in the ring and can be accessed from any user via the message system. □

Are you using your \$20,000 mainframe set-up wisely? If you're using it to sweep anywhere in the 1 MHz to 1.4 GHz range, then you know it's only doing a fraction of the job you bought it for.

But think about this: if you used a Wavetek Model 2001 Sweep/Signal Generator instead of a plug-in to work below S-Band, your mainframe would be free for other high frequency testing at the same time.

Besides its range of 1 MHz to 1.4 GHz,

the Model 2001 has an output of 10mW that's flat to within 0.5dB. This solid-state designed unit features excellent linearity and low spurious content. Plus, the 2001 is programmable—with remote control of center frequency, bandwidth and output level over the 20dB range of its PIN diode attenuator. Not to mention its start/stop mode of operation, (in addition to  $f$ ), or its flexible birdy by-pass marker system.



Now let's get down to prices. An equivalent low-frequency sweep plug-in will run you at least \$2,200. And it'll tie up your mainframe while you're using it.

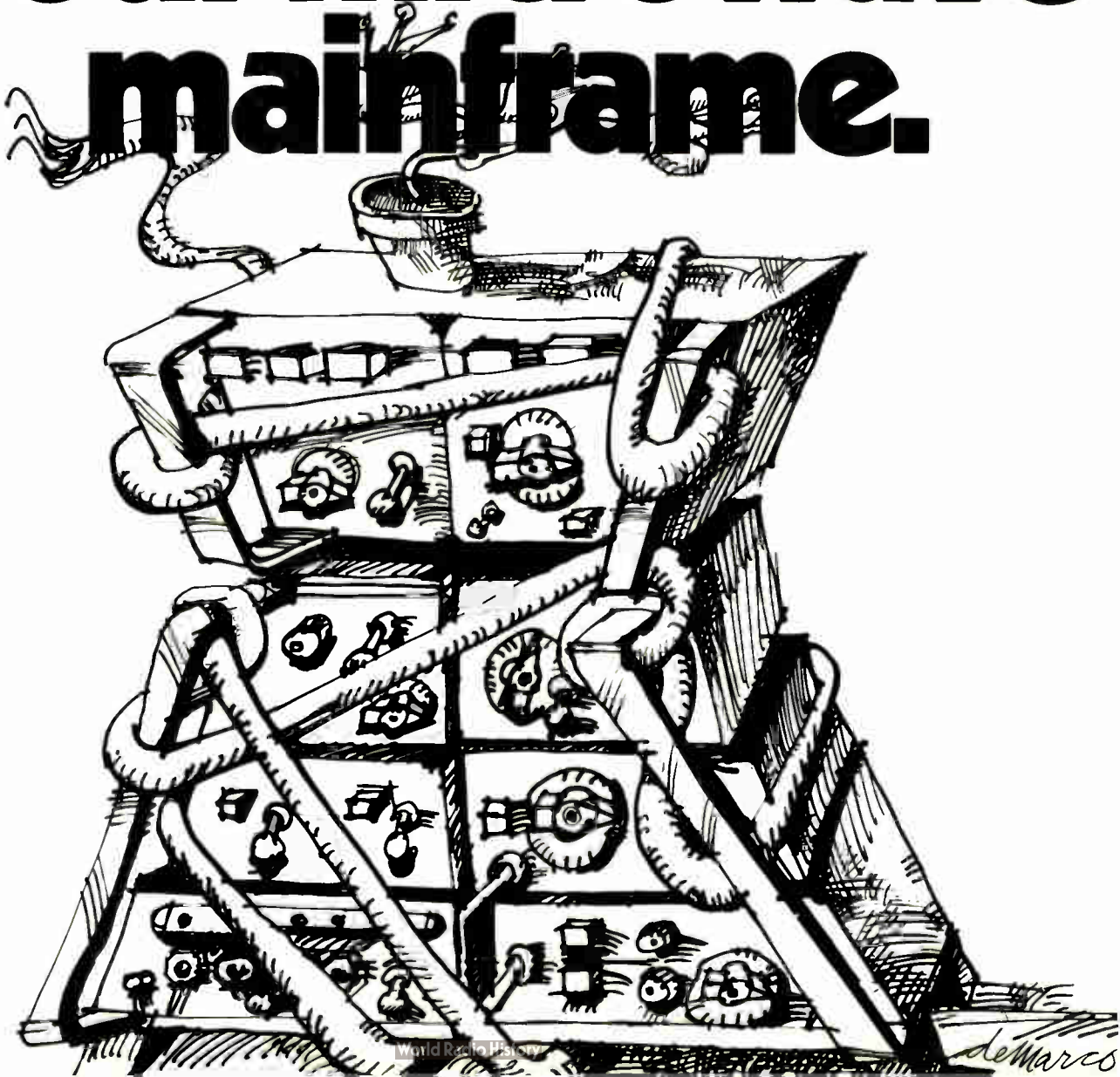
On the other hand, you can get a Model 2001 for just \$1,850.\* And untie your mainframe at the same time. It's like having your cake and eating it, too. WAVETEK Indiana, Inc. P.O. Box 190, Beech Grove, Indiana 46107 Phone (317) 783-3221 TWX 810-341-3226

\*US domestic price only

**WAVETEK®**

Circle 98 on reader service card

# Don't tie up your microwave mainframe.





# 16-bit processor performs like minicomputer

Fast device features memory-to-memory architecture plus large system capability

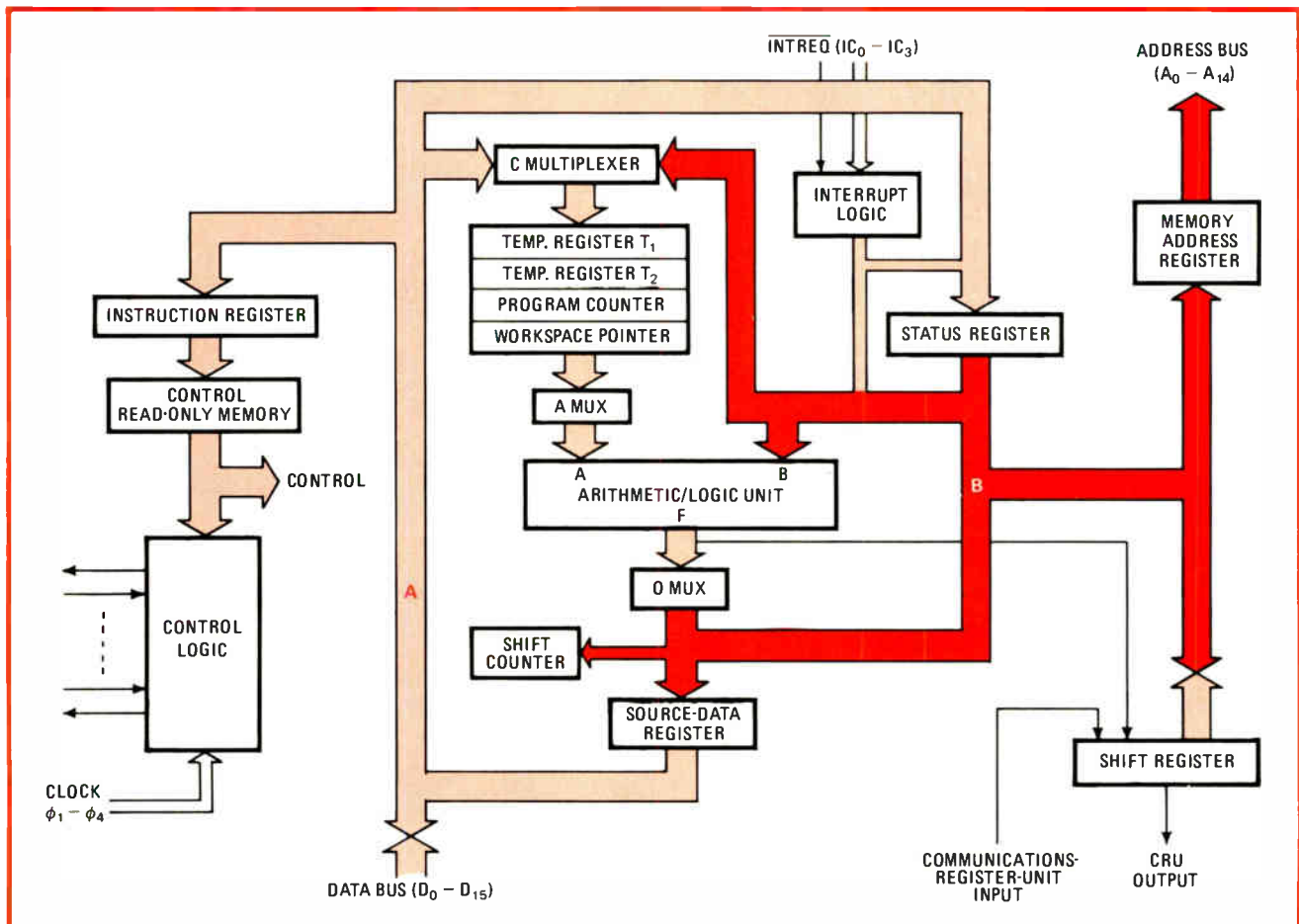
by Alan Lofthus and Deene Ogden,  
Texas Instruments Inc., Dallas

□ While most 8-bit microprocessors can be used for peripheral controllers and small-to-medium data handling systems, their processing and data-acquisition capabilities often face the system designer with unsatisfactory alternatives. For larger configurations, which accommodate big blocks of memory or handle fast, high-precision data, the designer has to push the 8-bit system beyond its most comfortable performance level or else turn to full-blown general-purpose minicomputers that could well represent an expensive overkill.

The new TMS 9900 microprocessor changes all that by offering data-processing performance and 16-bit precision of a minicomputer at a microprocessor-system cost. It can be used even in highly dedicated cost-sensitive applications. In addition, the 9900 allows the user a natural upward growth, since it is a member of a software-compatible family of computers that includes the microprocessor itself, the 990/4 microcomputer, and the 990/10 minicomputer.

Of the single-chip, 16-bit processors available, only the 9900 offers 3-megahertz cycle times and the minicomputer-type architecture that makes the central processing unit extremely efficient. Its 16-bit words can reach large blocks of external memory two bytes at a time and can easily accommodate the needed 8-, 12-, 14-, and 16-bit converter resolutions.

Unlike the 16-bit chips built with the p-channel,



1. **Big chip.** An LSI version of a minicomputer CPU, the 9900 handles addresses on the 15-bit address bus (labeled B) and data on the 16-bit data bus (labeled A). Interrupts are handled on the interrupt request line and four code lines; I/Os by the communications register unit.

metal-oxide-semiconductor method, the new device uses n-channel silicon-gate technology. This accounts for its high speed and results in transistor-transistor-logic input and output levels that work directly with standard memory and I/O packages. No special memories or chips for system interfacing are needed.

### Many features

The chip has full 16-bit capability on both address and data buses. Since both are full-capability parallel buses, access to 16-bit words is in one fast cycle.

There are no general-purpose memory registers in the central processing unit. All data goes directly from memory to the chip's arithmetic/logic unit or to special-purpose registers for interrupts, data status, etc. and then back to memory again. Forgoing on-chip, general-purpose registers gives extremely efficient data transfer and makes room for sixteen 16-bit general purpose registers in memory that greatly add to the CPU's capability and flexibility. Since all data processing resides in external RAMs, register capacity is not limited by the processor's on-chip register data. And putting all data in memory saves time during interrupts or subroutines since no CPU register data must be saved.

The interrupt capability has 17 vectored interrupts: two predetermined and 15 determined by the system designer in software. The device is almost as flexible as a minicomputer for general-purpose data-processing jobs.

Separate, nonmultiplexed data-, address-, and I/O-bus structures mean that no external multiplexers are needed to distinguish bus use. Moreover, the chip is fully compatible with all data inputs, outputs, and controls operable from standard TTL signals. Thus, it can operate with all standard RAMs, read-only memories; I/Os, and peripheral TTL circuits. Its 16-bit competitors need special peripherals.

Many of the set of 69, 16-bit instructions are two-operand instructions containing source- and destination-operand address information in one line of code. An example of the savings here is that the STORE and LOAD commands of other machines become simply MOVE in the 9900. The instructions are further enhanced by the

seven addressing modes available for use on random-memory data, or formatted memory data such as character strings or tables.

In short, the 9900 is particularly well suited for interrupt-driven, real-time applications with large memory requirements where fast processing is required. Its 3-MHz instruction cycle, together with its powerful instruction set, gives the designer a true third-generation microprocessor for today's designs, especially in high-speed data-handling and process control applications.

### The 9900's architecture

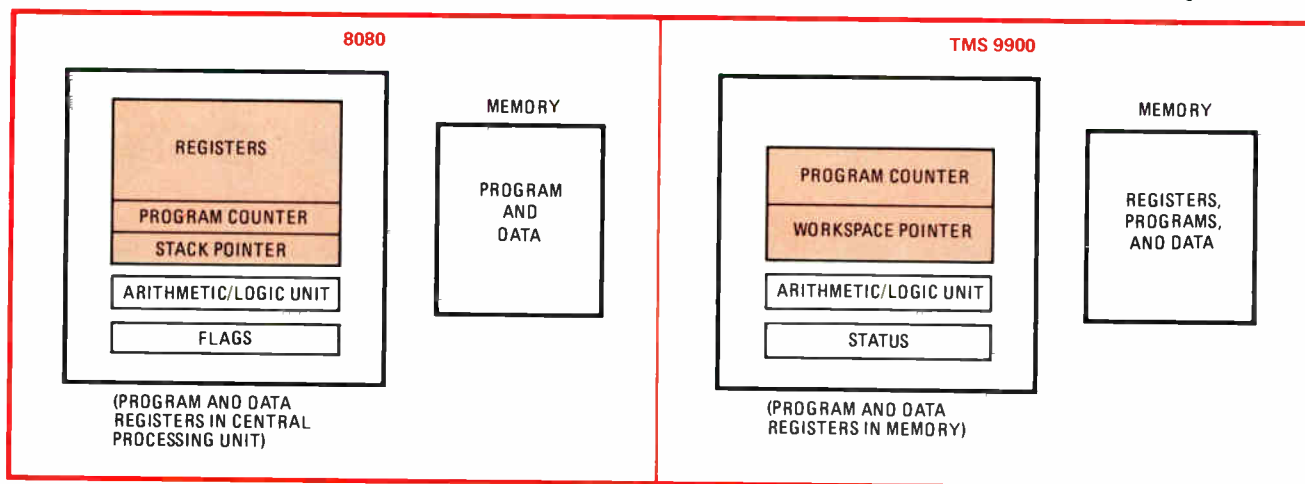
The configuration of the chip (Fig. 1) is basically a large-scale integration of a minicomputer CPU. The memory addresses (upper right) are applied to the 15-bit address bus B by the memory address register, while the 16-bit data bus A (left) serves as the memory data input and output. The interrupt interface consists of an interrupt request line, INTREQ, and four interrupt code lines, IC<sub>0</sub> to IC<sub>3</sub>.

The input/output interface is usually accomplished through serial I/O ports designated as the communications register unit, or CRU, (lower right), which ties all I/O circuits implemented in this manner to a general-purpose on-chip shift register for control by the chip. The remaining miscellaneous control clocks and power signals (lower left) complete the functional elements.

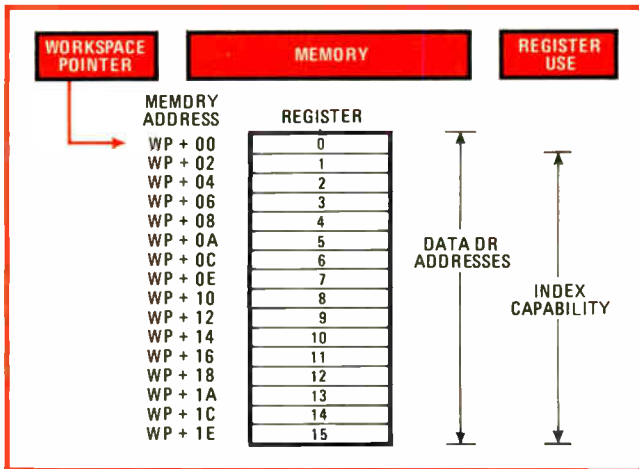
The heart of the 9900 is the arithmetic/logic unit. During any machine cycle, it can receive one of two input signals on one of the two independent buses. The input on data bus A comes from the four-tiered, 4-by-16-bit register file with a program counter keeping track of the instruction sequence, a workspace pointer keeping track of external memory spaces, and two temporary registers, T<sub>1</sub> and T<sub>2</sub>, used for short-time storage during instruction execution.

The second input to the ALU is the B bus, which can be driven by such various working registers as the source-data register, shift register, and status register. The bus also goes to the register file through multiplexers A and C, which jump the instruction in progress during interrupt operation.

The ALU output F, through the D multiplexer, also



**2. Makes the difference.** While the 8-bit 8080 microprocessor reaches external memory with a conventional, stack architecture, the 9900 uses external memory for program and data spaces, as well as general-purpose registers organized as a 16-by-16 register file.



**3. Pointers.** The workspace pointer automatically generates memory addresses. Here it points to the first workspace register. The CPU reaches any register within the active register field by doubling the register number and adding it to the pointer.

drives the B bus and, for example, can feed either the shift counter, used with the shift register during shift, multiply, divide, and CPU instructions, or the source-data register, which is used to drive the data bus output lines, D<sub>0</sub> through D<sub>15</sub>.

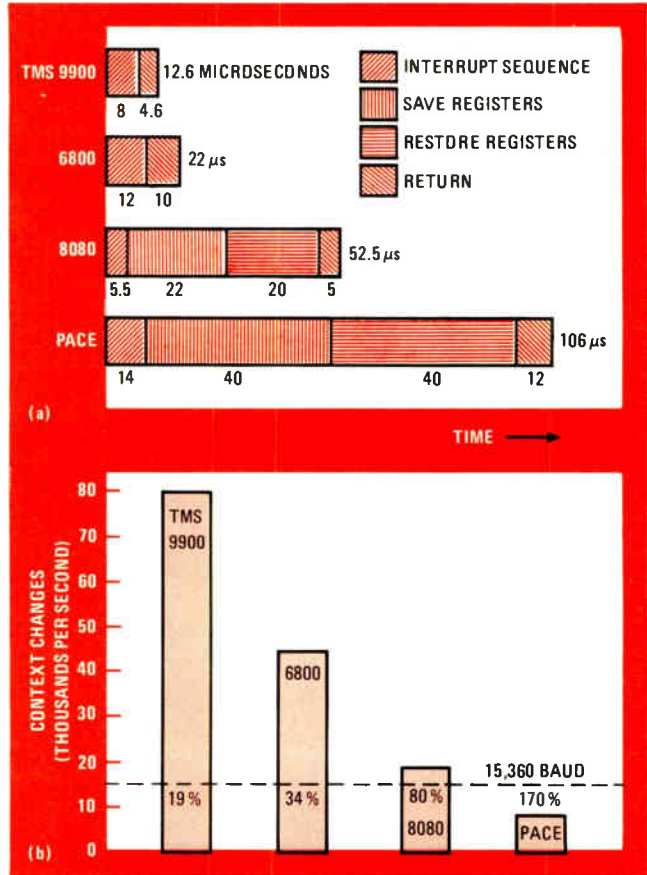
### How it works

An instruction execution consists of four sequences that occur in the control ROM of the chip. The first sequence is the instruction-acquisition phase, in which the value of the program counter in the register file is passed through the ALU, the D multiplexer, and into the memory address register. During a memory-read cycle, the instruction moves from the data bus to the instruction register, which then initiates the remaining three sequences: source-operand derivation, destination-operand derivation, and execution.

The two derivations are control-ROM sequences that acquire instruction operands based on the type of instruction and the addressing mode. The operand addresses are generated from the values in the workspace pointer, along with the contents of the incoming instruction, while the source data, destination data, and destination address are stored in the source-data registers, T<sub>1</sub> and T<sub>2</sub>. The instruction is executed using the source and destination data, and the result is stored in the external memory location specified by the destination address.

During execution, the LOAD and INTREQ inputs are checked to determine if an interrupt is pending. If INTREQ is active, then a 4-bit code is generated on the interrupt code lines and compared to the appropriate status-register data to determine whether the interrupt has sufficient priority to be accepted. If it is accepted, a vector address, generated in the ALU by the interrupt logic, goes to the memory-address register to initiate the interrupt sequence. If no enabled interrupts are active, the program counter is incremented by two to point to the next instruction, and the instruction acquisition sequence is initiated again.

How the 9900 machine architecture compares with the popular 8080 8-bit microprocessor is shown in Fig.



**4. Low overhead.** The 9900 keeps the interrupt overhead low (a) compared to other designs. Even for applications requiring a very high level of interrupt capability—above the line in (b)—the 9900 has over 80% of its processing time left over for useful routines.

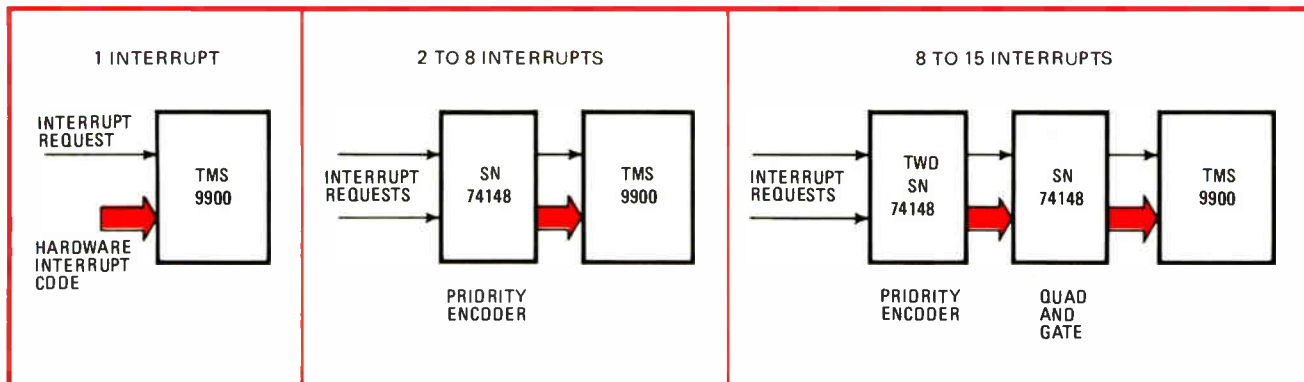
2. The 8080 employs a conventional stack architecture with a register file, program counter, stack pointer, ALU, and flag register. The program and data spaces reside in external memory. The 9900's CPU consists of the program counter, workspace pointer (or register pointer), ALU, and status register, which is similar to the 8080 flag register. The new device's external memory provides program and data spaces and general-purpose data registers organized as a 16-by-16 register file.

### Big jobs

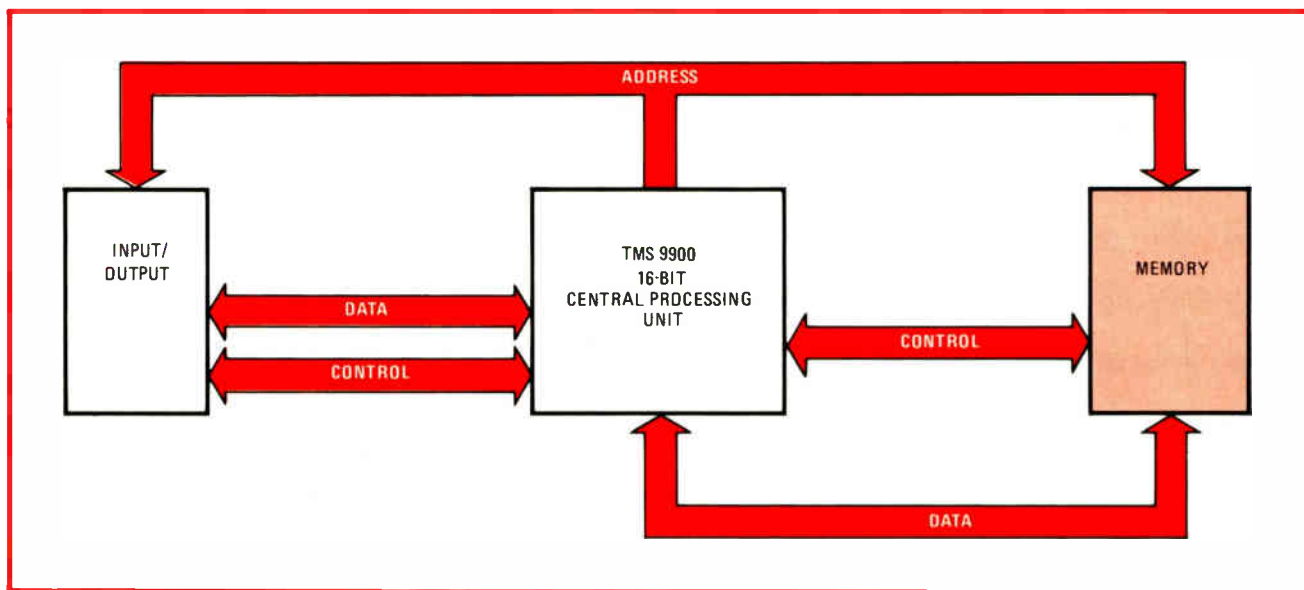
For the big jobs, the memory-oriented 9900 architecture has significant advantages. Since the register file resides in main memory, the number of workspace registers is limited only by memory size. Thus it can handle a large quantity of data unlike the 8080, which handles only what the on-chip register file can accommodate.

The architecture of the 9900 also allows the programmer access to three internal registers: the program counter, workspace pointer, and the status register. Thus, the fact that the data registers are located in memory is completely transparent to the user. A programmer, for example, can specify any register, and the device generates the actual memory address with the workspace pointer, as shown in Fig. 3.

Memory access is organized so that all 16-bit memory addresses specify the location of one byte of data. Thus,



5. **It's easy.** Although the 9900 has a powerful interrupt capability, it's easy to work it. One interrupt requires no external hardware. Less than eight require one priority encoder, while eight to fifteen interrupts need only an additional quad AND package.



6. **System bus.** The system bus is simplicity itself. For memory there are completely separate address, control, and data lines. For I/O there are separate control and data lines. Moreover, all standard memory and I/O packages can be accommodated without interfaces.

the memory space for a system is 65,536 bytes, organized as 32,768 by 16 words.

Since each access to memory results in a 16-bit word, or two 8-bit bytes, the memory address bus requires only 15 bits specifying 32-k words. The 16th, least significant, bit is maintained inside the chip's working registers and specifies the byte which the CPU must use during instruction execution. Note that, during byte operations, the integrity of the unused byte is maintained, but, at the completion of the instruction, the two bytes merge and return to memory. This means that the instructions automatically control operations.

### Handling context switches

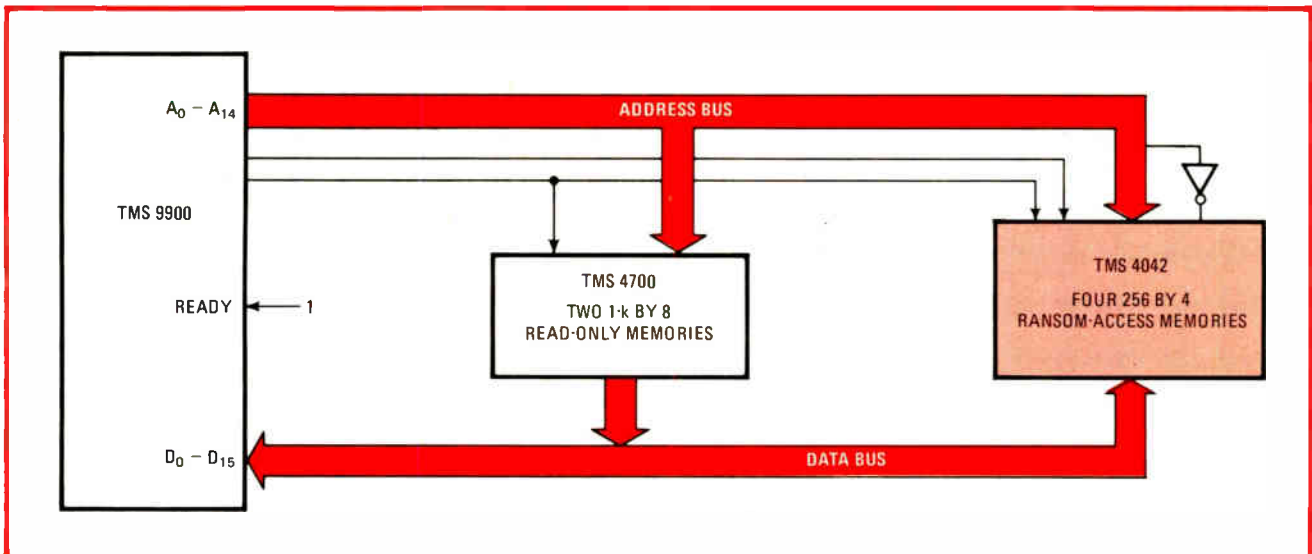
The memory-to-memory organization handles context switches efficiently and rapidly. In standard mini-computer language, a context switch is a program-environment change that occurs as the result of an interrupt, a subroutine call, or a special software "trap" instruction referred to as an extended operation.

During interrupts, the exchange of data in the active registers proceeds very smoothly. The contents of the program counter, workspace register, and status register

of program A are all automatically stored in registers 13, 14, and 15, respectively, of the B workspace register. Then the CPU obtains the locations of this register file and of the interrupt subroutine from the 2-word vector in lower memory space reserved for that interrupt. The return instruction moves the three A program linkages back into the processor, returning it to program A.

Figure 4a shows the effects of this typical operation on interrupt overhead for each of four microprocessors. In most processors, this overhead time consists of four sequences: CPU interrupt sequence (done automatically by its hardware); storage of the interrupted data in the CPU registers, called save registers, (done by instructions at the beginning of the interrupt subroutine); restore registers (done by instructions at the end of the interrupt subroutine), and return instructions. Since all the 9900's operations reside in external memory, there is no on-chip active register data to save or to restore. This cuts the total interrupt overhead time to only 12.6 microseconds, or 1/2 to 1/10 that of other popular designs.

Figure 4b shows why this speed becomes important to the system. Clearly, the 9900 can efficiently handle interrupts with the greatest percentage of processing



**7. Getting ready.** For small memory systems, say, 1,024 words of read-only memory and 256 bits of random-access memory, the ready line on the 9900 CPU can be tied high so that gates or buffers are not needed on the control, address, or data lines.

## Pitting the 9900 against the competition

A benchmark test, pitting the 9900 against the 16-bit PACE system and the 8-bit 8080 and 6800 systems, compared performance on the execution of instructions. Six programs were used, with comparisons made in program memory requirements, measured in bytes, assembler states or lines of code, and execution times.

Results for the separate programs were added together (bottom, left), showing that the 9900 saved at least 20% on program memory requirements, used at most 56% as many assembler statements, and executed instructions at least 42% faster.

The input/output handler program is an interrupt-driven routine that brings in a character from a modem, tests for an end-of-line character, outputs the character on a cathode-ray-tube terminal, and returns control to the main program.

The character-search routine searches a table of 40 characters anywhere in the memory for a specific character. It generates the address of the matched character, or, upon failure, a zero address.

The computer-go-to routine tests a control byte that has one true bit. That bit's position determines which of eight table vectors controls transfer.

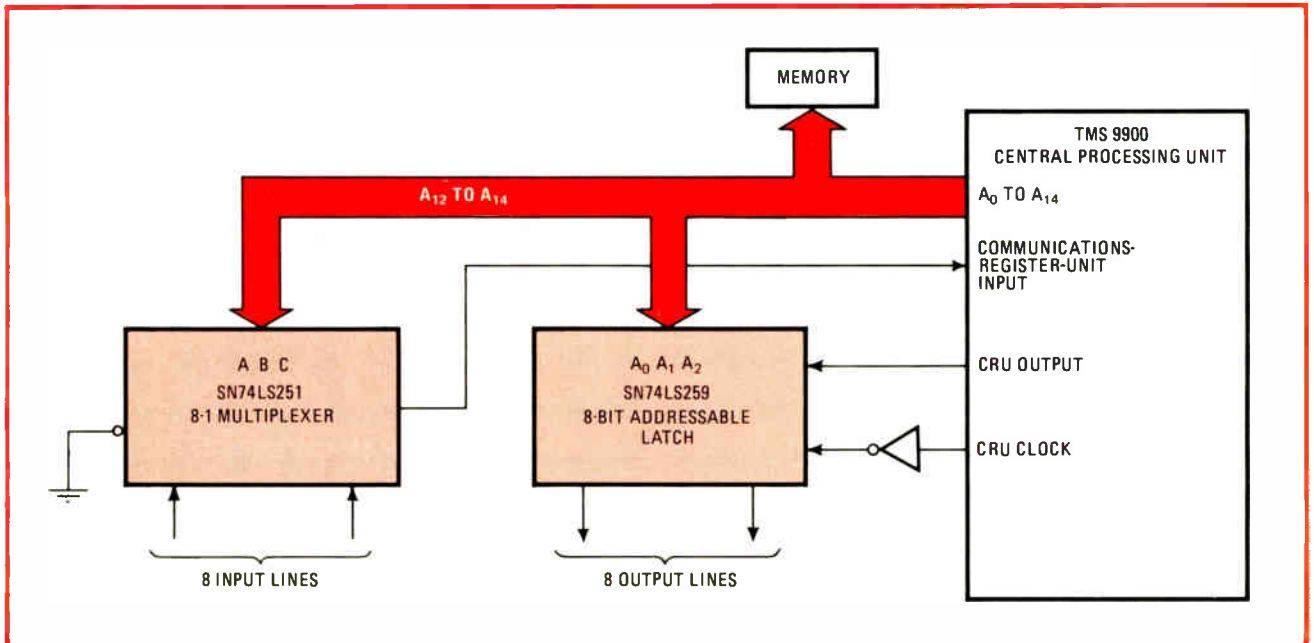
The vector-addition routine adds two N-dimensional vectors from anywhere in memory to generate a third N-dimensional vector. Both 8- and 16-bit precision routines are provided. N was 20 in the test.

The shift-right-5-bits routine shifts a 16-bit word right by 5 places, with zero filling on the left.

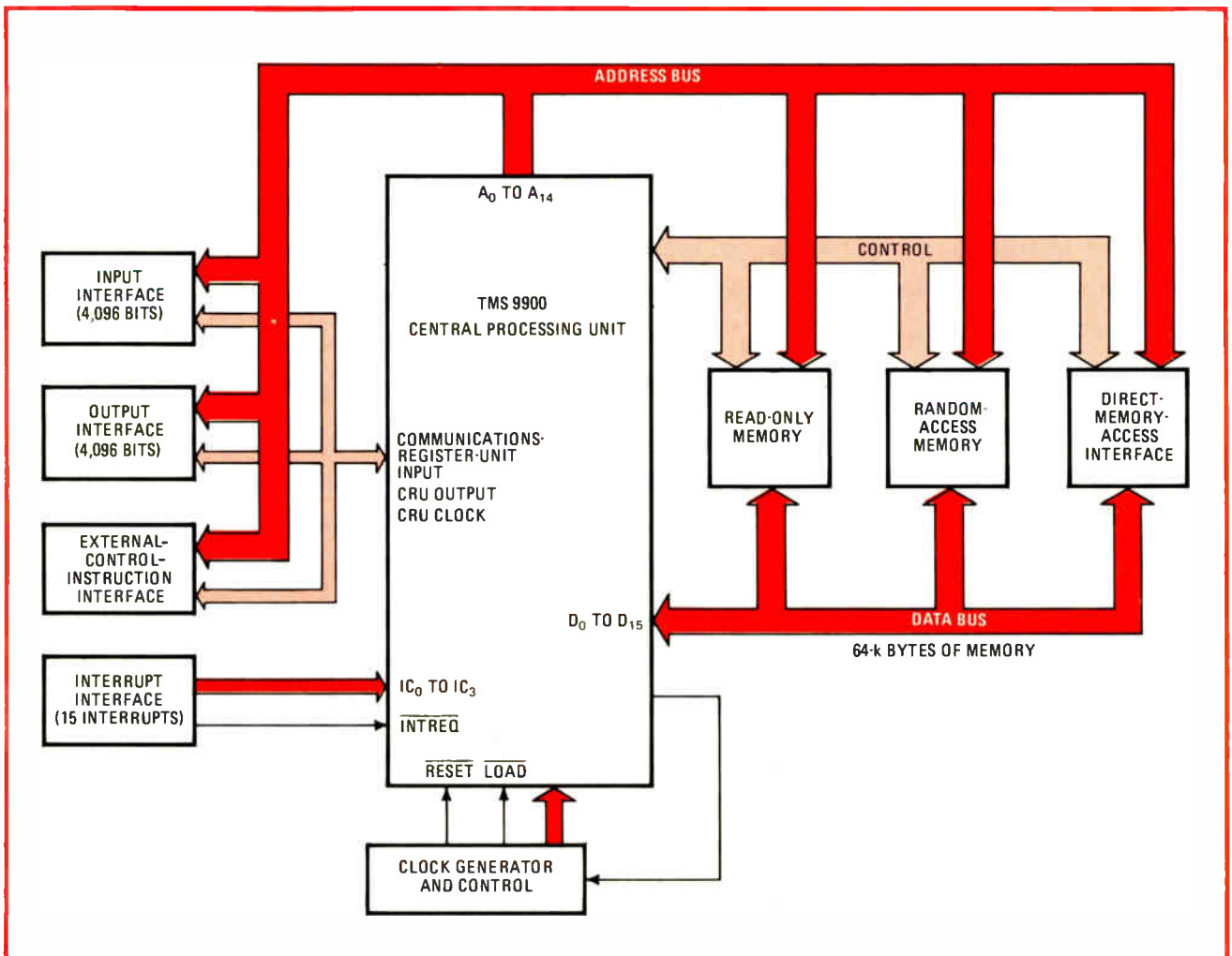
The move-block routine moves a block of 64 characters to another location. Both start and destination blocks can be anywhere within memory.

Also shown (below right) are the 9900's execution times for sample instructions. Although a simple register-to-register add is slower than with some current microprocessors, the device's ability becomes clear in the more advanced instructions, such as indexed-to-indirect add, multiply, and divide. All of these require many instructions in other processors for the equivalent function, while they require only a single instruction with the 9900.

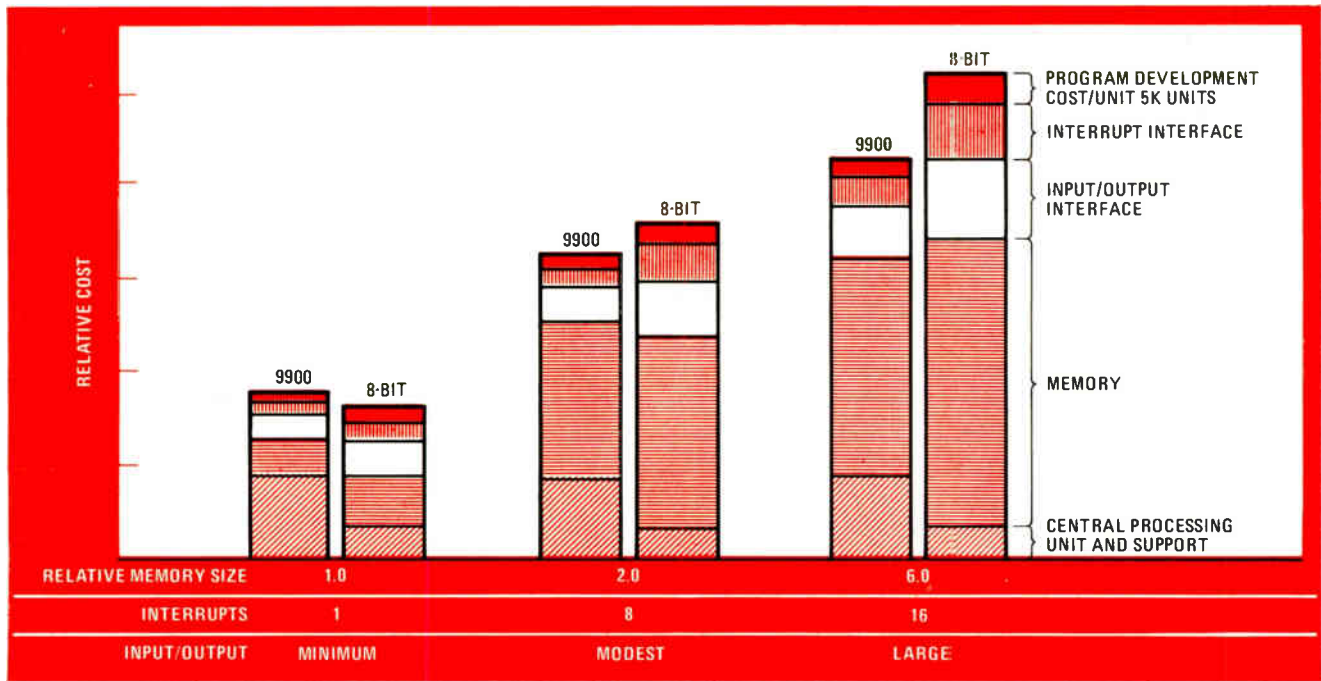
	Program memory requirements (bytes)				Assembler statements				Execution time (microseconds)				Instruction	Execution time (microseconds) <small>(Clock rate is 3 MHz)</small>
	9900	PACE	8080	6800	9900	PACE	8080	6800	9900	PACE	8080	6800		
Input/output handler	24	38	28	17	9	14	17	7	71	154	79	49	Branch Register to register	2.67
Character search	22	24	20	18	8	10	9	8	661	1636	760	808	Add (words/bytes) Reg. to reg. Indirect to indexed	4.67 8.67
									98	352	145	145	Multiply Reg. to reg.	17.33
									537	2098	1098	1866	Divide Reg. to reg.	41.33
Computer go to	12	12	17	14	5	5	11	8	98	352	145	145	Shift (left/right) 1 bit 8 8 bits	4.67 9.33
Vector addition: A <sub>N</sub> ← B <sub>N</sub> = C <sub>N</sub> (16)	20	30	29	46	5	14	20	22	537	2108	738	936	Move data (words/bytes) Reg. to reg. Reg. to directory/index	4.67 7.33
Vector addition: A <sub>N</sub> → B <sub>N</sub> = C <sub>N</sub> (8)	20	32	23	40	5	15	14	22	537	2108	738	936	Load communications register unit (reg. to CRU) 8 bits 16 bits	12 17.33
Shift right 5 bits	10	6	19	20	3	3	12	9	22	56	137	81	Store CRU (CRU to reg.) 8 bits 16 bits	14.67 20
Move block	14	18	16	34	4	9	9	16	537	1750	1262	2246		
Totals	122	160	152	189	39	70	92	92	2464	8154	4219	6131		



**8. The interface.** The special communications-register-unit interface port gives interface flexibility. The configuration for an 8-bit parallel I/O transfer requires only two standard TTL packages, compared to the LSI interface chips with most other processors.



**9. The system.** The 9900 CPU can handle a powerful minicomputer-type system configuration. Here 64-bytes of RAM and maximum I/O capability are accommodated, yet the entire system has only nine circuit blocks, including direct memory access.



**10. Value.** For large configurations, although the CPU costs may be higher for the 9900 than for the 8080, the 9900 system costs considerably less thanks to the efficiency with which it handles large amounts of memory, I/O, and interrupts.

time remaining. As an example, the dotted line indicates a very high interrupt rate, where 16 cathode-ray tubes are performing data concentration at 9600 baud. Even in this application, the chip has over 80% of the processing time left to perform useful routines.

### Taking interrupts in stride

The simple, cost-effective interrupt structure, (Fig. 5) includes 17 vectored interrupts arranged in priority. There are two zero-level, nonmaskable interrupts for handling the reset and load functions. The rest are available for external use. For single-interrupt applications, no external hardware is needed, and the interrupt request signal is directly connected to the CPU. For systems with two to eight interrupts, a single SN74148 priority encoder is needed, and for more than eight, two SN74148s plus a SN7408 gate package are needed.

The last 4 bits of the chip's status register provide a code that constitutes a masking level for interrupt operation. The CPU uses this mask, which is under program control. If the level is at, say, 8, the program allows interrupt levels 0 through 8 and disallows 9 through 15.

Then, if level 5 is requested, the 9900 will start the interrupt sequence at the completion of the instruction being executed. It will automatically move the mask to level 4, one step below. This effectively masks out lower interrupts and allows higher ones. During the return instruction, the previous status-register value changes the mask level back to 8. This sequence, which continues until all interrupts are processed, allows fully nested interrupts with no polling.

### The 9900 microcomputer system

The key to the simplicity of a 9900 computer system (Fig. 6) is the completely separate address, control, and data lines to the memory, as well as the separate control

and data lines to the I/O devices. This interfacing is simpler than with the 8-bit systems that have shared busses.

Included among the control signals are READY and WAIT, so that mixed memory speeds are allowed. For example, if the access time of the memory is 500 nanoseconds or less, the ready line can be tied to logic high, and the processor will never have to wait for the memory. Moreover, in a small memory system such as a 1,024-word ROM and a 256-word RAM (Fig. 7), the ready line can also be tied high, and neither gates nor buffers are needed on any input lines.

Three methods of I/O interface capability exist. In addition to the DMA conditions mentioned above, there are what is called memory-mapped I/O capability, which is similar to other microprocessors, and the CRU interface port, unique with the 9900.

This CRU structure makes it extremely easy to interface with I/Os. It can directly address up to 4,096 each of input and output bits and handles data transfers over serial I/O lines. Thus it is a simple, easily expandable, nonmultiplexed interface that hooks up directly with most types of I/O devices. Moreover, with special CRU instructions, it is possible to manipulate a single bit or multiple bit transfers through the port.

The interface logic required for, say, an 8-bit parallel I/O transfer (Fig. 8) is very simple, utilizing standard, low-cost TTL packages. Comparable interfacing for other microprocessors often requires special MOS-LSI circuits, which are more expensive.

Figure 9 shows the entire system capability of the 9900, and Fig. 10 shows how it compares in cost with typical 8-bit systems. Although the CPU costs may be greater, the savings in memory, I/O, and interrupt-interface circuitry on the system level can be significant, compared to a typical 8-bit system. Of course, the larger the memory system required, the greater the savings. □

## Adjustable pulse generator features rate alarm

by Frank N. Cicchiello  
Geometric Data Corp., Wayne, Pa.

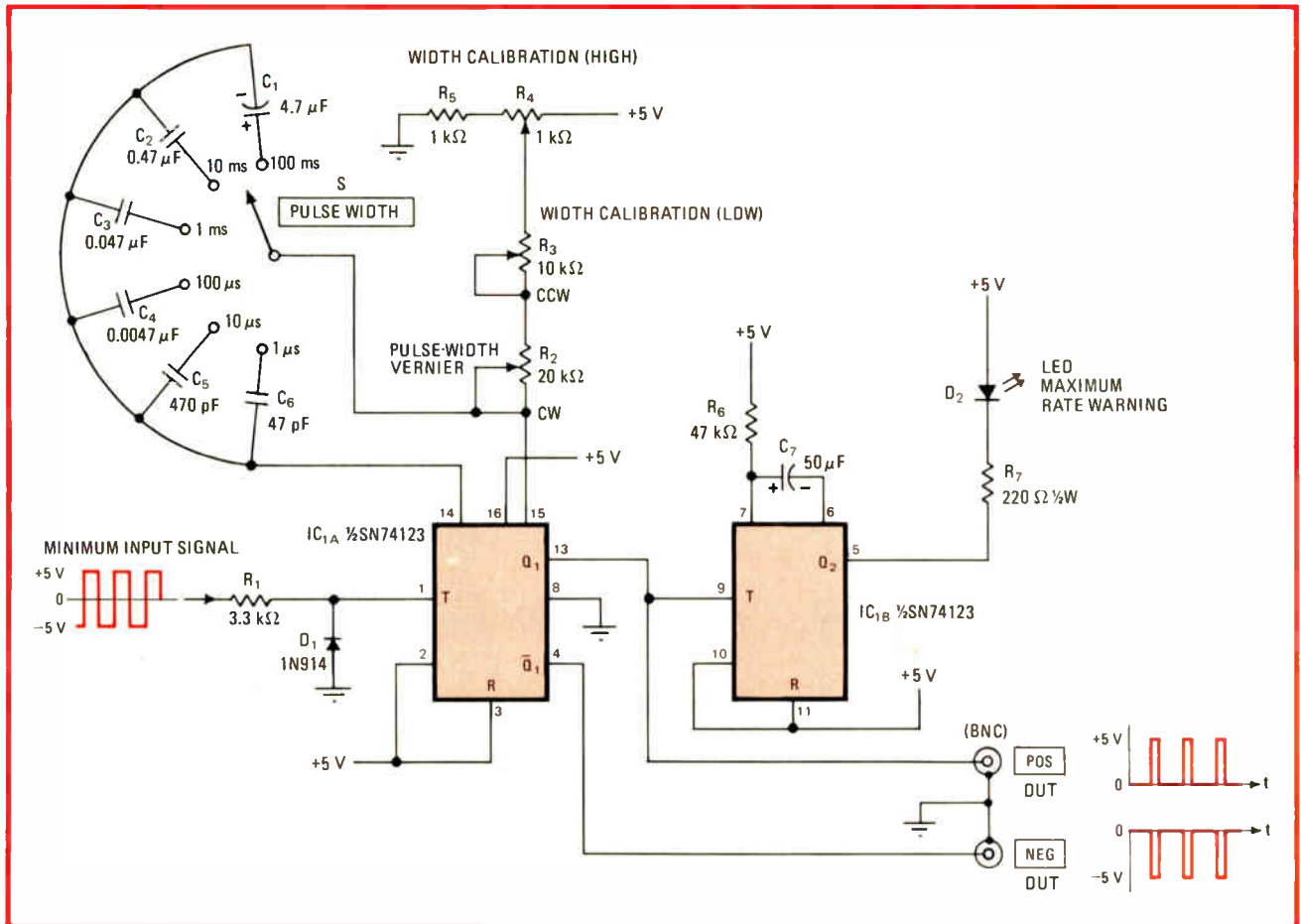
A TTL dual monostable multivibrator integrated circuit driven by a clock emits pulses of either polarity with widths adjustable in six decade ranges from 100 nanoseconds to 100 milliseconds. Output rise and fall times of the pulses are 15 ns or less, and the frequency can be greater than 10 megahertz. The most novel feature of the generator, however, is a maximum-pulse-rate indicator light that switches on if the clock rate is increased so that it is no longer compatible with the pulse width; that is, if the clock period is equal to or less than the pulse width.

Each negative-going transition of the clock signal ap-

plied to resistor  $R_1$  causes one pulse to be generated by the one-shot multivibrator,  $IC_{1A}$ . Pulse width is determined by the circuit time-constant  $R_P C_P$ , where  $C_P$  is any capacitor from  $C_1$  to  $C_6$ , and  $R_P$  is the sum of  $R_2$  through  $R_5$ . Positive-going output pulses are available from  $IC_{1A}$ 's Q output, and negative-going ones from its  $\bar{Q}$  output.

If the rate of the incoming clock signal is so high that its period is less than the desired pulse width,  $IC_{1A}$  is retrIGGERED during its pulse-forming time (this type of one-shot multivibrator is retrIGGERABLE at any point in its operating cycle). Retriggering keeps the output of  $IC_{1A}$ , which is connected to the input of the second one-shot circuit,  $IC_{1B}$ , constantly at +5 volts. If  $IC_{1B}$  is untriggered for a time equal to its time-out period (approximately 2 seconds for listed values of  $R_6$  and  $C_7$ ), the output of  $IC_{1B}$  switches to ground level at  $Q_2$ , and the light-emitting diode lights.

The circuit includes potentiometers for vernier adjustment of pulse width and for calibration. The procedure is as follows:



**Fast and narrow.** Adjustable-width pulses down to 100 nanoseconds are produced at rates to 10 megahertz by this TTL circuit, based on a single dual-monostable integrated circuit driven by any suitable clock. If the input clock rate is raised so high (or the output pulse width is made so small) that the width exceeds the period,  $Q_2$  goes low and lights the warning LED.



1. Adjust input clock frequency to 500 Hz.
  2. Set switch S to 1-ms position.
  3. Set  $R_3$  to midrange.
  4. Set  $R_2$  to full clockwise (cw) position.
  5. Adjust  $R_4$  for 1-ms output-pulse width.
  6. Set  $R_2$  to full counter clockwise (ccw) position.
  7. Adjust  $R_3$  for 100-microsecond output-pulse width.
- Repeat steps 4-7 until the rotation of  $R_2$  from full coun-

terclockwise to full clockwise changes the width of the output pulse from  $100\ \mu\text{s}$  to 1 ms.

The warning indicator can be checked by switching switch S to the 10-ms position. The indicator will light until the output pulse width is less than 1 ms.

Any function generator can provide a suitable clock signal. If a bipolar generator is used, diode  $D_1$  eliminates negative pulses. □

## Shift register with feedback generates white noise

by Marc Damashek  
Clarke School for the Deaf, Northampton, Mass.

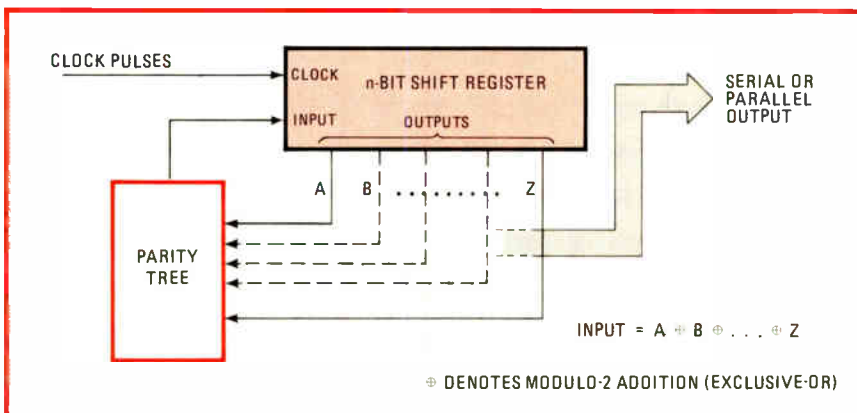
A shift register with linear feedback generates a pseudo-random sequence of pulses that can be used without digital-to-analog conversion or audio processing as extremely high-quality audio white noise. The output from the register, fed directly to an audio amplifier, produces a power spectrum that is flat to within  $\pm 1$  decibel over the entire audio range.

The operating principles of a linear-feedback shift register (LFSR) are illustrated in Fig. 1. The input to the first stage of an n-bit register is determined at each clock pulse by the exclusive-OR (parity) function of some output taps of the register. Choosing these taps is the crucial step in constructing a LFSR that performs as required.

For an n-bit shift register, taps can be chosen so that the register cycles through  $2^n - 1$  different states before repeating any previous state. All possible n-bit words are generated except the word containing only 0s [*Electronics*, Nov. 27, 1975, p. 104]. In addition, with the use of only two taps, some shift-register lengths can produce these maximal-length sequences. A partial list of such registers is given in the table, which is excerpted from "Shift Register Sequences," by S. Golomb (Holden-Day Inc., San Francisco, 1967). As the table shows, even shift registers that are only moderately long can produce astronomically long sequences.

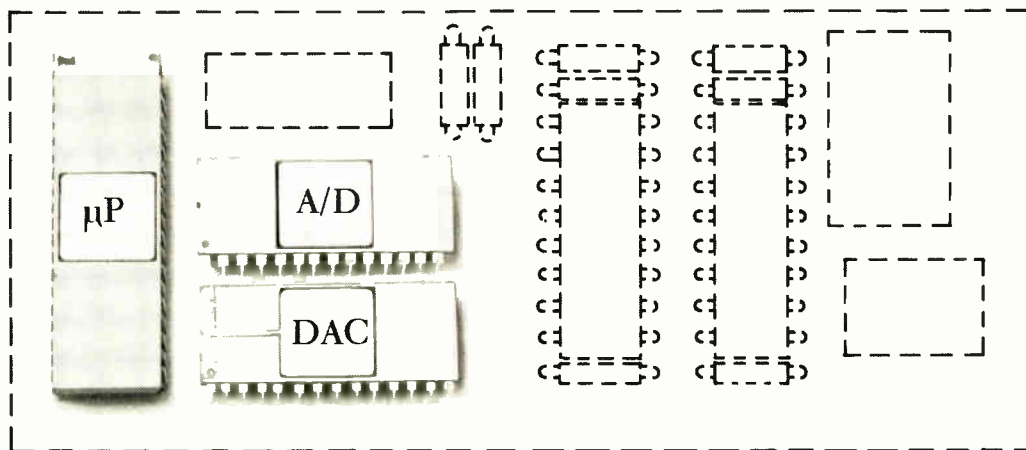
An appropriate clock and a sufficiently long register generate a flat power spectrum of audio white noise, using the digital bit stream itself as the noise source. Fig-

MAXIMUM-LENGTH LINEAR-FEEDBACK SHIFT REGISTERS THAT REQUIRE ONLY TWO FEEDBACK TAPS			
No. of stages	Stages at which taps are placed	Sequence length	Duration of sequence using 250-kHz clock
7	1, 7 or 3, 7	127	0.51 ms
9	4, 9	511	2.0 ms
10	3, 10	1,023	4.1 ms
11	2, 11	2,047	8.2 ms
15	1, 15 or 4, 15 or 7, 15	32,767	131 ms
17	3, 17 or 5, 17 or 6, 17	131,071	0.52 s
18	7, 18	262,143	1.0 s
20	3, 20	1,048,575	4.2 s
21	2, 21	2,097,151	8.4 s
22	1, 22	4,194,303	17 s
23	5, 23 or 9, 23	8,388,607	34 s
25	3, 25 or 7, 25	33,554,431	2.2 m
28	3, 28 or 9, 28 or 13, 28	268,435,455	18 m
29	2, 29	536,870,911	36 m
31	3, 31 or 6, 31 or 7, 31 or 13, 31	2,147,483,647	2.4 h
33	13, 33	8,589,934,591	9.5 h
35	2, 35	34,359,738,367	1.6 d
36	11, 36	68,719,476,735	3.2 d
39	4, 39 or 8, 39 or 14, 39	$5.5 \times 10^{11}$	25 d
41	3, 41 or 20, 41	$2.2 \times 10^{12}$	102 d




**1. Pseudorandom pulses . . .** In this linear-feedback shift register, some of the output ports are connected back to the input through an exclusive-OR circuit. Depending upon which output taps are fed back, a non-repeating sequence of any length up to  $2^n - 1$  binary words can be generated.

# A lot of microprocessor users wish their analog interface problems would go away.



## We made them disappear.



### With our monolithic CMOS converters.

10- and 13-bit A/D converters with tri-state output logic that gets you directly onto the microprocessor data bus. And our 10-bit D/A converter with double-buffered inputs direct from the microprocessor. And each communicates in two bytes: the 8 LSB's, and the remaining MSB's.

Our AD7550, industry's newest and most accurate monolithic CMOS A/D converter, uses a patented (Analog Devices U.S. Patent No. 3872466) "quad slope" conversion technique to provide 13-bit accuracy, 1 ppm/°C offset and gain drifts, and has its own amplifier, comparator, clock and digital logic.

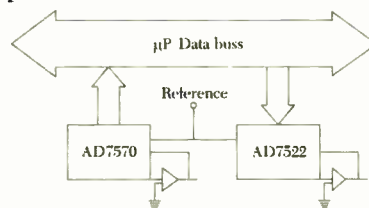
Our AD7570 is a monolithic CMOS 10-bit successive approximation A/D converter with ratio-metric operation and only 20mW of dissipation. Parallel and serial outputs with 20μs conversion time provide excellent application flexibility.

Our AD7522 is a monolithic CMOS multiplying, 10-bit DAC. It's the only such device available with double buffered inputs that can be loaded in parallel or serial mode. Low dissipation, very low feedthrough and drifts of only 1 ppm/°C complement the interface handshaking routine for maximum flexibility and optimum performance.

These I/O peripherals, the AD7550, AD7570

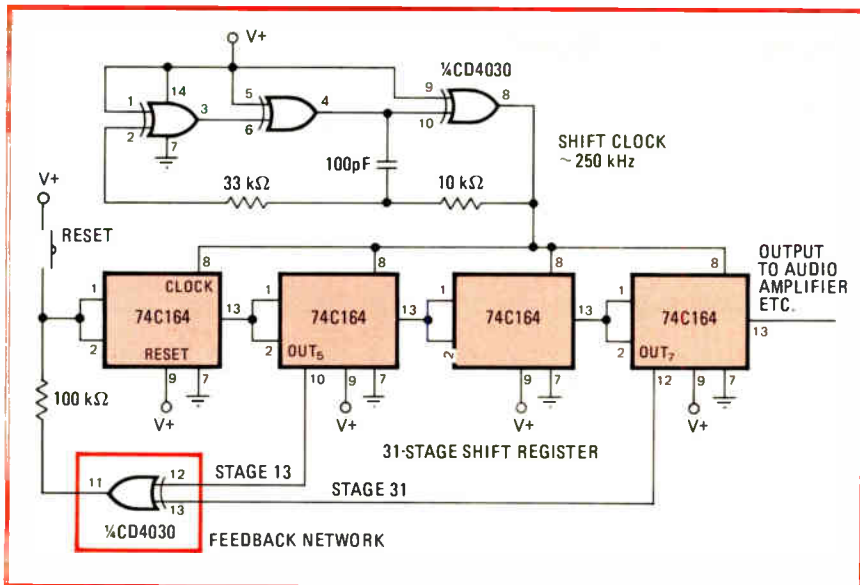
and AD7522 data converters are your only real solutions for interfacing a microprocessor to the analog world.

And these are just three of a complete line of more than 20 IC converters that make a lot of your conversion problems disappear. For more information, write Analog Devices, the real company in precision measurement and control.

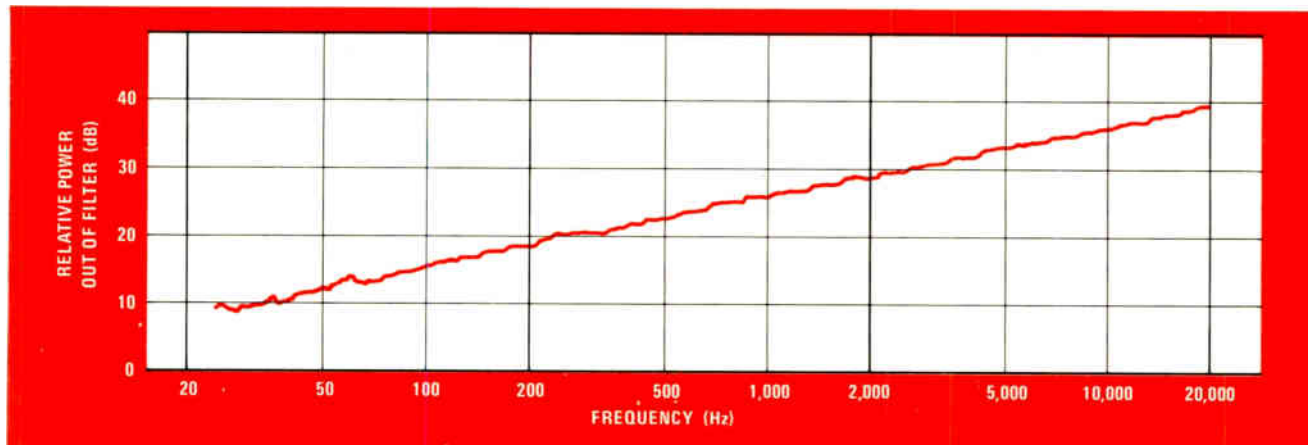


The real IC Converter company.

Analog Devices, Inc., Norwood, Massachusetts 02062  
East Coast: (617) 329-4700, Midwest: (312) 894-3300, West Coast: (213) 595-1783, Texas: (214) 231-5094, Belgium: 03 38 27 07, Denmark: 97 95 99, England: 01/94 10 46 6, France: 686-77 60, Germany: 089/53 03 19, Japan: 03/26 36 82 6, Netherlands: 076-122555 and representatives around the world.



**2. . . . generate noise . . .** This 31-stage linear-feedback shift register is arranged to produce a maximum-length pseudorandom bit sequence by connection of stages 13 and 31 back to input. Output bit stream, which can be taken from any port, constitutes a white-noise source.



**3. . . . like this.** The output power spectrum of the circuit in Fig. 2, measured directly at the output of stage 31, slopes upward because filter bandwidth is proportional to frequency. The slope of 3 dB/octave indicates white noise. Reference level (0 dB) was chosen arbitrarily.

ure 2 shows a 31-stage LFSR, with taps at stages 13 and 31 and a shift clock running at 250 kilohertz.

Any shift register that provides access to the required feedback bits will serve. For instance, two CD4006s might have been used instead of the 74C164s. With only three ICs, these shift registers can give access to bits 13 and 31. For a white-noise generator in audio applications, the component values are noncritical. The reset button ensures that at least a single 1 is initially in the shift register, but the manual button can be replaced by a more elaborate initialization circuit if desirable.

The audio-power spectrum from the circuit in Fig. 2, measured directly at the output of stage 31, is shown in Fig. 3. A series of 1/3-octave filters measures the spectrum. The curve is inclined upward at a rate of 3 decibels per octave, matching the increasing bandwidth of the filters. The deviation from a straight line inclined 3 dB/octave is less than 1 dB over the frequency interval from 25 Hz to 20 kHz. The largest deviation occurs at the power-line frequency of 60 Hz. The table shows that the string produced by this register is longer than 2 billion bits and, at a 250-kHz clock rate, will take more than two hours to repeat.

The LFSR pulse sequences are also used for error-correcting codes, spread-spectrum techniques [*Electronics*, May 29, 1975, p. 127], and other random-selection processes. In a maximum-length LFSR  $n$  bits long, the bit string produced is statistically identical to  $2^n - 1$  flips of an ideal coin (one with precisely equal probabilities of landing heads or tails). Thus, for example, a 17-stage LFSR can generate the equivalent of 131,071 coin-flips. Any stage of the register may provide the output, since every bit is eventually shifted the entire length of the register.

Such a device could be useful for producing uncorrelated stimuli in a psychophysical experiment, because it could easily determine which of two possible stimuli to present to a test subject. It can do so with an undiscernible, yet repeatable, pattern so that a second test subject could be given the same sequence of stimuli. If the bit string from the 31-stage register in Fig. 2 were used for test stimuli with an average interval between stimuli of 5 seconds, it would not repeat for 340 years. □


Designer's casebook is a regular feature in *Electronics*. We invite readers to submit original and unpublished circuit ideas and solutions to design problems. Explain briefly but thoroughly the circuit's operating principle and purpose. We'll pay \$50 for each item published.

# Rugged Pyrobloc<sup>®</sup> -grid tetrodes + solid state drivers

## super-reliable VHF-TV translators and transmitters

- 2 to 30 kW carrier power
- exclusive Pyrobloc<sup>®</sup> grids: the latest word in power-tetrode technology, for exceptional reliability

Tube model	common amplification (class A)	video carrier only (class B)	matched RF- amplifier assy.
TH 298	2 kW	3 kW	TH 18124
TH 361	5 kW	15 kW	TH 18116
TH 371	10 kW	30 kW	TH 18117



**THOMSON-CSF**

THOMSON-CSF ELECTRON TUBES / 750 BLOOMFIELD AVENUE / CLIFTON NJ 07015 / TEL. : (201) 779 1004 / TWX : 710 989.7149

France - THOMSON-CSF Division Tubes Electroniques / 38, rue Vauthier / 92100 BOULOGNE-BILLANCOURT / Tel. : (1) 604 81.76

Germany - THOMSON-CSF Elektronenröhren GmbH / Leerbachstr. 58 / 6000 FRANKFURT am MAIN 1 / Tel. : (0611) 71.72.81

Italy - THOMSON-CSF Tubi Elettronici SRL / Viale degli Ammiragli 71 / I - 00136 ROMA / Tel. : (6) 838 14.58

Japan - THOMSON-CSF Japan K.K. / TBR Building / Kojimachi 5-7 / Chiyoda-Ku / TOKYO / 〒102 / Tel. : (03) 264 6341

Spain - THOMSON-CSF Tubos Electronicos S.A. / Alcalá 87 / 7<sup>ª</sup> Dcha / MADRID 9 / Tel. : (1) 226 76.09

Sweden - THOMSON-CSF Elektronrör AB / Box 27080 / S 10251 STOCKHOLM 27 / Tel. : (08) 22 68 15

United Kingdom - THOMSON-CSF Electronic Tubes Ltd / Ringway House / Bell Road / Daneshill / BASINGSTOKE RG24 0QG / Tel. : (0256) 29151 / Telex : 520045

# Design worksheet can generate least-part system, best addressing

by Ray M. Vasquez, Motorola Semiconductor Products Inc., Phoenix, Ariz.

□ When the time comes to figure out the interconnections in the design of a microprocessor system, design engineers frequently resort to trial and error. But such a technique affords little chance of generating a minimum-part system and of avoiding redundant addresses to devices. A more methodical approach with a system-layout worksheet in the form of Fig. 1 will surmount these problems.

Basically, the sheet allows a designer to list all devices by type and to allocate memory positions. Although this procedure was developed for systems based on the MC6800 microprocessor, it is readily adaptable to the design layout of any microprocessor.

The power and usefulness of this tool can be illus-

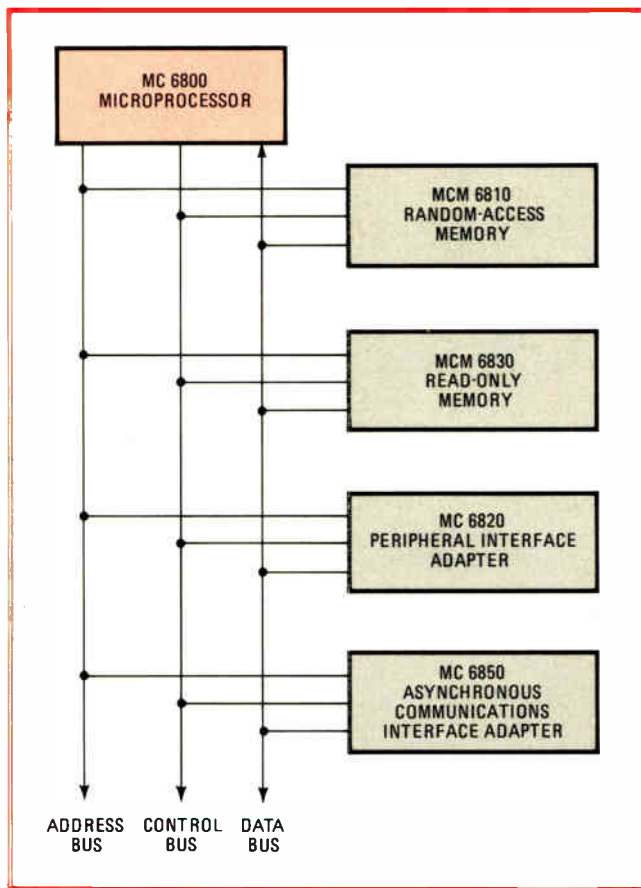
trated best by working out an example designed around the 6800 series of devices. Such an example will become clearer by reviewing the characteristics of the various integrated circuits of the series, setting general rules for the placement of control functions in memory locations, and illustrating the interconnections of the devices in a one-of-each system.

## Family of ICs

The family consists of the microprocessor, read-only memory, random-access memory, peripheral interface adapter, and asynchronous communications interface adapter. These ICs are linked by the processor's address, control, and data busses (Fig. 2). As well as specifying

Device	MICROPROCESSOR ADDRESS LINES ( $A_0 - A_{15}$ )														ADDRESS			
	15	14	13	12	11	10	9	8	7	6	5	4	3	2	1	0	From	To
FIRST RAM	$\bar{C}_{S5}$	$\bar{C}_{S9}$					$\bar{C}_{S2}$	$\bar{C}_{S1}$	X	X	X	X	X	X	X	X	0000	007F
SECOND RAM	$\bar{C}_{S5}$	$\bar{C}_{S9}$					$\bar{C}_{S1}$	$C_{S0}$	X	X	X	X	X	X	X	X	0080	00FF
THIRD RAM	$\bar{C}_{S5}$	$\bar{C}_{S9}$					$C_{S0}$	$\bar{C}_{S1}$	X	X	X	X	X	X	X	X	0100	017F
FIRST ROM	$C_{S1}$				$\bar{C}_{S3}$	$C_{S2}$	X	X	X	X	X	X	X	X	X	X	8400	87FF
SECOND ROM	$C_{S1}$				$C_{S3}$	$\bar{C}_{S2}$	X	X	X	X	X	X	X	X	X	X	8800	8BFF
THIRD ROM	$C_{S1}$				$C_{S3}$	$C_{S2}$	X	X	X	X	X	X	X	X	X	X	8C00	8FFF
FIRST PIA	$\bar{C}_{S2}$	$C_{S1}$												$C_{S0}$	$R_{S1}$	$R_{S0}$	4004	4007
SECOND PIA	$\bar{C}_{S2}$	$C_{S1}$											$C_{S0}$		$R_{S1}$	$R_{S0}$	4008	400B
THIRD PIA	$\bar{C}_{S2}$	$C_{S1}$										$C_{S0}$			$R_{S1}$	$R_{S0}$	4010	4013
ACIA	$\bar{C}_{S2}$	$C_{S1}$									$C_{S0}$					$R_{S0}$	4020	4021
X = Wired connection $C_S$ = Chip select $R_S$ = Register select																		

1. **System layout.** This system-layout worksheet is for a 3-RAM, 3-ROM, 3-PIA, 1-ACIA microprocessor system. The tabular form can be used for an optimum assignment of device addresses in memory and also as the starting point for the complete system wiring diagram.



**2. The family.** The MC6800 microprocessor is tied to its peripheral ICs through address, control, and data busses.

memory, the address bus specifies input/output devices through the PIA and ACIA. Through connections to selected address lines, the PIA and ACIA are allocated areas of memory. Thus, the user may converse with them, selecting one of several of the devices by using a memory address.

Pin assignments for the devices are shown in Fig. 3. The MC6800 is a monolithic, 8-bit microprocessor forming the central control function for the family. Like the other family members, it is compatible with transistor-transistor logic and requires only 5 volts. The MC6810 RAM has a byte-organized memory of 128 by 8 bits. The MC6820 PIA can interface the processor to byte-oriented peripherals through two 8-bit, bidirectional, peripheral data busses and four control lines.

Program storage is provided by the MCM6830, a ROM of 1,024 by 8 bits, which is mask-programable and byte-organized. The MC6850 ACIA provides interfacing of serial, asynchronous communications to the data bus.

### Direct addressing

One of the microprocessor's seven modes of addressing is of particular interest in a system layout: the direct mode, in which the source instruction is converted into two bytes of machine code. Since 8 bits can address only memory locations 0 through 255, access to locations 256 through 65,535 is by the extended mode of addressing, using an extra byte of code. Therefore, it is preferable to use the direct-address mode when possible.

To provide this, it is necessary to assign addresses at locations 0 through 255 to the RAM. This establishes the first requirement of the system, that RAM addresses should be placed in the lowest memory location.

The next step is to examine the system for any similar constraints on the assignment of ROM addresses. (All addresses are in hexadecimal notation, which is illustrated in the table on page 114.)

In a typical application, the peripheral devices may interrupt the microprocessor with requests for service or acknowledgements of services performed earlier. An interrupt sequence can be initiated by applying the proper control signal to any of the three hardware interrupts, reset ( $\overline{RES}$ ), nonmaskable interrupt ( $\overline{NMI}$ ), and interrupt request ( $\overline{IRQ}$ ), or by using the software interrupt (SWI).

If the interrupt is maskable, the processor will test its interrupt mask bit once it has finished its current instruction. If the interrupt mask is not set or if an  $\overline{NMI}$  is received, the processor will store the contents of its programmable registers in the RAM.

In any event, after the interrupt bit has been set, it obtains the address of the interrupt input, which falls in the address range shown in hexadecimal notation in Fig. 4. The interrupt vectors' high address range of FFF4 to FFF8 must be stored in the upper memory location of the ROM. This establishes the second system requirement: that ROM addresses should be placed in the highest memory location.

### Locating I/O

Since the upper and lower memory locations have been assigned, the middle memory locations are left for the input/outputs. This assignment is implemented by tapping off the processor's busses in such a way that it references "memory" addresses for the PIA and ACIA.

To make a functioning system, the starting point is a straightforward connection of the data bus, the address bus, and the control bus of Fig. 2. The eight bus lines  $D_0$  through  $D_7$  on the microprocessor are connected to the  $D_0$  through  $D_7$  pins on every device used.

Through the wiring of the address bus, each device gets its own address. For the RAMs, the easiest selection of a particular location is realized by connecting pins  $A_0$  through  $A_6$  to address lines  $A_0$  through  $A_6$ , and for the ROM, by connecting  $A_0$  through  $A_9$  to lines  $A_0$  through  $A_9$ . For the PIA, wire pins  $\overline{RS}_0$  and  $\overline{RS}_1$  to address lines  $A_0$  and  $A_1$ , respectively, and connect the ACIA by pin  $R_S$  to address line  $A_0$ . This allows selection of any internal memory location in the devices.

Next, arrange the upper address line to discriminate one type of device from another. For example, when the RAM is addressed, the ROM and the input/outputs should be disabled. Similarly, selecting the I/Os should disable the RAM and the ROM. Connecting the upper line to the various positive or negative chip-select pins on a particular device will permit this discrimination to be made.

To select one device among the many of its type, the middle-order address lines are connected to the chip-select pins, which permits discrimination in a manner similar to the selection of one particular type. Any

unused chip-select pins are connected to the appropriate +5-volt or ground level to minimize noise.

### System control

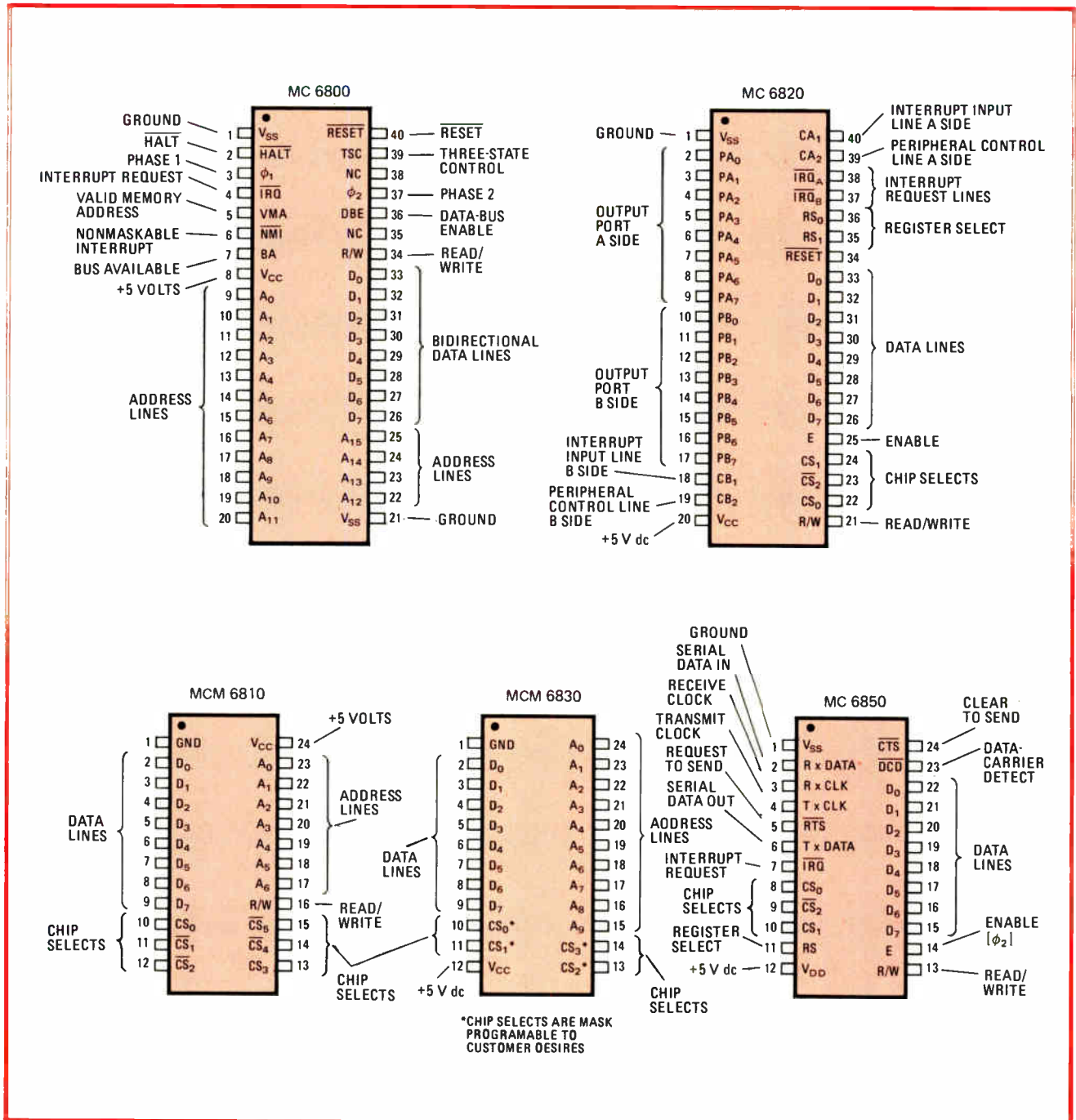
Once the address bus is wired, the control bus is connected. Its lines are interrupt request ( $\overline{IRQ}$ ), restart ( $\overline{RES}$ ), clock phase 2 ( $\phi_2$ ), read/write (R/W), and valid memory address (VMA). The  $\overline{RES}$  is generated externally, and should be connected to the  $\overline{RES}$  pins of the microprocessor and the peripheral interface adapter.

All the  $\overline{IRQ}$  lines should be wired together and connected to the  $\overline{IRQ}$  pin on the processor. Since the pe-

ripheral ICs have no internal pull-ups and the processor has a high internal impedance pull-up, an external, 3-kilohm resistor to +5 V is recommended.

The symbol  $\phi_2$  stands for a system synchronization signal. It should be used to restrict data on the data bus only during  $\phi_2$  for devices that can be written into. Therefore it should be wired to a chip-select pin on the RAM or the E enable line on the PIA and ACIA.

The R/W line is connected to the R/W pins on the RAM and the input/outputs. VMA, the logic 1 signal that tells all external devices there is a valid memory address on the address bus, should be used to prevent



3. Pinouts. Pin assignments for the MC6800 microprocessor, MCM6810 RAM, MCM6830 ROM, MC6820 PIA, and MC6850 ACIA show the points that are tied to the address, control, and data busses, chip-select pins, and control signals for hardware and software interrupts.

CONTENTS	HEXADECIMAL ADDRESS
$\overline{RES}$ (LOW BYTE)	F F F F
$\overline{RES}$ (HIGH BYTE)	F F F E
$\overline{NMI}$ (LOW BYTE)	F F F D
$\overline{NMI}$ (HIGH BYTE)	F F F C
SWI (LOW BYTE)	F F F 8
SWI (HIGH BYTE)	F F F A
$\overline{IRQ}$ (LOW BYTE)	F F F 9
$\overline{IRQ}$ (HIGH BYTE)	F F F 8

HEXADECIMAL TO BINARY CONVERSION				
Hexadecimal	8	4	2	1
0	0	0	0	0
1	0	0	0	1
2	0	0	1	0
3	0	0	1	1
4	0	1	0	0
5	0	1	0	1
6	0	1	1	0
7	0	1	1	1
8	1	0	0	0
9	1	0	0	1
A	1	0	1	0
B	1	0	1	1
C	1	1	0	0
D	1	1	0	1
E	1	1	1	0
F	1	1	1	1

**4. Interrupt vectors.** In a 6800 system, interrupt commands are permanently stored in eight locations in a ROM and are called forth with these addresses on the microprocessor address bus. They are not necessarily the same as the ROM addresses.

	A <sub>15</sub>	A <sub>14</sub>	A <sub>13</sub>	A <sub>12</sub>	A <sub>11</sub>	A <sub>10</sub>	A <sub>9</sub>	A <sub>8</sub>	A <sub>7</sub>	A <sub>6</sub>	A <sub>5</sub>	A <sub>4</sub>	A <sub>3</sub>	A <sub>2</sub>	A <sub>1</sub>	A <sub>0</sub>
Microprocessor address = FFF8	1	1	1	1	1	1	1	1	1	1	1	1	1	0	0	0
Actual logic on address	C <sub>S</sub>	NC	NC	NC	C <sub>S</sub>	C <sub>S</sub>	1	1	1	1	1	1	1	0	0	0
ROM address = 8FF8	1	0	0	0	1	1	1	1	1	1	1	1	1	0	0	0

C<sub>S</sub> = Logic 1      NC = No connection

**5. Interrupt addressing.** Under the conditions shown, which correspond to the wiring of the third ROM in the system-layout sheet previously described, an interrupt address of FFF8 on the microprocessor address bus can select a ROM with an address location of 8FF8.

improper addressing of devices. This helps prevent destruction of data in the system. However, it only is necessary to use the signal to protect the PIA and the ACIA. During internal operations, the microprocessor sets the R/W line to the read state, which protects the RAM. The data in the ROM can't be overwritten, so there's no need to protect it. The VMA is connected to a chip-select pin, but if there is none available, it may be ANDed with an address line going to one and to its ANDed output.

### System design

Now that the ground rules of a general system have been developed, the use of the worksheet can be illustrated with a more complex example. Since the maximum number of peripheral ICs that be connected to the microprocessor's busses without external buffering is 10, the example will have three RAMs, three ROMs, three PIAs, and one ACIA.

The example will demonstrate how the system-layout worksheet can systematically generate the information that will allow the system designer to:

- Connect the data bus to all devices.
- Connect all internal addresses on devices to appropriate address lines of the processor.
- Use upper-order address lines to select one type of device and exclude the others.
- Use middle-order address lines to select one device of a group.
- Connect the control bus lines.

In developing this system's worksheet (Fig. 1), the first task is to list all the devices in the device column,

grouping them by type. Next, list the connections of the internal addresses, remembering the constraints on memory locations and the address assignments developed in the discussion of the one-of-each system.

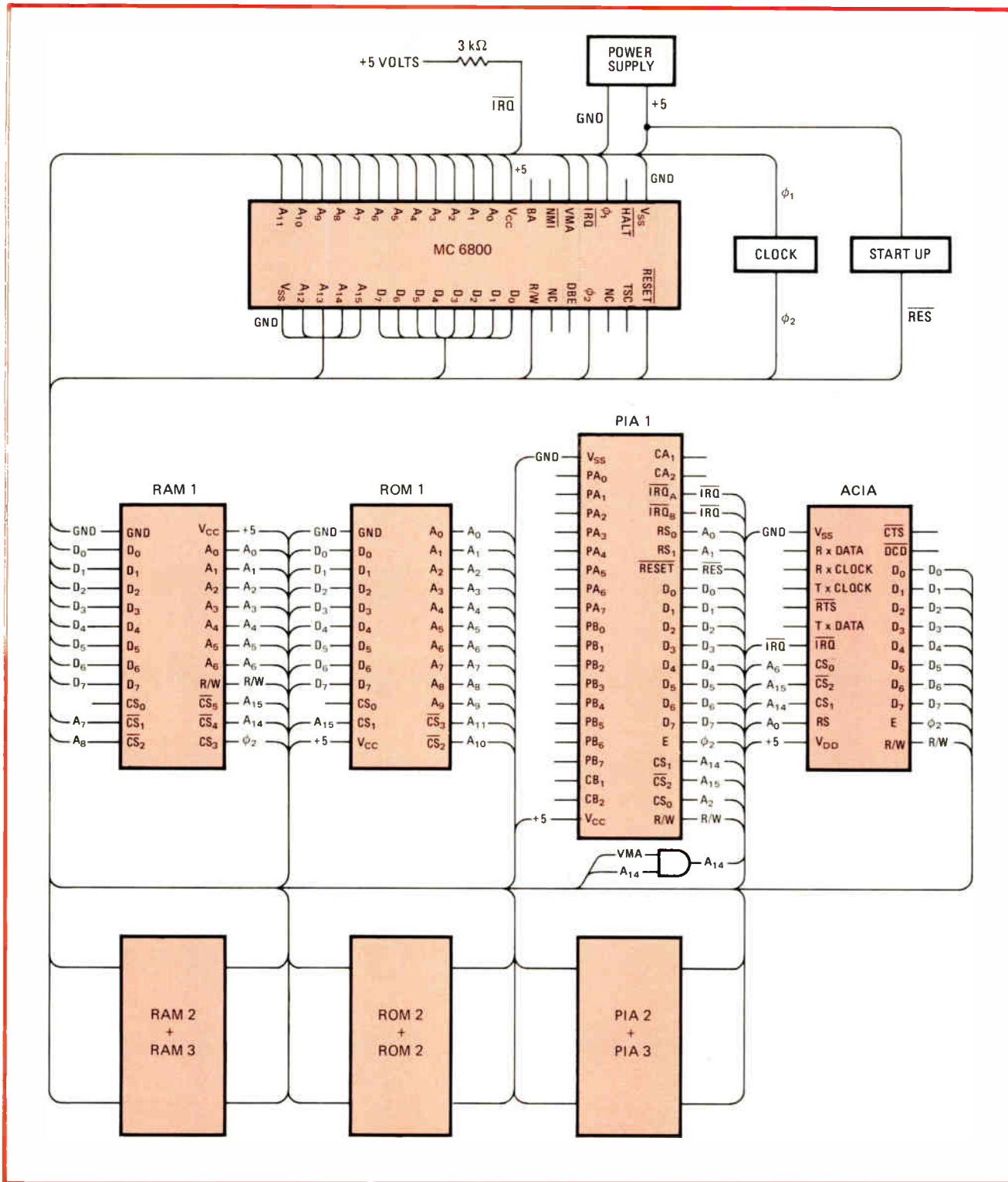
The next task is selection of one type of device to the exclusion of the others. The starting point is to connect a chip-select pin (C<sub>S</sub>) to address line A<sub>15</sub> of the microprocessor, thereby selecting the ROM function and disabling the others. To separate the RAM from the input/outputs, A<sub>14</sub> is connected to various chip-select pins as shown on the worksheet.

### Device selection.

The next step is distinguishing an individual device from the others of its type. For the RAMs and ROMs, it is necessary to use two address lines in order to select one out of the three devices of each type. A combination of A<sub>7</sub> and A<sub>8</sub> will accomplish this for the RAMs, and A<sub>10</sub> and A<sub>11</sub> will do the job for the ROMs. Distinguishing among the four input/outputs can be accomplished with the last available C<sub>S</sub> pins on these devices, connecting them to different address lines as shown.

The next task is to allocate each device's addresses for use in software. The first RAM is activated when A<sub>15</sub>, A<sub>14</sub>, A<sub>8</sub>, and A<sub>7</sub> are at logic 0. Lines A<sub>0</sub> to A<sub>6</sub> will go from all 0s to all 1s, so the addresses assigned to this device are from 0000 to 007F in hexadecimal notation. Using the same procedure, the addresses of all the other devices may be determined, as shown on the right side of the worksheet. It can be seen that some parts can have several enabling addresses. This poses no problem,





6. System wiring. Wiring flow generated from the sheet of Fig. 1. Interconnections of the additional peripherals are on work sheet.

since the user controls what addresses will be used when he sets up programs in the software.

The final task is to check the microprocessor's acquisition of the interrupt vectors, which have the address range of FFF8 through FFFF shown in Fig. 4. The worksheet shows that the upper eight memory locations of the third ROM, 8FF8 through 8FFF, are for storage of these vectors. The addresses of the two devices do not correspond, but the correct logic conditions are available to select the vectors' memory locations. For example, FFF8 on the microprocessor's address bus is

equivalent to 8FF8 on the RAM (Fig. 5), due to the wiring of the bus and the chip-select pins.

With the information from the worksheet on the address bus and the relatively simple system connections for the data and control busses, it is possible to generate the complete wiring diagram of Fig. 6. Since all the chip selects on the PIAs and the ACIA have been used, it is necessary to AND the VMA with one of the address lines, as discussed. And the impossibility of overwriting data in the ROMs means that address lines with no synchronization signals are used. □

# VSMF<sup>®</sup> helps you manage change for profit...

## with a system for selecting the best components at the lowest cost.

What's "Best?" What's "Lowest Cost?" Ask engineers in design, R & D, manufacturing, QA, and purchasing, and you'll get five different definitions. As a manager, it's your responsibility to resolve those opinions into a consensus to produce a competitive product on schedule, in volume, at a profit. No small task.

But that's precisely what Visual Search Microfilm Files from Information Handling Services will help you accomplish.

VSMF<sup>®</sup> is a technical reference data system containing current product data sheets and catalogs, government and military specifications and regulations, and industry standards. VSMF keeps your engineers abreast of the most recent developments in industry and government. It also provides them with an effective means of communicating product and standards information among themselves.

Thus they can work together more efficiently to solve design and production problems.

The VSMF Integrated Circuit Parameter Retrieval Service (IC/PR) provides a good example of how problem solving efficiency is improved. To the designer, the "best component" is the one matching his ideal circuit parameters. But the production engineer maintains that "best" is the one most efficient in his

fabrication procedures. Through IC/PR—indexed by device number *and* by characteristics—they can quickly determine if a suitable component is available, and which alternative is acceptable. Trade-offs aren't so difficult to weigh when you have all the facts.



Or look at it this way. Through RFQ's, your purchasing agent finds what appears to be the best volume price. But test and standards engineers discover that though the trial shipment

meets specs, hand selection appears necessary. Using IC/PR, they can scan all the data sheets to see if other suppliers guarantee tighter specs that will eliminate this costly procedure.

These are but two, narrow examples of how VSMF will help your staff creatively manage changing technology. Likewise, they can use VSMF to better manage growing government regulations, component shortages, and fluctuating prices. So you control the

situation — with the capability to shorten lead-times, avoid production bottlenecks, and raise margins.

With more than 4 million pages of vital technical data, organized into 91 specialized microfilm libraries, IHS can put together the reference system best suited to your organization. Depending on your needs, you may select Design Engineering Services — including IC and Semiconductor Parameter Retrieval, Military Specifications and Standards Services; and Industry Standards Services — with the latest IEEE, EIA, ANSI, and UL standards.

IHS keeps this information current with regular, automatic updating, and provides a unique computer-created index that enables your engineers to find any document in a matter of seconds. In sum, it's the most complete, current, and efficient single source of technical information available.

For details on how VSMF can help your company manage change profitably, circle the reader service number below, or call IHS directly.

Information Handling Services,  
Inverness Business Park, P.O.  
Box 1154, Englewood, CO 80110. Tele-  
phone 303-779-0600, Extension 101.



**VSMF<sup>®</sup>**  
The First Place To Look



**Information Handling Services**

An Indian Head Company

E 5/27/76

Circle 117 on reader service card 117

## Two tandem pulse generators provide waveform flexibility

by Sandford Jacobson  
*Cober Electronics Inc., Stamford, Conn.*

Whether in testing components like pulse transformers or in studying how bipolar molecules behave in chemical birefringence and similar phenomena, it's necessary to use trains of bipolar pulses, with both positive and negative polarities relative to ground. The quickest and most economical method of generating these pulse sequences is by connecting two standard pulse generators in tandem, with opposite polarities.

The tandem generators can also be connected with like polarities to double the pulse width and thus double the average power delivered to a load. Series and parallel arrangements are also possible, giving twice the voltage or twice the current of a single unit.

A pair of standard 10-volt generators, such as the Datapulse 101 or the Tektronix 114, can be used to generate bipolar waveforms at low voltages. For high-voltage/high-power requirements, Cober 605-P pulse generators are excellent.

In setting them up, it is better not to use pulse trans-

**1. Bipolar testing.** Two high-power pulse generators are connected to test a pulse transformer with pulses of alternating polarity. Tandem, series, and parallel connection of pairs of generators allows a variety of useful pulse-testing arrangements.

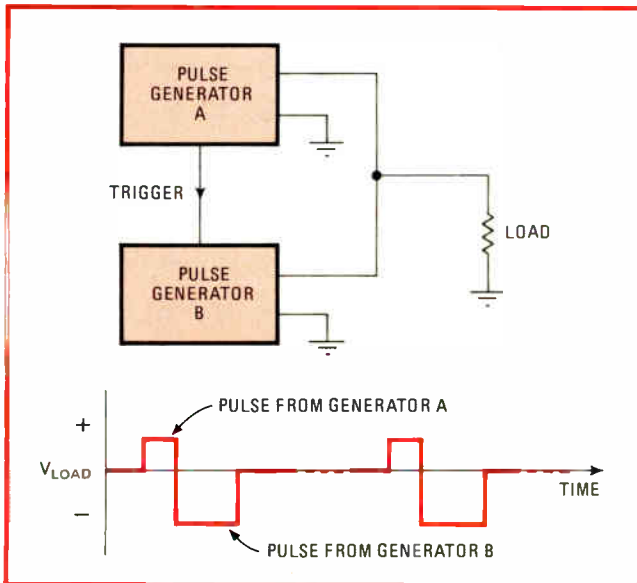
formers but to employ generators capable of providing both positive and negative outputs, or to select one generator with a positive output and the other with a negative output. Reversing pulse polarity with a transformer degrades the pulse shape, so that the waveforms are not symmetrical.

This technique for generating bipolar pulses is illustrated in Fig. 1. One generator determines the polarity, amplitude, and width of the first pulse. The other, triggered from the back edge of the first output pulse, provides the reverse-polarity pulse with its own amplitude and width. The pulse rate is determined by the first generator.

In practice, this general technique is somewhat tempered by the internal impedance of the particular generators used. The maximum outputs are obtained when the pulse generators have high internal impedance during their off stage and provide low internal impedance during their on stage. In this way, the loading effect of one generator upon the other is minimized, and maximum energy is developed across the load. The 605-P, with essentially infinite output impedance in the off state, can provide bipolar pulses of up to 2,200 volts and 11 amperes peak; each generator can produce a pulse from 50 nanoseconds to 3 milliseconds long at a duty rate of 1.5%. Figure 2 shows two of these generators applying a bipolar pulse train to a pulse transformer.

If the two generators are set so that both deliver the same polarity, and the second is triggered by the first, the output to the load is a single pulse that lasts twice as long—up to 6 milliseconds at 3% duty factor.





**2. Tandem cycle.** Here two pulse generators are connected so that the second is triggered by the falling edge from the first. If the two have opposite polarities, as shown, the resulting pulse train is bipolar. If the two have the same polarity, the pulse length is doubled.

If the two generators are set so that both deliver the same polarity and are triggered simultaneously, the output to the load is then a single pulse with current capability up to 22 A. And if the two generators are connected in series and triggered simultaneously, the output voltage may be as high as 4,400 v. The voltage isolation of the upper generator, which is not grounded, must be sufficient to withstand the sum of the voltages of the series pair.

For many applications, the two pulse generators need not be identical or of the same manufacture to be operated in these various modes. Thus, complicated waveforms can be achieved without any degradation of rise time or fall time by the hookup of pulse generators for series, parallel, or tandem operation. □

## Digital-testing glossary reflects industry usage

Robert E. Anderson  
Omnicomp Inc., Phoenix, Ariz.

Digital testing of integrated circuits and printed-circuit boards applies a wide range of programming, testing, and troubleshooting techniques. A lot of new terminology has evolved to describe many of these techniques. The definitions given in the following glossary are consistent with typical use of this terminology in industry.

### Types of testing

**Functional:** verifies correct logical operation.

**Parametric:** verifies analog parameters within specified tolerances.

**Static:** test rate is slow, relative to the operating frequency.

**Dynamic:** test rate (or timing resolution) is comparable to the operating frequency (or period).

**Truth-table:** static functional testing.

**Clock-rate:** dynamic functional testing.

**Dc:** static parametric testing.

**Ac:** dynamic parametric testing.

### Testing terminology and techniques

**Algorithmic pattern generation:** real-time generation of input test patterns during test execution according to specified procedures, formulas, or algorithms. Also refers to procedures or algorithms used in automatic-test-generation software for specific fault sets.

**Automatic test generation (ATG), automatic-test-pattern generation (ATPG):** calculation of a specific set of input test patterns with a computer program providing algorithmic and heuristic routines.

**Bidirectional I/O pins:** pins that function for both input and output.

**Comparison testing:** real-time comparison between the actual output responses of the device under test and those of a known-good reference device when the same input stimulus patterns are applied to both devices in parallel.

**Comprehensiveness:** the percentage of the faults in a specific fault set that can be detected by means of a fault program.

**Control points or pins:** input pins provided for testing or fault-isolation purposes that can control the state of internal memory elements.

**Device model, circuit model:** a set of data that logically describes the correct operation of a device or circuit.

**Digital IC (SSI, MSI, LSI):** digital integrated circuit, a monolithic group of logic elements. May be small-scale integration (e.g., gates, flip-flops, latches); medium-scale integration (e.g., decoders, adders, counters); large-scale integration (e.g., memories, microprocessors).

**Digital signature:** a numerical representation of a set of logic states, typically used to describe the logic-state history at one DUT output pin during the complete test program.

**DUT, UUT, MUT:** device, unit, or module under test.

**Emulation:** the use of hardware or software to generate in real-time the expected correct output responses for comparison to the DUT.

**Equivalent faults:** two or more faults that cause the same output responses and that cannot be isolated from the board output pins and internal nodes being monitored by the tester.

**Fault defect:** an anomaly that prevents the correct operation of the device. "Defect" and "fault" are often used interchangeably, although "fault" is the theoretical or practical result of a physical "defect."

**Fault dictionary:** a set of fault signatures, each of which indicates the probable faults that could cause the error message matching the signature.

**Fault isolation:** determining the cause of a test failure,

# The only Double-Balanced Mixers with a 2-YEAR GUARANTEE\*


featuring Hi-Rel tested diodes-

still only

# \$7.95

(500 pieces)

\$9.95 (1-49)



\*including diodes!

Yes, a two-year guarantee for DBM's is now a reality . . . made possible by an accelerated-life diode screening program adopted at Mini-Circuits.

Each Schottky diode used in Mini-Circuits' SRA-1 mixers is now preconditioned by the HTRB (High Temperature Reverse Bias) technique, previously reserved almost exclusively for semiconductors assigned to space applications. With HTRB testing, each diode is operated for 168 hours at 150°C with one volt reverse bias applied.

To screen out "infant mortality", the diodes are deliberately stressed to accelerate aging and to force time-related failure modes to take their toll. In conventional testing or "baking", the diode does not experience anywhere near the stress encountered with the HTRB program. Hence, the ability at Mini-Circuits' to locate the potentially-unreliable diodes before they are assembled into SRA-1 units. And, with double-balanced mixers, the overall reliability hinges almost entirely on the diodes used.

Yes, the HTRB procedure costs us more and screens out more devices. But our goal is to improve reliability to a level unmatched for off-the-shelf DBM's at no increase in cost to our customers. You — our customers by your overwhelming confidence in our product line have made us the number one supplier of DBM's in the world.

To earn your continuing support, we are now employing HTRB Hi-Rel testing for every diode used in the SRA-1, at no increase in cost to you. So, for the same low price of \$7.95, you can purchase our SRA-1, with a two-year guarantee, including diodes.

To ensure highest system reliability demand highest quality diodes on your source-control drawings and purchase orders. Specify SRA-1 mixers, with HTRB tested diodes from Mini-Circuits... where low price now goes hand-in-hand with unmatched quality.

#### MODEL SRA-1

Freq. range (MHz) LO - 0.5-500. RF 0.5-500 IF dc-500

Conversion loss (dB) **Typ.** **Max.**

One octave from band edge 5.5 7.5

Total range 6.5 8.5

Isolation (dB) **Typ.** **Min.**

Lower band edge to LO-RF 50 35

one decade higher LO-RF 45 30

Mid range LO-RF 45 30

Upper band edge to LO-IF 40 25

one octave lower LO-RF 35 25

LO-IF 30 20

Min. Electronic attenuation (20 mA) 3 dB

Signal, 1 dB compression level + 1 dBm

Impedance all ports 50 ohms



## Mini-Circuits Laboratory

A Division Scientific Components Corp.

**International Representatives:** AUSTRALIA General Electronics Services, 99 Alexander Street, New South Wales, Australia 2065. ENGLAND Dale Electronics, Dale House, Wharf Road, Frimley Green, Camberley Surrey. FRANCE S. C. I. E. D. I. M. E. S., 31 Rue George Sand 91120 Palaiseau. France. GERMANY, AUSTRIA, SWITZERLAND Industrial Electronics GMBH, Klüberstrasse 14, 6009 Frankfurt/Main, Germany. ISRAEL Vectronics, Ltd., 69 Gordon Street, Tel Aviv, Israel. JAPAN Densho Kaisha, Ltd., Eguchi Building, 8-1-1 Chome Hamamatsucho Minato-ku, Tokyo. EASTERN CANADA B. D. Hummel, 2224 Maynard Avenue, Utica, NY 13502 (315) 736 7821. NETHERLANDS, BELGIUM, LUXEMBOURG: Cormex, Veldweg 11, Hattem, Holland. NORWAY Datamatik AS, Ostensloven 62, Oslo 6, Norway.

**US DISTRIBUTORS:** NORTHERN CALIFORNIA Cain White & Co., Foothill Office Center, 105 Fremont Avenue, Los Altos, CA 94022 (415) 948 6533; SOUTHERN CALIFORNIA, ARIZONA Crown Electronics, 11440 Collins Street, No. Hollywood, CA 91601 (213) 877-3550

For complete product specifications and U.S. Rep. listing see MicroWaves "Product Data Directory," Electronic Designs' "Gold Book" or Electronic Engineers Master "EEM"

837-843 Utica Avenue, Brooklyn, NY 11203  
(212) 342-2500 Int'l Telex 620156  
Domestic Telex 125460

- typically by identifying a defective component or process failure on a board.
- Fault-isolation resolution:** the average number of components to which a fault can be isolated.
- Fault model:** a set of data that logically describes the operation of a device or circuit containing one or more faults.
- Fault set:** a group of all faults of specific types.
- Fault signature:** a particular output response or set of responses generated when a test program is executed on a device containing a fault. A typical fault signature consists of the incorrect output-pin numbers and the test step number at which a test program first detects a fault.
- Forward-trace, Reverse-trace:** particular algorithms used by automatic-test-generation software.
- Functional board tester:** a tester that verifies the correct logical operation of a logic board by applying test patterns at the board-edge connector. The output responses usually are monitored at the connector, although some test points may be used.
- Gray-code test patterns:** A sequence of input patterns in which only one input pin changes state at each test step.
- Guided probe, guided clip:** a fault-isolation technique in which the test system automatically displays the next mode or IC that the operator should probe or clip. The system leads the operator along a path back from a faulty output pin to the location of the fault. A software algorithm uses stored interconnection information and expected responses at each node to determine the next node to be probed.
- In-circuit tester, bed-of-nails tester, in-situ tester:** a tester that checks the individual components on a board using a fixture that provides access to each node of each component. Used to test for short and open circuits on bare boards, correct values of analog components (using a guarding technique), and correct functions of individual ICs (using a pulsing technique).
- Indeterminate (X) state:** the unknown logic state of a memory element caused by critical races or oscillations, or existing after power is applied and before initialization. Some simulators can model indeterminate states and typically assign an X to indicate an indeterminate state.
- Initialization:** applying input patterns to a logic circuit so that all internal memory elements achieve a known logic state.
- Input pins:** the terminals of the device to which input logic signals may be applied.
- Input/output pins, I/O pins:** the set of input pins and output pins on the device.
- Input-stimulus pattern, input pattern, input-test vector:** the set of logic states applied to the DUT input pins during a particular time period.
- Interface adaptor, device adaptor:** a unit that provides a mechanical and electrical interconnection between the tester and the device under test may include special stimulus, measurement, load, and switching circuitry unique to a device or family of devices, but is not provided in the tester.
- Internal node:** a junction between internal logic elements within an IC.
- Known-good device, known-good board:** a reference device or board that is presumed to function correctly.
- Logic circuit, logic board, logic-circuit board:** an assembly containing a group of interconnected digital ICs.
- Logic element:** a unit that performs a basic logical function (e.g., a single OR gate).
- Logic states, logic signals:** the binary (1 or 0) values at the nodes of logic elements and ICs at a particular time.
- Manual analysis, manual test programing:** the generation of input and output test patterns by a test engineer or technicians who studies the function or structure of a logic circuit.
- Node:** a junction between interconnected ICs on a logic board.
- Output pins:** the terminals of the device at which its output logic signals may be obtained.
- Output response pattern, output pattern, output test vector:** the set of logic states produced at the output pins of the device under test during a particular time period.
- Pseudorandom patterns:** a repeatable sequence of input test patterns that appears statistically random.
- Signature-testing:** comparison of the actual output digital signatures, such as transition counts, with the expected correct signatures recorded from a known-good device.
- Simulation, digital simulation:** modeling of the operation of a logic circuit by a computer program containing device models and topology information about their interconnections.
- Skew:** the time difference between the logic-state changes on different input pins within a particular test pattern.
- Stuck-at-1, stuck-at-0:** a particular fault model in which a faulty node remains at a logical 1 or 0 state, regardless of the inputs applied.
- Stored-response testing:** comparison of the actual output responses of the DUT with the expected correct output responses stored within the tester. The expected correct responses can be recorded from a known-good device or determined by manual analysis or software simulation. Stored-response testing often implies storage of the actual logic states, although such digital signatures as transition counts could be the stored responses.
- Test pattern, test step, test vector:** the input and output patterns valid during a particular time period.
- Test points or pins:** output pins provided for testing or fault-isolation purposes that can monitor the nodal responses.
- Test program:** a particular group of test sequences or test patterns.
- Test sequence:** a group of test steps or test patterns.
- Transition counts:** a particular digital signature used in logic-board testing.

---

Engineer's notebook is a regular feature in Electronics. We invite readers to submit original design shortcuts, calculation aids, measurement and test techniques, and other ideas for saving engineering time or cost. We'll pay \$50 for each item published.

# The In-Baud Out-Baud Chip

A complete Dual  
Baud Rate Generator  
on a single chip.



The SMC Dual Baud Rate Generator, COM 5016, gives you all the data communication frequencies you need. It's so versatile that it can provide any two of 16 program (or switch) selectable outputs simultaneously, plus:

- On-chip crystal oscillator, or external frequency input
- 2X 16 standard asynchronous/synchronous baud rates
- Direct UART COM 2017/USRT COM 2601 compatibility
- Reprogrammable ROM allows generation of other frequencies
- TTL-MOS compatibility
- On-chip pull-up resistors
- 18-pin DIP package

Now, with the SMC COM 5016, the data communications equipment designer has an economical alternative to existing design approaches. But that's what you expect from SMC, the company that developed the state-of-the-art COPLAMOS™ process for manufacturing reliable N-channel MOS/LSI circuitry.

If you're into computer peripherals and data communications equipment design, SMC has a lot to offer. The COM5016 is just one of our many standard products, which include UART's; USRT's; Keyboard Encoders; and Character Generators to name a few. For complete information on any of our standard LSI products or to investigate our custom circuit capabilities, call us.



## SMC Microsystems Corporation

35 Marcus Boulevard, Hauppauge, N.Y. 11787 (516) 273-3100 TWX-510-227-8898

**Distributors:** CALIFORNIA NESCO (213) 391-6294 □ ILLINOIS MAR-CON (312) 675-6450 □ MARYLAND TULLY (301) 788-4200 □ MASS RC COMPONENTS (617) 273-1860  
MICHIGAN SHERIDAN (800) 582-7027 □ MISSOURI SHERIDAN (314) 837-5200 □ NEW YORK (Metro) NASCO (516) 422-945C  
NOREL COM (516) 249-7262 (Buffalo) OSSMAN (716) 832-4271 (Kingston) OSSMAN (914) 338-5505 (Rochester) OSSMAN (716) 442-3290 (Syracuse) OSSMAN (315) 454-4477  
(Vestal) OSSMAN (607) 785-9949 □ OHIO SHERIDAN (800) 582-7027 □ PENNSYLVANIA (Western) SHERIDAN (412) 249-1640  
(Eastern) QED (215) 925-8711 □ TEXAS QUALITY COMPONENTS (214) 387-4949

AUSTRALIA A J FERGUSON PTY 516895 □ CANADA (Ontario) Westborn (416) 789-4181 (Quebec) Future (514) 735-5775 □ FRANCE TEKELEC AIRTRONIC  
JAPAN TEIJIN TAPCO (516) 4670-3 □ WEST GERMANY EEP 0611-550-289



## Designation points the way toward IC standardization

At last, official help has arrived for the harrassed circuit designer trying to beat the specsmanship game played by some IC manufacturers: a new two-level 12-digit designation system for microelectronic devices. Developed by the Joint Electron Devices Engineering Council for Solid State Products, the new system's first level classifies devices according to manufacturers' published data sheets.

**The optional second level is the key because it lists devices based on data format precisely defined, developed, and controlled by the industry.** If enough suppliers participate, it could lead to some measure of device standardization and interchangeability. The system is described in EIA standard RS-428, priced at \$1.50, and Jedec Publication No. 93, priced at \$4. Both are available from the Standards Sales Office, EIA, together with a free Index of EIA and Jedec Standards and Engineering Publications.

## Oven indicates how mounted parts can withstand heat

To help predict early component failures or derate components that run hot, equipment designers often need to know how components on a printed-circuit board will react to high temperatures. An accessory to the Inspect system, made by Vanzetti Infrared & Computer Systems, Canton, Mass., could ease the problem. The new accessory is an environmental oven that fits in the target area of the Inspect system. **The automatic test system develops an infrared signature for each part.**

The oven is energized by using a feedthrough connector, and its top side is transparent to IR radiation. The pc board is placed in the oven and scanned; the system then plots and prints out individual component temperatures as they rise. The operator can set the temperature in the oven to any level above room ambient, up to 100°C. **Component temperatures can be measured either in absolute values, or as gradients above oven ambients.**

## Magnetic ink flows through needles to mark IC chips

A new magnetic ink is just right for marking IC chips after wafer sawing. This ink, made of a magnetic liquid called Ferrofluid, overcomes the big headache of older magnetic inks—their large particles clog the fine inking needles needed for chip marking. But the Ferrofluid ink—originally developed for magnetic rotary seals—has nonsettling microscopic particles that pass cleanly through even the finest syringe needles. **For details, write to Dexter Howe, product manager, Ferrofluidics Corp., 144 Middlesex Turnpike, Burlington, Mass. 01803.**

## Radio reference adds optical data for communications

Designers who've grown up on the ITT "Reference Data for Radio Engineers" will want to check out the new edition of their old friend. Reflecting the new interest in optical communications, the reference book, which is packed full of design information dear to the hearts of radio engineers, has been beefed up with two new chapters on optoelectronics and optical communications. **Included are fresh data on optical transmission, fiber optics, detectors, sources, modulation techniques, and so on.** The 48-chapter tome, published by Howard W. Sams and Co., is now available in all the technical-book stores.



NCC NCC NCC NCC NCC NCC NCC NCC

## Networking of computers and data security highlight NCC

---

Optimism prevails at show that boasts 300 exhibitors and 126 technical sessions, 'something for everyone'

---

by Stephen E. Scrupski, *Computers Editor*

□ The National Computer Conference precedes the Democratic National Convention in New York by about a month. And, with business conditions steadily improving, "Happy Days Are Here Again" could just as well be the conference theme song. About 300 exhibitors will be showing their wares at the New York Coliseum for four days, starting June 7.

Conference chairman Carl Hammer, senior scientist with Sperry Univac, is similarly bullish on attendance—he expects a crowd of 50,000 computer designers and users. And program chairman Stanley Winkler, of IBM Corp., says there will be something for everybody in his 126 technical sessions, which will be covered in a 1,124-page proceedings to be distributed at the conference.

In the exhibit area, 930 booths will take up the first three floors of the Coliseum (Nepcon, the National Packaging and Production Conference, will be running simultaneously on the fourth floor). Visitors may view the latest equipment from such manufacturers as IBM, which will be showing a variety of terminals—including the 3660 supermarket system and 3600 financial system—that demonstrate the use of SDLC (synchronous data-link control communications protocol and the new SNA (systems network architecture). Sperry Univac is presenting a new line of intelligent terminals, and Data General is demonstrating its new microprocessor-based MicroNova minicomputer. In addition, many exhibitors are expected to accept the invitation to connect their terminals into the Telenet network for a special demonstration. Visitors will be invited to actually operate the various terminals, which are connected to timesharing organizations over the packet-switched network.

The technical sessions, to be held in the New York Hilton and the Americana Hotel, one block west on 52nd Street, have been organized into special-interest "tracks," to minimize those frustrating overlaps where two simultaneous sessions tantalize the visitor with papers on related topics. Of interest to designers will be the sessions on storage systems, computer security, networks, modular computer design, and microprocessors.

### Talk about storage

The economics of charge-coupled-device memories will be analyzed in the session on storage systems, which is chaired by John C. Davis of the Department of Defense, Fort Meade, Md. The cost of running a CCD-memory system for one year could in some cases equal its initial cost—a dubious state of affairs, maintains S. L. Rege of Burroughs Corp., Piscataway, N.J.

Rege notes that CCDs can be designed to operate in



suggest some form of scheduling for production, based on either a software or hardware monitor.

**A question of security**

Since computer fraud is on the rise, several sessions are devoted to data security in general and cryptography in particular. From Donald Heaton, Collins Radio Co., Richardson, Texas, comes a paper on a new MOS-LSI chip that enciphers and deciphers data in accordance with the National Bureau of Standards' proposed cryptographic standard. The chip, mounted in a 40-pin package, takes in a 64-bit block, 8 bits at a time, which it reassembles into a 64-bit word in its input buffer and then passes over a path 64 bits wide to the encryption-algorithm section.

Finally, the word exits through the output buffer, 8 bits at a time. Since the chip can handle data at a rate of 1.6 megabits per second, it takes about 40 microseconds to process all 64 bits. Heaton says the device is aimed at such commercial applications as banking and point-of-sale terminals. For those systems that must have physical separation between cipher-key paths and normal data paths, the key can be entered 8 bits at a time and stored in 56-bit registers.

The key to a code can all too easily fall into the wrong hands. But in multi-user cryptography, suggests Martin Hellman of Stanford University, a key could be replaced altogether by an unforgeable, message-dependent signature. In the paper he coauthors, Hellman describes how a user can code his unique signature into all his messages so that the person receiving them can identify their source with certainty but cannot, by comparing two messages, decode the signature for himself—its message dependence keeps it opaque to him and hence unforgeable. Hellman foresees uses for the technique in signing contracts and in customers' buy and sell orders for stocks.

**What's new in network design?**

Of major concern to designers of a computer network is the operating system—the software that pulls the network together and allows even the unsophisticated user to perform standard jobs without understanding the process in detail. At the session on this subject, chairman Stephen Kimbleton, computer scientist at the National Bureau of Standards, Gaithersburg, Md., plans to lead off with an overview. The early Arpanet, he points out, was built by scientists and engineers well versed in scientific calculations and thus able to adjust for differing data protocols. But users of commercial networks,

being less expert in computer techniques, will have to be provided with automatic translators.

Following Kimbleton's paper, Nan Shu of IBM, San Jose, Calif., will cover the problem of transmitting business records, with their highly structured information, between computers that have different input-data requirements. James White of Stanford Research Institute will then present a technique by which a computer at one node can automatically call up a computer at another remote node and get it to perform a subroutine as if it were in the same location. The user could do this himself, by opening up the communications path, sending the data, and then telling the remote computer what to do with the data. But for true network operation, such functions should be performed automatically. White says he has demonstrated with a prototype system, based on a single computer, that such automatic operation is possible. His system sends information out to a buffer and takes it back in as if it were coming from a second, remote source.

Packet-radio and satellite networks get a session of their own. The chairman is Frank Kuo, presently on leave of absence from the University of Hawaii and serving in the Department of Defense as assistant director of telecommunications. Kuo also is a coauthor of a paper from the group at that university working on the Aloha packet-radio network. The paper will discuss the user's problems of splitting capacity in a network that has both a satellite link and a ground link. The satellite component offers large bandwidth at low cost but long delays, while the ground component has high cost per unit-bandwidth but less delay. Thus, for a fixed budget and a fixed amount of data, the user must allocate the capacity between the two links appropriately.

Another packet network, which has been in operation for about two years at Xerox Corp.'s Palo Alto Research Center, will be described by Robert Metcalfe, director of technical planning at Transaction Technology Inc., Los Angeles. Though called Ethernet, after the substance that was once believed to carry radio waves, the network in fact uses coaxial cable rather than radio. But the name is at least partly justified by the fact that the network was substantially modeled after the Aloha system. The cable, between 1 and 2 kilometers long, carries information at about 3 megabits per second between upwards of 100 computers of varying types, including about 30 Data General Nova 800s. Metcalfe says that Xerox personnel now regularly use the network for many office functions, like text manipulation and printing, while programers also use it for program develop-



ment. Many of the computers are, in fact, personal units on the users' desktops. Metcalfe also says that a "gateway" has been installed to give a user at his desk full access to the facilities of Arpanet.

Efforts to build a gateway between the Arpanet and another packet-switched network, such as one that uses a communications satellite, are also preoccupying Bolt Beranek, and Newman Inc., says the Cambridge, Mass., firm's Virginia Strazisar. With such a gateway, the user on one network could gain full access to the distributed computing power of the other network. BBN now is operating a gateway that interconnects the Arpanet with a simulation of a packet-radio network at Stanford. For developmental purposes, Strazisar says, BBN simulated the Stanford network with cables, but the gateway could easily be installed for actual work at Stanford.

At the session on modular computer design, Jack Dennis of the Massachusetts Institute of Technology, Cambridge, Mass., will discuss a pet idea of his—the design of computers to achieve a modular structure of software. Today, he says, systems can be put together out of minicomputers or microcomputers in such a way that the programming job can be separated into subtasks, which yield independent modules that run on the individual hardware modules. Computer systems implemented in this way are certain to have greater performance and reliability, at least for the near term, than systems based on conventional large-scale processors.

In another paper, Hanan Potash, staff member at Technology Marketing Inc., Costa Mesa, Calif., will describe how he moves from his logical concept of a hardware computer module to its final physical realization. As an example of his approach, he'll use a Systems Engineering Laboratories SEL-32 computer, for which his company provided the blueprint and he was the prime design engineer.

#### **In a minor key**

Microprocessors are receiving less attention than at past conferences—only two sessions directly concern them. One is a general panel on microprocessor systems, and the other has three papers that cover software, support tools, and a bowling-alley scoring system.

In the first of these papers, Richard Sell, Motorola Data Products, Carol Stream, Ill., will concentrate on the importance of human engineering in software design—usually the main design job with a microprocessor, he points out. If the system involves a user keyboard, for example, it's up to the designer to decide which of the many ways available to perform a given

### **Figures, fees, and phones**

This year's National Computer Conference, June 7 to 10, in New York City intends "to provide the computer specialist, user, or data-processing manager with an intensive program aimed at increasing professional skills and enhancing the cost-effective utilization of computer power." To reach that objective, the program committee has scheduled a series of eight professional-development seminars in addition to 126 technical sessions. The seminars will cover such topics as computer networks, design of on-line systems, micrographics in data processing, and structured design.

There are about 50% more technical sessions than the 85 offered last year at Anaheim, Calif. The 930 booths this year represent 114 more than last year, and the 300 exhibits are 31 more than last year. What's more, the attendance is expected to hit 50,000, compared with the 33,000 to 34,000 last year.

The advance full-conference registration fee, which includes a copy of the proceedings, is \$60, but advance registration for any single day of the conference, including exhibits, is \$25. To obtain additional information on the conference, write '76 NCC, c/o Afips, 210 Summit Ave., Montvale, N. J. 07645, or telephone (201) 391-9810.


function will be easiest for the user. Such human engineering for software differs from human engineering for hardware, which relates to matching the hardware to physical operations.

The one paper on microprocessor applications covers an automatic scoring system for bowling built by AMF Inc., Stamford, Conn. The system, described by AMF's Reg Kaenel, uses the Motorola M6800 microprocessor and displays on two CRTs such information as the names of the upcoming bowlers, the lane side on which each is to bowl, the full frame-by-frame bowling score, and the final score, including the handicap, for each bowler. The microprocessor also drives a thermal printer for permanent records. The system uses the M6800 with three peripheral interface adapters, one asynchronous communications interface adapter, and five read-only memories, each of which holds 2,048 8-bit words. □

# Take a close look at the

## SPECIFICATIONS

Range	Accuracy	Input Impedance	Resolution	Max Cont Overload	Resistance	Measuring Current
<b>DC Volts</b>						
1V	0.3%±1 Digit	10Mohm	1 mV	250V	1K 1.0%±1 Digit	1 mA
10V	0.5%±1 Digit	10Mohm	10 mV	1000V	10K 1.0%±1 Digit	100 μA
100V	0.5%±1 Digit	10Mohm	100 mV	1000V	100K 1.0%±1 Digit	10 μA
1000V	0.5%±1 Digit	10Mohm	1 V	1000V	1000K 1.0%±1 Digit	1 μA
					10,000K 5.0%±1 Digit	
<b>AC Volts</b>			<b>Frequency Range</b>	<b>Max Overload</b>	<b>OPERATION</b>	
1V	0.7%±2 Digits	10 Mohm/40pF	20Hz-1kHz	200V	<b>Power:</b>	
10V	1.0%±2 Digits	10 Mohm/40pF	20Hz-1kHz	500V	Internal battery or AC-DC converter. (Converter can charge battery.)	
100V	1.0%±2 Digits	10 Mohm/40pF	20Hz-1kHz	500V	<b>Input Terminals:</b>	
1000V	1.0%±2 Digits	10 Mohm/40pF	20Hz-1kHz	500V	A positive voltage to the red terminal with respect to the black one will give a positive reading.	
<b>DC Current</b>			<b>Resolution</b>		<b>Function</b>	
1mA	0.5%±1 Digit	1 Kohm	1 μA	1A (Fused)	The MM 200 will measure AC and DC volts, AC and DC current and resistance. Ensure correct function selection before connecting input.	
10mA	0.5%±1 Digit	100 ohm	10 μA	1A (Fused)	<b>Range:</b>	
100mA	0.5%±1 Digit	10 ohm	100 μA	1A (Fused)	The four range multipliers 1, 10, 100 and 1000 are selected by pressing the appropriate button—the decimal point will be automatically positioned. In the 10,000K resistance range, all the range buttons are released.	
1000mA	1.0%±1 Digit	1 ohm	1 mA	1A (Fused)		
<b>AC Current</b>			<b>Frequency Range</b>			
1mA	1.0%±2 Digits		20Hz-1kHz	1A (Fused)		
10mA	1.0%±2 Digits		20Hz-1kHz	1A (Fused)		
100mA	1.0%±2 Digits		20Hz-1kHz	1A (Fused)		
1000mA	1.5%±2 Digits		20Hz-1kHz	1A (Fused)		



# \$99.95 LSI DMM.

**Readout Height:**  
0.3"

**Reading:**  
2½ per second DC and KΩ

**Temperature Coefficients:**  
DC ranges 0.03% per °C  
AC ranges 0.05% per °C  
Resistance ranges 0.05% per °C

**Operating Temperature Ranges:**  
0° to +50°C

**Power Consumption:**  
100 mA approximately

**Size:**  
Height 3.4" 8.64cm  
Width 10.0" 25.4cm  
Depth 12.0" 30.48cm  
including knobs, feet, and handle  
extended

**Weight:**  
3.2 lbs. w/battery 1.45Kg  
2.35 lbs without battery 1.07Kg

When you get all that performance in a reliable, low cost DMM, it's no fluke. It's LSI, the most advanced technology, and the capabilities/cost combination spells doomsday for analog meters and the lesser DMMs. AC/DC converter powers the unit or charges its battery (optional) for more than 8 hours independent operation. Full year free replacement for any reason. And 10 days return option if for any reason you're not completely satisfied. Call or send the coupon for immediate shipment. De Forest Electronics, a subsidiary of DuMont Oscilloscope Laboratories, 40 Fairfield Place, West Caldwell, New Jersey 07006. In New Jersey call (201) 575-8670. Toll free 800-631-1043.

**Let me see it.** If I'm not impressed, I can return it in 10 days for a full refund. My check or authorization to charge to my credit card account is enclosed.

Please send \_\_\_\_\_ MM 200 LSI DMM with AC/DC converter @ \$99.95

\_\_\_\_\_ rechargeable battery @ \$15.00

Add \$4.90 per unit for shipping and handling

Name \_\_\_\_\_ Please print

Title/Mail Stop \_\_\_\_\_

Company \_\_\_\_\_

Street \_\_\_\_\_

City \_\_\_\_\_

State \_\_\_\_\_ Zip \_\_\_\_\_

Enclosed is my check or money order for \$ \_\_\_\_\_

Charge to my credit card account:

American Express  Master Charge

Acct. No. \_\_\_\_\_

M.C. Bank No \_\_\_\_\_ Expiration date: \_\_\_\_\_

Signature \_\_\_\_\_  
De Forest Electronics, 40 Fairfield Pl., West Caldwell, N.J. 07006

Made in U.S.A.

N.J. residents add sales tax.

Circle 129 on reader service card



**Now! The readable  
7/8-inch dial...  
a fitting mate for our 7/8-inch pot!**



### **The New Spectrol Model 16 Dial**

**Interchangeable with competitive 7/8-inch dials — and much easier to read — it's a fitting mate for our Model 534, the industry's best low-cost multi-turn pot. Call or write for more information.**



**SPECTROL ELECTRONICS GROUP**

**UNITED STATES Spectrol Electronics Corporation 17070 E. Gate Avenue, City of Industry, Calif. 91745, U.S.A. • (213) 964-6565 • TWX (910) 584-1314**

**UNITED KINGDOM Spectrol Reliance Ltd. Drakes Way, Swindon, Wiltshire, England • Swindon 21351 • TELEX: 44692**

**ITALY SP Elettronica spa Via Carlo Pisacane 7, 20016 Pero (Milan) Italy • 35 30 241 • TELEX: 36091**

Circle 130 on reader service card



## New products

NCC NCC NCC NCC NCC NCC NCC NCC NCC NCC NCC



# Products make computers easier to use and manage

NCC NCC

## Double-density diskette, auto-loader make debut

Since flexible disks entered the data-processing market a few years ago, improvements have come along at a rapid pace. Examples include double-density recording techniques for more data on a disk and better ways to transfer data from disk to a system memory. Two products from General Systems International Inc. continue this trend.

Designed to operate either in tandem or as stand-alone units, they are a flexible-disk drive designed for both double-density and single density recording and a random-access loader that automates the transfer of data from standard diskettes to the user's system memory.

In double-density applications, the GSI-110 flexible-disk drive accommodates up to 6.4 megabits of data on one side of any standard diskette. It may be adapted to either modified frequency-modulation encoding or the less efficient modified-squared frequency modulation used by older controllers. Single-density recording provides up to 3.2 megabits of data storage. Although designed for double-density operation, its single-density feature allows those with older controllers to use it while upgrading.


The GSI random-access unit auto-

matically loads and unloads up to 32 standard diskettes from an attached positioning magazine into the model 110 flexible-disk drive. It has a maximum capacity of 1,024 megabits of data from the 32 diskettes. After the diskettes are loaded into the disk drive, total time for transfer of data to a system memory for each diskette can be as short as 2.5 seconds, with the average being 3.9 s. Under direction of the system controller, diskettes may be selected randomly from the

magazine and rearranged after unloading, as necessary. The random-access loader, which fits into a standard 19-inch rack, measures 25.6 by 15.4 by 17.7 inches. The magazines are enclosed to protect the diskettes.

Price of the disk drive is \$500 in quantities of 100, and delivery time is 30 days. The loader, which sells for \$3,000 for single units, will be available in the third quarter.

General Systems International Inc., 1440 Allec St., Anaheim, Calif. 92805. Phone (714) 956-7183 [363]



NCC NCC

## Formatter shapes up tape signals

A **tape-controlled** formatter developed by Datum Inc. provides complete operating, formatting, and

control signals between industry-standard tape drives and all major minicomputer models. The model

5191 is called a quad-density controller because it handles up to four separate tape densities at the same

## New products

time. It offers individually driven ports for four transports in any combination of seven or nine tracks, nonreturn-to-zero (NRZ) or phase-encoded data density from 200 to 600 bits per inch, and tape speed from 12.5 to 200 in. per second.

The quad-density unit consists of two circuit boards. One interfaces with different computer families, and the other provides formatting logic for tape drivers compatible with ANSI and IBM formats. In contrast to conventional controllers that use daisy chain, or serial, output, the Datum model 5191 has separate, parallel outputs for each drive. Parallel operation allows a mix of different tapes on one formatter. Data densities are individually software-controlled or switch-selectable from the front panel. Power, selection,



parity, and density are displayed.

In operation, the unit's NRZ section generates and checks error-detecting codes, and the phase-encoded section contains logic for function-generating. Timing restrictions on data transfers are eliminated by 64-byte write/read buffers. A quartz crystal oscillator is the timing reference.

The model 5191 measures 3.5 in. high by 17.2 in. wide and 17.79 in. deep. Power required is 105 to 230 volts at 47 to 400 hertz. Unit prices start at \$5,400 and vary with mini-computer and cabling options. Delivery time is 30 days.

Datum Inc., Peripheral Products Division, 1363 S. State College Blvd., Anaheim, Calif. 92806 Phone (714) 533-6333 [364]

NCC NCC

## Bipolar MPU is heart of minicomputer

The Harris Computer Systems division will introduce a high-performance, medium-scale addition to its line of Slash computers. The new computer, which contains bipolar microprocessor circuits and MOS memory, is software-compatible with other Slash computers already in the field. The new Slash 6 computer, aimed at real-time applications, fits between the company's recently-introduced Slash 7 Super-Mini and the Slash 4.

The Slash 6 is designed around a high-performance, 4-bit, bipolar microprocessor. Direct-memory-access channels accommodate high-speed devices, such as disks and magnetic tape equipment, and a programed input/output channel handles lower-speed devices. The I/O struc-

ture permits the sharing of peripherals in multiple central-processing-unit configurations.

An optional scientific-arithmetic unit is offered for high-speed floating-point operations. Its instruction set includes double-precision, square root, and inverse arithmetic functions, in addition to floating-point-to-integer and integer-to-floating-point conversion.

The MOS memory is made up of 4-kilobit RAM chips, which permit packaging of 48 kilobytes on a single printed-circuit board. The memory is expandable in 48-kilobyte increments to a maximum of 768 kilobytes. Single-bit error correction by means of a 5-bit code is standard for the MOS memory, and battery backup is optional.

Software includes the disk monitor system, which offers a concurrent foreground/background capability, and three other operating systems: disk, tape, and resident. The other elements of the software system include six languages, six support systems, a system utility package and, optionally, three remote-job-entry support packages. In addition, OEM users may develop their own dedicated application software.

The Slash 6 with 48 kilobytes of MOS memory is priced at about \$14,500.

The new computer is expected to be ready for deliveries in August. Harris Corp., Computer Systems Division, 1200 Gateway Drive, Fort Lauderdale, Fla. 33309 [367]

NCC NCC

## Monitor catches power glitches

Fast transients, line surges, dips and anomalies on critical mainlines supplying power to sensitive electronics equipment are virtually everyday events. In complex computer installations, particularly, it is important


to rapidly determine if data inconsistencies (glitches) were caused by external power disturbances or were due to some internal malfunction in the computer.

To serve the needs of computer


customers in particular, Programmed Power Inc. is introducing its model 3500 automatic power-line-disturbance monitor. It incorporates line-monitoring and a capability for detecting the direction

# ANOTHER MYTH EXPLODED:

**All solenoids are NOT created equal.**



No 28  
Solenoid



**New Uni-Guard II molded bobbin and coil covers** are Valox® 420 SE-O... to meet or surpass all U/L and CSA component recognition requirements; also meet tough U/L flammability spec 94V-0.

**New Uni-Guard II construction** minimizes wear by holding concentricity between plug and plunger... and minimizes double seating.

**New Uni-Guard II coil cover** gives snug, protecting fit, yet leaves space for addition of thermal cutouts or diodes.

**Dual endplates** on model shown improve mechanical strength and magnetic efficiency.

**Bright Nickel plated plunger** for low friction, corrosion resistance.

**Lugs** are press fitted and ultrasonically welded to bobbin to withstand eight pound pull test.

**Endplates** are swage formed and staked to field piece to provide continuous magnetic flux field for most efficient operation.

**Only Guardian solenoids have new Uni-Guard® II molded bobbin and coil covers** that give you savings of up to 25%... with at least 25% longer life. How long? Up to 5 million operations. This new construction is now available on nearly all Guardian box frame and U-frame solenoids. Including pull type, push type and solenoid switches. All have .187" or .110" QC lug or solder lug termination for easier, faster, less expensive installation. And Guardian has more types available from stock than anyone else.

Variations and options? Get them from Guardian. Return springs, plunger configurations, anti-bottoming or silencers, voltages, termination, mounting, coil finishes... you spec it and Guardian's ready to produce it.

**Let the Guardian Angel show you why Guardian is No. 1 in solenoids.** Send for your free copy of this 72 page catalog.



This mark indicates recognition under the component program of Underwriters Laboratories, Inc.

# GUARDIAN®

GUARDIAN ELECTRIC MANUFACTURING CO.

1566 West Carroll Ave., Chicago, Illinois 60607 • 312/243-1100

# A new low for on-board programming.

AMP introduced the DIP switch to solid-state electronics. Now we've gone still further. AMP's new *low-profile* DIP switches are as low as you can get. You can use them to program ICs right-on-the-board without remote wiring. And sandwich boards in less space, to cut packaging costs.

With our new, low-profile DIP switches, cleaning boards is easier than ever. Simply place our protective covers or pieces of tape on the switches and you can clean complete boards without damage.

We're the people who developed and perfected DIP switches—a whole family of them—including our innovative, pluggable Hexadecimal Rotary Switch. Our experience is broader and deeper than anyone's. At AMP we'll have the right answers for your applications.

## Bright new lights.

Unique LED DIP switches are available in SPST "on" or "off" as well as momentary-contact types. They permit rapid, visual circuit test, fault indication and programming verification. Plus, for the first time, they permit DIP packaging of LEDs.

Rockers are detented to avoid accidental actuation. Switch leads and LED leads are terminated independently for circuit connection versatility.

There's nothing quite like new AMP LED DIP switches. For more details on them, or the new AMP low-profile DIP switches, call (717) 564-0100. Or write AMP Incorporated, Harrisburg, PA 17105.

AMP is a trademark of AMP Incorporated.

Circle 134 on reader service card


# AMP

INCORPORATED

SEE US AT  
BARCELONA AUTOMAT SHOW

World Radio History





## New products

of transients as in the form's earlier systems—the model 3200 and 3400 families. It also has automatic operation, a wide test range, and fast operation.

According to president Lee Cooper, the 3500 automatically monitors standard single-phase and three-phase ac power mains covering 50 to 600 volts ac for overvoltage, undervoltage, and fast transients or spikes. When connected for three-phase monitoring, each is monitored individually, and data on each disturbance is recorded by hard-copy printout.

Time-of-day information with one-second resolution is also printed out to correlate the time of line disturbances and equipment malfunctions. Printouts occur when any disturbance is detected and when overvoltages and undervoltages terminate. Special printouts are available on command from the user.

A front-panel digital voltmeter display is used to set voltage levels. A digital memory accumulates the number of disturbances per phase to ensure against loss of data during any printout cycle. An uninterruptible power supply is standard to keep the model 3500 alive and monitoring at all times, including complete blackouts.



Threshold-level settings and other status data are recorded in black printouts, and disturbance data is printed in red. A visual and audible alarm is activated on the detection of any disturbance. Maximum voltage deviations for overvoltages and undervoltages and peak transient voltages are detected and recorded in the printout.

Options include frequency error detection for 50/60 hertz and 400/415/441 Hz, transient-direction detection, transient duration, dc voltage monitoring, binary-coded-decimal output terminal, external alarm terminal, and rack-mounting hardware. Price is \$3,800 to \$4,000 for the basic configuration.

Programmed Power Inc., 141 Jefferson Dr., Menlo Park, Calif. 94025 [365]

**NCC NCC NCC NCC NCC NCC NCC NCC NCC NCC NCC NCC NCC**


## OCR wand reads alphanumeric

A hand-held wand optically recognizes characters for direct digital input to data-processing systems of readable information such as routing slips, point-of-sale merchandise, and process-control forms. The system reads a total of 26 characters: 10 alphabetic characters, 10 numbers, and six special characters of the OCR-A code. As an option, the wand can also handle 24-character OCR-B subset-1 (ECMA-11, 1971). And it can be supplied with parallel or EIA RS232C interfaces.

The wand, which contains a self-scanned photo-diode array and a preamplifier, delivers an analog signal to its supplementary electronics module. The electronics module

converts the inputs to digital form by means of custom MOS circuitry and a Fairchild F-8 microprocessor.

The MOS logic recognizes the characters, and the F-8 performs the last few steps of the conversion process. Although the F-8's programability allows some customization for individual users, its primary benefit is going to be one of cost, say the



### EUROPE

**Austria** — AMP Austria, Branch of AMP Deutschland GmbH, Markgraf-Ruediger Str. 6-8, 1150 Vienna. Phone: 924191/92

**Belgium** — AMP Belgium, Branch of AMP-Holland B.V., Rue de Brabant 62-66, Brussels. Phone: 322.17.55.17

**France** — AMP de France, 29 Chaussée Jules-César, Boite Postale No. 39, 95301 Pontoise France. Phone: 030 82 20, 030 92 30

**Germany** — AMP Deutschland GmbH, Ampèrestrasse 7-11, 607 Langen, B. FFM., West Germany. Phone: (06103) 7091

**Great Britain** — AMP of Great Britain Limited, Terminal House, Stanmore, Middlesex, England. Phone: 01-954-2356

**Holland** — AMP Holland B.V., Papierstraat 2-4 's-Hertogenbosch, Holland. Phone: (04100) 25221

**Italy** — AMP Italia S.p.A., Via Fratelli Cervi 15, 10093 Collegno (Torino), Italy. Phone: 785-656

**Spain** — AMP Española, S.A., Apartado 5294, Pedro IV, 491, 495, Barcelona 5, Spain. Phone: 307-75-50

**Sweden** — AMP Scandinavia AB, Datavägen 5, 17500 Jakobsberg, Sweden, Mailing Address: Fack S-175 20 JARFALLA 1, Sweden. Phone: 0758/10400

**Switzerland** — AMP AG, Haldenstrasse 11, 6006 Luzern, Switzerland, Phone: (41 4) 235421, 235422, 235423

### NORTH AMERICA

**Canada** — AMP OF CANADA LTD., 20 Esna Park Drive, Markham, Ontario, Ph: 416-499-4251

**Mexico** — AMP de Mexico, S.A., Apartado Postal 179, Naucalpan de Juarez, Edo. de Mexico, Phone: Mexico City 576-41-55

**Puerto Rico** — AMP OF CANADA LTD., 677 Calé de Diego, Rio Piedras, Puerto Rico 00924, Phone: (809) 766-2346

**United States** — AMP Incorporated, Harrisburg, Pa. 17105, Phone: 717-564-0100

### SOUTH AMERICA

**Argentina** — AMP S.A. Argentina 4 de Febrero, 76 Villa Zagla — SAN MARTIN, Buenos Aires, Argentina, Phone: 752-4612

**Brazil** — AMP do Brasil Ltda., AV Comendador Martinelli 185, Lapa, Sao Paulo, Phone: 262-4333

### PACIFIC


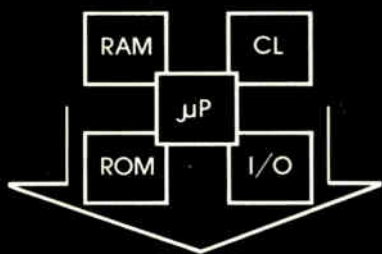
**Australia** — Australian AMP Pty. Limited, 155 Brient Road, Northmead, N.S.W. 2152 Australia, Mailing Address: P.O. Box 194, Baulkham Hills, N.S.W. 2153 Aus. Ph: 630-7377

**Japan** — AMP (Japan), Ltd., No. 15-14, 7-Chome, Roppongi Minato-Ku, Tokyo, Japan, Ph: 404-7171

Products and services for many specialized industries are provided by the AMPLIVERSAL Division. In the United States, this division is known as AMP Special Industries.

For AMP products and services in other countries, write: AMP International Division, Harrisburg, PA 17105, USA.

**ONE-UP  
MICROPROCESSORS  
WITH A SINGLE-CHIP  
MICRO-SYSTEM**



Microprocessor, Memory, I/O and Clock on the same chip optimized to your needs including special instruction set.

Non-Microprocessor functions such as special Counters, Timing, Multiplexers, UARTS, FIFOS, A/D, etc, can be included on same chip.

Performance proven by breadboard simulator.

Proprietary to you - you own the tooling.

PMOS, NMOS, or CMOS.

Guaranteed prototype development - with or without production commitment.

Guaranteed multiple manufacturing sources.

Contact us today for full details.

**ALPHATRON, INC.**

10340 BUBB ROAD  
CUPERTINO, CALIFORNIA 95014  
TEL. (408) 446-1494

## New products

developers of the new system.

The wand does not have to be in continuous contact with the paper, since its depth of field is about 1/8 inch. It can be swept in either direction across the paper at speeds of 3 to 12 inches per second. As for ac-

curacy, not more than 0.01% of undetected errors have been observed in scanning media with a wide range of print quality, according to the developers.

Recognition Products Inc., P.O. Box 5569, Dallas, Texas 75222 [361]

**NCC NCC NCC NCC NCC NCC NCC NCC NCC NCC NCC NCC NCC NCC**

## Memory units have 280-ns access

National Semiconductor's Memory Systems division will introduce two semiconductor memory units. A single printed-circuit board, type NS3000-1, holds 16,384 words of 20 bits each and a four-board system, type NS3, holds up to 128,000 22-bit words. Each of the four boards contains 32 kilowords. Both systems are based on 4-kilobit random-access memory chips.

A timing and control board, together with an optional custom interface circuit and a special-features board complete the multiboard system. The special-features board offers such enhancements as error

check and correction, double-word structure, and generation and checking of parities.

Access time for both the single board and the multiboard systems is 280 nanoseconds, and read or write cycle-time is 430 ns. The read/modify/write cycle is 610 ns. All boards measure 11.75 by 15.40 inches.

Price of the 16-kiloword board is \$1,050, and of the 128-kiloword system, \$11,000, including chassis and power supply.

National Semiconductor Memory Systems Division, 2900 Semiconductor Dr., Santa Clara, Calif. 95051 [368]

**NCC NCC NCC NCC NCC NCC NCC NCC NCC NCC NCC NCC NCC NCC**

## Portable terminal boasts big screen

Datamedia Corp. will announce its Elite portable cathode-ray-tube terminal, which has a 9-inch diagonal display. The terminal, which can also drive external CRT monitors, displays 24 lines of 80 characters each. All three models of the new terminal can be equipped with an optional built-in 300-baud acoustic coupler, priced at \$300, for operation over the standard telephone network.

The basic model, which operates at 4,800 bauds, provides teletypewriter upper-case text display only; the mid-range unit, which operates at 9,600 bauds, provides cursor addressability, and the most comprehensive model, which also operates at 9,600 bauds, can handle either APL or ASCII character sets.


The portable terminal is only about half the height of the console model, but both use the same logic boards, which are interchangeable



between the two models for ease of troubleshooting. The keyboard, which is hinged to fold into the metal package, is also detachable. The company points out that the large 9-inch screen size enhances operator comfort when it must be viewed over long periods.

Prices of the portable units are \$500 more than the equivalent console models. Price of the basic portable terminal is \$1,930; the inter-

# Rockwell is there with a complete microcomputer on two chips.



## WE'VE CUT THE NUMBER OF COMPONENTS

One chip of our new PPS 4/2 contains a clock, CPU, and 12 I/O lines.

The other holds 2K x 8 ROM, 128 x 4 RAM and 16 bidirectional I/O lines.

There you have it: a complete microcomputer on two chips. For many applications, that's all you'll ever need.


## SO YOU CAN CUT COSTS

For example, the complete PPS 4/2 system is priced at less than \$35 in quantities of 1000.

As your needs grow, you can add any of seventeen I/O, memory, or peripheral controller chips to your system at similar cost savings.

## EIGHT-BIT PERFORMANCE FROM A FOUR-BIT MICROPROCESSOR

Rockwell's parallel processing and independently intelligent I/Os throughout the microprocessor system permit simultaneous performance of various functions, freeing the



CPU for system thinking. In fact, with Rockwell's unique parallel processing system (PPS), your 4-bit system will actually outperform many 8-bit systems.



## APPLICATIONS GALORE

The PPS 4/2 will control any number of mechanical or electromechanical devices — office machines, vending machines, electronic games and low-end cash registers to name a few.

It will also serve well as peripheral controller on larger microprocessing systems, including non-Rockwell CPUs you've already programmed.

**Support is wherever you are.**




Rockwell support is as close as your phone. It starts with your first call to our distributors — Hamilton/Avnet or Schweber — or to our home office. Rockwell representatives are also available locally. For addresses, write or phone: Microelectronic Device Division, Rockwell International, P.O. Box 3669, Anaheim, California 92803, (714) 632-3729



**Rockwell International**

...where science gets down to business



## The predictable filter.

Get  $\pm 1\%$  gain,  $\pm 1\%$  frequency and  $\pm 2^\circ$  phase accuracy. 24 dB/octave. From .01 Hz to 1 MHz. With tenth decade step switch positions for repeatability. Available as shown or dual low-pass. For information on electronic filters, AC instrumentation amplifiers, dynamic strain gage amplifiers, and auto-gain amplifiers, contact: Ithaco, Box 818-MD3, Ithaca, N.Y. 14850. 607/272-7640.

**ITHACO**

## New products

mediate unit, which has lower-case, as well as upper case characters, is \$2,155, and the more sophisticated

version is priced at \$2,650.

Datamedia Corp., 7300 N. Crescent Blvd., Pennsauken, N.J. 08110 [366]

**NCC NCC NCC NCC NCC NCC NCC NCC NCC NCC NCC NCC NCC**

## Panel aids repair of add-on memory

Intel Memory Systems, Sunnyvale, Calif., will announce its model in-7168 semiconductor add-on memory system for the IBM Corp. System/370 model 168 computer. The new system stores 1 to 8 megabytes in a stand-alone frame 37 inches wide by 40 inches deep. Its 4-kilobit random-access-memory chip is made by Intel's Semiconductor operation.

Robert Sumbs, end-user marketing manager, claims that the system leases for up to 30% less than an IBM memory. It costs less than other add-ons for several overhead factors, including computer-room space, power, cooling, and maintenance delays, Sumbs says.

When used with IBM's minimum memory of 1 megabyte, the unit stores up to 7 megabyte, for a total memory capacity of 8 megabytes. A second unit could be used to increase total memory capacity to 16 megabytes, generally considered the maximum amount of main memory usable by the IBM 370-168 central-processing unit.

The system also has a maintenance panel based on an 8080 microprocessor, which logs errors to warn of potential memory failures that might cause system crashes. The panel also facilitates the "dialing out" of failing sections by the operator. A digital voltmeter in the panel can rapidly check any voltage in the in-7168.

The microprocessor also scans system voltages, which are stored by the microcomputer for readout on the system panel. If any system voltage goes under or over specified tolerances, the memory is powered down automatically.

The system's modular power supplies allow 1 or 2 megabytes of memory to be powered down while all other 1-megabyte modules remain available to the CPU for pro-

cessing. Thus, maximum storage is available under almost any condition.

The system also contains temperature sensors at strategic locations and will shut down in the event of a system-supply failure or overheating. One of the 8080 microcomputer system's functions is sensing, via the system interface, errors in both IBM and Intel memories.

Correctable errors are logged as addresses in more than 400 register locations available to the operator through the panel display. The addresses for points at which these errors occur most frequently are kept at the top of the register stack to indicate possibly failing memory.

Because uncorrectable errors occur rarely in a semiconductor-memory system, they are logged in a small stack of 16 registers. Since uncorrectable errors can cause system crashes, this log is used by the operator as a basis for immediate re-configuration of memory.

The microcomputer's program also provides the field engineer with a comprehensive set of other diagnostic capabilities. For example, to expedite testing and maintenance, he can limit error-logging to a 1-megabyte memory segment. Then, by using a module-disconnect control, he can power-down that segment and replace any cards containing failing elements without affecting normal operation of the remainder of the system.

A failure within the microcomputer itself would not affect memory operation. The 8080 system also diagnoses its own failures, should any occur. Lease prices range from \$4,500 a month for 1 megabyte of storage to \$32,000 a month for 7 megabyte increments.

Intel Memory Systems, 1302 North Mathilda Ave., Sunnyvale, Calif. 94086 [362]



# The NCC opens a new era in printers.

## The Centronics 700 Series.

### A breakthrough in the cost of ownership.

We picked one of the most important trade shows in the country to introduce our new 700 Series printers and teleprinters. And for a good reason — they represent the most important breakthrough in engineering and price to be announced since Centronics created the standard of the industry with the serial dot matrix printer.

Featuring unique modular construction, the 700 Series' electronics, printing and forms handling modules let you increase performance as the need arises.

Available in four different models (there are others on the way), the 700 Series comes with the most wanted features and options, many not offered anywhere else. Plus a full range of interfaces that let you link them up with virtually every kind of computing device. And, of course, the 700 Series is backed up by our outstanding sales and service team.

The new 700 Series. From the most experienced, successful manufacturer of printers in the business — Centronics. See them and our full line of low, medium and high speed quality printers. Our booth number is 2527.

## CENTRONICS® PRINTERS

Centronics Data Computer Corp., Hudson, N.H. 03051, Tel. (603) 883-0111, Twx. 710-228-6505, Tlx. 94-3404; Eastern Region: (617) 272-8545 (MA); Central Region: (513) 294-0070, Twx. 810-459-1784 (OH); Western Region: (714) 979-6650, Twx. 910-595-1925 (CA); Centronics Data Computer (Canada) Ltd., Ontario, Tel. (603) 883-0111, Twx. 710-228-6505; Centronics Data Computer (UK) Ltd., Cheam, Surrey, England, Tel. 643 0821-4, Tlx. 851 945756; Centronics Data Computer, GmbH, 6 Frankfurt/Main., West Germany, Tel. 663321/22, Tlx. 841 413224; Centronics of Puerto Rico, Dorado, Puerto Rico, Tel. (809) 796-1881, Tlx. 3859349

# The GOULD/Brush 2000 Series No other line of direct writing recorders can offer as much.

The newest generation of direct writing recorders from Gould combines every known innovation — plus some new features we've developed — to make them the most advanced recording instruments available today.

## **Selection: A Gould 2000 Series Recorder to fit your application.**

Three new recorders in the 2000 Series lets you choose the instrument that matches your specific needs.

For instance, the Gould 2200 can be ordered as a 100 mm sin-

gle-channel instrument, or with two 50 mm channels. The Gould 2400 can be a two, three or four-channel recorder, utilizing combinations of 50 mm and 100 mm channels totalling 200 mm. And the Gould 2600 utilizes three, five or six channels totalling 300 mm.


The entire series is compatible with existing Gould signal conditioners so you can use your existing preamps for added savings and flexibility.

The 2000 Series Recorders have an unequalled frequency response of 30 Hz at 100 mm, 50 Hz at 50 mm and up to 125 Hz at reduced amplitude.

Superior resolution is assured through a 100 grams/mm high-stiffness servo controlled pen-motor. The Gould patented Metrisite® servo feedback element enforces 99.65% linearity over the entire channel width. The result: accurate, more meaningful traces.

## **Features: built-in versatility with each Gould 2000 Series Recorder.**

All Gould 2000 Series Recorders have 12 chart speeds from 0.05 to 200 mm/sec. Pushbutton controls are activated from the front panel,



while an external switch closure offers remote stop/start capability at a preselected chart speed.

Plug-in preamplifiers provide a choice of signal conditioners for a large selection of analog measurements. These optional units allow you to expand desired portions of an input signal as well as reject noise or unwanted signal components.

Other standard features include a front panel paper supply indicator with a low paper supply warning light, margin event markers and a programmable timer.

And of course, every Gould Recorder offers the Gould pres-

surized inking system for the highest quality rectilinear traces — with no smudges, skips or puddles. Cartridge ink supply is good for one year's normal use.

**Human engineering:  
easy to use,  
easy to service.**

Clean, modular design has eliminated dials, controls and gauges you don't need to see. On the inside, maintenance has been simplified due to plug-in serviceability and fast access to all major components.

**Value: A surprisingly  
affordable line of recorders.**


To all the features of the Gould 2000 Recorders, add one more: a price you can afford. Call your nearest Gould Sales Engineer to arrange a demonstration. Or write Gould Inc., Instrument Systems Division, 3631 Perkins Avenue, Cleveland, Ohio 44114. Or Gould Allco SA, 57 rue St. Sauveur, 91160 Ballainvilliers, France.



Circle 141 on reader service card

**PHONE TOLL FREE FOR BROCHURE (800) 325-6400.**

(In Missouri (800) 342-6600)



# Data-acquisition system fits in DIP

Eight-channel, 8-bit, thin-film assembly has throughput rate of 90,000 conversions a second; is aimed at microprocessor applications

by Michael J. Riezenman, New Products Editor

Over the past few years, medium-speed data-acquisition systems have evolved from assemblies of instruments, to single instruments, to assemblies of modules on large printed-circuit boards, to assemblies of smaller modules on small pc boards. Now Micro Networks has moved them a major step further: a complete eight-channel data-acquisition system has been squeezed into a single 32-pin dual in-line package.

The 8-bit system is aimed at microprocessor applications such as oil-field instrumentation, medical equipment, machine control, and, eventually, automobiles. Product marketing manager Bruce R. Smith predicts that 60% to 70% of the microprocessors to be used in the foreseeable future will require data-acquisition systems for interfacing with the analog world. The MN7100 is the first such system that is compatible in size with a micro-

processor. And although its resolution is only 8 bits, Smith estimates that most users do not need more precision.

The system is not only small in size, it also consumes little power. Typically, it draws only 10 milliamperes at +15 volts, 12 mA at -15 v, and 70 mA at +5 v. This corresponds to a typical total power consumption of 680 milliwatts. Maximum is 1,165 mw.

The thin-film hybrid circuit operates over the temperature range from 0 to 70°C. Maximum nonlinearity over that temperature range is half a least-significant bit, maximum zero error is one LSB, and maximum absolute error is 2 LSBs. The unit has a typical aperture time of 50 nanoseconds, a typical acquisition time of 5 microseconds, a typical analog-to-digital conversion time of 6  $\mu$ s, and a typical throughput rate of 90,000 conversions per

second. The quoted specifications on accuracy, linearity, and zero error apply over the full 70°C operating range and for the life of the system.


Each of the MN7100's eight single-ended input channels has an impedance of 10 megohms and accepts voltages from -10 v to +10 v. The absolute maximum voltage that can be tolerated on the analog inputs is  $\pm 20$  v. In the event of input-circuit failure, the input fault current is limited to 20 mA.

The system contains its own internal clock. The clock rate can be increased or decreased by the external connection of a resistor or a capacitor, respectively. Or the operation of the system can be slaved to an external clock that overrides the internal one. Other than the clock frequency, no adjustments are possible.

For users who require more than eight channels, a multiplexer-enable pin and a sample-and-hold input pin are provided. By using an external counter, triggered by the most-significant bit of the channel output, the user can expand the number of channels without giving up the capability of randomly selecting input channels.

The MN7100 will sell for \$195 each in small quantities. Its availability is from stock to four weeks. Among the companion products to be expected in the near future are a data-acquisition system with differential inputs and a multichannel digital-to-analog converter system. Both, of course, will be thin-film hybrid circuits housed in a single DIP.

Micro Networks Corp., 324 Clark St., Worcester, Mass. 01606. Phone Bruce Smith at (617) 852-5400 [340]



# Plessey makes 2 million capacitors every day



Plessey is one of the world's biggest manufacturers of fixed capacitors and specialises in film-foil and metallized film capacitors: polypropylene, polycarbonate, polystyrene, polyester. From 100pF to 10 $\mu$ F. Worldwide demand is met at a rate of 2 million a day from our main plants in Scotland, Italy, Germany and the USA. Technical data on request.



## PLESSEY CAPACITORS

### Plessey Capacitors

International Headquarters  
Bathgate, West Lothian, Scotland  
EH48 2RL  
Telephone: Bathgate 0506 53511  
Telex 72433

Plessey Capacitors  
5334 Sterling Center Drive  
Westlake Village, California 91361 USA  
Telephone 213-889-4120  
Telex 910-494-4779

Plessey Condensatori SpA  
40037 Sasso Marconi (Bologna)  
Via S. Lorenzo 1-7 Italy  
Telephone 84 12 57-8  
Telex 51324

Plessey Kondensatoren  
8910 Landsberg am Lech  
Rudolf Diesel Straße  
Germany

World Radio History Circle 143 on reader service card

# Switch to the LICON® LPB line...a spur to your imagination!

Your design ideas really *will* track better when you keep Licon LPB's in mind. With Licon's vast array of choices and options you're sure to find the switch you need quickly, save design time, and avoid frustration.

Take our Series 05 LPB's for example. These economical lighted or non-lighted low-level switching devices are available in seven lens cap colors, plus clear. Centrally-located red, yellow or green LED display, too. Excellent illumination with LED's or inexpensive T 1¼ wedge base lamps. Fits .625 panel cutout. Single or double pole versions. Unitized housing and mounting latches. Bifurcated contacts with long wipe. Good tactile feedback. U.L. listed. Wide application range. Ideal

for low energy digital electronics switching.

Our Series 06 LPB's feature Licon's ultra-reliable double-break Butterfly® switches. One or two-lamp illumination. Over 200 display options. One light full screen. Two-light vertical split, horizontal split, or full-screen illumination. Solid color, projected color, insertable legend or hidden display. Use standard T 1¼ flange base lamps. Fits .70 x .920 panel cutout. U.L. listed, C.S.A. certified, and meets 3 mm terminal spacing requirements. Wide

application range. Both Series 05 and 06 LPB's have standard PC or .110 quick-connect terminals.

Many other brilliant choices available in our amazing array of lighted and unlighted switches. Switch to us for best answers. Call or write for our Licon Switch Catalog: Licon, 6615 West Irving Park Road, Chicago, Illinois 60634. Phone (312) 282-4040. TWX 910-221-0275.



**LICON**

A DIVISION OF ILLINOIS TOOL WORKS INC.



# Standard interface added to mini

Hardware and software package meets IEEE 488 instrument standard, simplifies user assembly and expansion of multipoint test systems

by Andy Santoni, Instrumentation Editor

A wide variety of automatic test equipment is on the market today, but many manufacturers still prefer to build their own instead of buying a general-purpose tester or even one tailored to a particular class of needs. They use commercially available computers and instruments so they can maintain control over all the details of the system and buy only as much capability as they may require.

A hardware and software package from Hewlett-Packard Co. can simplify the design, assembly, and expansion of in-house automatic test systems by making it easier to interface programable instruments to minicomputers. Called the HP 59310B, the interface package includes a card that plugs into powered slots of the firm's 21MX and 2100-series minicomputers so that the computer can control a group of instruments via the IEEE 488-1975 standard instrumentation-interface bus.

"This should make automatic testing an awful lot easier," says Bob Brannon, product marketing manager at HP's Data Systems division, Cupertino, Calif. A system can be integrated by plugging instruments into a computer. No software beyond the computer's standard operating system is needed. And adding another instrument to the system takes about 15 minutes, Brannon says, since no major changes have to be made to the system's software.

The \$1,000 hardware and software package adds four other features to minicomputer-controlled test systems: several instrument clusters can be controlled by a single

mini; the user can prepare programs on one terminal while the computer is executing test programs from another terminal; more than one programming language is available, and the minicomputer can be tied into multicomputer networks.

Each independent instrument cluster is connected to the computer through its own 59310B card and can be configured to perform independent tests. For example, one user can test components while a second checks out printed-circuit cards and a third tests completed products. Another port can be added for preparing test programs, even while the computer is controlling on-line instrument clusters.

The programs can be prepared in any of three languages: Fortran IV, which is convenient for scientific computation; Basic, which is comparatively easy to learn, or assembly language, which uses the minimum amount of storage space and therefore is less expensive—at least as far as hardware is concerned.

While controlling multiple systems, the minicomputer can also be connected to other 21MX computers or to IBM 360/370 systems via standard data-communications links. This network can be used in a management-information system, for example.

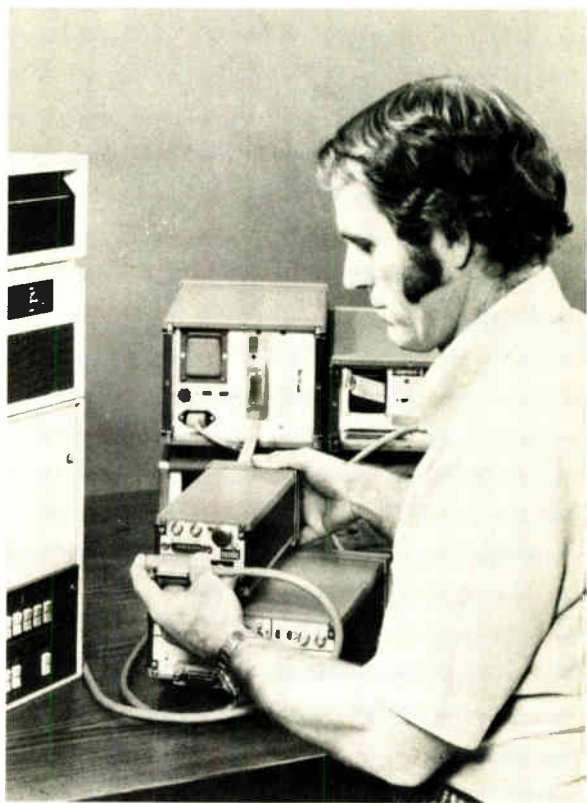
While each of these four capabilities is available in one or another commercial test system, they have never been combined with standard-interface-bus compatibility in a package designed to appeal to engineers who prefer not to buy a turnkey system.

HP has no intention of building turnkey test systems using the

59310B card, Brannon says. The firm can supply equipment and applications assistance, but responsibility for the performance of the system remains with the user, he adds.

Yet Brannon sees a market for 500 to 1,000 customer-built systems over the next two years. With prices starting at \$30,000 or so for the minicomputer and its operating system alone, that's a substantial market. "The standard interface bus means there's an awful lot of money to be made by minicomputer iron vendors," he says.

Inquiries Manager, Hewlett-Packard Company, 1501 Page Mill Rd., Palo Alto, Calif. 94304 [339]



Microprocessors

## National expands processor line

Upgraded calculator-type chips are added at lower end of performance spectrum

Now that microprocessor makers have seen their 8-bit products become established for data-handling and control applications, they are moving into markets at the lower and the upper ends of the scale. On the upper end, for example, is Texas Instruments' 9900, a 16-bit microprocessor (see p. 99) and Motorola's 10800 4-bit slice, the only device of its kind that uses emitter-coupled-logic technology (see next story).

For applications at the low end, manufacturers are often upgrading their calculator-chip products for general-purpose uses. That's just what National Semiconductor is doing with a group of special-purpose calculator-oriented processors.

The new family, says Orville Baker, product manager for complex MOS LSI devices, will include the MM5781/MM5782 chip set, the one-chip MM5799, and the one-chip MM5734. They will cost between \$5 and \$10 each when purchased in volume.

"Conventional general-purpose microprocessors," says Baker, "provide functional solutions to various controller-type problems, but are usually overkill in applications involving high volume. Custom-LSI often provides the best cost solution in these situations. But the lack of flexibility, long lead time, and high development costs are incompatible with a large group of products in today's market."

The new circuits, says Baker, offer built-in ROM and RAM, separate bus and registers, single 8- to 10-volt operation with low current drain, direct keyboard interface, BCD or seven-segment outputs, digit-select outputs, built-in display drive (not

in the MM5781/82), general-purpose inputs and outputs, and—except for the MM5734—expandability in ROM and RAM.

The MM5781/82 chip set is the high-performance member of the family, says Baker. The 5781 is the control-ROM element, and the 5782 is the memory-and-processor element. Cycle time is 10 microseconds, and the set is expandable in both RAM and ROM.

The MM5799 combines the functions of the MM5781/82 into a single package, but with a reduced amount of ROM and RAM. It also has a 10-microsecond cycle time.

The MM5734 contains only 630 words by 8 bits of ROM and 55 words by 5 bits of RAM on the same chip as the arithmetic/logic unit and is not expandable in either. Although the MM5734 has only a 14- $\mu$ s cycle time, in many simple controller applications use of that device will provide the most economical solution.

Potential applications for these devices are in portable calculators, table-top calculator systems, electronic cash registers, appliance controllers, water sprinklers, toys and games, TV-tuning synthesizers, instrumentation control, multiple-time-zone clocks, automotive instrument-panel controls, and as an

arithmetic extension for standard minicomputer and microcomputer systems.

Fabricated with p-MOS metal-gate processing with ion-implanted depletion loads, the devices are available now.

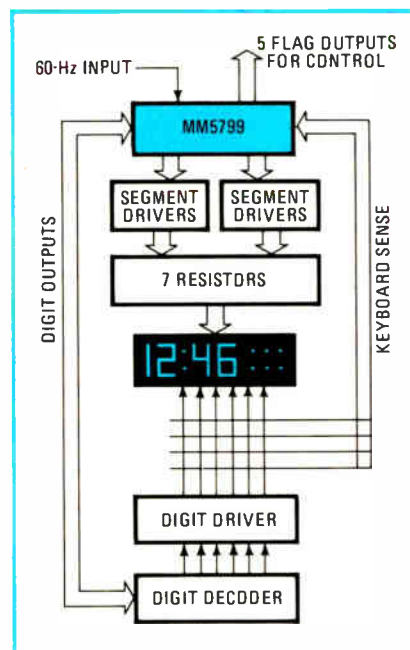
National Semiconductor Corp., 2900 Semiconductor Dr., Santa Clara, Calif. 95051 [341]

## Motorola's ECL slice gives 100-nanosecond cycle time

One of the fastest microprocessors yet introduced as a 4-bit slice is intended to give computer manufacturers a high level of microprogrammable performance. Featuring a minimum 100-nanosecond cycle time, the MC10800L slice developed by the Integrated Circuit division of Motorola Semiconductor is said to be the first standard product made by emitter-coupled-logic technology. It is also the first of an ECL-based family that Motorola plans to market over the next year. The MC10800L arithmetic/logic unit "should find its initial market penetration in the next generation of mini- and mainframe computers," says Jerry Tonn, product planner for the 10800 family. "It should also find wide application in the emulation of current minis," he adds.

In comparing ECL slices with existing TTL MSI and SSI parts, Tonn says one advantage is "much greater flexibility. With the ECL slice, you can change functions and still use existing software."

The 4-bit unit differs from most other slices because it does not contain memory-register files. Based on talks with prospective users, Tonn says this is "an advantage because, at the present time, nobody is really clear on how many 16-word registers are enough." The Motorola slice offers a "unique three-bus structure" that allows a user to build his own external memory. "Since two of the buses are bidirectional, it is easily adaptable to an external memory that is just as fast as self-contained registers," he says. Speed







# Is production testing **Memory PC Boards** a problem?

**Macrodata's MD-107 could be your answer.**

Not much larger than your desk, it fits in neatly to a production test environment. And you'll like the cost. Compared to other computer-controlled board testers (or in-house systems) it is inexpensive.

Best of all, it comes with specific software already designed for your diagnostic needs. Yet, the low-cost MD-107 is a sophisticated PC memory board test system that can provide you with many benefits that no other test system can provide.

For instance, the MD-107 can automatically test your memory boards, pinpoint the bad circuits, give you hard-copy rework instructions, guarantee your good boards – and do it all right on your pro-

duction line with your present personnel. In addition to board diagnostics, the MD-107 was designed to do system level testing as well as device characterization of ROM's and RAM's.

Since Macrodata introduced its MD-107 every significant computer mainframe manufacturer has been using this remarkable test system on such devices as the MK4096, the 2107 Series, the MC6605, the 4030, the 4050's, and the 4060.

So if you still think production testing semiconductor memory PC boards has to be a problem, you should find out more about the MD-107.



## **MACRODATA**

Macrodata Corporation, 6203 Variel Avenue, Woodland Hills, California 91364, Phone: (213) 887-5550, Telex: 69-8489

Circle 147 on reader service card


# Listen to the experts...



These Top 500 companies are now using our ultrasonic soldering system. They can tell you the benefits of using fluxless soldering for metals, exotics, glass and ceramics.

The G-35 generator shown here delivers 35 watts of ultrasonic heated power into the soldering iron, and features push button controlled power levels of heat and sound energy.

Solid state circuitry assures you of worry-free durable performance. And auto-feedback and power tracking leads to perfect production every time.



To find out how we can help you, send samples of your materials and a description of your requirements to FIBRA-SONICS. We'll return them to you without cost or obligation.

## FIBRA-SONICS<sup>®</sup>, INC.

4626 N. Lamon Avenue • Chicago, Illinois 60630 / (312) 286-7377

Circle 148 on reader service card

### Own your own holder to hold your own!

Hold your own copies of Electronics in specially designed slipcase holders. They'll keep your Electronics library neat and handy—a permanent information file, issue by issue.

Just complete the coupon and mail to Jesse Jones. He'll process your order upon receipt, postpaid.



**ELECTRONICS BOXER**  
Jesse Jones Box Corporation  
2250 E. Butler St., Philadelphia, Pa. 19137

Please send me:  boxes @ \$4.25 each;  3 boxes @ \$12.00;  6 boxes @ \$22.00.  
My check or money order is enclosed.

Name: \_\_\_\_\_

Address: \_\_\_\_\_

City: \_\_\_\_\_ State: \_\_\_\_\_ Zip: \_\_\_\_\_

## New products

would be in the 10- to 12-nano-second range.

Other capabilities that Tonn cites for the slice are parity generation and detection, as well as both binary and binary-coded-decimal formats. Applications, in addition to the computer market, include high-performance peripheral controllers, voice synthesizers, secure-speech communications, high-speed switching for telecommunication networks, and real-time data processing. "There is already some interest, too, in medical electronics, particularly in three-dimensional X-ray units," says Tonn. Production quantities are now available. The slice is packaged in a 48-pin, quad in-line configuration, roughly the same size as a standard 24-pin package. The leads are offset, and the MC10800 runs on 1.3 watts. All parts in the planned ECL family will use less than 2 w, Tonn says. Unit price of the MC10800 is \$75, but it drops to \$50 for lots of 100.

In the future, Tonn says, Motorola will also announce a microprogrammable controller, to be sampled in the third quarter, and a memory interface in the fourth quarter. Additional products are planned throughout 1977, he adds, many of which will be TTL-compatible, according to the company.

Integrated Circuit Division, Motorola Semiconductor Group, M10800 Marketing, M142, 2200 West Broadway, Mesa, Ariz. 85202. Phone (602) 962-2151 [342]

### Low-cost microcomputer uses 2650 microprocessor

Built around the Signetics 2650 microprocessor, the AMT 2650 microcomputer is a one-card self-contained machine that sells for \$195 in small quantities. The unit is supplied with 256 bytes of random-access memory and is expandable to a capacity of 32 kilobytes. Programming is by means of front-panel switches, and two fully buffered, TTL-compatible output-data ports provide interfacing with the user's hardware. Delivery time for the AMT 2650 is 30



**FREON\*** **(BLACO-TRON\*\*)**  
**A rose by any other name  
 will clean as well.**

Why shouldn't BLACO-TRON precision cleaning solvent clean the same as FREON: Their chemical formulas are identical. DuPont calls their trichlorotrifluoroethane "FREON" TF. We call ours "BLACO-TRON" TF. So now you have a choice.

If they're identical, why should you try BLACO-TRON? Service. The service you get only from Baron-Blakeslee—for 43 years the accepted

leader in advanced design precision cleaning equipment and the solvents to go in them.

Chances are good that the machine you are now using to clean with FREON was developed by Baron-Blakeslee!

**BLACO-TRON**  
 FLUORINATED SOLVENTS—NOW THERE IS A CHOICE

**NEW 6-page "PRECISION  
 CLEANING SOLVENTS  
 REFERENCE GUIDE"**

provides full technical data on all BLACO-TRON fluorinated solvents. WRITE FOR YOUR COPY TODAY.



**Baron-Blakeslee**

1620 South Laramie Ave., Chicago, Ill. 60650—Offices in All Principal Cities.

\*FREON is DuPont's registered trademark for its fluorocarbon cleaning agents.

\*\*BLACO-TRON is Baron-Blakeslee's registered trademark for its fluorocarbon cleaning agents.

World Radio History

Circle 149 on reader service card

# TTL Programmable microvolts

## \$1595.



MODEL 501J

The 501J lets you marry your test system to NBS traceable DC voltages for high speed device calibration or signal simulation.

**SPEED:** 50 $\mu$ s switching and settling.  
**RANGES:** (f.s.) 100mV, 10V, 100V, 200VDC.

**RESOLUTION:** from steps of 100 nanovolts.

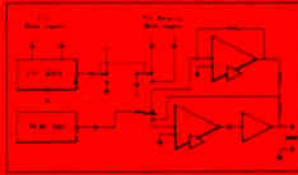
**ACCURACY:**  $\pm 0.005\%$  of selected value.

**PROGRAMMING:** TTL logic, BCD; Optional ASCII, Binary and IEEE 488 interface.

**ACCESSORIES (Field Plug-in):** I/O option;  $\pi$ - $\alpha$  converter; Memory; Optoisolators; Ranging amplifier.

For engineering or application assistance phone Bob Ross (617) 268-9696.

UNIT BLOCK DIAGRAM



**ELECTRONIC DEVELOPMENT CORPORATION**

11 Hamlin Street, Boston, Ma. 02127

Circle 150 on reader service card



# NEW 400 Hz SSR FROM CRYDOM

Crydom now has eight 400 Hz versions of their industry standard high-power solid state relay, 100-140 VAC or 200-280 VAC with current ratings from 2.5A to 40A. They're perfect for avionics and ground support systems. TTL compatible too, for computer systems and mass memories where 415 Hz AC power is a requirement. In stock for immediate delivery. So write or call Crydom today for complete data.

## Features:

- Inverse parallel SCR's
- Standard Crydom package
- 360-440 Hz
- All solid state
- Photo-isolated
- Zero voltage switching

INTERNATIONAL RECTIFIER **TOR CRYDOM** DIVISION

1521 Grand Avenue, El Segundo, California 90245 • (213) 322-4987

150 Circle 213 on reader service card


## New products

days after receipt of order.

Applied Microtechnology, 100 N. Winchester Blvd., Suite 260, Santa Clara, Calif. 95050 [344]

### Prototyping instrument made for IM6100 microprocessor

Designed for the prototyping of computer systems based on Intersil's IM6100 12-bit complementary-MOS microprocessor, a bench-top instrument called Intercept duplicates all functions and timing of the MPU. Since the IM6100 is compatible with Digital Equipment Corp. PDP-8E



software, Intercept will operate with basic PDP-8E paper-tape programs with no need for software or hardware modifications. Intercept comes with a nine-pin Teletype connector and two uncommitted 25-pin connectors. It sells for \$2,850, and delivery time is four weeks.

Intersil Inc., 10900 North Tantau Ave., Cupertino, Calif. 95014. Phone (408) 996-5000 [346]

### 8-bit microcomputer kit sells for \$99

Intended for use with a teletypewriter, the SC/MP kit contains all of the components needed to build an 8-bit microcomputer, including a circuit board and a SC/MP microprocessor. Priced at only \$99, the kit includes a 4,096-bit read-only memory which is supplied with a program called Kitbug—a

Electronics/May 27, 1976

# Everything's coming up Cambion

Cambion is coming up with new ways that let you develop your IC systems to their fullest potential without component restriction. With Cambion's Double QQ approach and evergrowing line of digital/integrated packaging products, even your most advanced IC systems ideas become practical. Your Quality needs are met, no matter how great the Quantity - that's the Double QQ. And for quantity, everything at Cambion is coming up an endless variety of components. So extensive you'll never have to think "specials" again.

What's coming up next? Look in Cambion's new Catalog 119-A. Featured are: advanced new Cambi-Cards®, card files, drawers, universal panels with and

without pre-mounted socket strips and power planes, specific logic function cards, general purpose and discrete component cards, plus strip connectors, cable assemblies, integrated socket strips, component socket adaptors, cable cards and card extenders. You'll discover products that keep ahead of your design needs. Order a Cambion Catalog today from: Cambridge Thermionic Corporation, 445 E Concord Ave., Cambridge, MA 02138. Phone: (617) 491-5400. In Los Angeles, 8703 La Tijera Blvd. 90045. Phone: (213) 776-0472

Standardize on

**CAMBION**  
The Guaranteed Electronic Components

Circle 151 on reader service card

Send  
for  
newest  
catalog  
119A

# sealed high density miniature switching


for 12 PDT to 108 PDT  
with MIL-R-5757  
protection against  
humidity ...  
sand ...  
dust ...  
moisture ...  
splash ...  
explosion ...  
corrosion ...  
built to withstand  
shock/vibration!



12,24,36P,ST,DT



48,60,72P,ST,DT



84,96,  
108P,ST,DT

ENVIRONMENTALLY SEALED

**Tbar**<sup>®</sup>  
SERIES 832/932

Toggle switches with contacts epoxy sealed in backfilled metal enclosures. Lever operates through diaphragm. Dust boot supplied to exclude salt and sand from mechanical actuator. Simple crimp snap-in contacts fit into single block for easy wiring. 108 circuits switched in a space as small as 2 5/8" x 4" x 1 1/8".

Interested? Write or  
phone T-Bar today for  
complete facts, prices,  
quantity discounts.

**Tbar**<sup>®</sup> INCORPORATED  
SWITCHING COMPONENTS DIVISION

141 Danbury Road, Wilton, CT 06897 • Telephone: 203/762-8351 • TWX: 710/479-3216

Circle 152 on reader service card

## CSC'S NEW DESIGN-MATE 4. AN 8-FUNCTION DIGITAL PULSE GENERATOR FOR LESS THAN MOST DVM'S.

Wherever you need crisp, clean, fast output pulses compatible with virtually all logic families and discrete circuits, Design-Mate™ 4 is the logical choice. It produces symmetrical and unsymmetrical pulses ranging from 0.5Hz to 5MHz. And has a 100mV—10V variable output, with rise/fall times of less than 30 nanoseconds plus TTL sink output for up to 40 loads. Pulse width and spacing are independently-controllable from 100 nanoseconds to 1 second (10<sup>7</sup>:1 duty cycle) in seven overlapping ranges. And with the DM-4 you can select continuous operation, manual one-shot or external triggering to 10MHz with synchronous output gating. And a lot more. Which adds up to a high quality clock source, delayed pulse generator, synchronous clock source, manual system stepper, pulse stretcher, etcetera, etcetera, etcetera . . . minus the 'high quality' price tag.



For more information, see your CSC dealer. Or write for our catalog and distributor list.




EASY DOES IT

44 Kendall Street, Box 1942  
New Haven, CT 06509 • 203-624-3103 TWX 710-465-1227  
West Coast office Box 7809, San Francisco, CA  
94119 • 415-421-8872 TWX 910-372-7992  
Canada Len Finkler Ltd. Ontario

© Continental Specialties Corp. 1976

152 Circle 215 on reader service card

## New products



monitor and debugging program that assists in the development of the user's application programs. Kitbug provides teletypewriter I/O routines and allows examination, modification, and controlled execution of user programs. The SC/MP kit is available from stock.

National Semiconductor Corp., 2900 Semiconductor Dr., Santa Clara, Calif. 95051. Phone (408) 732-5000 [347]

## TOPICS

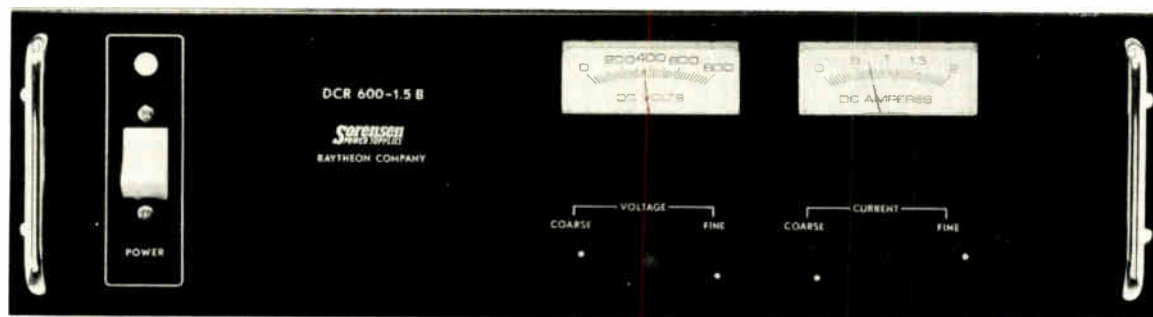
### Microprocessors

**Computer Applications Corp., Ames, Iowa**, has announced its MINmic 1165 micro-computer-design board, priced at \$495. Existing minicomputer memory can support the design of microprocessor-based systems. . . . **IMS Associates Inc., San Leandro, Calif.**, is selling its IMSAI 8080, a microcomputer based on the Intel 8080 micro-processor. The price is \$599 for the kit and \$931 for the fully wired version. For OEMs who do not require a front panel, the prices are \$529 and \$749, respectively. . . . **Adaptive Systems Inc., Pompano Beach, Fla.**, has developed a typewriter-like terminal that speeds the assembly of microcomputer programs. Visual annunciators provide verification. Price is about \$3,500. . . . **Datel Systems Inc., Canton, Mass.**, has come out with a backplane-pluggable analog interface card with 32 input channels that slides directly into Intel's MDS-800 or SBC-80/10 microcomputer.

Electronics/May 27, 1976

# SORENSEN IS THE SOURCE:

## FOR THE LARGEST SELECTION OF HIGH-POWER, HIGH-EFFICIENCY POWER SUPPLIES.



The Sorensen DCR series for component burn-in, aging racks, test equipment, and general laboratory use.

- 12 package sizes in 8 voltage ranges, from 0-10 to 0-600V
- 60 current levels from 0.75 to 1000 amps
- Remote voltage, current, or resistance programming
- Constant current operation with automatic crossover
- No overshoot with turn-on, turn-off, or power failure
- Stocked for immediate delivery
- 5-year warranty, backed by a worldwide service organization

Call us and we'll give you the details: (603) 668-4500.  
Sorensen, a Raytheon Company, 676 Island Pond Road,  
Manchester, N.H. 03103.

**SORENSEN**  
POWER SUPPLIES

A Raytheon Company



## Microcomputers made easy. Easier. And easiest.

Our LSI-11, the machine on the left, makes getting into micro-computers easy.

You start with 16 bits and 4K of RAM, all ready-to-go on an 8½" x 10" board. You pay just \$634\* in 100's. You solve the tough make-or-buy problem easily. And you can use all the fully-developed software from our famous PDP-11 family.

But if you want things even easier, you can buy your LSI-11 in a box, complete with power supply and fans. It's called the PDP-11/03, it's the one in the middle, and it costs just \$2495 in single quantities.

Easiest of all, especially for complex systems development, is the PDP-11V03 on the right. It gives you a roll-around cabinet with an 8K LSI-11 in a box, an RXV-11 Dual Floppy Disc Drive and bootstrap for mass program storage, and our RT11 operating system — plus your choice of video or hard-copy keyboard terminal. It sells for a low package price of just \$10,450 in single quantities.

Of course, once you see how much the LSI-11 in these last two models can do, you can go back to the board version for your production run.

And at \$634, that's not hard to

take either.

For more info, call 800-225-9480 (Mass. 617-481-7400 ext. 6819 or 6817). Or write: Components Group, Digital Equipment Corp., One Iron Way, Marlborough, MA 01752. Canada: Digital Equipment of Canada, Ltd. Europe: 81 Route de l'Aire, 1211 Geneva 26, Tel. 42 79 50.

\*Prices apply to USA only.

World Radio History

**digital**  
**COMPONENTS**  
**GROUP**



## New products

### Materials

## Inks withstand voltage stress

Thick-film resistor types for TV circuits show little change in resistivity

Increased reliability is promised by a new family of thick-film resistor materials available from E.I. Du Pont de Nemours & Co. Intended for bleeder networks and focus potentiometers in television receivers, as well as for high-potential probes for oscilloscopes and other instruments, the 9400-series inks can withstand high-voltage stress, either pulsed or continuous, with little change in resistivity.

Besides improved long-term stability, the fired materials have a smooth surface, which provides good resolution for focus-potentiometer applications in television sets, points out David P. Anisfeld, product-marketing manager for the Electronic Materials division. Furthermore, he notes, both bleeder and focusing elements can be put on the same ceramic substrate, in contrast to the separate printed-circuit boards required for other resistor systems.

There are now four members in the 9400 family: the 9477 ink, providing a resistivity of 100 kilohms per square, the 9478 and 9467 inks with a resistivity of 1 megohm per square, and the type 9479, which

has a resistivity of 10 megohms per square. All the inks are blendable to provide intermediate resistivity values, Anisfeld notes.

The 9467 material is particularly suited to applications involving high-voltage pulsing. For transient voltage gradients as high as 75 kilovolts per inch, its resistivity changes by only 0.1%. Similarly, when subjected to long-term voltage stress of 5 kv/in. for up to 1,000 hours, the 9478 material exhibits a resistivity change of well below 1%, Anisfeld says. Competitive materials rated at 1 megohm per square tend to exhibit changes of 3% to 5% when exposed to a transient gradient of 25 kv/in., he adds. All four resistor inks, which are available from stock, are priced at approximately \$1.45 a gram.

E.I. Du Pont de Nemours & Co., Electronic Materials Division, Wilmington, Del., 19898 [472]

## Transformer-core alloys are low in loss and weight

The line of wrapped, laminated transformer cores made by National Magnetics has been augmented by the addition of two new alloys. Cobisil is a cobalt-iron alloy intended for operation to 22 kilogauss. It is said to yield size and weight reductions of up to 30% over conventional materials. Nicosil is a nickel alloy for operation up to 13.8 kilogauss. With a loss less than 10% of that of conventional silicon steel, it is an obvious choice for high-frequency transformers and switching-inductor applications up to 70 kilohertz.

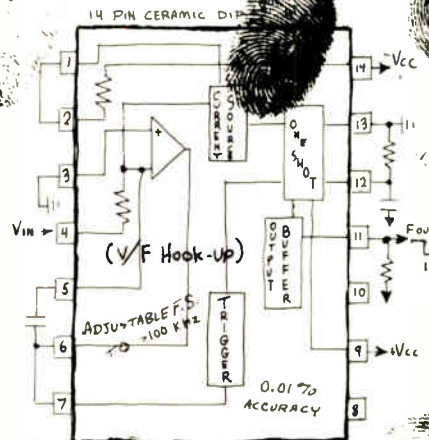
National Magnetics Corp., 13607 Pumice St., Santa Fe Springs, Calif. 90670. Phone (213) 921-7917 [478]

## Dielectric pastes are black for use in plasma displays

For best contrast, the insulating layers between the conductor networks and the cathode segments in a gas-

WHEN WE SHOWED THEM OUR V.F.V., THEY COULDN'T PUT IT DOWN!

VOLTAGE TO FREQUENCY OR FREQUENCY TO VOLTAGE MONOLITHIC CONVERTER



A-8400


LOW COST


intech

function modules

282 Brokaw Road, Santa Clara, California 95050  
Telephone (408) 244-0500 TWX 910 338-0254

Circle 155 on reader service card





## HP 9830A\* users... forget memory overflow problems

With our EM-30 Extended Memory System, you'll eliminate the need to redesign programs because of memory overflow.

Make it easy for yourself... an EM-30 gives you these important features:

- **economic expansion** of your HP 9830A\* read/write memory to 32K bytes
- the ability to **easily work** with large arrays of data without peripheral storage
- **full compatibility** with all software, peripherals and HP ROM options
- easy installation in minutes—the EM-30 is a direct plug-in replacement for HP memory.

**NEW! Powerful ROMs on the way.** A RUN FAST command will greatly accelerate program execution. And a LIST ALL command permits listing of all programs. These capabilities will be conditionally available to buyers of EM-30 memory systems.

**As low as \$4230 for 32K.** Expand a fully loaded 15K-byte 9830 to 32K for only \$4230. By adding the EM-30, your HP 9830A\* will give you minicomputer memory capacity with desk-top convenience. And you'll get the same high quality and reliability you'd expect from an HP product.

**Introductory Offer.** Send us a list of your ROMs, options and peripherals, we'll send you a cassette with a collection of appropriate commercial programs. And we'll add your name to a growing list of 9830 users interested in exchanging programs and techniques.

For more information, call us collect at (213) 966-7431. Or write Infotek Systems, 733 E. Edna Place, Covina, Ca. 91723.

\*a product of The Hewlett-Packard Company



**Infotek Systems**


## New products

(1,1760°C). The adhesive is cured by heating it to 250°F for one hour, followed by one hour at 550°F. Ultra-Bond 552 sells for \$27.50 per pint; delivery is from stock.

Aremco Products Inc., P.O. Box 429, Ossining, N. Y. 10562. Phone (914) 762-0685 [477]

## Foam-in-place rubber reduces shock and vibration

A white foam-in-place silicone rubber, Eccofoam Sil is noteworthy for its resilience. It is intended for the potting of delicate electronic components to protect them against shock and vibration. Supplied as an



easily poured liquid, the material is activated by the addition of a small amount of catalyst. The catalyzed resin has a pot life of about 30 minutes. Eccofoam Sil foams and cures at moderately elevated temperatures. It can be used to temperatures in excess of 400°F (204°C) and remains flexible down to -65°F (-54°C). The rubber sells for \$13.75 a pound in nine-pound containers.

Emerson & Cuming Inc., Canton, Mass. 02021. Phone (617) 828-3300 [476]

## Conductive tubing is heat-shrinkable

Offered as alternatives to metal braid and connector backshell braid adapters for shielding cables, connectors, and coaxial splices, a line of



PLUNGER STEM

GOLD "CROSSPOINT" CONTACTS

# STRIKE GOLD

## ...every time you depress a CHERRY KEYBOARD SWITCH

RETURN  
SPRING


Cherry's unique gold "crosspoint" contacts plus simplified electronics enhance reliability and provide long life . . . low profile . . . lower power consumption . . . low, low cost. The crossed knife-edge contact configuration has been tested to 50,000,000 operations and beyond. Available from stock with a wide variety of key legends and colors. Or, buy them as part of a keyboard package, ready to slip into your panel. Either way is economical the Cherry way.

When you need keyboard switches or complete keyboards for numerical control, calculators, computer terminals or other applications, strike gold with Cherry—and save silver at the same time.


**FOR A FREE TEST SAMPLE** and a copy of our latest complete-line catalog just TWX 910-235-1572 . . . or PHONE 312-689-7700 . . . or circle appropriate reader service number.



# CHERRY



**CHERRY ELECTRICAL PRODUCTS CORP.**  
3608 Sunset Avenue, Waukegan, Illinois 60085




ELECTRONIC DATA ENTRY KEYBOARDS

PLASMA-LUX GAS DISCHARGE DIGITAL DISPLAYS



# The DC to DC jewel



## Now with a narrower input range.

The Tecnetics HC Series unregulated DC to DC power supplies are more of a jewel than ever. We've optimized performance by adding a more efficient core and narrowing the input range. And it still weighs only 0.3 ounces.

Choose from a wide variety of input voltages and single or dual outputs. HC Series power supplies are available in a non-hermetic package for industrial and commercial applications, a her-

metic package for military, space and industrial applications that require protection from severe environmental conditions, and a fully-encapsulated package for use where extreme shock and vibration are expected.

Write for our 26-page catalog that gives full specs and prices on the HC Series and over three hundred other power supplies.

### HC SERIES UNREGULATED ISOLATED DC-DC CONVERTER

INPUT VOLTAGES	5VDC + 1V to 28VDC ± 4V
OUTPUT VOLTAGES	5VDC @ 2 watts to 300VDC @ 3 watts
OPERATING TEMP.	- 55° C ambient to 125° C case, without derating
DIMENSIONS	1.05 x 0.94 x 0.32 inches
EFFICIENCY	65% to 75% typically at full load 55% to 60% typically at half load
PACKAGE OPTIONS AND PRICES	HCN (Non-hermetic) 49.00 HCH (Hermetic) 59.00 HCE (Encapsulated) 69.00

**tecnetics**®

The Power Conversion Specialists

P.O. Box 910, 1625 Range Street, Boulder, Colorado 80302 (303) 442-3837 TWX 910-940-3246

Circle 160 on reader service card

### Own your own holder to hold your own!

Hold your own copies of Electronics in specially designed slipcase holders. They'll keep your Electronics library neat and handy—a permanent information file, issue by issue.

Just complete the coupon and mail to Jesse Jones. He'll process your order upon receipt, postpaid.



**ELECTRONICS BOXER**  
Jesse Jones Box Corporation  
2250 E. Butler St., Philadelphia, Pa. 19137

Please send me:  boxes @ \$4.25 each;  3 boxes @ \$12.00;  6 boxes @ \$22.00.  
My check or money order is enclosed.

Name: \_\_\_\_\_

Address: \_\_\_\_\_

City: \_\_\_\_\_ State: \_\_\_\_\_ Zip: \_\_\_\_\_

## New products



heat-shrinkable polyolefin conductive tubing and molded shapes is coated with a silver-based resin. The proprietary resin formulation remains in intimate contact with the polyolefin even during shrinking; because there are no gaps in the highly conductive surface, the material is an especially effective shield at very high frequencies (100 megahertz and above). Typical shielding effectiveness is 50 decibels at 100 MHz. Called Cho-Shrink, the material is available as tubing with diameters from 0.25 inch to 4 in.

Chomerics, 77 Dragon Court, Woburn, Mass. 01801. Phone Dr. Daniel S. Diamond at (617) 935-4850 [475]

### Thermally conductive epoxy designed for die stamping

A thermally conductive, electrically insulating epoxy-resin system has been designed specifically for the fabrication of hybrid microcircuits by the die-stamping technique. Applications for Epo-Tek H70S include chip bonding, lid sealing, and substrate bonding. The material has a room-temperature pot life of four days. Before mixing, the two components have a room-temperature shelf life of two years. Despite the long pot life, rapid curing is possible: 45 seconds at 175°C or 5 minutes at 150°C are all that is required.

Epoxy Technology Inc., 65 Grove St., Watertown, Mass. 02172. Phone (617) 926-0136 [474]

# Ask CONTROL DATA for the OEM industry standard: 40, 80, 150 and 300 MByte Storage Module Drives you can interchange without changing your design.

## We have it.

Ask who makes and ships the storage module drives that have become the industry standard and you'll get just one answer. Control Data. We've already delivered close to 2000 units — all with removable media — to more than 100 customers. And all models are in production.

What's more, we offer easy system integration through common interface software and firmware. That means you can select the best drive for any given proposal without spending big dollars to modify your basic system design. And that's a big benefit for you in any price-competitive situation!

40 MB: Model 9760, 200 TPI  
80 MB: Model 9762, 400 TPI  
150 MB: Model 9764, 200 TPI  
300 MB: Model 9766, 400 TPI

For more information call (612) 830-5741 or return coupon to: Bruce Bergman,  
OEM Product Sales Manager, Control Data Corporation, 7801 Computer Avenue South,  
Minneapolis, MN 55435, Dept. EN-4226.

Please send information on your Storage Module Drives.

NAME \_\_\_\_\_ TITLE \_\_\_\_\_  
COMPANY \_\_\_\_\_ ADDRESS \_\_\_\_\_  
CITY \_\_\_\_\_ STATE \_\_\_\_\_ ZIP \_\_\_\_\_ AREA CODE \_\_\_\_\_ PHONE \_\_\_\_\_

Ask the CDC OEM people

 CONTROL DATA  
CORPORATION

Bypass the middleman!

Save more than 55%  
with unsurpassed quality  
and performance!

Delivery from stock!



## Deltron Slashes the Price of μ Processor Power Supplies

MPS-1: \$77

MPS-2: \$88

In any quantity!


Full one year  
guarantee  
Designed for U.S.



MPS-1

The MPS-1 or  
MPS-2 powers  
virtually any  
Microprocessor  
available. For that  
rare exception,  
talk to us about  
a custom unit.

Automatic  
overload and  
adjustable  
overvoltage  
protection. Dual  
input voltage.  
0.1% regulation.  
1.5 mV ripple  
and noise



MPS-2

MODEL	VOLTS	AMPS			PRICE ANY QUANTITY
		40°C	50°C	60°C	
MPS-1	5 • 5% Adj.	3.0	2.5	2.0	\$77
	7 x 4%	0.6	0.5	0.4	
	9 to 12V Adj.	0.6	0.5	0.4	
	or 5V	0.38	0.38	0.38	
MPS-2	5 • 5% Adj.	7.0	6.0	5.0	\$88
	9 x 4%	1.0	0.9	0.8	
	12 • 5% Adj.	1.2	1.1	1.0	
	x 2%	1.2	1.1	1.0	
	or 5V	0.75	0.65	0.55	

Why buy brand A?  
Deltron's got them  
spec for spec  
at half the price.

Next time get the best  
for a lot less...  
write or call collect to:

**Deltron Inc.**

Wissahickon Avenue, North Wales, Pa. 19454  
215-699-9261, TWX 510-661-8061

## New products

Instruments

### 10-MHz scope has digital store

Dual-trace instrument offers  
2-MHz sampling rate  
and optional output unit

By digitizing analog signals for storage in memory, the digital storage oscilloscope acquires the features of a transient recorder and becomes an instrument that functions in the analog domain, much as a logic analyzer works on digital signals. Like a logic analyzer, a digital storage scope can simplify trouble shooting by capturing and displaying waveforms that occurred before a failure.

Gould's OS-4000 storage-scope display can include full, ¾, ½, or ¼ pre-trigger information, and the rest of the display area shows the post-trigger data. The position of the trigger point is indicated by a bright dot on the screen.

The \$3,500 dual-trace instrument has a real-time bandwidth of 10 megahertz and a sampling rate of almost 2 MHz so that 200-kHz waveforms can be stored. In some applications, the OS-4000 can handle 400- to 500-kHz signals before the essential nature of the signal is lost.


In operation, the incoming signal waveform passes into an a-d converter that operates at a speed determined by the time-base switch.

The converter's digital output is then fed into eight 1,024-bit random-access memories. The 8 vertical bits give a resolution of one part in 256, or about 0.4%, and the 1,024 points give a horizontal resolution of approximately 0.1% in the single-trace mode and 512 points yield 0.2% in dual-trace operation.

The scope can operate in any of three modes: normal, refreshed, or roll. In the normal mode, the instrument is a conventional 10-MHz dual-trace scope with vertical sensitivities from 5 millivolts to 20 volts per centimeter and horizontal sweep rates from 0.1 microsecond to 0.5 second per centimeter. In the refreshed mode, the input signal is viewed via the RAM store. This permits flicker-free displays to 20 seconds per centimeter. In the roll mode, the display is similar to that of a strip-chart recorder, with the right-hand edge of the display showing instantaneous time and the trace moving across the face of the CRT. Here, a low-speed waveform may be viewed as it occurs, and a predetermined amount of historic information is visible.

In the latter two modes, either half or all of the trace can be locked. When half is locked, a continuously refreshed real-time trace may be superimposed on the stored trace for comparison, whereupon the second trace can also be locked.

An optional model 4001 output unit adds the capability to permanently record any trace stored in the OS-4000 in either analog or digital form. The analog output may be fed to an X-Y or Y-T recorder and



**The REMEX RFD 1000 — Because It's Versatile.** Double or single density with capacity up to 6.4 Mbits... IBM standard or 32 hole hard sectored media without drive modification... IBM compatible or expanded hard and soft sectored formats for application flexibility... Unit select easy chain capability for maximum controller efficiency... Selectable DC negative voltage for system compatibility... Individual drive housing or two drives horizontally side by side in a 19 inch rack configuration.

**The REMEX RFD 1000 — Because It's Reliable.** Ceramic head for extended life... Precision machined, die-cast construction... Operator interlock and expandable clutch for media protection... Front panel "head in contact" indicator and optional "head in contact" door lock... Optical write protect to assure data security... Stylus ball lead screw positioning system for long-lived accuracy... Optical track 00 sensing for drive carriage protection.

The Remex RFD 1000 is the RIGHT peripheral from Remex.

# This Is The Only Flexible Disk Drive You Will Ever Need



**REMEX**



**Peripheral  
Products**


1733 E. Alton Street, P.O. Box C19533, Irvine, California 92713  
(714) 557-6860, TWX (910) 595-1715. In Europe and the U.K.: SpA, Microtechnica  
Via Madama Christina 147, Torino, Italy 10126.

Ex-Cell-O Corporation

World Radio History

Circle 163 on reader service card

# The 10,000,000 cycle Touch Switch.



There's a lot more behind a Wild Rover<sup>®</sup> mechanical touch switch than meets the eye. A patented grating principle is the secret of Wild Rover's success. It eliminates wear points and makes possible a life of over 10,000,000 cycles (12 VDC, 50 MA).

This design is effective for low currents because of the self-cleaning wiping action of the contacts. And for high currents because multiple contact points dissipate arcing and have good bounce characteristics.

Depending on the model, Wild Rover switches require only 20 to 150 grams of actuation pressure. They are noiseless, have a low profile and are available in dozens of attractive designs and colors. They can be used individually or clustered into switchboards. And are available with standard or custom legends.

Give us a call for more information. We can have literature in the mail this afternoon.



**REFAC electronics corporation**

P.O. BOX 809 • WINSTED, CONN. 06098 • 203-379-2731

Circle 164 on reader service card

# HOPE in a word is what we are.

Project HOPE exists because there are people with hope—people who have given 3.5 million men, women, and children on four continents the chance for happier, more productive lives through improved health care.

Give to



Department A  
Washington, D. C. 20007

## New products

the digital output is suitable for recording on magnetic tape. The accessory is priced at \$900, and, like the scope, is made in England [*Electronics*, April 29, p. 25].

Gould Inc., Instrument Systems Division, 3631 Perkins Ave., Cleveland, Ohio 44114. Phone (216) 361-3315 [351]

### Inexpensive audio generator has only 0.02% distortion

Priced at only \$295, the PM5107 low-frequency generator spans the frequency range from 10 hertz to 100 kilohertz and typically has no more than 0.02% total distortion. In addition to sine waves, the compact instrument puts out square waves. A TTL-level output is provided through a separate port. Frequency is set to within 4% by means of a



dial control and a set of multiplier push buttons. The main output port has an impedance of 600 ohms and can deliver square waves of up to 4 volts and sine waves of up to 2 v rms. Attenuation is controlled by a continuously variable dial and a single push button that inserts a fixed 20-dB drop.

Philips Test & Measuring Instruments Inc., 400 Crossways Park Dr., Woodbury, N. Y. 11797. Phone (516) 921-8880 [353]

### 3½-digit multimeter measures capacitance

The model 20 digital multimeter is a 3½-digit (2,000-count) instrument that measures ac and dc voltage, resistance, and capacitance. The \$179 meter has four decade ranges for each function; on the most sensitive of each, it can resolve 1 millivolt, 1 ohm, and 1 picofarad, respec-





# Clean Sweep

## F37 Log/Lin Sweep Function Generator

**Precision Performance.** F37's frequency setability is more accurate to begin with, because you can set your desired frequency with one fully calibrated coarse/fine control. The fine-tune vernier is centered on the dial so the output frequency meets accuracy specs wherever the vernier is set. And for easy and accurate sweep limit settings, you just swing the sweep limit cursor around.

**Top Sweep Capability.** Inside the F37's sturdy metal case is all the capability you need for sweep function generator applications — triggered sweep and burst modes, log/linear selection, and two separate plotter drive signals, for example. F37 sweep time is ten times faster, too, than competitive models — all the way from 10 picoseconds to 100 seconds.

You can count on F37's smooth performance and superior operating features because quality engineering and years of instrumentation experience are built into every Interstate Electronics unit.

F37 — the best sweep function generator you can buy for \$795.

Interstate's **SERIES 30** offers you a complete, economically priced line of quality-built function generators. Write for our **SERIES 30** datapack.

Circle 165 on reader service card

  
**IEC**  
**INTERSTATE**  
**ELECTRONICS CORPORATION**  
Subsidiary of A-T-O Inc.

World Radio History

P.O. Box 3117, Anaheim, California 92803 • (714) 549-8282 • TWX U.S.A. 910-591-1197 • TELEEX 655443 & 655419



# Scanbe-gram



RE: STANDARD PRICES FOR CUSTOM P.C. CARD FILES


SCANBE ORIGINATED P.C. PACKAGING SYSTEMS...THE OPTIMUM SOLUTION TO YOUR SPECIAL CARD MOUNTING PROBLEMS.

18 YEARS EXPERIENCE...WIDEST LINE OF CARD PACKAGING HARDWARE IN INDUSTRY...VIRTUALLY UNLIMITED CONFIGURATIONS...NO COSTLY TOOLING.

FROM INITIAL SYSTEM DESIGN TO FINAL PRODUCTION... PLUS ANY STAGE ALONG THE WAY. WE DO IT ALL.

CALL SCANBE CARD FILE EXPERTS. YOUR GUARANTEE IS RESULTS...NOT REGRETS.

SEND FOR SCANBE'S P.C. CARD PACKAGING CATALOG.



"Imitated... never duplicated."

**SCANBE**  
CANOGA INDUSTRIES


Scanbe Manufacturing Corp.  
3445 Fletcher Ave., El Monte, CA 91731  
Tel: (213) 579-2300 • TWX: 910-587-3437

Circle 166 on reader service card

## New "MM" Series Switchers pack up to 2.26 watts per cubic inch; cost less than 60¢ per watt!

- 21 models — one, two, three, four, five and six outputs.
- Most watts/in.<sup>3</sup> — more than 2 times denser than competitive switchers.
- Up to 80% efficient.
- Smallest sizes — 750 watt model measures only 5" x 5" x 12.75".
- Lightest weight — up to 62 watts/lb.
- Most reliable — all models carry 2-year guarantee.
- All models designed to meet UL 478.
- DC inputs and other options available.
- Almost 20,000 LH high power switchers now in use.

Write for 8-page catalog.



LH Research, Inc. • 1821 Langley Avenue, Irvine, CA 92714 • 714/546-5279

166 Circle 255 on reader service card

## New products

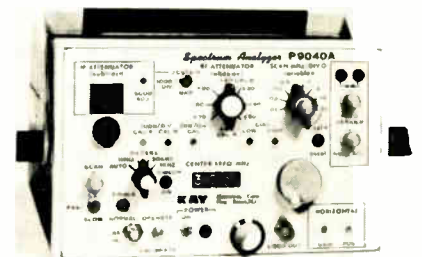


tively. Measurement uncertainty for dc voltage is 0.1% of reading  $\pm 1$  count; for ac voltage, it is 0.5% of reading  $\pm 1$  count, and for both resistance and capacitance, the figure is 0.2%. The model 20 uses 0.33-inch gas-discharge displays, consumes 3.5 watts, and weighs 2.5 pounds. It is available from stock.

Data Tech, a division of Penril Corp., 2700 South Fairview, Santa Ana, Calif. 92704. Phone (714) 546-7160 [354]

## Spectrum analyzer covers 1 to 300 megahertz

Designed to use a separate oscilloscope as a display device, the model P9040 spectrum analyzer covers the frequency range from 1 to 300 megahertz with a resolution as tight as 1 kilohertz. The unit has a 72-dB dynamic range and selectable i-f bandwidths of 1 kHz, 30 kHz, 300 kHz, and 1 MHz. Scan widths can be adjusted from 3 kHz per division to



30 MHz/div, and scan speed can be varied from 40 to 60 scans per second. In addition, the instrument has a one-shot mode for use with X-Y plotters and storage scopes. Input sensitivity is  $-100$  dBm for the version with a 50-ohm input impedance and  $-50$  dBmV for the 75-ohm unit. Supplied as a plug-in module

Electronics/May 27, 1976

# This complete 16K, 32K, 64K Memory Cycles in just 180 Nsec.



... and it's yours for less than 1¢ per bit!

It's the fastest standard system on the market with large capacity and TTL compatible interface, and it's conveniently packaged at a surprisingly low cost. It's the MICRORAM 3000N-1, a complete random access semiconductor memory system utilizing our own reliable, metal gate NMOS static RAM components.

The MICRORAM 3000N-1 provides a fast 180 nsec. cycle time and accesses at 150 nsec. It is expandable from 16K x 20 to 64K x 20 through the simple addition of plug-in memory cards. The system is completely self-contained, including power supply and cooling fans, in a 5¼" chassis designed for 19" rack mounting. And the entire package is available for less than 1¢ per bit. (If you don't need all that speed, consider the basic MICRORAM 3000N, which cycles at 300 nsec and accesses at 180 nsec.)

High performance. High capacity. Low cost. Immediate availability. We have them all. You can have them too. Call your local EMM office today for all the details.

**EMM** ELECTRONIC  
MEMORIES  
COMMERCIAL MEMORY PRODUCTS

12621 Chadron Ave., Hawthorne, California 90250 • (213) 644-9881

EMM OFFICES: Northern California, (408) 998-2668; Southern California, (213) 644-9881; Chicago Area, (312) 297-7090; New England, (617) 861-9650; New York Area, (516) 423-5800; United Kingdom, 01-751-1213.

# MAGNETIC SHIELDING

- **CO-NETIC** (high permeability) Sheet and Foil
- **NETIC** (high saturation) Sheet and Foil
- CRT, Photomultiplier Tube and Transformer Shields
- Custom Shields — Prototype through Production
- Extensive Standard Tooling
- Engineering, Design and Test Facilities
- Quality Assurance—Certification to MIL Specs
- Broadest Shielding Line in the Industry —

**SEND FOR OUR NEW CATALOG**



## MAGNETIC SHIELD DIV.



**PERFECTION MICA CO.**  
740 N. Thomas Dr.  
Bensenville, Ill. 60106  
Ph. (312) 766-7800  
TWX (910) 256-4815

## CRT DISPLAY TERMINALS

— ● —  
50 Hz Design Assistance

— ● —  
*Send Shield Print  
For Prompt Quotation*

Circle 168 on reader service card

## New products

for use with Tektronix 5103N and 5403 series oscilloscopes, the P9040 sells for \$2,390. A universal model that comes with its own power supply for use with any oscilloscope sells for \$2,585.

Kay Elemetrics Corp., Pine Brook, N.J. 07058. Phone Jim Connors at (201) 227-2000 [355]

High-potential tester has adjustable current limiting

When conventional high-potential testers are used to ensure that a dielectric material or insulation can withstand high voltages, there is always the danger the material under test will be destroyed by a high current if breakdown occurs. The model 16420 tester avoids this problem by incorporating a control that allows the user to limit its output current to any value from 30 to 300 microamperes. A pair of three-digit displays provide simultaneous read-out of voltage (from 500 v to 40 kilovolts dc) and current. The voltage-reading portion of the instrument can function independently of the rest of the tester, allowing the 16420 to be used as a digital kilovoltmeter with an input impedance in excess of 1,000 megohms. Priced at \$3,180, the instrument has a delivery time of 30 days.

ITT Jennings, 970 McLaughlin Ave., San Jose, Calif. 95122 [356]

## Everything in Fail-Proof Digital Printers.



Used by the world's leaders including Anadex, Digitec, Doric, Esterline, etc.

Whatever your hard-copy need—alpha-numeric/digital printout; multi-copy; multi-color; ordinary calculator paper/pressure-sensitive tape; card, label, fan-folded forms, sales slip,—one of our 12 basic field-proven impact printers will suit you perfectly.

Products of Shinshu-Seiki, world-famous for a decade of reliability. Choose up to 21 columns, up to 42 characters/column, 3.4 lines/sec printing speed. Lowest sample prices. Phone Floyd Makstein, VP/Marketing or write . . .



**C. Itoh Electronics, inc.**  
SYSTEMS & COMPONENTS DIVISION  
280 Park Avenue, New York, NY 10017  
(212) 573-9466. Telex: WUD 12-5059

168 Circle 218 on reader service card

## TOPICS Instruments

**United Systems Corp., Dayton, Ohio**, has reduced the price of its Monsanto model 151A frequency counter from \$795 to \$550. The 220-MHz counter is available from stock. . . . **Norland Instruments, Fort Atkinson, Wis.**, introduced six options for its NI 2001 programable calculating oscilloscope at Electro/76. They included serial asynchronous digital I/O capability, a cassette file, an X-Y plotter, a computer link, and 8-bit parallel digital I/O capability.

# A lot of people's V/F-F/V Converters are pin compatible.

COMPETITIVE ANALYSIS SUMMARY

For Field Sales Personnel  
J. P. Maxwell - 5/3/76

Competition	ADI Model	Price (\$100)	V/F - F/V CONVERTERS			Comments
			Linearity (ppm)	Gain Drift (ppm/°C)	Offset Drift (µV/°C)	
		ADI Brand X	ADI Brand X	ADI Brand X	ADI Brand X	
Brand A	446J 10kHz, V/F	20/35.00	100/100	120/150	100/100	ADI clear winner! Price and performance.
Brand A	446K 10kHz, V/F	11/35.50	200/300	80/100	100/100	Brand A has degraded linearity for low level signals.
Brand B	450J 10kHz, V/F	47/55	100/500	50/100	50/100	Brand B has non-standard pin-out. ADI clear winner.
Brand C	450K 10kHz, V/F	41/50	50/100	24/20	20/30	Brand C in large 2" x 2" package vs. ADI 1" x 1" with superior linearity.
Brand A	452K 100kHz, V/F	49/75	150/250	100/100	10/30	Save 48% with ADI, and get 10% better linearity.
Brand B	452L 100kHz, V/F	59/75	150/150	150/150	50/100	Save 48% with ADI.
Brand D	452K 100kHz, V/F	49/69	150/500	100/100	50/10	Brand D in large 2" x 2" box and costs more.
Brand A	451J 10kHz, F/V	39/53.50	300/100	100/100	50/50	Brand A price is 47% higher. Upgrade to ADI 451K for twice the performance at only \$15.
Brand C	451L 10kHz, F/V	57/51	80/100	50/30	50/30	Brand C has better gain drift but needs 28% more real estate.
Brand A	453K 100kHz, F/V	45/70	150/200	50/45	10/50	Brand A has better gain drift. Otherwise ADI is superior and costs 48% less.
Brand C	453L 100kHz, F/V	55/61	80/100	50/50	50/20	Brand C has edge on drift. ADI leads in linearity.
Brand D	453J 100kHz, F/V	50/69	100/500	100/100	50/30	Unbelievable. Brand D has the highest non-linearity in our entire product line and still only 77% more.

## How about their price and performance?



All V/F-F/V Converters are not created equal. You shouldn't have to sacrifice performance for price. Or vice versa.

That's why Analog Devices created a family of V/F-F/V Converters that are completely pin compatible with greater performance, higher reliability and lower price than any on the market.

They are more versatile, less susceptible to noise and offer low non-linearity and excellent stability over the temperature range. They're available in three convenient full scale frequency ranges of 10kHz, 20kHz and 100kHz to perform accurate analog measurements while directly interfacing with digital circuits.

For all general purpose applications the Model 450 V/F can achieve 0.01% (13-bit) accuracy over the 1mV to +15V signal range. Model 454 V/F accepts 0 to +20V or 0 to .67 mA inputs and can be operated with bipolar signals up to ±10V. Model 456 V/F

offers the lowest cost for applications requiring 0.1% (10-bit) accuracy. Model 452 V/F is a low cost 100kHz converter that offers resolution of better than 16 bits and low non-linearity error of 0.025% max. over 120 dB signal range.

For low cost interfacing to a wide variety of frequency transducer signals — such as pulse type tachometers, magnetic pick up coils, flow meter outputs — our family of 10kHz F/V converters, Models 451J/K/L, and 100kHz F/V converters, Model 453J/K/L, offer excellent application versatility. Best of all, our V/F-F/V are available at the lowest prices around, starting at just \$25 in 100's.

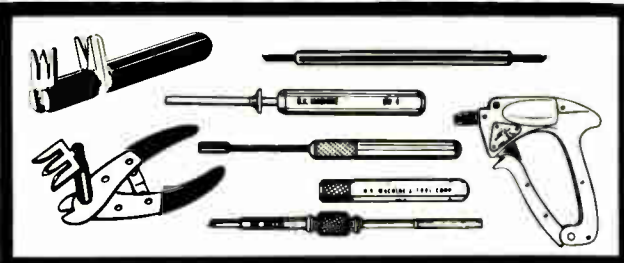
Find out how the Analog Devices family of V/F-F/V Converters can give you the best of everything. The best performance. The best price. The best answers to your application problems. Write Analog Devices, the real company in precision measurement and control.



The real V/F Converter company.

Analog Devices, Inc., Norwood, Massachusetts 02062  
 East Coast: (617) 329-4700, Midwest: (312) 894-3300, West Coast: (213) 595-1783, Texas: (214) 231-5094, Belgium: 03 38 27 07, Denmark: 97 95 99, England: 01/94 10 46 6, France: 686-77 60, Germany: 089/53 03 19, Japan: 03/26 36 82 6, Netherlands: 076-122555 and representatives around the world.

# IN WIRE WRAPPING **ok** HAS THE LINE...

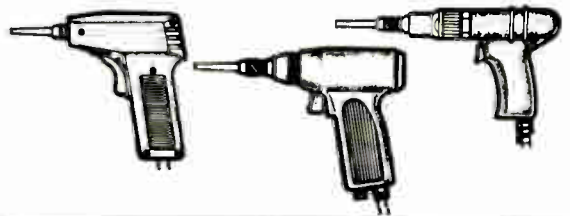


MANUAL  
WIRE-WRAPPING  
TOOLS

1

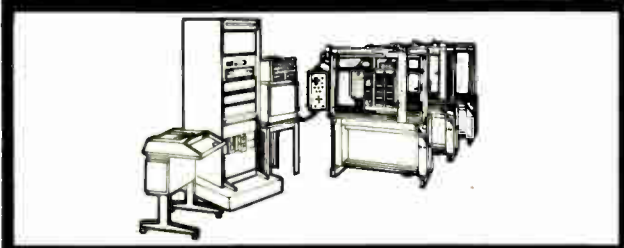
2

ELECTRIC & PNEUMATIC  
WIRE-WRAPPING  
TOOLS




SEMI-AUTOMATIC  
WIRE-WRAPPING  
SYSTEMS

3



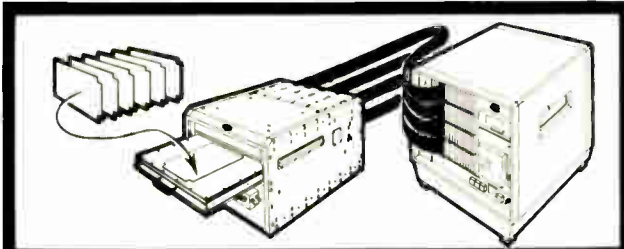
4

SELF-PROGRAMMING  
CONTINUITY  
TESTING SYSTEMS



PROBING FIXTURES

5



**OK MACHINE AND TOOL CORPORATION**

3455 CONNER STREET, BRONX, NEW YORK, N.Y. 10475 U.S.A.  
TELEX NO. 12-5091 PHONE (212) 994-6600 TELEX NO. 232395

## New products

Subassemblies

### C-MOS lowers converter price

12-bit d-a converter  
sells for \$29, uses only  
250 milliwatts at  $\pm 15$  V

Most of today's hybrid digital-to-analog converters for the commercial market employ bipolar switches. However, Hybrid Systems Inc. is using complementary-MOS technology in its low-priced, 12-bit unit, the DAC349. Sam Wilensky, director of engineering for the Bedford, Mass., company, says that bipolar switches are three to five times more expensive than the C-MOS type.

Lowering costs, and therefore price, isn't the only benefit the switches offer. Wilensky points out that they provide lower-power operation than is possible with bipolar switches, which should make them especially attractive for micro-processor applications. The DAC349 requires 250 milliwatts of  $\pm 15$ -volt power, compared with 750 mW or more for most d-a converters using bipolar switches.

The multichip unit includes a built-in reference, a precision thin-film ladder network, the C-MOS switches and an output amplifier. By means of pin interconnection,

fully calibrated output ranges of  $\pm 5$  V and 10 V, and 0 to -10 V with binary and offset binary coding are available. No external components are required for operation.

"The beauty of the device," Wilensky says, "is that we use all standard components and connect them in a way that allows us much better performance than you'd expect if you looked at individual component specs."

But performance has not been compromised. Accuracy drift is no more than 30 parts per million per degree celsius over the full range of operation; nonlinearity is held to 15 ppm/ $^{\circ}$ C; settling time to 0.05% is 10 microseconds, and the unit can drive a 10-milliamper load.

The converter combines the C-MOS switches on one chip with another containing the high-accuracy ladder network and application resistors. The resistors are laser-trimmed under computer control to 12-bit linearity while still in wafer form. Carl Kramer, vice president for sales, stresses that no manual trimming is required and that the DAC349 is truly linear to within half a least significant bit ( $\pm 0.125\%$ ).


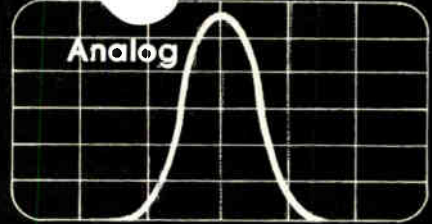
The DAC349-12 is the commercial-product designation. Its price in quantities of one to nine is \$29 each and drops to \$25 each in hundreds. A military version, the DAC349-12M/C meets MIL-STD-883 level C requirements, costs \$69 each for one to nine, and will be available in four to six weeks. Both parts are in 24-pin packages. Delivery time for the



Hybrid Systems  
DAC 349-12

EMR Model 1510  
Digital Real-Time  
Spectrum Analyzer

Q. When is 256 equal to 500?



A. In the digital real-time spectrum analyzer with a 1024 block size and a theoretically perfect filter.



It's a question of effective noise bandwidth—2.0 with the analog filters of conventional 500-line time compression analyzers, and 1.0 with the Model 1510 Digital Real-Time Spectrum Analyzer. The result: 256 digital lines are equivalent to 500 analog lines, ideal for extracting periodic signals buried in random noise or separating closely-spaced spectral components. You get extra convenience features, too. Like a built-in CRT display with all control settings indicated on the CRT. A 60+ dB dynamic range. An intensified spot cursor with LED display of amplitude in dB, frequency and integration time remaining. And, a capability for changing weighting function by simply changing a PROM. For more details, write or call: EMR-Telemetry, Weston Instruments, Inc., Box 3041, Sarasota, Fla., 33578; (813) 371-0811.

**EMR** Schlumberger

# 65 watts of reliable power in frequencies of 10 to 2500 MHz.



And here's what we built into our new 15122.

- solid state circuitry
- short and open circuit protection
- frequency stability  $\pm .001\%$
- external pulse or AM modulation
- internal square wave modulation
- low tube cost/operating hour
- qualified to MIL-STD-461 and 810

You have now ended your search for a stable, reliable 65 watt oscillator. Just call or write for detailed engineering data. Or ask for a demonstration.

MCL, INC., 10 North Beach Avenue,  
LaGrange, Illinois 60525. (312) 354-4350

It has six different plug-in heads

Model	Freq. (MHz)	Pwr. (MIN)
6047	10-50	65
6048	50-200	65
6049	200-500	65
6050	400-1000	65
6051	1000-2000	40
6052	2000-2500	35



Circle 172 on reader service card

## 33% more power to the people. Power/Mate presents Econo/Mate II. The open frame power supply.

Now Power/Mate brings you 33% more power in the same package size with the second generation of our Econo/Mate series.

The size is the same, the basic components are the same for easy interchangeability. But that's where the similarity ends.


Econo/Mate II adds features like dual AC primary and a plug-in IC regulator for improved regulation

And Econo/Mate II is tough. Computer design, quality control, and Power/Mate's experience helps insure 100,000 hr. MTBF even at this higher power output.

But for all its features, Econo/Mate II is still, most of all, economical. We wouldn't call it Econo/Mate if it wasn't.

Econo/Mate II is in stock, ready for delivery. Send for our free brochure.

Prices start at \$19.95.



### POWER/MATE CORP.

World's largest manufacturer of quality power supplies.

514 South River Street/Hackensack, N.J. 07601/Phone (201) 343-6294 TWX 710-990-5023

172 Circle 219 on reader service card

## New products

commercial version is six to eight weeks.

Hybrid Systems Corp., Crosby Dr., Bedford, Mass. 01730. Phone Carl Kramer at (617) 275-1570 [381]

### Two-channel power supply is designed for systems use

Systron-Donner's Concord Instrument division has expanded its family of power supplies by one member, designated the DPSD-50 two-channel system supply. According to product manager Gail Dishong, this unit is completely computer-programmable and is specifically designed for automatic systems. It features two independent, 1-ampere, 0-to-50-volt floating-output precision power sources.

The unit has a built-in addressable memory whose functions can be programmed independently by the same data lines that serve other peripherals. This feature, says Dishong, reduces the number of computer I/O circuits required when more than one power supply is programmed. Up to 32 power sources can be programmed via a single I/O section. The DPSD-50 is also available with the IEEE 488 interface. Unit price is \$3,500.

Systron-Donner, Concord Instrument Division, One Systron Dr., Concord, Calif. 94518 [383]

### Triple low-pass filter has 2-pole Butterworth response

Consisting of three unity-gain active two-pole Butterworth low-pass filters on a single card, the model 126 is provided with three DIP switches for the independent programming of the cutoff frequency of each filter. Four standard versions have frequency ranges of 1 hertz to 16 Hz, 10 Hz to 160 Hz, 100 Hz to 1.6 kilohertz, and 500 Hz to 8.0 kHz. Each of the differential-input active filters can be programmed to have a 3-dB point at one of 16 frequencies within its range. Roll-off is 40 dB per



# Announcing Intel's CCD replacement for disc and drum memories.

Now you can replace small, fast access, disc and drum memories with Intel's new solid state CCD memory called IN-65 Megachassis™. Each Megachassis contains 2 megabytes of CCD serial memory with expansion in 2 megabyte increments up to 16 megabytes or more.

Built with Intel™ 2416 CCD serial memory components, the IN-65 Megachassis™ gives you solid state reliability and low power. And since all components are on plug-in, circuit boards trouble shooting and repair time are greatly reduced.

In most applications this new 2 megabyte CCD Memory will be utilized as a block-oriented random access memory (BORAM). It can transfer data of variable block lengths at rates up to one word every 550 nanoseconds. Since worst-case latency is only 256 microseconds, the IN-65 can also be used in applications that are beyond the capability of most conventional rotating memories.

If you'd like more information, use the bingo card and we'll send you a IN-65 Megachassis™ product description. If you're in a hurry, use the coupon, or write: Intel Memory Systems, 1302 N. Mathilda Avenue, Sunnyvale, California 94086.



Yes, I'm interested in the IN-65.

Call me. Tel. No. \_\_\_\_\_

Send information.

I am currently using: \_\_\_\_\_

Name \_\_\_\_\_

Title \_\_\_\_\_

Company \_\_\_\_\_

Address \_\_\_\_\_

City/State/Zip \_\_\_\_\_

**intel memory systems**

World Radio History

Circle 173 on reader service card

## Electronic Cabinets & Cases by PREMIER METAL PRODUCTS CO.

381 Canal Place, Bronx, N.Y. 10451/(212) 993-9200

OVER 1300 ITEMS IN OUR CATALOG



Circle 174 on reader service card

## NOW! For PDP-11 Users: DL-11 and DR-11C Modules

MDB Systems has exact  
replacements for:

DL-11 Serial Line Adapters  
(accommodates versions A  
thru E): \$465

DR-11C General Purpose  
Interfaces: \$440

Transparent to DEC system  
software and diagnostics.

Quantity discounts available.  
Prices FOB, Orange, Ca.,  
immediate shipment by air from stock.

# MDB

MDB SYSTEMS, INC.  
1995 N. Batavia St.  
Orange, California 92665  
714/998-6900  
TWX: 910-593-1339

### New products


decade for all units. In addition to providing three separate filter channels, the filters can be combined to give three independently adjustable frequency responses from a single input. They can also be connected in series for steeper high-frequency roll-off.

Priced at \$196 for the 10- to 160-Hz and 100-Hz to 1.6 kHz units, \$215 for the 500-Hz to 8.0-kHz version, and \$225 for the 1- to 16-Hz model, the 126 is offered with a choice of two metal enclosures. Delivery time for the filters is 30 days.

Fogg System Co. Inc., P.O. Box 22226, Denver, Colo. 80222. Phone Hal Fogg at (303) 758-2979 [384]

### A-d conversion system handles low and high levels

Capable of measuring combinations of low-level and high-level analog signals, the model 1542 analog-to-digital conversion system uses a submultiplexed approach to handle signals from  $\pm 10$  millivolts full-scale to  $\pm 10$  volts full-scale. The system consists of two differential multiplexers (submultiplexers), each of which is followed by a fixed-gain



differential amplifier. The differential amplifiers then feed a high-level single-ended multiplexer, which is followed by a digital gain-controlled amplifier with four gain ranges, a sample-and-hold amplifier, and an analog-to-digital converter. Converter resolution can be from 10 to 15 bits. Maximum system throughput rate is 10 kilohertz. Offered with 16 to 64 low-level inputs and 16 to 64 high-level inputs in a single cabinet, the system has a

# NEW 3½ Digit Multimeter from B&K-PRECISION



**B&K PRECISION** MODEL 283—\$170

**...you'll want it for its features  
...but it's the price that will sell you!**

- High intensity LED display is easily read from at least 6 feet in the brightest room
- 0.5% DC accuracy
- 100% overrange (1000 scale reads to 1999)
- Automatic polarity
- Automatic decimal point
- Flashing overrange indication on display
- Four ranges each for voltage and current
- Six resistance ranges to 10 meg.
- Reliable In-circuit resistance measurements
- Overload protection on all ranges

Complete new circuitry makes the Model 283 the most dependable and versatile 3½ digit multimeter you can buy. The extra-bright display allows you to use it where other units would cause reading problems. The selectable "low ohms" function permits accurate measurement of semiconductor shunted resistors.

An optional, internal battery pack (BP-83, \$50.00) provides 8 hours of continuous use on one overnight charging and charges when the Model 283 is in use on 115/230VAC.

Thoughtful, convenience features like a side carrying handle, tilt stand and detachable line cord add to its usefulness.

Your B&K-PRECISION distributor has them in stock and will be glad to demonstrate its features to you. Call him, or write for additional information.

**B&K PRECISION**  
PRODUCTS OF DYNASCAN

1801 West Belle Plaine Avenue  
Chicago, Illinois 60613 312/525-3990

In Canada: Atlas Electronics, Toronto

**NEW**

# EASY-TO-OPERATE!

## SS-5112 10MHz, Dual-trace Scope

Fully automatic trigger-level adjustment


10mV/cm sensitivity  
0.5μS/cm sweep time

Sharp, bright display on 5" CRT

Built-in TV signal separator

Built-in accessory compartment for probes, cords etc.

Color-coded buttons and slide switches for easy operation



Sister Models:

- SS-5111 10MHz, Single-trace
- SS-5042 5MHz, Dual-trace
- SS-5040 5MHz, Single-trace

- USA: Dumont Oscilloscope Lab. 201-575-8666
- W. Germany: NBN Elektronik 08151-13036
- Sweden: Teleinstrument AB 08-380370
- Finland: OY Honeywell AB 780311
- Austria: Universal Elektronik 422358



**IWATSU ELECTRIC CO., LTD.**

(ASAHISEIMEI BUILDING)  
1-3, NIHONBASHI 2-CHOME, CHUO-KU, TOKYO 103, JAPAN  
PHONE: TOKYO 272-0461 TELEX: J24225 TELEIWA

Circle 176 on reader service card

### New products

per-channel price of \$56, based on 128 channels and a resolution of 12 bits.

Tustin Electronics Co., 1431 E. St. Andrews Pl., Santa Ana, Calif. 92705. Phone (714) 549-0391 [385]

Rms converter stays accurate with 20:1 crest factor

The model R501 and R502 true-rms to dc converter modules stay accurate to within 0.25% for input waveforms with crest factors as high as 10:1 and to within 1% for crest factors up to 20:1. (Crest factor is the ratio of peak value to rms value of a signal.) With input voltages from -10 v to +10 v, the total unadjusted output error for sine waves and other waveforms with low crest factors is a maximum of 10 millivolts + 0.2% of reading for the R501 and 5 mv + 0.1% for the R502. With two external adjustments, the errors can be reduced to 3 mv + 0.1% and 1 mv + 0.05%, respectively. Housed in a module that measures 1.5 inches square by 0.6 in. high, the R501 sells for \$68. The R502, which is supplied in the same package, sells for \$80. Delivery of both units is from stock to two weeks.

Intronics Inc., 57 Chapel St., Newton, Mass. 02158. Phone Richard Sakakeeny at (617) 332-7350 [386]

### TOPICS

#### Subassemblies

**Master Specialites Co., Costa Mesa, Calif.**, has announced that its model 905H readout assembly has been qualified to MIL-R-28803/1—the military specification for segmented readouts. The display assembly is a fiber-optic unit that uses light-emitting diodes as a light source. . . . **Trio Laboratories, Plainview, N. Y.**, is selling a three-output power supply—the model 673. The switching supply is capable of operation at full load for 30 milliseconds after ac power is cut off.

# THE SUNSHINE STATE OFFERS HIGHER PROFIT POTENTIALS TO ELECTRONIC PRODUCTS MANUFACTURERS THAN ELSEWHERE IN THE COUNTRY!

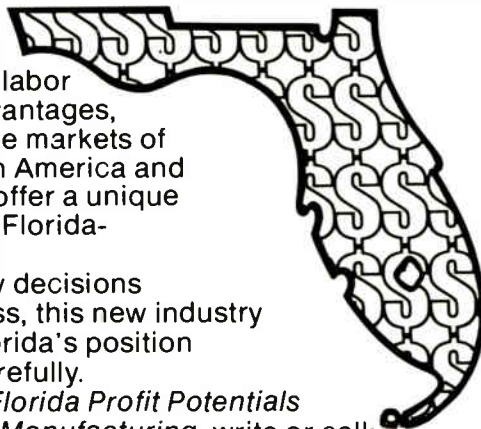
Florida's substantial labor and operating cost advantages, plus ready access to the markets of the United States, Latin America and the world, combine to offer a unique profit opportunity for a Florida-based manufacturer.

Before you make any decisions regarding your business, this new industry study documenting Florida's position should be reviewed carefully.

To get your copy of *Florida Profit Potentials in Electronic Products Manufacturing*, write or call:


**FLORIDA**  
WE'RE MORE THAN SUNSHINE

Joe Hennessy, Director  
Division of Economic Development  
Florida Department of Commerce  
107 W. Gaines Street, Room 103E  
Tallahassee, Florida 32304  
(904) 488-5507



176 Circle 222 on reader service card

**Monolithic capacitors have been  
our business for nearly three decades.  
We build them better.**



## Our 53 styles of Chip Capacitors prove it.

In short, we make monolithic chip capacitors in many sizes and dielectrics — for all hybrid circuit applications in the industry. And we deliver them in the quantity you need, with the traditional 'Vitramon' product quality.

You can select the parts to meet your requirements from a wide variety of Ceramic NPO, BX, X7R and Z5U types . . . Cer-

amic and Porcelain Microwave devices . . . Military approved CDR chips . . . special features such as silver-ribbon leads and marked parts . . . 'Vee Cal' Chips that you can adjust in or out of your circuit.

Look over our chip selector: We'll supply what you need from these 53 styles . . . and deliver what we offer.

Type	Cap. Range	Type	Cap. Range
NPO Ceramic	1 pF-.018 $\mu$ F	7156 Microwave	1 pF-330 pF
BX Ceramic	100 pF-.47 $\mu$ F	'VY' Porcelain	1 pF-330 pF
X7R Ceramic	100 pF-1.0 $\mu$ F	CDR (BP)	10 pF-.01 $\mu$ F
Z5U Ceramic	6800 pF-1.5 $\mu$ F	'Vee Cal'	1-680 pF
		Adjustable-Fixed	


**Vitramon<sup>®</sup>**

**Vitramon North America**  
Division of Vitramon, Incorporated  
Box 544, Bridgeport, Conn. 06601

**Subsidiaries:** Vitramon Limited (London) • Vitramon GmbH (Stuttgart) • Vitramon France S.A.R.L. (Paris) • Vitramon Pty. Limited (Sydney) • Vitramon Japan Limited (Tokyo)

*A working professional's guide to the fundamentals of electronics engineering*

# HANDBOOK FOR ELECTRONICS ENGINEERING TECHNICIANS



**Edited by M. KAUFMAN and A. SEIDMAN**

560 pages 695 illus. \$19.50

## SPECIAL FEATURES

- Explains how to compute ampere turns and how to make various other types of magnetic circuit calculations
- Compares the isolation transformer and the auto transformer
- Analyzes important transformer cores
- Explains impedance and admittance, and phasor diagrams
- Describes ammeters, voltmeters, and ohmmeters
- Analyzes the classification of filters by frequency, shape of response, type of construction, and method of design
- Covers operation of sinusoidal oscillators
- Explains bistable, monostable, astable multivibrators
- Details special applications of power supplies
- Provides a detailed analysis of diodes, including electron flow geometry
- Compares vacuum tubes and transistors
- And much, much more

Created for working technicians and electronics engineers, this first-of-its-kind volume covers the practical fundamentals of analog and digital circuits technology. It provides instant access to detailed specifics on every vital aspect of the electronics field: component selection, circuit analysis, power supplies, the characteristics and uses of integrated circuits, operational amplifiers, transistors, batteries, tubes, and much more.

## CONTENTS

Characteristics of Resistors • Characteristics of Capacitors • Coils • Magnetic Circuits • Transformers • Practical Circuit Analysis • Meters and Measurements • Semiconductor Devices and Transistors • Integrated Circuit Technology • Tuned Circuits • Filters • Transistor Amplifiers and Oscillators • Operational Amplifiers • Digital Integrated Circuits • Power Supplies • Batteries • Vacuum Tubes

## ALSO OF INTEREST

### HANDBOOK OF PHYSICAL CALCULATIONS

By JAN J. TUMA 370 pages \$14.95

This concise working guide helps you solve the most frequently encountered problems in technology physics.

The presentation of definitions, formulas, tables and examples, covers the elementary and intermediate physics used by today's engineers and technicians, with emphasis on practical applications.

### APPROXIMATION METHODS FOR ELECTRONIC FILTER DESIGN

*With Applications to Passive, Active, and Digital Networks*

By Richard W. Daniels, Ph.D.

404 pages \$19.50

Bridging a crucial gap in filter design theory and application, this first-of-its-kind book presents a lucid, uniform approach to solving the approximation problem of filter design. Written from the viewpoint of the practicing engineer, the book helps you optimize filter design. Includes many illustrative computer programs and numerous examples of their use.

### THE POTENTIOMETER HANDBOOK

Bourns, Inc.

320 pages \$14.50

This complete, authoritative Handbook provides every fact and technique you need to use potentiometers effectively and economically. Includes explanations of performance specifications and test methods plus objective product design information essential to understanding the basic differences in materials, designs, and processes on the market today.

Helps sharpen your judgment on cost versus performance decisions.

### MICROPROCESSOR APPLICATIONS MANUAL

By Motorola Semiconductor Products, Inc.

698 pages \$25.00

This practical volume shows you how to use general-purpose Microprocessing Units (MPUs) to perform a large variety of computer functions at low cost. Even if you have no prior MPU experience, this manual tells you how to use MPUs to easily modify designs and add features simply by changing a program in the memory. And you save money by replacing many logic packages with a few LSI chips.

McGraw-Hill Book Company / 1221 Avenue of the Americas / New York, N.Y. 10020

Please send me the books checked for 10 days' FREE EXAMINATION. At the end of that time I will either pay the purchase price plus local tax, postage and handling or return the books and owe nothing.

Remit in full with order, plus local tax, and McGraw-Hill pays postage and handling. 10-day return privileges still apply.

- \_\_\_(033401-3) Kaufman & Seidman: **Handbook for Electronics Engineering Technicians**, \$19.50
- \_\_\_(065431-X) Tuma: **Handbook of Physical Calculations**, \$14.95
- \_\_\_(015308-6) Daniels: **Approximation Methods for Electronic Filter Design**, \$19.50
- \_\_\_(65431-X) Bourns: **The Potentiometer Handbook**, \$14.50
- \_\_\_(043527-8) Motorola: **Microprocessor Applications Manual**, \$25.00

Name \_\_\_\_\_

Address \_\_\_\_\_

City \_\_\_\_\_


State \_\_\_\_\_

Zip \_\_\_\_\_

This offer good only in U.S. and subject to approval by McGraw-Hill.

**23-A894-4018-3**





**The Teletype model 40 OEM printer.  
When you look at it from price and performance,  
you'll find it difficult to look at anything else.**

The fact of the matter is simply this:  
We don't think any other printer can even come close to the model 40.

And that's no idle boast. Not when you consider the facts.

Consider: Where else can you get a 132-column, heavy-duty impact printer that delivers over 300 lines per minute for less than \$2000, or an 80-column printer for under \$1400?

The big reason behind the model 40's price/performance advantage is our unique design.

Even though it operates at speeds of more than 300 lpm, wear and tear is less than you'd find in a conventional printer operating at considerably slower speed. Fewer moving parts and solid-state components add up to greater reliability and reduced maintenance.

Here's something else to consider: Where else can you get a printer that delivers the kind of flexibility and reliability the model 40 offers?


For complete information, please contact our Sales Headquarters at:  
5555 Touhy Ave., Skokie, Ill. 60076. Or call Terminal Central at: (312) 982-2000.



**The Teletype model 40 OEM printer.  
Nothing even comes close.**

## If you want a microcomputer with all of these standard features...

- 8080 MPU (The one with growing software support)
- 1024 Byte ROM (With maximum capacity of 4K Bytes)
- 1024 Byte RAM (With maximum capacity of 2K Bytes)
- TTY Serial I/O
- EIA Serial I/O
- 3 parallel I/O's
- ASCII/Baudot terminal compatibility with TTY machines or video units
- Monitor having load, dump, display, insert and go functions



- Complete with card connectors
- Comprehensive User's Manual, plus Intel 8080 User's Manual
- Completely factory assembled and tested—not a kit
- Optional accessories: Keyboard/video display, audio cassette modem interface, power supply, ROM programmer and attractive cabinetry... plus more options to follow. **The HAL MCEM-8080. \$375**

interface, power supply, ROM programmer and attractive cabinetry... plus more options to follow. **The HAL MCEM-8080. \$375**

## ...then let us send you our card.

HAL Communications Corp. has been a leader in digital communications for over half a decade. The MCEM-8080 microcomputer shows just how far this leadership has taken us... and how far it can take you in your applications. That's why we'd like to send you our card—one PC board that we feel is the best-valued, most complete



microcomputer you can buy. For details on the MCEM-8080, write today. We'll also include comprehensive information on the HAL DS-3000 KSR microprocessor-based terminal, the terminal that gives you multi-code compatibility, flexibility for future changes, editing, and a convenient, large video display format.

**HAL Communications Corp.**  
**Box 365, 807 E. Green Street, Urbana, Illinois 61801**  
**Telephone (217) 367-7373**

Circle 180 on reader service card

## Did you know there's a way to STOP advertising mail you don't want?



**You can now get your name off—or on—advertising mailing lists by writing DMMA's Mail Preference Service**

By **CHERYL WALLACE**  
 DMMA Consumer Affairs Director

If you don't want to receive advertising mail, there's a simple, effective way to stop most of it. Just contact the Direct Mail/Marketing Association (DMMA), a group representing businesses that use mail to advertise their products and services, and they'll send you a *name-removal* form. Your name will then be removed from the lists of many DMMA member companies who conduct most large-scale mail advertising campaigns.

### Think you want to be taken off mailing lists?

According to Robert DeLay, President of the DMMA, people who take steps to get their names removed from mailing lists, later decide maybe it isn't so bad after all when they think of what they would be missing. Such as catalogs,

new product samples, chances at sweepstakes and cents-off coupons.

**MPS also enables you to be added to lists.** However, if you feel you don't get your fair share of mail offers, the DMMA offers another service to get your name *on lists* so you'll receive more offers in special interest areas such as crafts, books, sports, investments, clothing, travel and gardening. If you want to take advantage of either of these services offered by the DMMA, simply send the coupon below. MAIL TO:



**DIRECT MAIL/MARKETING ASSOCIATION**  
 c/o McGraw-Hill, P.O. Box 500  
 Hightstown, New Jersey 08520

- STOP IT! I don't want to be on anyone's "list." Please send me a *Name-Removal Form*.
- SEND ME MORE! I'd like more mail on my favorite interests and hobbies. Send me an *Add On Form*.

PRINT NAME \_\_\_\_\_  
 ADDRESS \_\_\_\_\_  
 CITY \_\_\_\_\_  
 STATE \_\_\_\_\_ ZIP \_\_\_\_\_

## New literature

**Displaying data streams.** Application Note 167-8 tells how to use a pattern analyzer to achieve a stable display of a digital data stream. The method described involves the use of the HP 1620A pattern analyzer. Copies are available from Inquiries Manager, Hewlett-Packard Co., 1501 Page Mill Rd., Palo Alto, Calif. 94304. Circle 421 on reader service card.

**Capacitors.** An eight-page condensed catalog of capacitors from Vitramon covers porcelain, ceramic, and ceramic-chip capacitors. Units with capacitances from 0.5 picofa-

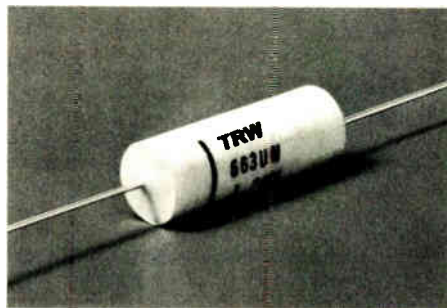


rad to 4.7 microfarads are described, as are the company's Vee-Cal adjustable-fixed parts. Copies can be obtained from Vitramon North America, P.O. Box 544, Bridgeport, Conn. 06601 [433]

**Finding aperture time.** Technical Note V-14, "Graphs Give Aperture Time Required for a-d Conversion," is a four-page document that discusses the problem of aperture time in analog-to-digital conversion and presents graphs showing the required aperture time as a function of resolution and either dv/dt or sinusoidal frequency. Copies can be



# Check the specs on this one



## ...when you need a subminiature capacitor offering "instrument" quality

With its skin-tight plastic case, TRW's Type 663UW Mylar\* dielectric capacitors offer you major space savings with *no* compromise on life or reliability.

Use these TRW 663UW capacitors for high-density circuitry in computers, instruments, MIL applications. *Conservatively* rated to assure trouble-free performance in your equipment.

Complete specs on 663UW capacitors—along with a look at TRW's overall Mylar/foil capability—available on request. Write TRW Capacitors, an Electronic Components Division of TRW, Inc., Box 1000, Ogallala, Neb. 69153. (308) 284-3611.

*DF:* less than 1.0% at  $1000 \pm 20$  Hz  
*IR:* greater than 70,000 megohm-microfarads at 25°C (5X paper dielectric capacitors)  
*Dielectric strength:* twice rated voltage for one min.  
*Temp. range:* -55°C to +85°C (to +125°C with derating)  
*Stability:* easily pass 10,000 hr. test with negligible drift in capacitance and IF  
*Tolerances:* to  $\pm 1\%$

\*Du Pont T.M. for polyester film.

## **TRW** CAPACITORS

ANOTHER PRODUCT OF A COMPANY CALLED TRW


# Technical assistance for electronics. That's productive. That's Georgia.

Georgia provides exceptional services to stimulate the growth of high technology industries.

Prior to your inspection of plant sites and buildings, we'll compile research based on your requirements. Then, using computers, we'll pinpoint suitable resources.

Our confidential site selection program is only one way of facilitating your move. In Georgia, you'll have the personal attention of Governor Busbee and Lieutenant Governor Miller.

You'll also have the full cooperation of our State's educational institutions. The Georgia Institute of Technology works closely with industry in conducting scien-



tific, engineering and industrial research. A source of high quality engineering talent, Georgia Tech offers

advanced degrees as well as undergraduate programs.

In addition, our vocational-technical schools provide a free Quick Start labor training program. We'll supply production machinery and instructors. We'll even pay your own instructors if you wish. And we'll coordinate training with your plant opening schedule.

For detailed information on how your company can profit in Georgia, write today to H. W. Wiley, Industry Division Director, Georgia Bureau of Industry & Trade, Box 38097, Atlanta, Georgia 30334. Dept. EL-67.



## Georgia

## New literature

**DATEL**  
SYSTEMS INC.


Technical Note

DATEL SYSTEMS INC. • 1020 TURNPIKE STREET CANTON, MASSA. HUS111 02021 • (617) 828-8000

Graphs give aperture, time  
required for a d conversion

Time required to print a 1000 character message on a 1000 character printer is a function of the aperture and the rate of change of the aperture.

The graphs show the relationship between the aperture and the time required for a d conversion. The graphs are plotted for a 1000 character printer and a 1000 character message.



obtained from Datel Systems Inc., 1020 Turnpike St., Canton, Mass. 02021 [422]

**Datapro newsletters.** Free issues of *Datapro OfficeNews* and *MiniNews* are being offered by Datapro Research Corp., 1805 Underwood Blvd., Delran, N. J. 08075. *Datapro OfficeNews* is a four-page monthly newsletter reporting on major developments in office systems and business equipment. *MiniNews*, also a monthly newsletter, covers the fields of micro- and minicomputers. [423]

**Capacitors.** A 64-page condensed capacitor catalog includes essential size, performance, and rating information for Kemet solid tantalum, monolithic ceramic, and precision film capacitors. The conveniently tabbed volume is available from Sales Dept., Union Carbide Corp., Components Dept., Box 5928, Greenville, S.C. 29606 [424]

**Making pc boards.** A patented process for temporarily attaching components to printed-circuit boards is described in a 12-page booklet entitled "The Stabilizer Process." The process uses a solder-compatible material to hold components in place for lead cutting and wave soldering. Copies can be obtained from Hollis Engineering Inc., P.O. Box 1189, Nashua, N. H. 03060 [425]

**Switches.** Licon's full line of switches, including push-

# One good turn...



# deserves another.

THIS IS A  
PRIORITY  
MESSAGE

THERE IS AN EMER-  
GENCY IN PROGRESS  
AT 200 MAIN ST  
PLEASE REPORT TO THE  
DISPATCHER  
IMMEDIATELY !!!  
(CODE 42)



You flipped over our Matri-Dot alphanumeric mini for "first line down" data printing; now we've flipped our design to give you "first line up" text print format, too. So you're ahead, whatever your point of view. Because no one else makes printers as small as 3"H x 3½"W x 7"D. No one else sells them as low as \$140 (in quantities of 100). And no one else offers our features. Instead of a drum, our unique print head purrs along at 138 lines per minute for 18 data columns, even faster for fewer columns. Instead of messy ribbons, our exclusive drop-in ink platen lasts for 75,000 lines and replaces from the front panel. And instead of engraved drum limitations, our 7 x 5 dot matrix characters provide full alphanumeric with a complete ASCII 63 character set. Enhanced characters are also available... 8, 10, 12, or 14 characters per inch. All this, plus multiple-copying capabilities and plug-in panel mounting. No matter how you look at Matri-Dot, it's a turn for the better.

At NCC  
New York  
Booth 1631-33  
35-65-80  
Characters!



Trap Falls Road • Shelton, Connecticut 06484  
Tel: (203) 929-5381

Circle 183 on reader service card

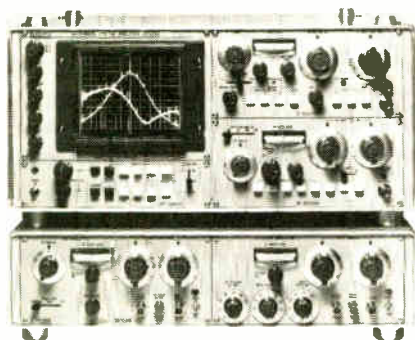
# World's first and only dual-band Microwave System Analyzer

Just flick this switch.



ME525A/B/C

- The new revolution in microwave telecommunications instrumentation
- Fully meets INTELSAT measurement specifications and other international standards
- Lightweight and compact for space-saving installation
- Simultaneous measurement of characteristics, modes and out-of-band



**Precision measurements:**

Group Delay · Mod/Demod Linearity · Differential Phase · Differential Gain · IF Amplitude Response · IF Return Loss · BB Return Loss · Spectrum · Mod/Demod Sensitivity · AM-PM Conversion Coefficient · AM Suppression · Power, Gain and Attenuation



**ANRITSU ELECTRIC CO., LTD.**  
MEASURING INSTRUMENTS DIVISION

SALES DEPARTMENT:  
4-1-20, Minami-azabu, Minatoku, Tokyo 106, JAPAN  
Phone (03) 446-1111/Telex 0-242-2353  
Cable ANRITDENI TOKYO

## New literature

button, lighted push-button, snap action, keyboard, and sealed types is described in a new 32-page catalog. In the new catalog, coding is completely eliminated, and in its place complete part numbers are listed. Copies are offered by Licon Div., Illinois Tool Works Inc., 6615 W. Irving Park Rd., Chicago, Ill. 60634 [426]

**Plastic knobs.** Hundreds of thermostat plastic knobs are described and shown in a new catalog from Kurz-Kasch Inc., 711 Hunter Dr., Wilmington, Ohio 45177 [427]

**Shielded cases.** A variety of rfi shielded cases is covered in a six-page short-form catalog put out by Compac, 222 Middle Country Rd., Smithtown, N. Y. 11787 [428]


**Educational films.** More than 500 instructional films and video tapes, on subjects ranging from random processes to the mechanics of polymer processing, are described in a 100-page catalog that can be obtained from Russell Seidel, Room 9-230, Massachusetts Institute of Technology, Cambridge, Mass. 02139. The films and cassettes were prepared at the Center for Advanced Engineering Study at the Institute. [429]

**Antennas.** The line of land-mobile communications antennas and antenna systems made by Phelps Dodge is covered in an 80-page catalog. Included are base-station and vehicular antennas, cavity resonators, duplexers, combiners, multicouplers, and various accessories. A separate section of the catalog is devoted to supporting technical data. For a copy, write to Catalog 176, Phelps Dodge Communications Co., Route 79, Marlboro, N. J. 07746 [430]

**Transformers and filters.** A catalog collating more than 3,000 standard transformers and filters, many of which are produced to MIL-T-27 specifications, is available from Decco Inc., 2655 Perth St., Dallas, Texas 75220 [431]

# What you must know about Microprocessors

Using articles from the pages of Electronics, this book contains practical and up-to-date information on available microprocessor devices, technology and applications—ranging from the simplest 4-bit p-channel MOS system to the second-generation n-MOS 8-bit processor chips, and the new injection logic and Schottky TTL bipolar processor families needed for the toughest computer-based control applications.



**Electronics Book Series**

P.O. Box 669  
Hightstown, N.J. 08520



Send me \_\_\_\_\_ copies of "Microprocessors" at \$8.95 per copy.

I must be fully satisfied or you will refund full payment if the book is returned after 10 days free trial examination.

- Payment enclosed     Bill firm  
 Bill me

- Credit Cards** Charge My Book To:  
 American Express     Master Charge  
 Diners Club     BankAmericard

Acct. No. \_\_\_\_\_

Date Card Expires \_\_\_\_\_

Interbank No. \_\_\_\_\_

(1st No's. above name on Master Charge only.)

Name \_\_\_\_\_

Title \_\_\_\_\_

Company \_\_\_\_\_

Street \_\_\_\_\_

City \_\_\_\_\_

State \_\_\_\_\_ Zip \_\_\_\_\_

Signature \_\_\_\_\_

# Designing Inverters?

Here  
comes  
help

INVERTER  
RESCUE

**EMM Indiana General**  
a division of Electronic Memories & Magnetics Corp.

**DESIGN DIRECTION**—Tell us your temperature range and power requirements. We'll send you complete design information on the ONLY ferrites you can get that are made for highest efficiency at your operating temperature.

**COMPONENT SELECTION**—Give us your circuit parameters. We'll show you how an INVERTER-RATED component with only 30 mw/cc loss will give you improved performance in your specific inverter application.

**OEM SOLUTIONS**—Describe your OEM requirements for inverter efficiency, size, weight and cost. The engineers who developed ferrites for inverters will help you apply this new technology to your product.

Call **APPLICATIONS ENGINEERING**, (201) 826-5100 or write Indiana General, Keasbey, New Jersey 08832.

RESCUE HELICOPTER COMPLIMENTS OF CREATIVE PLAYTHINGS

**EMM indiana general**

a division of Electronic Memories & Magnetics Corp.

Keasbey, N.J. 08832 • (201) 826-5100

World Radio History

# FF101A FF101B FF101C



## Building blocks for the in-circuit/functional test system you need.

The system you use to test printed-circuit assemblies should be tailored to your specific needs and readily expandable to handle your future requirements. When you specify **FAULTFINDER® FF101** test systems, you have the building blocks you need to do the job.

Think of Faultfinders first for test hardware, software and experience.

WRITE FOR COMPLETE COLOR BROCHURE  
Circle 186 on reader service card

**FF FAULTFINDERS Inc.**  
15 AVIS DRIVE, LATHAM, NY 12110 (518) 783-7786

Irvine, CA  
Sunnyvale,  
Park Ridge, IL  
Faultfinders GmbH, Eschborn, Germany

Cicero, IN  
Waltham, MA

## Electronics advertisers

May 27, 1976

‡ Acopian Corp.	62, 63	■ General Electric Semiconductor Products Department	31
* Adret Electronique	45	■ General Instrument Corporation, Microelectronics Division	2
Advanced Micro Devices	11	■ Gen Rad	3rd C
Alltech	81	Georgia Department of Community Development	182
■ Airpax Electronics	6	■ Gould Inc., Instrument Systems Division	140, 141
Allen Bradley Company	34	‡ Guardian Electric Mfg. Co.	133
Allhatron, Inc.	136	Hal Communications Corp.	180
American Data Corporation	190	■ Hewlett-Packard	17-26
AMF/Potter & Brumfield	15	■ ILC Data Devices	16
■ AMP Incorporated	134, 135	* I.M.T.	18E
* Amphenol Tuchel	13E-16E	Indiana General	185
■ Analog Devices Inc.	108, 169	Infotek Sys.	158
Anritsu Electric Co., Ltd.	184	Information Handling Services	116-117
‡ Applied Digital Data Systems	67	Intech/Function Modules, Inc.	155
‡ Baron-Blakeslee	149	Intel Corporation	12, 13, 52, 53, 173
B & K Precision Division Dynascan Corporation	175	■ International Rectifier Corp, Semi. Div	150
■ Bourns Inc.	4th C	■ Interstate Electronics Corp.	165
Brand Rex Corporation	2nd C	‡ Israel Aircraft Industries	45
* Burr Brown Research Inc.	47	■ Ithaco, Inc.	138
‡ Cambridge Thermionic Corporation	151	‡ ITT Cannon	47
■ Centralab, Distributor Products	60	‡ ITT Semiconductors	70, 71
‡ Centralab Electronics Division of Globe Union Inc.	190	Iwatsu Electric Co., Inc.	176
‡ Centronics	139	■ Johanson Manufacturing Corp.	30
■ Cherry Electrical Products Inc.	159	■ Kay Elemetrics Corp.	157
■ C. Itoh Electronics, Inc.	168	‡ Kinney Safety Systems	51
■ Coil-ler Mfg. Inc.	6	Krohn Hite Corporation	5
■ Collins Radio Hybrid Circuits Division of Rockwell International	48	L.E.A.	20E
* Communication Associates Inc.	29	* LEMO SA	10E
■ Continental Rentals	8	L. H. Research	166
■ Continental Specialties Corporation	152	‡ Licon Division of Illinois Tool Works Inc.	144
‡ Control Data Corp (CDC Cybernet)	49	* Logabax	56
Control Data Periphral Prod.	161	Macrodata Company	147
* C. P. Clare International NV.	4E	■ Magnetic Shield Div., Perfection	168
Data General Corporation	37	McGraw-Hill Book Company	178
■ Data Precision	38	■ MCL Inc.	172
Deforest Electronics	128, 129	MDB Systems Inc.	157, 174
Delco Electronics Division General Motors Corporation	72, 73	Micro Power Systems	83
Deltron	162	■ Mini Circuit Labs.	120
Digital Equipment Corporation (Components)	154	Mostek Corp.	74, 75
■ The Digiltran Company	50	‡ National Semiconductor Corporation	54, 55
Displaytek Corporation	46	* Nec Microcomputer Inc.	28, 29
‡ Eastman Kodak Company Graphics Division	7	* Nortron	67
■ E&L Instruments Inc.	156	OK Machine & Tool Company	170
* Electrol	133	* Oscilloquartz	67
■ Electronic Development Corporation	150	■ Panasonic	189
Electronic Navigation Industries	14	* Phillips Eicoma	64
■ Electronics Memories and Magnetics Corporation	167	* Phillips Industries	60, 61
EMR-Telemetry	171	* Phillips Test & Measuring Instruments Inc.	2E-3E
■ Erie Technological Products Co. Inc.	27	Photocircuits	68, 69
Faultfinders Inc.	186	Plessey Co. Ltd.	143
* FEME	12E	■ Powermate	172
■ Fibra Sonics Inc. Division of C.E. Niehoff	148	Practical Automation Inc.	183
Figaro Engineering Inc.	8	■ Premier Metal Products Corporation	174
Florida Dept of Commerce	176	* Procond S.p.A.	139
■ John Fluke Mfg. Co., Ltd.	85, 87, 89	* Racal Thermionic Ltd.	1
* Ganz Measuring Instruments	133	* R 2 E	49
		RCA Solid State Division	79
		Refac Electronics	164
		‡ Rental Electronics Inc.	64

# Classified section

FOR EMPLOYMENT  
AND SALES OPPORTUNITIES

# Official proposal

■ T.L. Robinson Co., Inc.	8
■ Rockwell International Electronics Group	137
* Rohde & Schwarz	1E
Scanbe Mfg., Corp.	166
* Schlumberger	9E
* Seci Divisione Componenti	11E
* Secme	20E
* Seem	7E
* Seimart	71
* Sfernice	19E
* SGS Ates	144
* Siemens A.G. Munich	62
‡ Signal Transformer Sorensen	56 153
■ Spectrol Electronics Corp.	130
Spectrum	84
Sprague Electric Company	59
Standard Microsystems Corp.	122
* Sycor Inc.	151
■ T-Bar, Incorporated	152
Tecnetics	160
Tektronix IDD	43
■ Tektronix Inc.	9
Teletype	179
Teradyne Inc.	76
Thomson DTE	110
■ TRW Capacitors	181
United Systems Corp. a Sub of Monsanto Co.	189
■ Unilode Corporation	27
U.S. Capacitor Corporation	90
‡ U. S. Instrument Rentals Inc.	1
* Varo Semiconductor Inc.	8E
Vitramon, Incorporated	177
* Wandel und Goltermann	51
■ Wavetek Indiana	98
XLO-REMEX	163
* Yokogawa Electric Works Ltd.	7
Zilog	32, 33

**RATES** \$46 per advertising inch (1/4") Commissionable

**SIZES** 1/4" to 10" deep in widths of one column (1 3/4"), two (3 3/4"), three (5 1/4"), and four (7")

**CLOSING** Two weeks prior to mailing

**MAILING** One week prior to issue date

**ISSUE DATE** Every other Thursday

**AD ORDERS/BOX NUMBER ANSWERS**

Send to Electronics, Post Office Box 900 New York N.Y. 10020

## POSITIONS VACANT

**Instrument Engineer Needed** for modern department of Biological Sciences, beginning September 1, 1976. Duties include design, fabrication and modification of electronic, electro-optical and electromechanical instruments used in biological research and attending to the data processing needs of the staff. B.S. in engineering or physics and a strong interest in instrumentation are required, and 1-2 years of experience would be helpful. The salary is competitive. Please reply with full particulars including experience, salary expectations, curriculum vitae, references and date of availability to W.L. Pak, Department of Biological Sciences, Purdue University, West Lafayette, Indiana 47907. Equal Access/Equal Opportunity Employer.

**Position Available—Need BS Eng.** + U.S. exper. in engineering or technical sales. Fee paid by employer. Over 1,000 U.S. client co's. Est. 1959. Send resume & present salary. Atomic Personnel, Inc., Box L, 1518 Walnut, Phila. PA 19102.

## EMPLOYMENT SERVICE

**Electronics' Industry Newsletter** tells you which firms have current employment opportunities, in the field of Electronics, for all types of Engineers, Sales Representatives, Technicians, Executives, Computer Personnel and others. Latest product information is also reported. For information write: Electronics' Industry Newsletter, Dept. 304A, 23573 Prospect Avenue, Farmington, MI 48024.

## Baltimore County, Maryland Notice Of Intent To Assign A Communications Project

In the near future, the Professional Services Selection Committee will recommend the assignment of a Communications System Project to a prequalified engineering firm.

Because of a change in project scope, this advertisement supersedes the previous one published in August, 1975.

Services required are as follows:  
PROJECT 76-04 COMMUNICATIONS PROJECT

Currently the underground communications structure is being completed in conjunction with the Courts Building Plaza. The utilization of the space will involve the development of a communications system, associated performance specifications for the equipment to be used in this system, and project management until full operational capability is achieved. This will be a combined use facility serving Fire, Police, Civil Defense and all general government agencies using radio equipment. 911 systems and Computer Assisted Dispatch (CAD) are contemplated for the facility along with the telephone, teletype and radio facilities. Federal funds will be utilized in this project which is estimated to cost \$3,000,000.

This project will require the services of a firm thoroughly familiar with communications equipment and systems. Experience with a similar installation is necessary, along with a thorough knowledge of the current state of the art in communications equipment. The experience and knowledge will be applied to the development and coordination of a full program approach with the responsible department and the using agencies.

To be considered for award, all prequalified firms, including those that submitted letters of interest in response to the original advertisement, must submit a GSA Form 255 on this project. Any firm not presently prequalified should do so immediately by filing either a GSA Form 251 or 254.

All Form 255 submittals must be received by the Chief of the Bureau of Engineering, Room 200, County Office Building, Towson, Maryland 21204 by not later than 4:30 P.M., E.D.T., June 14, 1976.

By order of the County Executive of Baltimore County, Maryland.

THEODORE G. VENETOULIS  
County Executive

## CLASSIFIED SALES REPRESENTATIVES

Atlanta	..... Miriam Curth 404/892-2868	Los Angeles	Stan Kassin 213/487-1160
Boston	..... H. Buchanan 617/262-1160	New York	..... H. Buchanan 212/997-3593
Chicago	..... Bill Higgins 312/751-3733		..... D. Hawksby 212/997-3593
Cleveland	..... C. Byers 216/781-7000	Philadelphia	Dan Ferro ..... 215/568-6161
Dallas	..... G. Ambrose 214/742-1747	Pittsburgh	..... Pam Petika 412/391-1314
Denver	..... John Ryan 303/266-3863	San	
Detroit	..... Mac Huestis 313/873-7410	San Francisco	..... Mary Kenny 415/362-4600
Houston	..... Rick Ofstie 713/224-8381		

XEROX 400 TELECOPIER  
212/997-6800

■ For more information of complete product line see advertisement in the latest Electronics Buyers Guide  
\* Advertiser in Electronics International  
‡ Advertiser in Electronics domestic edition

# Did you know there's a way to STOP advertising mail you don't want?



You can now get your name off—or on— advertising mailing lists by writing DMMA's Mail Preference Service

By CELIA WALLACE  
DMMA Consumer Affairs Director

If you don't want to receive advertising mail, there's a simple, effective way to stop most of it. Just contact the Direct Mail/Marketing Association (DMMA), a group representing businesses that use mail to advertise their products and services, and they'll send you a *name-removal* form. Your name will then be removed from the lists of many DMMA member companies who conduct most large-scale mail advertising campaigns.

## Think you want to be taken off mailing lists?

According to Robert DeLay, President of the DMMA, people who take steps to get their names removed from mailing lists, later decide maybe it isn't so bad after all when they think of what they would be missing. Such as catalogs, new product samples, chances at sweepstakes and cents-off coupons.

## MPS also enables you to be added to lists.

However, if you feel you don't get your fair share of mail offers, the DMMA offers another service to get your name *on lists* so you'll receive more offers in special interest areas such as crafts, books, sports, investments, clothing, travel and gardening.

If you want to take advantage of either of these services offered by the DMMA, simply send the coupon below.



MAIL TO:  
**DIRECT MAIL/MARKETING ASSOCIATION**  
c/o McGraw-Hill, P.O. Box 500  
Hightstown, New Jersey 08520

- STOP IT! I don't want to be on anyone's "list." Please send me a *Name-Removal Form*.
- SEND ME MORE! I'd like more mail on my favorite interests and hobbies. Send me an "*Add On*" Form.

PRINT NAME \_\_\_\_\_

ADDRESS \_\_\_\_\_

CITY \_\_\_\_\_

STATE \_\_\_\_\_ ZIP \_\_\_\_\_

## Advertising Sales Staff

**Pierre J. Braudé** New York [212] 997-3468  
Paris Tel: 720-73-01  
Director of Marketing

**Atlanta, Ga. 30309**  
100 Colony Square, 1175 Peachtree St., N.E.  
[404] 892-2868

**Boston, Mass. 02116:** James R. Pierce  
607 Boylston St. [617] 262-1160

**Chicago, Ill. 60611:**  
645 North Michigan Avenue  
Robert W. Bartlett (312) 751-3739  
Robert M. Denmead (312) 751-3738

**Cleveland, Ohio 44113:** William J. Boyle  
[716] 586-5040

**Dallas, Texas 75201:**  
2001 Bryant Tower, Suite 1070  
[214] 742-1747

**Denver, Colo. 80203:** Harry B. Doyle, Jr.  
123 Speer Blvd., # 400  
[303] 837-1010

**Detroit, Michigan 48202:** Robert W. Bartlett  
1400 Fisher Bldg  
[313] 873-7410

**Houston, Texas 77002:** Paul Reiss  
601 Jefferson Street, Dresser Tower [713] CA 4-8381

**Los Angeles, Calif. 90010:** Robert J. Rielly  
Bradley K. Jones, 3200 Wilshire Blvd., South Tower  
[213] 487-1160

**New York, N.Y. 10020**  
1221 Avenue of the Americas  
Warren H. Gardner [212] 997-3617  
Michael J. Stoller [212] 997-3616

**Philadelphia, Pa. 19102:** Warren H. Gardner  
Three Parkway,  
[212] 997-3617

**Pittsburgh, Pa. 15222:** Warren H. Gardner  
4 Gateway Center, [212] 997-3617

**Rochester, N.Y. 14534:** William J. Boyle  
9 Greylock Ridge, Pittsford, N.Y.  
[716] 586-5040

**San Francisco, Calif. 94111:** Don Farris  
Robert J. Rielly, 425 Battery Street,  
[415] 362-4600

**Paris:** Alain Offergeld  
1 rue Georges Bizet, 75 Paris 16, France  
Tel 720-73-01

**Geneva:** Alain Offergeld  
1 rue du Temple, Geneva, Switzerland  
Tel 32-35-63

**United Kingdom & Scandinavia:** Robert Ghey  
Tel: 01-493-1451, 34 Dover Street, London W1

**Scandinavia:** Andrew Karnig and Assoc  
Kungsholmsgatan 10  
112 27 Stockholm, Sweden  
Tel: 08 51 68 70 Telex: 179 51

**Milan:** Luigi Rancati  
1 via Baracchini, Italy Phone 86-90-656

**Brussels:** Alain Offergeld  
23 Chaussee de Wavre  
Brussels 1040, Belgium  
Tel: 13-73-95

**Frankfurt/Main:** Fritz Krusebecker  
Leibigstrasse 27c, Germany  
Phone 72 01 81

**Tokyo:** Tatsumi Katagiri, McGraw-Hill  
Publications Overseas Corporation,  
Kasumigaseki Building 2-5, 3-chome,  
Kasumigaseki, Chiyoda-Ku, Tokyo, Japan  
[581] 9811

**Australia:** Warren E. Ball, IPO Box 5106,  
Tokyo, Japan

## Business Department

**Thomas M. Egan,**  
Production Manager [212] 997-3140

**Carol Gallagher**  
Production Manager International [212]  
997-2045

**Dorothy Carter,** Production Manager Do-  
mestic  
[212] 997-2908

**Frances Vallone,** Reader Service Manager  
[212] 997-6057

## Electronics Buyers' Guide

**George F. Werner,** Associate Publisher  
[212] 997-3139

**Regina Hera,** Directory Manager  
[212] 997-2544




# Any output converted to engineering units.

- Measure current or voltage from transducers/transmitters to display Pressure (PSI), Force (Lbs) or other physical parameters
- Measure temperature (C or F) from thermocouple, RTD, or thermistor sensors
- Convert output of pulse producing transducers to display Rate (RPM), Flow (GPM), Totals (Gals, bbls), Draw (ratio), Time or other units
- Field adjustable span, offset and digital scaling
- 3½, 4½, 5 digit LED, panel mount models
- Operates from 115/230 VAC, 50/400 Hz or 5 VDC
- Optional BCD output.

Contact our application engineers for details.



918 Woodley Road, Dayton, Ohio 45403  
(513) 254-6251, TWX (810) 459-1728



*DigiTec: precision measurements to count on.*

For Information Only Circle 189 On Reader Service Card

For Demonstration Only Circle 223 On Reader Service Card

## Need a mini capacitor with full commercial temperature capability?

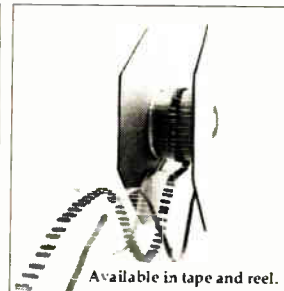
Panasonic L series mini aluminum electrolytics perform from  $-40^{\circ}\text{C}$  to  $+85^{\circ}\text{C}$  with low impedance.

Panasonic's L series are designed for circuits that require low impedance and low D.F. Units exhibit no mechanical damage or leakage of electrolyte with capacitance and D.F. when within voltage surge limits listed in the table to the right.

Available in radial and axial design. You can order Panasonic L series mini aluminum electrolytics in bulk or on tape and reel. The Panasonic L series provide a complete range of standard miniature electrolytics for commercial, industrial and entertainment applications. For more information, mail this coupon today.

**Panasonic**<sup>®</sup>  
just slightly ahead of our time

WVDC	SVDC
6.3 V	8V
10	13
16	20
25	32
35	44
50	63
63	79
100	125



Available in tape and reel.

E-5 I want more information on L series mini aluminum electrolytic capacitors.  
Mail to: PANASONIC COMPANY  
One Panasonic Way, Secaucus, New Jersey 07094

Name \_\_\_\_\_  
Company \_\_\_\_\_  
Address \_\_\_\_\_  
City \_\_\_\_\_ State \_\_\_\_\_ Zip \_\_\_\_\_

# CERBON™ TRIMMER RESISTORS


## Affordable Stability

Centralab's new CERBON trimmers offer you stability approaching cermet at carbon prices... As little as 28¢ in distributor 1,000 quantities; as low as 10¢ in high volume orders.

**Look at these performance characteristics:**

- TCR less than  $-400$  ppm/°C
- CRV less than 2% of maximum resistance
- Rotational life exceeds 500 cycles
- Adjustability (typical) 0.05% of total voltage
- High overload capability — 1 watt at 25°C ambient for 1,000 hours exhibits less than 2% cumulative resistance change
- Maximum stability in humid environment — resistors exposed to an atmosphere of 40°C at 95% relative humidity for 300 hours return within four hours to  $+2.5%$  of their initial readings.

Available now for delivery in any quantity. Write for technical data, or call (915) 779-3961 for a free evaluation sample.



### CHECK THESE FEATURES:

- Ⓐ CERBON™ thick film resistor element for greater stability.
- Ⓑ Dual-tine contact spring for low CRV and set-stability.
- Ⓒ Dust and solder protective thin-profile knob.
- Ⓓ Ceramic substrate resists solder flux; excellent thermal conductivity and dimensional stability.



Circle 190 on reader service card



### FEATURES:

- ★ DESIGNED FOR O.E.M. APPLICATION
- ★ COST SAVING PLUG-IN MODULE
- ★ FULL POWER DISTORTION LESS THAN 5%
- ★ 5 dB RESPONSE FROM 10-100,000 Hz
- ★ QUASI-COMPLEMENTARY CLASS AB OUTPUT
- ★ AVAILABLE IN 20, 30, 50 WATT POWER RANGES

### AUDIO POWER AMP


NEW HYBRID DESIGN PROVIDES EXTREME COST SAVING ADVANTAGE TO AUDIO EQUIPMENT MANUFACTURERS. QUALITY AND WORKMANSHIP GUARANTEED TO MEET OR EXCEED PUBLISHED SPECIFICATIONS. THE CIRCUIT EMPLOYS FLIP-CHIP TRANSISTORS WITH HIGH RELIABILITY AND PASSIVATED CHIP POWER TRANSISTORS WITH EXCELLENT SECONDARY BREAK-DOWN STRENGTH. ESPECIALLY DESIGNED FOR A MINIMUM OF EXTERNAL COMPONENTS. MODELS ALSO AVAILABLE FOR CONSUMER APPLICATION. FOR PRICING AND FURTHER INFORMATION CONTACT:

#### Exclusive North American Distributor

AIRPAX ELECTRONICS, AMERICAN DATA DIVISION  
P.O. BOX 5228 • 401 WYNN DRIVE  
HUNTSVILLE, ALABAMA 35805

190 Circle 191 on reader service card

## This Publication is Available in MICROFORM



... from

### Xerox University Microfilms

300 North Zeeb Rd.,  
Ann Arbor, Mich. 48106  
(313) 761-4700

PLEASE WRITE  
FOR COMPLETE  
INFORMATION



**From those wonderful folks who brought you the best high-priced testers.**

## **The best low-priced tester.**

Introducing the GR 1795 logic circuit tester. The first tester to give you the full diagnostic capability of our GR 1792 series of testers. For about one-third the cost.

This means that for the price of a pretty ordinary tester, you can now get one that will run our powerful CAPS Computer-Aided Programming Software.

So you get all the trouble-shooting speed and accuracy of our big systems.

You get our latest look-ahead probe with pulse-catching capability and automatic programming for different logic families.

And you get a diagnostic clip, fast floppy disc storage, and the same device adapter we use on our big machines.

So what don't you get with the 1795?

Simple. You don't get CAPS simulation and programming capability.

For set-up, you have to program on either an existing 1792 or a separate GR 1797 Programming Station, or use our Programming Service.

Or, you can buy our alternate model GR 1795-LTM.

Instead of CAPS, the LTM uses our new Leamer/Tester Mode for set-up and trouble-shooting. It's far more accurate than other schematic/operator-guided probing techniques since it stores full data per node instead of making transition counts. And, it allows you to move up to full CAPS diagnostics at any time.

Now that this kind of performance is available in a low-cost system, big-time testing capability can come to a lot of places it's never been before. Like service depots, to reduce board float. Or small companies on small budgets. Or large companies with multi-station applications.

The new GR 1795 and GR 1795-LTM.

The first low-cost testers that are as good as a GR tester.

GenRad, Inc. (formerly General Radio), Test Systems Division, 300 Baker Avenue, Concord, Mass. 01742, 617-369-8770.



**GenRad**

The difference in software is the difference in testers.

# Unique wrap-around wiper offers superior setting stability...

Wrap-around, multi-finger wiper reduces contact resistance variation and open circuit problems. Micro-photograph shows trimmer wiper magnified 28X.

## ... here today at no extra cost in every Trimpot® Potentiometer

Bourns multi-fingered, wrap-around wiper design delivers more consistent, more reliable performance. More stable during setting ... more stable in your circuit.

The unique wrap-around design significantly reduces CRV fluctuations and open circuit problems due to thermal and mechanical shock ... by maintaining a constant wiper pressure on the element. As you can see in the enlarged photograph of a sectioned single-turn trimmer, the wiper is shaped so that its upper section works somewhat like a lever arm, keeping the contact fingers under constant tension.

Bourns wrap-around wiper design is essentially self-aligning and self-retaining. Therefore, more reliable ... because there is very little chance of error during manufacture. Designs that do not "wrap-around" usually require very critical heat-staking procedures to lock the wiper into a plastic slot in the rotor (slider). Our tests indicate that such designs are much less resistant to thermal and mechanical shock, and are often mis-assembled.

### HERE'S PROOF:

Send for a copy of our new engineering report on TRIMMER PERFORMANCE. Tell us about your application, and we'll provide qualification samples that best suit your needs.

Bourns reliability is available at ordinary prices ... off-the-shelf from nearly 100 local distributor inventories ... plus our largest-ever factory stock. TRIMMER PRODUCTS, TRIMPOT PRODUCTS DIVISION, BOURNS, INC., 1200 Columbia Avenue, Riverside, California 92507. Telephone 714 781-5320 — TWX 910 332-1252.

### Swage-Bond™ ... a revolution in trimmer reliability

Bourns exclusive Swage-Bond process virtually eliminates pin termination failure ... and provides a marked improvement in temperature coefficient consistency. In the Swage-Bond process, the P.C. pins are secured through the trimmer substrate, with a high-pressure compression swage on both the top and bottom sides. The pressure locks the pins solidly into the element, and thoroughly bonds them to the termination material. Compare Swage-Bond™ to less reliable clip-on termination designs.



### The seal that seals ... without springback

Bourns trimmers stay sealed when others fail. We know. We've tested them all. Bourns uses a chevron-type sealing technique, that seals without O-rings ... eliminating the windup and springback that frequently occurs with such seals. The result is faster and more precise adjustability ... with a seal that really works.



International: HQ Switzerland, 042/23 22 42 • Belgium 02/218 2005 • France 01/2039633 • Germany 0711/24 29 36 • Italy 02/32 56 88 • Netherlands 070/88 93 18 • United Kingdom 01/572 6531 • Japan 075 92 1121 • Australia 86 9410 • Brazil 257-3535 • India 373 544

Circle 902 on reader service card  
World Radio History