

**Citizens Band:** How to Install CB on Your Boat  
EI Converter Gets CB on Any Portable

# **ELECTRONICS ILLUSTRATED**

By the Publishers of **MECHANIX ILLUSTRATED**

MAY • 35¢

## **BUILD AN ELECTRONIC ORGAN**

Easy-to-follow plans  
complete  
in this issue!



**Latest on Tape Recorder Accessories**

# Home Study School of its Kind Training in Industrial ELECTRONICS

## PRINCIPLES PRACTICES MAINTENANCE



For over 45 years NRI has been training men without previous experience for success in Radio-Television Servicing and Communications. Now, expanded uses of Electronics in industry, business and defense are increasing the demand for Electronic Technicians. Four to seven Technicians are needed for every engineer. To meet this demand NRI announces a complete, comprehensive course in **ELECTRONICS**—Principles, Practices, Maintenance.

This training stresses basic fundamentals because so many Electronic devices are built around identical Electronic principles. It is for beginners, or for Technicians who wish to expand their knowledge.



**This is the Electronic Age. Electronic Equipment is already being used to count, weigh, control flow of liquids, solids, gases. Control exposure in photography, detect fumes, or fire. Inspect at remote points. Supervise traffic. Survey land areas and ocean contours. Search for oil, miles beneath the surface. Measure radiation and control power levels in atomic installations. Control air traffic. Translate one language into another. The MILLIONARY applications of Electronics . . . particularly in space rock- and missiles, tracking devices, . . . probably equal all of the**

uses above. Electronic equipment is used to machine parts through complex cycles. It is used in business to process data, control inventory, prepare payrolls, post, calculate, and in medicine for electro-diagnosis, measure body characteristics, electro-surgery.

### JOB COUNSELORS RECOMMEND

Right today a career in Electronics offers unlimited opportunity. Job Counselors know the pay is high, jobs interesting, advancement opportunities great. They advise ambitious, aggressive men who want higher pay now and a better future: "For an interesting career, get into Electronics."



### LEARN MORE TO EARN MORE

Simply waiting and wishing for a better job won't get you ahead. You have to decide you want to succeed and *you must act*. NRI can provide the training you need at home in spare time. No need to go away to school. You don't need a high school diploma or previous Electronic experience. You work and train with components and circuits you will meet throughout your Electronics career. You get especially developed training kits for practical experience that make Electronics easier to learn.

### NRI TRAINING PREPARES YOU FOR GOOD JOBS LIKE THESE

- Electronic Technician
- Assistant Engineer
- Designer
- Laboratory Technician
- Plant Parts Inspector
- Civil Service Specialist
- Laboratory Technician
- Service Technician
- Cameraman
- Computer Technician
- Field Technician
- Radio Operator
- Transmitter Engineer
- Aircraft Technician

**Prepare NOW  
FOR THE HIGHER REWARDS  
ELECTRONICS  
OFFERS THE QUALIFIED  
TECHNICIAN**



A Message from  
**J. Morrison Smith**  
President

National Radio Institute

"Many men seem to have the idea that only engineers — with college degrees — are needed and are able to succeed in Electronics. Nothing is further from the truth. Authorities point out that: for every *one* engineer required, Electronics needs *four to seven* technicians. This NRI course trains you to become an Electronic Technician and opportunities are almost beyond belief."



### Oldest and Largest School

Helping men to succeed by Home Study training is our *only* business. FREE 64-page Catalog gives facts about careers, shows what you learn, tells about NRI's courses in Industrial Electronics, Radio-Television Servicing and Radio-TV Communications.



# FREE!

## LAFAYETTE'S 1961 CATALOG 324 GIANT SIZED PAGES

The Complete Catalog Featuring  
"The Best Buys In The Business"

- Stereophonic Hi-Fi Equipment
- Public Address Systems
- Tape Recorders
- Radio and TV Tubes and Parts
- Citizen Band Equipment
- Amateur Equipment
- Industrial Supplies

Send for Lafayette's FREE Catalog—the most complete, up-to-the-minute electronic supply catalog crammed full of everything in electronics at our customary down-to-earth money-saving prices.

CONTAINS HUNDREDS OF EXCLUSIVE LAFAYETTE ITEMS NOT AVAILABLE IN ANY OTHER CATALOG OR FROM ANY OTHER SOURCE — SEND FOR YOUR COPY NOW!

A "must" for the economy-minded hi-fi enthusiast, experimenter, hobbyist, engineer, technician, student, serviceman and dealer.



## Our 40th Year

<p><b>NEW!</b> 29.95 2.00 Down</p>  <p><b>RK-125 Transistorized Portable Tape Recorder with Built-In Speaker</b></p>	<p>9.95</p>  <p><b>TE-35 Tube Checker</b></p>	<p>109.50 5.00 Down</p>  <p><b>RE-20A Deluxe Citizens Band Transceiver</b></p>
<p>13.50</p>  <p><b>RW-60 20,000 Ohms Per Volt Multitester</b></p>	<p>KT-200, Kit HE-30, Wired</p> <p>64.50 5.00 Down</p>  <p><b>Communications Receiver 4 Bands—550KC to 31MC</b></p> <p>79.95 5.00 Down</p>	<p>NEW!</p> <p>49.95 2.00 Down</p>  <p><b>"Walkie-Talkie" 9-Transistor Portable Citizens Band</b></p> <p>96.50 5.00 Down</p>

EASY PAY PLAN—the simplest, and quickest way to get what you want when you want it. As little as \$2 down ... up to 24 months to pay.

# LAFAYETTE RADIO

Mail the coupon today for your FREE copy of Lafayette Radio's 1961 catalog.

## FREE!



Lafayette Radio Electronics Corp.  
Dept. EIE-1, P.O. Box 190  
Jamaica 31, N. Y.

Send me the FREE Lafayette 324 page  
1961 catalog 610

Name \_\_\_\_\_

Address \_\_\_\_\_

City \_\_\_\_\_ Zone \_\_\_\_\_ State \_\_\_\_\_

# ELECTRONICS ILLUSTRATED

May, 1961

Vol. 4, No. 5

A Fawcett Publication

ROBERT G. BEASON..... Editor  
 Larry Klein..... Technical Editor  
 Joe Dubovy (W2TCC)..... Feature Editor  
 Robert D. Freed..... Associate Editor  
 Murray Cooper..... Art Editor  
 Lou Rubsamen..... Art Associate  
 Elaine E. Sapoff..... Editorial Assistant

In This Issue:

## Special Features

Tomorrow's Telephone Today .....	29
Bonanza for Prospectors .....	35
The Secret Power of Sound .....	38
Those Wild Nicaraguan Stations .....	50
Ham Shack Power Wiring .....	51
Tape Recorder Accessories .....	56
Those Oddball Tubes .....	63
Lie Detective .....	75
Install CB on Your Boat .....	78
Electrofishing .....	88

## Short Features

New Jobs for Grommets .....	54
EI Picturescope .....	68
Engine of Tomorrow .....	91
The Great Chicago Fireworks .....	92

## EI Projects

Piggy-Back CB Converter .....	31
Transistorized Chord Organ .....	40
Souped-Up Crystal Radio .....	60

## EI Reports

Lafayette CB Handie-Talkie .....	53
Harman-Kardon Preamp .....	71

## Theory & Practice

How to Repair Radios—IV .....	84
-------------------------------	----

## Departments

Feedback From Our Readers .....	4
Electronics in the News .....	10
EI Marketplace .....	14
Try These .....	37
Ham Shack .....	67
Good Reading .....	70
Electronic Brain .....	77
Hi-Fi Doctor and Clinic .....	82

Ralph Dalgh..... Editorial Director  
 James Boynton..... Advertising Director  
 Al Allard..... Art Director  
 Ralph Mattison..... Associate Art Director  
 George H. Carl..... Production Director  
 Larry Eisinger..... Editor-in-Chief  
 Phyllis Bendremer..... Production Editor  
 Benita Mills..... Assistant Production Editor  
 John F. Webster..... Advertising Manager

ELECTRONICS ILLUSTRATED is published monthly by Fawcett Publications, Inc., Fawcett Place, Greenwich, Conn. W. H. Fawcett, Jr., President; Gordon Fawcett, Secretary and Treasurer; Roger Fawcett, General Manager; Roscoe K. Fawcett, Circulation Director; Donald P. Hanson, Assistant General Manager.

EDITORIAL AND ADVERTISING OFFICES: 67 West 44th Street, New York 36, N. Y.

ADDRESS ALL MAIL: Subscriptions, change of address, Form 3579 to Subscription Dept., Fawcett Bldg., Greenwich, Conn.; and all editorial and advertising to Fawcett Publications, Inc., 67 W. 44th St., New York 36, N. Y.

Second-class postage paid at Greenwich, Conn., and at additional mailing offices.

Subscription price \$4.00 per year in the U. S. and possessions and Canada. All other countries \$6.00 per year. Foreign subscriptions and sales should be remitted by International Money Order in U. S. funds payable at Greenwich, Conn.

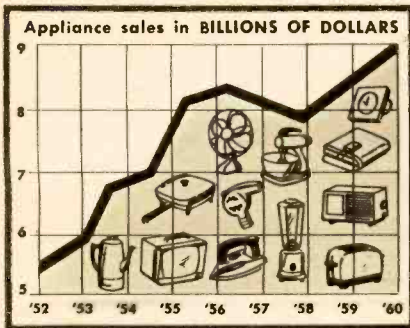
Printed in U.S.A. Copyright 1961 by Fawcett Publications, Inc.

Permission hereby granted to quote from this issue of this magazine on radio or television provided a total of not more than 1,000 words is quoted and credit is given to the title of the magazine and issue, as well as the statement, copyright 1961, by Fawcett Publications, Inc.



# Record-Shattering Boom in Electrical Appliances Opens Up Exciting Profit Chances for Men Who Can Repair Them

**OVER FOUR HUNDRED MILLION electrical appliances are in use right now in American homes—and are increasing at the rate of 76 MILLION a year! No wonder that men who know how to service them properly are making \$3 to \$5 an hour—in spare time or full time. FREE BOOK tells how you can quickly and easily get into this profitable field.**



(Above) Based on chart in Electrical Merchandising Week Magazine.

**Just look at how dependent American homes have become on electric appliances!**

Here are some of today's common appliances, and the number of U.S. homes containing each.

Air Conditioners (Room).....	6,500,000
Bed Coverings.....	10,800,000
Clocks.....	40,268,000
Coffee Makers (automatic).....	27,000,000
Freezers.....	11,200,000
Frypan Skillers.....	20,600,000
Heaters, Portable (Elec.).....	14,415,000
Heating Pads.....	19,925,000
Hotplates.....	12,105,000
Irons (Standard).....	44,850,000
Steam Irons.....	28,200,000
Mixers.....	27,000,000
Ranges.....	17,200,000
Refrigerators.....	49,605,000
Sandwich-Waffle Comb.....	17,615,000
Shavers.....	34,500,000
Toasters.....	40,195,000
Vacuum Cleaners.....	36,700,000
Washers.....	47,100,000

## EARN WHILE YOU LEARN



with this  
**APPLIANCE  
TESTER**  
— Yours at No  
Extra Charge

Course includes all parts to assemble a portable, sturdy Appliance Tester. Use it to locate faulty cords, short circuits, poor connections, etc. in a jiffy; find defects in house wiring; measure electricity used by appliances; many other uses. Helps you earn while you learn.

**THE "ELECTRICAL APPLIANCE BOOM"** is in full swing. For example, annual sales of coffee makers have zoomed in the last decade from 900,000 to 4,750,000. Room air conditioners have gone from 200,000 a year to 1,800,000 a year. In just the last five years Americans have bought 26 million electric fans, 9 million electric heaters, 5 million deep-fat fryers!

The coming of the auto created a multi-million dollar service industry, the auto repair business. Now the same thing is happening in the electrical appliance field. But with this important difference: anybody with a few simple tools can get started in appliance repair work. No big investment or expensive equipment is needed.

### We Tell You Everything You Need to Know

If you'd like to get started in this fascinating, profitable, rapidly growing field—let NRI give you the home training you need in Servicing Electrical Appliances. Here's your chance to build up "a little business of your own" without big investment—open up an appliance repair shop, become independent. Or keep your present job, turn your spare time into extra cash.

You can handle this work anywhere—in a corner of your basement or garage, even on your kitchen table. And you can earn \$3 to \$5 an hour—get back the cost of the course before you finish it. No technical experience, or



higher education necessary. We tell you and show you everything you need to know, in plain English and clear pictures. And the training costs you less than 20¢ a day!

## FREE BOOK and Sample Lesson

Our 24-page Free Book tells about America's "Electrical Appliance Boom"—how we train you to "cash in" on it. Free Sample Lesson shows how simple and clearly illustrated our instruction is—how it can quickly prepare you for a profitable future. Mail coupon, letter, or postcard to: *National Radio Institute, Dept. KE-1, Washington 16, D.C.* (No obligation—and no salesman will call on you.)



**NATIONAL RADIO INSTITUTE**  
Dept. KE1, Washington 16, D.C.

Please send me Free Book about your Electrical Appliance Repair Course and a free Sample Lesson. I am particularly interested in:

Spare Time Earnings     Business of My Own     Better Job

I understand there is no obligation on my part; and no salesman will call.

Name.....

Address.....

City..... Zone..... State.....

Accredited Member National Home Study Council

# FEEDBACK From Our Readers

● **South Africa Calling**

I have just bought a tape recorder and I would very much like to find out whether there are any of your readers who are interested in corresponding by tape with me, a South African. I can hardly afford to be fussy but I would prefer young people, as I am 21. My recorder has three speeds and four tracks.

A. M. Meiring  
722 Park St.  
Arcadia, Pretoria  
Union of South Africa

*Any EI readers interested? Send your tapes directly to Mr. Meiring.*

● **Winds of Change**

In your November '60 EI you published an article on a front-loading satellite stereo speaker system. I am interested in building it but would like to let my speaker set out in the open in the center of my wall and have it balanced looking. If I center the speaker and drill three 1-in. holes in each end would it have any effect on the performance?

C. L. Harrison  
Macon, Ga.

*The specific arrangement shown was arrived at after a great deal of testing. We would not suggest changes or modifications without testing them.*

● **Electronic Doctor**




After reading your article on electronic frauds (September '60 EI) we want to know any information regarding Dr. A- - - and his work. We are enclosing mimeographed copies of two circuits of his medical machines. Would you please advise us as to whether the tube connections as shown are likely or whether the machine works?

R.G.B.  
Toronto, Ont.

*Sorry, but EI is not qualified to dispense such advice. Try contacting such organizations as your local medical society and the Better Business Bureau.*

● **Moon Boom Bust**



I read your story about the moon probe (February '61 EI). Maybe I'm mistaken, but isn't the probe you wrote about the same one that never got off the ground? If it is, I'd sure hate for you guys to go into weather forecasting.

Buddy Smith  
Chicago

*You're not, it was, and nobody has asked us about the weather. Maybe we're getting lucky.*



These men are getting practical training in...

# ELECTRICITY ELECTRONICS



*On Real:*

**A.C. and D.C. Motors  
Generators  
Switchboards  
Controllers  
Modern Appliances  
Automatic Electronic  
Control Units**


*(Shown at left—Instructor explaining operation and testing of a large Motor Generator in our A.C. Department.)*

# TELEVISION RADIO ELECTRONICS

*On Real:*

**Television Receivers  
Black & White and Color  
AM-FM and Auto Radio  
Transistors—Printed  
Circuits—Test Equipment**

*(Right — Instructor helping students check the wiring and trace circuits of television receivers.)*



## Train in the NEW SHOP-LABS of COYNE

**Largest, Oldest, Best Equipped School of Its Kind in the U.S.**

Prepare for your future now in today's top opportunity field. Don't be satisfied with a "No Future" job. Train the Coyne way for a better job in a field that offers a world of opportunities in the years ahead.

**You train in Chicago**—the Electrical and Electronic Center of the World—on real equipment. Professional and experienced instructors show you how, then you do practical jobs yourself. No previous experience or advanced education is needed.

**FINANCE PLAN:** Enroll now, pay most of tuition after graduation. Part-time employment help for students.

Mail coupon or write to address below for free book—"Guide to Careers". Whether you prefer Electricity, Television-Radio or Combined Electronics Training, which includes both fields, this book describes all training and gives facts to Vets and Non-Vets.



### Mail Coupon or Write for FREE Book

Book comes by mail. No obligation and no salesman will call.

Mail coupon below in an Envelope or paste on a Postal Card or write Address given and Free book, "Guide to Careers", with information will be sent to you by return mail.

**COYNE ELECTRICAL SCHOOL**  
Dept. 51-8C, New Coyne Building  
1501 W. Congress Pkwy., Chicago 7, Illinois

Send BIG FREE book and details of all the training you offer. However, I am especially interested in:

Electricity  Television  Both Fields

Name \_\_\_\_\_

Address \_\_\_\_\_

City \_\_\_\_\_ State \_\_\_\_\_

*(I understand no Salesman will call)*

**B. W. Cook, Jr., Pres.**  
**COYNE** Founded 1899  
**ELECTRICAL SCHOOL**

**CHARTERED AS AN EDUCATIONAL INSTITUTION NOT FOR PROFIT**  
1501 W. CONGRESS PARKWAY, CHICAGO 7 Dept. 51-8C  
**ELECTRICITY ★ RADIO ★ TELEVISION ★ REFRIGERATION ★ ELECTRONICS**

# FEEDBACK

## ● Correction

In your article VOICE CONTROL YOUR MODEL TRAINS (December '60 EI) I have found a few corrections that I believe should be made.

1. In the pictorial diagram the center arm of R2 should go to the second lug from the right on the terminal strip. You have it going to R1, and the top of control you have going to primary of T2. It should go to R1.

2. In last sentence of the text you call the pilot light PL1. It should be PL2.

3. The relay you call for in the parts list is 6VDC and you list a 12VDC power supply. Which is right?

Sol Abramowitz, WØWSK  
Sol's TV Service  
Denver, Colo.

You are right on Nos. 1 and 2, Sol, and we're right on No. 3 (6VDC relay, 12VDC power supply). Thanks for writing.

## ● They Went Thataway

As author of the article on Civil Air Patrol stations (DXing THE CAP, March '61 EI), I have some frequency changes to report. The new channels are as follows:

Channel 1.....	2374 kc
Channel 2.....	26620 kc
Channel 3.....	4467.5 kc
Channel 4.....	4507.5 kc
Channel 5.....	4585 kc
Channel 6.....	143910 kc
Channel 7.....	148140 kc

By the way, the CAP (official auxiliary of the Air Force) is looking for members. Men and women citizens 14 through 18 are eligible for the Cadet program, over 18 for the Senior program. Write to the Commander, Headquarters, Civil Air Patrol, U. S. Air Force, Bolling AFB, Washington 25, D. C. for details.

Tom Kneitel  
Operator, Station Empire 22  
New York Wing Headquarters  
Civil Air Patrol

# MICRO

## ELECTRON TUBE

INTRODUCES FOR THE FIRST TIME  
ANYWHERE A SELECT STOCK OF USED  
TUBES AT A FABULOUS LOW PRICE

# 37¢ ea.

FOR ANY TUBE LISTED

**\$35 PER HUNDRED ASSTD.**

ALL TUBES SENT POSTAGE PAID  
Please send 25¢ handling for orders under \$5. Send 25% deposit on C.O.D. orders. Send approximate postage on Canadian and foreign orders.

# MICRO

## ELECTRON TUBE CO.

Dept. EI-5, P. O. Box 55 Park Sta., Paterson 3, N. J.

- Each and every tube is tested in our own laboratory for mutual conductance and life test.
- We guarantee FREE replacement for one year of any tube purchased from us which fails to function efficiently under any or all operating conditions. Prompt refunds are made on any defective merchandise.
- The advertised tubes are not necessarily new, but may be electrically perfect factory seconds or used tubes—each is clearly so marked.

6AZ	6X8	6BH6	6SF6	7Z4	18DG6C
6Z6	6Y4GT	6BK6	6SF7	12AB	19J6
1A7GT	6Y4G	6BK5	6SK7	12AQ5	19T8
1B3GT	6Y4	6BR7	6SKT	12AT5	24A
1H4C	6AB	6BL7GT	6SL7GT	12AT7	25AV5
1H5GT	6AB4	6BN6	6SN7GT	12AU6	25BQ6
1L4	6AF4	6BQ6GT	6SQ7	12AU7	25DNG
1L6	6AG5	6BQ7	6SQ7	12AV6	28L6GT
1N5GT	6AQ7	6BY5G	6ST7	12AV7	25W4GT
1Q5GT	6AN6GT	6BZ6	6T6	12AX4GT	28Z5
1R8	6AM6	6BZ7	6T8	12AX7	28Z6
1S8	6AM6	6C4	6U8	12B4	26
1T4	6AM6	6C5	6V8	12BA6	35A5
1U6	6AK5	6C6	6W4GT	12B7	35B5
1V2	6AL7	6C8	6W6GT	12B8	35C5
1X2	6AM6	6C86	6X4	12B86	35L6GT
2A3	6AN6	6CDE6	6X5	12B97	35W4
2AF4	6AQ5	6CC7	6X8	12B98	35Y4
3B6	6AQ6	6CC7	6X8	12B97	35Z5GT
3B7C	6AQ7GT	6CL5	6Y6G	12C25	37
3BZ6	6AR5	6CMS	7A4/XXL	12C5	38/44
3C9B	6AS5	6CM7	7A8	12E6	42
3CF6	6AT8	6CM7	7A8	12E7	43
3CS6	6AT6	6CSE	7A8	12E8	50A5
3LF4	6AUGT	6DE6	7B4	12E9	50B5
3Q4	6AUSG	6DE6	7B6	12F7	50C5
3E4	6AUS	6DF6	7B6	12J6	50L6GT
3V4	6AUS	6DF6	7B6	12K7	50K6
4907A	6AV6GT	6NG	7B7	12Q7	50P6
4B2T	6AV6	6JA	7B8	12R7	50S6
5A5	6AW6	6J5	7C4	12S7	50T6
5AT8	6AX4GT	6J7	7C5	12S7	50U6
5AV6	6AX5GT	6K6GT	7C6	12S7GT	50V6
5AW4	6B6	6K7	7C7	12S7GT	50W6
5B7	6B6	6K8	7C8	12T7	50X6
5J6	6BC5	6K8	7E6	12V6GT	50Y6
6T8	6BC8	6L7	7E7	12W6GT	51A
6U4C	6BD4	6N7	7F7	12X6	76
6U8	6BE6	6Q7	7F8	12Y7	76
6V4G	6BF6	6S4	7H7	12Z6	77
6V6GT	6BF6	6S6GT	7N7	14A7/12B7	78
	6BGC	6SA7	7Q7	14Q7	80
		6SC7	7K7/XXFM	18A	84/8Z4
			7V4	18A4GT	117Z3
					117Z6

WRITE DEPT. EI-5 FOR OUR FREE COMPLETE LIST OF TUBES & SPECIAL PURPOSE TUBES



# ARE YOU



If there was a layoff in your organization would you be "expendable"? Would you be one of the first to go? Or one of the last?

Let's face it. Almost *anyone* is expendable. But some are more expendable than others!

*Training* makes the difference.

Ability and experience alone cannot substitute for the special training a man needs to

come up with the right answers, capture the attention of his superiors and make himself a "wanted man" in his organization.

You may have missed the formal education you need. Or perhaps military service interfered. But even if you are busy with a family and a job, it's not too late. You can get the training you need — starting now! You can get it from I. C. S., the oldest and largest home-study organization in the world.

I. C. S. Courses are practical, easy-to-follow. You study at home, in your spare time — at your own pace.

Everything you learn in the field of your choice is something you can use — right away! This is because I. C. S. Courses are prepared by business and industry leaders who know what *you* need to know to go places. If you wish, regular progress reports will be sent to your employer. Chances are you'll get rid of the "expendable" tag even before you finish your course.

Take your first step now! Send the coupon below and get the three free opportunity books that will show you how to win job security. We'll send: (1) Opportunity handbook for the field of your choice, (2) 36-page booklet called "How to Succeed," (3) Sample lesson (Math) demonstrating the I. C. S. method.

For Real Job Security — Get an I. C. S. Diploma!

I. C. S., Scranton 15, Penna.

Accredited Member,  
National Home Study Council

## INTERNATIONAL CORRESPONDENCE SCHOOLS



BOX 98057C, SCRANTON 15, PENNA.

(In Hawaii, reply P.O. Box 418, Honolulu)

(Partial list of courses)

Without cost or obligation, send me "HOW TO SUCCEED" and the opportunity booklet about the field BEFORE which I have marked X (plus sample lesson):

### ARCHITECTURE and BUILDING CONSTRUCTION

- Air Conditioning
- Architecture
- Arch. Drawing and Designing
- Building Contractor
- Building Estimator
- Carpenter Builder
- Carpentry and Millwork
- Heating
- Painting Contractor
- Plumbing
- Reading Arch. Blueprints

### ART

- Commercial Art
- Magazine Illus.
- Sign Painting and Design's
- Sketching and Painting

### AUTOMOTIVE

- Automobile
- Auto Body Rebuilding and Refinishing
- Auto Engine Tuneup
- Auto Electrical Technician
- Diesel Engines

### AVIATION

- Aero-Engineering Technology
- Aviation Engine Mech.
- Reading Aircraft Blueprints

### BUSINESS

- Accounting
- Advertising
- Bookkeeping and Cost
- Accounting
- Business Administration
- Business Management
- Clerk Typist
- Creative Salesmanship
- Managing a Small Business
- Professional Secretary
- Public Accounting
- Purchasing Agent
- Real Estate Salesmanship
- Salesmanship
- Salesmanship and Management
- Traffic Management

### CHEMICAL

- Analytical Chemistry
- Chemical Engineering
- Chem. Lab. Technician
- General Chemistry

- Oil Field Technology
- Pulp and Paper Making

### CIVIL ENGINEERING

- Civil Engineering
- Construction Engineering
- Highway Engineering
- Professional Engineer (Civil)
- Reading Struc. Blueprints
- Sanitary Engineer
- Sewage Plant Operator
- Structural Engineering
- Surveying and Mapping
- Water Works Operator

### DRAFTING

- Aircraft Drafting
- Architectural Drafting
- Drafting & Machine Design
- Electrical Drafting
- Electrical Engineering Drafting
- Industrial Piping Drafting
- Mechanical Drafting
- Sheet Metal Drafting

### ELECTRICAL

- Electrical Appliance Servicing
- Electrical Engineering

- Electric Motor Repairman
- Elec. Engr. Technician
- Elec. Light and Power
- Practical Electrician
- Practical Lineman
- Professional Engineer

### HIGH SCHOOL

- Good English
- High School Diploma
- High School General
- H. S. College Prep. (Eng'g & Science)
- High School Math
- High School Science
- Short Story Writing

### LEADERSHIP

- Industrial Foremanship
- Industrial Supervision
- Personnel-Labor Relations
- Supervision

### MECHANICAL and SHOP

- Diesel Engines
- Gas-Elec. Welding
- Heating and Air Conditioning
- Industrial Engineering
- Industrial Instrumentation

- Industrial Safety
- Machine Shop Practice
- Mechanical Engineering
- Plumbing and Heating
- Professional Engineer
- Quality Control
- Reading Shop Blueprints
- Refrigeration and Air Conditioning
- Tool Design
- Tool Making

### RADIO, TELEVISION

- General Electronics Tech.
- Industrial Electronics
- Practical Radio-TV Eng'g
- Radio-TV Servicing
- TV Technician

### RAILROAD

- General Railroad

### STEAM and DIESEL POWER

- Combustion Engineering
- Power Plant Engineer
- Stationary Diesel Engr.
- Stationary Steam Engines

### TEXTILE

- General

Name \_\_\_\_\_ Age \_\_\_\_\_ Home Address \_\_\_\_\_

City \_\_\_\_\_ Zone \_\_\_\_\_ State \_\_\_\_\_ Working Hours \_\_\_\_\_ A.M. to P.M. \_\_\_\_\_

Occupation \_\_\_\_\_ Canadian residents send coupon to International Correspondence Schools, Canadian, Ltd., Montreal, Canada. . . . Special low monthly tuition rates to members of the U. S. Armed Forces.

## ...electronics in the news

**IS NOTHING SACRED?** . . . How old is the wine or brandy in those imported bottles? The label may read 1948, 1936 or even 1910 but since the Bureau of Internal Revenue has a tax stake in the matter it wants to find out for itself. And the investigators use, of all things, a kind of geiger counter.

The method used to determine the age of the liquor is similar to that discovered by Nobel Prize winner Dr. Willard F. Libby. He was able to determine the age of ancient materials by measuring the radioactive carbon in them. Tritium, the radioactive form of hydrogen, is the age-determining material in liquor. Although there is only about two pounds of tritium in all the water on earth, it is readily detectable in minute quantities with instruments developed through nuclear research. Since tritium has a known half-life of 11 years, comparing a fresh bottle of tritium-containing water or liquor with an aged bottle will give the actual vintage. But what about us beer drinkers?



**Communications via space** . . . 1961 promises to be an exciting year in space. A chimp named Ham not long ago came back from way out there after paving the way for the first astronaut, who might be out of this world himself by the time this is published. Russia has launched a seven-ton satellite, heaviest man-made object in space. And the U. S. soon is to send the privately built, cake-shaped, lightweight (32 pounds) satellite pictured below into orbit 22,000 miles above the equator to speed up global communications. The space vehicle will be in stationary orbit, that is, its speed will be synchronized with the earth's rotation so it will always be positioned directly above the mouth of the Amazon River (or at any other spot chosen later). The relay satellite will be in line-of-sight to ground



Solar cells, 2700 of them, surround satellite. They power communications repeater system.




Satellite whirls through test at Hughes—1962 may find it whirling 22,000 miles overhead.



# BREAK THROUGH TO HIGHER PAY

# in ELECTRONICS

## TV-RADIO



**START NOW!** Break through the Earning Barrier that stops half-trained men. N.T.S. "All-Phase" training prepares you — at home in spare time — for a high-paying CAREER in Electronics — TV — Radio as a MASTER TECHNICIAN. One Master Course at One Low Tuition trains you for unlimited opportunities in All Phases: Servicing, Communications, Preparation F.C.C. License, Broadcasting, Manufacturing, Automation, Radar and Micro-Waves, Missile and Rocket Projects.


A more rewarding job... a secure future... a richer, fuller life can be yours! As an **N.T.S. MASTER TECHNICIAN** you can go straight to the top in industry... or in your own profitable business.

You work on actual job projects

### SUCCEED IN MANY HIGH-PAYING JOBS LIKE THESE...

- TV-Radio Sales, Service and Repair
- Profitable Business of Your Own
- Communications Technician — F.C.C. License
- Hi-Fi, Stereo & Sound Recording Specialist
- TV-Radio Broadcasting Operator
- Technician in Computers & Missiles
- Electronics Field Engineer
- Specialist in Microwaves & Servomechanisms
- Expert Trouble Shooter
- All-Phase Master Technician

### 19 BIG KITS YOURS TO KEEP



Free book gives you all the facts

### NATIONAL TECHNICAL SCHOOLS

WORLD-WIDE TRAINING SINCE 1905

4090 SO. FIGUEROA ST., LOS ANGELES 37, CALIF., U.S.A.

Write Dept. R4Y-41



#### RESIDENT TRAINING AT LOS ANGELES

If you wish to take your training in our Resident School at Los Angeles, the world's TV capital, start NOW in our big, modern Shops, Labs, and Radio-TV Studios. Here you work with latest Electronic equipment — professionally installed — finest, most complete facilities offered by any school. Expert friendly instructors — Personal attention: Graduate Employment Service. Help in finding home near school — and part time job while you learn.

WRITE FOR SPECIAL RESIDENT SCHOOL CATALOG AND INFORMATION



ACCREDITED MEMBER  
... the only nationally recognized accrediting agency for private home study schools.

N.T.S. Shop-Tested HOME TRAINING is **Better, More Complete, Lower Cost**... and it is your key to the most fascinating, opportunity-filled industry today!

#### YOU LEARN QUICKLY AND EASILY THE N.T.S. SHOP-TESTED WAY

You get lessons, manuals, job projects, unlimited consultation, graduate advisory service.

You build a Short Wave-Long Wave Superhet Receiver, plus a large-screen TV set from the ground up, with parts we send you at no addi-

tional cost. You also get a Professional Multimeter for your practical job projects.

#### EARN AS YOU LEARN... WE SHOW YOU HOW!

Many students pay for entire tuition — and earn much more — with spare time work they perform while training. You can do the same... we show you how.

**SEND FOR INFORMATION NOW... TODAY! IT COSTS YOU NOTHING TO INVESTIGATE.**

#### N.T.S. HOME TRAINING is

- Classroom Developed
- Lab-Studio Planned
- Shop-Tested
- Industry-Approved
- Specifically Designed for Home Study



MAIL COUPON NOW

for **FREE BOOK** and **ACTUAL LESSON**

NO OBLIGATION!  
NO SALESMAN WILL CALL

### NATIONAL TECHNICAL SCHOOLS

WORLD-WIDE TRAINING SINCE 1905

Mail Now To  
National Technical Schools, Dept. R4Y-41  
4090 S. Figueroa St., Los Angeles 37, Calif.

Please rush **FREE** Electronics-TV-Radio "Opportunity" Book and Actual Lesson. No Salesman will call.

Name \_\_\_\_\_ Age \_\_\_\_\_

Address \_\_\_\_\_

City \_\_\_\_\_ Zone \_\_\_\_\_ State \_\_\_\_\_

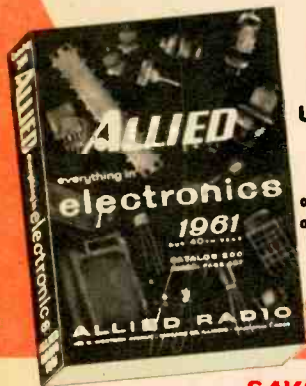
Check here if interested ONLY in Resident Training at Los Angeles.

VETERANS: Give date of discharge \_\_\_\_\_

free

**ALLIED**

**MONEY-SAVING 1961  
ELECTRONICS CATALOG**



**444 PAGES  
COMPLETE  
UP-TO-DATE**

only \$2 down  
on orders up to \$50;  
only \$5 down up to  
\$200; \$10 down  
over \$200

**SAVE MOST ON  
EVERYTHING IN ELECTRONICS**

Send for this leading, value-packed catalog featuring everything in Electronics, including products available only from ALLIED. Whether you're a kit builder, experimenter, hi-fi fan, Amateur, serviceman or engineer, you'll save most on:

- KNIGHT-KITS®—Best in Build-Your-Own
- Everything in Stereo High-Fidelity
- KNIGHT® Super-Value Stereo Hi-Fi
- Tape Recorders & Phono Equipment
- TV Tubes, Antennas, Accessories
- Parts, Tubes, Transistors
- Everything in Tools & Technical Books
- Amateur Station Equipment
- Citizen's Band 2-Way Radio
- Public Address & Paging Systems
- Latest Test & Lab Instruments



SAVE on everything in Electronics at ALLIED—get fastest shipment, expert personal help, easiest-pay terms, satisfaction guaranteed or your money back. Send coupon for FREE 1961 ALLIED Catalog.

**SEND FOR  
FREE  
CATALOG**

YOU CAN DEPEND ON THE WORLD'S  
LARGEST ELECTRONIC SUPPLY HOUSE

our 40th  
year

**ALLIED RADIO**

ALLIED RADIO, Dept. 86-E1  
100 N. Western Ave., Chicago 80, Ill.

Rush FREE 1961 Allied Catalog No. 200

Name \_\_\_\_\_  
PLEASE PRINT

Address \_\_\_\_\_

City \_\_\_\_\_ Zone \_\_\_\_\_ State \_\_\_\_\_

...News

stations throughout most of North and South America, Western Europe and the western half of Africa. The broadcast material will be picked up by the satellite and re-broadcast to any country in "view." This will give us instant interglobal communications and permit exchange of TV programs. Those Scotland Yard boys finally will find out how Peter Gunn operates and the gals will be able to see Paris and Rome fashions firsthand.

Looking ahead . . . David Sarnoff, Chairman of the Radio Corporation of America, has made four interesting prognostications for the future in space.

First, satellite systems for world-wide communications to add speed, versatility and reliability to domestic and intercontinental communications.

Second, he expects the development of maneuverable satellites capable of detecting, identifying and rendezvousing with other satellites.

Third, a peace force of reconnaissance satellites. These satellites would be equipped with television, infrared and radar facilities to take pictures of the earth from several hundred miles in space, even in total darkness. They could furnish dependable data that nations are not arming for war, or perhaps warn us that they are.

And last, missile-bearing satellites able to launch retaliatory attack at a moment's notice against ground targets anywhere in the world. Such a weapon could be orbited at the convenience of the military forces, then directed to its target by ground stations.

Still they come . . . There seems to be no end to the transistor deluge. New ones appear so rapidly that one big electronics distributor issues a weekly bulletin to keep his customers up to date. At last count there were at least 4,000 different transistor types manufactured by 19 companies. By the time this item appears, the total will probably exceed 5,000 transistors with different specs. Where will it all end?



# F.C.C. COMMERCIAL OPERATOR F.C.C. LICENSE

## Training... for Jobs in Electronics

### F.C.C. LICENSE—THE KEY TO BETTER JOBS

An F.C.C. *commercial* (not amateur) license is your ticket to higher pay and more interesting employment. This license is Federal Government evidence of your qualifications in electronics. Employers are eager to hire *licensed* technicians.

### WHICH LICENSE FOR WHICH JOB?

The **THIRD CLASS** radiotelephone license is of value primarily in that it qualifies you to take the second class examination. The scope of authority covered by a third class license is extremely limited.

The **SECOND CLASS** radiotelephone license qualifies you to install, maintain and operate most all radiotelephone equipment except commercial broadcast station equipment.

The **FIRST CLASS** radiotelephone license qualifies you to install, maintain and operate every type of radiotelephone equipment (except amateur) including all radio and television stations in the United States, its territories and possessions. This is the highest class of radiotelephone license available.

### GRANTHAM TRAINING PREPARES YOU

The Grantham Communications Electronics Course prepares you for a **FIRST CLASS F.C.C. license**, and it does this by **TEACHING** you electronics. Each point is covered simply and in detail, with emphasis on making the subject easy to understand. The organization of the subject matter is such that you progress, step-by-step, to your specific objective—a first class F.C.C. license.

### CORRESPONDENCE OR RESIDENCE CLASSES

Grantham training is available by correspondence or in resident classes. Either way, you are trained quickly and well. Write, or mail the coupon below, to any division of Grantham School of Electronics. Our free booklet will be sent to you immediately.

### HERE'S PROOF...

that Grantham students prepare for F.C.C. examinations in a minimum of time. Here is a list of a few of our recent graduates, the class of license they got, and how long it took them:

	License	Weeks
Richard M. Wilhoit, 2104 Santa Paula, Las Vegas, Nev.	1st	12
Larry B. Perrine, 7 Normandy Place, Champaign, Ill.	1st	15
Marion Woolsey, 3246 Warwick, Kansas City, Mo.	1st	12
Harold W. Johnson, 5070 Hermosa Ave., Los Angeles, Calif.	1st	15
Ralph Frederick Beloner, 2126 Grand, Joplin, Mo.	1st	12
N. B. Mills, II, 110 So. Race St., Statesville, N. C.	1st	12
Dean A. Darling, 403 S. Chase Ave., Columbus 4, Ohio	1st	12
Gerald L. Chopp, 518 Audubon Road, Kohler, Wis.	1st	12

**FOUR COMPLETE SCHOOLS:** To better serve our many students throughout the entire country, Grantham School of Electronics maintains four complete Divisions—located in Hollywood, Calif., Seattle, Wash., Kansas City, Mo., and Washington, D.C. All Divisions of Grantham School of Electronics offer the same rapid courses in F.C.C. license preparation, either by home study or in resident classes.

Get your First Class Commercial F.C.C. License in 12 weeks by training at

# Grantham School OF ELECTRONICS

HOLLYWOOD  
CALIF.

1505 N. Western Ave.  
Hollywood 27, Calif.  
(Phone: HO 7-7727)

SEATTLE  
WASH.

408 Marion Street  
Seattle 4, Wash.  
(Phone: MA 2-7227)

KANSAS CITY  
MO.

3123 Gillham Road  
Kansas City 9, Mo.  
(Phone: JE 1-6320)

WASHINGTON  
D. C.

821-19th Street, N.W.  
Washington 6, D. C.  
(Phone: ST 3-3614)

for **FREE** Booklet **CLIP COUPON** and mail  
in envelope or paste on postal card.

MAIL COUPON NOW



To: **GRANTHAM SCHOOL OF ELECTRONICS**

1505 N. Western • 408 Marion • 3123 Gillham Rd. • 821-19th, NW  
Hollywood • Seattle • Kansas City • Washington

Please send me your free booklet telling how I can get my commercial F.C.C. license quickly. I understand there is no obligation and no salesman will call.

Name \_\_\_\_\_ Age \_\_\_\_\_

Address \_\_\_\_\_

City \_\_\_\_\_ State \_\_\_\_\_

I am interested in:  Home Study,  Resident Classes

J.S.E.

# FREE CAREER BOOKLET



To guide you to a  
successful future in

## ELECTRONICS RADIO-TV COMPUTERS ELECTRICAL ENGINEERING

This interesting pictorial booklet tells you how you can prepare for a dynamic career as an Electrical Engineer or Engineering Technician in many exciting, growing fields:

**MISSILES • AVIONICS • AUTOMATION  
SALES • DEVELOPMENT  
ELECTRICAL POWER • ROCKETRY  
RADAR • RESEARCH**

Get all the facts about job opportunities, length of study, courses offered, degrees you can earn, scholarships, part-time work — as well as pictures of the Milwaukee School of Engineering's educational and recreational facilities. No obligation — it's yours free.

**MILWAUKEE SCHOOL OF ENGINEERING**

### MAIL COUPON TODAY!

**Milwaukee School of Engineering**  
Dept. EI-561, 1025 N. Milwaukee St., Milwaukee, Wis.

Please send FREE "Your Career" booklet

I'm interested in

Electronics     Radio-TV     Computers  
 Electrical Engineering     Mechanical Engineering

Name..... Age.....

PLEASE PRINT


Address.....

City..... Zone..... State.....

I'm eligible for veterans education benefits.

Discharge date.....

MS-117



## Electronic Marketplace

**Nine-transistor CB transceiver . . .**

By using transistors throughout, the makers of the Osborne 300 have been able to produce a CB transceiver measuring only 6" x 7" x 1 7/8". In its rugged metal case, it is suitable for mobile use in automobiles and boats as well as for fixed station service. Circuit features



include four-channel selection, crystal controlled receiver and transmitter, push-to-talk switching, high sensitivity and selectivity and low battery drain. Price is about \$140. Osborne Electronic Sales Corp., 13105 South Crenshaw Blvd., Hawthorne, Calif.

**Battery operated tape recorder . . .**

A miniature, two speed tape recorder has been announced by Lafayette. The RK-120 operates on either six self-contained penlight batteries or an external AC power pack. It features meters for battery condition and recording level and accommodates standard three-inch reels. The playing time is 68 minutes at 1 7/8 ips and 34 minutes at



**BECOME A RADIO TECHNICIAN For Only \$26.95**

# EDU-KIT 20 RADIO

Reg. U. S. Pat. Off

**CIRCUITS AT HOME  
OR YOUR MONEY BACK!**

**PRACTICAL HOME RADIO COURSE** **only \$26.95**

Progressive Radio "Edu-Kit"®



Now Includes

- ★ 12 RECEIVERS
- ★ 3 TRANSMITTERS
- ★ SQ. WAVE GENERATOR
- ★ SIGNAL TRACER
- ★ AMPLIFIER
- ★ SIGNAL INJECTOR
- ★ CODE OSCILLATOR

### Unconditional Money-Back Guarantee

It is understood and agreed that should the Progressive Radio "Edu-Kit" be returned to Progressive "Edu-Kits" Inc. for any reason whatever, the purchase price will be refunded in full, without quibble or question, and without delay.

The high recognition which Progressive "Edu-Kits" has earned through its many years of service to the public is due to its unconditional insistence upon the maintenance of perfect engineering, the highest instructional standards, and 100% adherence to its Unconditional Money-Back Guarantee. As a result, we do not have a single dissatisfied customer throughout the entire world.

**TRAINING ELECTRONICS TECHNICIANS SINCE 1946**

SCHOOL INQUIRIES INVITED

## FREE EXTRAS

### • SET OF TOOLS

- SOLDERING IRON
- ELECTRONICS TESTER
- PLIERS-CUTTERS
- ALIGNMENT TOOL
- WRENCH SET
- VALUABLE DISCOUNT CARD
- CERTIFICATE OF MERIT
- TESTER INSTRUCTION MANUAL
- HIGH FIDELITY GUIDE & QUIZZES
- TELEVISION BOOK & RADIO TROUBLE-SHOOTING BOOK
- MEMBERSHIP IN RADIO-TV CLUB: CONSULTATION SERVICE & FCC AMATEUR LICENSE TRAINING
- PRINTED CIRCUITRY

**YOU DON'T HAVE TO SPEND HUNDREDS OF DOLLARS FOR A RADIO COURSE**

The "Edu-Kit" offers you an outstanding PRACTICAL HOME RADIO COURSE at a rock-bottom price. Our Kit is designed to train Radio & Electronics Technicians, making use of the most modern methods of home training in the radio field. This is a complete radio course in every detail.

You will learn how to build radios, using regular schematics; how to wire and solder in a professional manner; how to service radio; you will work with the standard type of punched metal chassis as well as the latest development of Printed Circuit chassis.

You will learn the basic principles of radio. You will construct, study and work with RF and AF amplifiers and oscillators, detectors, rectifiers, test equipment. You will learn and practice code, using the Progressive Code Oscillator. You will learn and practice trouble-shooting, using the Progressive Signal Tracer, Progressive Signal Injector, Progressive Dynamic & Electronics Tester, Square Wave Generator and the accompanying instructional material.

You will receive training for the Novice, Technician and General Classes of F.C.C. Radio Amateur Licenses. You will build 20 Receiver, Transmitter, Square Wave Generator, Code Oscillator, Signal Tracer and Signal Injector circuits, and learn how to operate them. You will receive an excellent background for television, Hi-Fi and Electronics.

Absolutely no previous knowledge of radio or science is required. The "Edu-Kit" is the product of many years of teaching and engineering experience. The "Edu-Kit" will provide you with a basic education in Electronics and Radio, worth many times the complete price of \$26.95. The Signal Tracer alone is worth more than the price of the entire Kit.

## SERVICING LESSONS

You will learn trouble-shooting and servicing in a progressive manner. You will practice repairs on the sets that you construct. You will learn symptoms and causes of trouble in home, portable and car radios. You will learn how to use the professional Signal Tracer, the unique Signal Injector and the dynamic Radio & Electronics Tester. While you are learning in this practical way, you will be able to do many a repair job for your friends and neighbors, and charge fees which will far exceed the price of the "Edu-Kit." Your Consultation Service will help you with any technical problems you may have.

J. Statilits, of 25 Poplar Pl., Waterbury Conn., writes: "I have repaired several sets for my friends, and made money. The "Edu-Kit" paid for itself. I was ready to spend \$25 for a Course, but I found your ad and sent for your Kit."

## THE KIT FOR EVERYONE

You do not need the slightest background in radio or science. Whether you are interested in Radio & Electronics because you want an interesting hobby, a well-paying business or a job with a future, you will find the "Edu-Kit" a worth-while investment. Many thousands of individuals of all

ages and backgrounds have successfully used the "Edu-Kit" in more than 79 countries of the world. The "Edu-Kit" has been carefully designed, step by step, so that you cannot make a mistake. The "Edu-Kit" allows you to teach yourself at your own rate. No instructor is necessary.

## PROGRESSIVE TEACHING METHOD

The Progressive Radio "Edu-Kit" is the foremost educational radio kit in the world, and is universally accepted as the standard in the field of electronic training. The "Edu-Kit" uses the modern educational principle of "Learn by Doing." Therefore you construct, learn schematics, study theory, practice trouble-shooting—all in a closely integrated program designed to provide an easily-learned, thorough and interesting background in radio.

You begin by examining the various radio parts of the "Edu-Kit." You then learn the function, theory and wiring of these parts. Then you build a simple radio. With this first set you will enjoy listening to regular broadcast stations, learn theory, practice testing and trouble-shooting. Then you build a more advanced radio, learn more advanced theory and techniques. Gradually, in a progressive manner, and at your own rate, you will find yourself constructing more advanced multi-tube radio circuits, and doing work like a professional Radio Technician.

Included in the "Edu-Kit" course are twenty Receiver, Transmitter, Code Oscillator, Signal Tracer, Square Wave Generator and Signal Injector circuits. These are not unprofessional "breadboard" experiments, but genuine radio circuits, constructed by means of professional wiring and soldering on metal chassis, plus the new method of radio construction known as "Printed Circuitry." These circuits operate on your regular AC or DC house current.

## THE "EDU-KIT" IS COMPLETE

You will receive all parts and instructions necessary to build 20 different radio and electronics circuits, each guaranteed to operate. Our Kits contain tubes, tube sockets, variable, electrolytic, mica, ceramic and paper dielectric condensers, resistors, tie strips, coils, hardware, tubing, punched metal chassis, Instructions Manuals, hook-up wire, solder, selenium rectifiers, volume controls and switches, etc.

In addition, you receive Printed Circuit materials, including Printed Circuit chassis, special tube sockets, hardware and instructions. You also receive a useful set of tools, a professional electric soldering iron, and a self-powered Dynamic Radio and Electronics Tester. The "Edu-Kit" also includes Code Instructions and the Progressive Code Oscillator. In addition to F.C.C.-type Questions and Answers for Radio Amateur License training. You will also receive lessons for servicing with the Progressive Signal Tracer and the Progressive Signal Injector, a High Fidelity Guide and a Quiz Book. You receive Membership in Radio-TV Club, Free Consultation Service, Certificate of Merit and Discount Privileges. You receive all parts, tools, instructions, etc. Everything is yours to keep.

## FROM OUR MAIL BAG

Ben Valerio, P. O. Box 21, Magna, Utah: "The Edu-Kits are wonderful. Here I am sending you the questions and also the answers for them. I have been in Radio for the last seven years, but like to work with Radio Kits, and like to build Radio Testing Equipment. I enjoyed every minute I worked with the different kits; the Signal Tracer works fine. Also like to let you know that I feel proud of becoming a member of your Radio-TV Club."

Robert L. Shuff, 1534 Monroe Ave., Huntington, W. Va.: "Thought I would drop you a few lines to say that I received my Edu-Kit, and was really amazed that such a bargain can be had at such a low price. I have already started repairing radios and phonographs. My friends were really surprised to see me get into the swing so quickly. The Troubleshooting Tester that comes with the Kit is really swell, and finds the trouble, if there is any to be found."

## PRINTED CIRCUITRY

At no increase in price, the "Edu-Kit" now includes Printed Circuitry. You build a Printed Circuit Signal Injector, a unique servicing instrument that can detect many Radio and TV troubles. This revolutionary new technique of radio construction is now becoming popular in commercial radio and TV sets.

A Printed Circuit is a special insulated chassis on which has been deposited a conducting material which takes the place of wiring. The various parts are merely plugged in and soldered to terminals.

Printed Circuitry is the basis of modern Automation Electronics. A knowledge of this subject is a necessity today for anyone interested in Electronics.

## ORDER DIRECT FROM AD—RECEIVE FREE BONUS RESISTOR AND CONDENSER KITS WORTH \$7

- Send "Edu-Kit" postpaid. I enclose full payment of \$26.95.
- Send "Edu-Kit" C.O.D. I will pay \$26.95 plus postage.
- Rush me FREE descriptive literature concerning "Edu-Kit."

Name \_\_\_\_\_  
Address \_\_\_\_\_

## PROGRESSIVE "EDU-KITS" INC.

1186 Broadway, Dept. 536AE, Hewlett, N. Y.

# 2 New easy-to-build KITS from H. H. Scott

Here are kits that make you a professional! Kits you can build that look and perform like factory units.

- Kit-Pak box opens to work-table
- All wires pre-cut, pre-stripped
- All mechanical parts pre-riveted to chassis
- Parts mounted on special Part-Charts in order you use them, simplifies and speeds assembly
- Beautiful gold-finish panel harmonizes with H. H. Scott wired components.



### LT-10 FM TUNER KIT

Professional H. H. Scott Wide-Band tuner with pre-aligned, pre-mounted silver-plated front end. Uses Ez-A-Line alignment system... no special tools... entire alignment takes 15 minutes.

\$89.95\*



### LK-72 72 WATT STEREO AMPLIFIER KIT

Plenty of power for any speaker systems. Fabulous H. H. Scott features never before available in a kit: Separate bass and treble controls, center channel control, tape recorder monitor, many more.

\$149.95\*



## H. H. SCOTT

H. H. SCOTT Inc. 111 Powdermill Rd., Maynard, Mass. Dept. 130-05

Send me details on your new kits and stereomaster components for 1961.

Name \_\_\_\_\_

Address \_\_\_\_\_

City \_\_\_\_\_ State \_\_\_\_\_

\*Slightly higher west of Rockies. Accessory case extra.

Export: Telesco International Corp., 36 W. 40th St., N.Y.C.



studying antenna system in Tri-State's electronics lab

## engineering degree in only 27 months


College graduates enjoy higher income... sure advancement. Become a graduate Electronics Engineer. Employers like Tri-State graduates... regularly interview seniors here. Qualify faster at Tri-State. Start any quarter. **BACHELOR OF SCIENCE DEGREE IN 27 MONTHS** in Electrical (Electronics or Power major), Mechanical, Aeronautical, Chemical, Civil Engineering. **IN 36 MONTHS** a B.S. in Business Administration (General Business, Accounting, Motor Transport Management majors). For earnest, capable, mature students. Enrollment limited. Small classes. Campus. Modernized buildings. Well-equipped labs. New dorms. Founded 1884. Modest costs. Enter June, Sept., Jan., Mar. Write J. A. McCarthy Admissions, for Catalog and "Your Career in Engineering and Commerce" Book.



## TRI-STATE COLLEGE

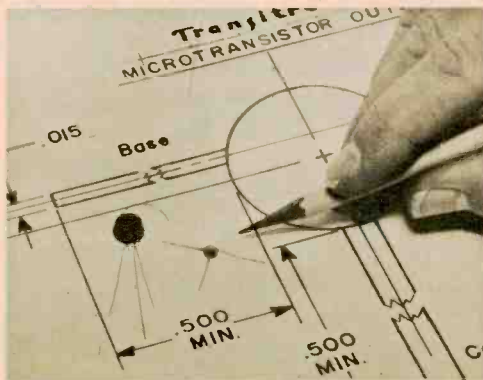
4851 College Avenue • Angola, Indiana

# Marketplace



dental erase and two illuminated volume meters for positive balance of stereo recordings. Weight: about 30 pounds. Price: \$250 including 2 microphones. Further information is available from the manufacturer at 100 N. Western Avenue, Chicago, Ill.

**Glass enclosed transistors...** By eliminating the possibility of leakage, the all-glass hermetic seal of a new line of micro-transistors assures operating stability of a very high order. Available in both amplifier and switching types, these silicon devices have a maximum



collector rating of 45 volts and a power dissipation of 200 milliwatts. They are about a sixth of an inch in diameter. Transistron Electronic Corp., 168 Albion Street, Wakefield, Mass.



# AT LAST!

# RADIO-TV and ELECTRONICS TRAINING

## ... AT A PRICE YOU CAN AFFORD!



**\*21 INCH**  
Receiver Kit included

Yes, this great course costs for less than any training of its kind given by other major schools! Radio-Television Training School will train you for a good job in Television or Industrial Electronics — AT HOME IN YOUR SPARE TIME.

Think of it—a complete training program including over 120 lessons, Fourteen Big Radio-Television Kits, Complete Color-TV Instruction, Unlimited Consultation Service . . . ALL at a really big saving to you. How can we do this? Write to us today . . . and find out!

And what's more — you can (if you wish)

**OPEN YOUR OWN RTS-APPROVED AND FINANCED RADIO-TV SERVICE SHOP**  
We Want Many More Shops This Year

This 39 year old training organization — called RTS, that's Radio-Television Training School — wants to establish a string of Radio-TV Repair Shops in principal cities throughout the U. S. So far, a great many such shops are NOW IN BUSINESS AND PROSPERING. We are helping and training ambitious men to become future owners and operators of these shops in all areas.

**FOR UNSKILLED INEXPERIENCED MEN ONLY — WE TRAIN YOU OUR WAY!**

We must insist that the men we sign up be trained in Radio-TV Repair, Merchandising and Sales by our training methods—because WE KNOW the requirements of the industry. Therefore, we will TRAIN YOU . . . we will show you how to earn EXTRA CASH, during the first month or two of your training period. YOU KEEP YOUR PRESENT JOB. TRAINING TAKES PLACE IN YOUR OWN HOME, IN YOUR SPARE TIME!



Get your free book on the **FAMOUS RTS BUSINESS PLAN** find out how you can open **A REPAIR SHOP OF YOUR OWN**

We supply and finance your equipment

When you are ready and qualified to operate one of our RTS-Approved TV Repair Shops **WE WILL SUPPLY AND FINANCE EVERY BIT OF EQUIPMENT YOU NEED TO GET STARTED** plus an inventory of parts and supplies. In other words we will stake you . . . **AN OFFER NEVER MADE BEFORE BY ANY TRAINING ORGANIZATION.** Under the RTS Business Plan you receive:

1. An electric sign for the shop front.
2. Complete laboratory of test equipment.
3. Letterheads, calling cards, repair tickets, etc.
4. Basic inventory of tubes, parts, supplies.
5. Complete advertising and promotional material.
6. Plans for shop arrangement.
7. Instructions on how to go into business.
8. Continuous consultation and help.
9. The right to use RTS Seal of Approval, and the RTS Credo.
10. The right to use the Famous Trade Mark.

you build these and other units



MULTIMETER KIT INCLUDED!

\*tubes excluded

**RADIO-TELEVISION TRAINING SCHOOL**  
815 EAST ROSECRANS AVENUE  
LOS ANGELES 59, CALIFORNIA

Est. 1922



**ACT NOW!**

**CUT OUT AND MAIL — TODAY!**

**RADIO-TELEVISION TRAINING SCHOOL**  
815 EAST ROSECRANS AVE Dept. E1-51  
LOS ANGELES 59, CALIFORNIA

SEND ME FREE — all of these big opportunity books — "Good Jobs in TV-Electronics," "A Repair Shop of Your Own" and "Sample Lesson." I am interested in:

- Radio-Television       Industrial Electronics (Automation)

Name \_\_\_\_\_ Age \_\_\_\_\_

Address \_\_\_\_\_

City & State \_\_\_\_\_ 301

Mail This Coupon Now — No Salesman Will Call



RTS' Membership in The Association of Home Study Schools is your assurance of Reliability, Integrity, and Quality of Training.

**ALL THESE FREE!**



# Marketplace

AM wireless microphone . . . Hollywood Voice-Speech Institute introduced their Model TR-18 transistorized transmitter which, when used in conjunction with a high impedance crystal microphone, enables the user to speak over any AM radio receiver without wire hookup to either the receiver or electrical outlet. Primarily developed for use in voice, speech and public speaking training, the TR-18 is also excellent for home entertainment, parties, etc. It is sold complete with microphone and stand, 25 ft. mike cable, instruction and technique manual. \$24.95 from Hollywood Voice-Speech Institute, 5504 Hollywood Blvd., Hollywood, Calif.

from the wall. Price is about \$70. With AM/FM receiver in same unit, the price is \$90. TeleTone Company of America, 1668 Webster Avenue, Bronx, N. Y.



Yes, it's a grandfather clock-radio . . . The base of this unusual piece contains a five-tube superhet receiver; the top, an eight-day wind-up clock. The entire 27" unit can be placed on a table or hung

TV-RADIO Servicemen or Beginners . . .

Send for *Coyne's*  
7-Volume Job-Training Set  
on 7-Day **FREE TRIAL!**



The First  
Practical  
TV-RADIO-  
ELECTRONICS  
Shop  
Library!

Answers ALL Servicing Problems QUICKLY . . .  
Makes You Worth More On The Job!

Put money-making, time-saving TV-RADIO-ELECTRONICS know-how at your fingertips—examine Coyne's all-new 7-Volume TV-RADIO-ELECTRONICS Reference Set for 7 days at our expense! Shows you the way to easier TV-Radio repair—time saving, practical working knowledge that helps you get the BIG money! How to install, service and align ALL radio and TV sets, even color-TV, UHF, FM and transistorized equipment. New photo-instruction shows you what makes equipment "tick." No complicated math or theory—just practical facts you can put to use immediately right in the shop, or for ready reference at home. Over 3000 pages; 1200 diagrams; 10,000 facts!

**SEND NO MONEY!** Just mail coupon for 7-Volume TV-Radio Set on 7-Day FREE TRIAL! We'll include the FREE BOOK below. If you keep the set, pay only \$3 in 7 days and \$3 per month until \$27.25 plus postage is paid. Cash price only \$24.95. Or return set at our expense in 7 days and owe nothing. Either way, the FREE BOOK is yours to keep. Offer limited, so act NOW!

Like Having An Electronics Expert Right At Your Side!

VOL. 1—EVERYTHING ON TV-RADIO PRINCIPLES! 300 pages of practical explanations; hundreds of illustrations.

VOL. 2—EVERYTHING ON TV-RADIO-FM RECEIVERS; 403 pages; fully illustrated.

VOL. 3—EVERYTHING ON TV-RADIO CIRCUITS! 336 pages; hundreds of illustrations, circuit diagrams.

VOL. 4—EVERYTHING ON SERVICING INSTRUMENTS! How they work, how to use them. 368 pages; illustrated.

VOL. 5—EVERYTHING ON TV TROUBLESHOOTING! Covers all types of sets. 437 pages; illustrations, diagrams.

VOL. 6—TV CYCLOPEDIA! Quick and concise answers to TV problems in alphabetical order, including UHF, Color TV and Transistors; 858 pages.

VOL. 7—TRANSISTOR CIRCUIT HANDBOOK! Practical Reference covering Transistor Applications; over 200 Circuit Diagrams; 410 pages.

BOOKS HAVE BRIGHT, VINYL CLOTH WASHABLE COVERS

**FREE BOOK—FREE TRIAL COUPON!**

Educational Book Publishing Division  
**COYNE ELECTRICAL SCHOOL**  
1455 W. Congress Parkway, Dept. 51-E1, Chicago 7, Ill.

Yes! Send me COYNE'S 7-Volume Applied Practical TV-RADIO-ELECTRONICS Set for 7-Days FREE TRIAL per offer. Include "Patterns & Diagrams" book FREE!

Name . . . . . Age . . . . .

Address . . . . .

City . . . . . Zone . . . . . State . . . . .

Check here if you want Set sent C.O.D. Coyne pays postage on C.O.D. and cash orders. 7-Day Money-Back Guarantee.

"LEARNED MORE FROM THEM THAN FROM 5 YEARS WORK!"

"Learned more from your first two volumes than from 5 years work."

—Guy Bliss, New York

"Well set for either the serviceman or the beginner. Every serviceman or the beginner. Every serviceman should have one."—Melvin Masbruch, Iowa.

**FREE DIAGRAM BOOK!**


We'll send you this big book, "150 Radio-Television Picture Patterns and Diagrams Explained" ABSOLUTELY FREE just for examining Coyne's 7-Volume Shop Library on 7-Day FREE TRIAL! Shows how to cut servicing time by reading picture-patterns, plus schematic diagrams for many TV and radio sets. Yours FREE whether you keep the 7-Volume Set or not! Mail coupon TODAY!



*Coyne*

Educational Book Publishing Division  
**ELECTRICAL SCHOOL**  
1455 W. Congress Parkway Dept. 51-E1, Chicago 7, Illinois





18-year-old Ronald Satterfield of Atlanta, Georgia, asked...

## “Where should I build for the future?”

Ronald Satterfield answered this question last year by joining the Air Force. This year about 100,000 young men will also choose this highroad to the future.

Many will become expert technicians in such fields as airplane and missile maintenance, radar, communications. The future will find others in supervisory positions in important support specialties: administration, supply, air police work.

Numerous personal benefits go with service in the Air Force. Steady advancement, the opportunity for more education, medical and dental care, thirty days' vacation yearly. Most important, the Air Force can help a young man prepare himself for the age in which he will have to make his way—the Aerospace Age.

*Could this be the place for you to build for the future? Use the coupon below. There's no obligation.*

## U. S. Air Force

**Airman 2C Satterfield** whose civilian hobby was building “hot rods,” is presently enrolled in a 45-week electronic computer course at Keesler Air Force Base in Mississippi.



### Career Information

Dept. ME15, Box 7808  
Washington 4, D. C.

*I am over 17 and a citizen (or resident) of the U.S.A.  
Please send me your illustrated booklet.*

Name \_\_\_\_\_ Age \_\_\_\_\_

Address \_\_\_\_\_

City \_\_\_\_\_ County \_\_\_\_\_ State \_\_\_\_\_

**ENGINEERING  
SCIENCE  
MATH**

**DEGREE IN  
27 or 36 MOS.**

**B.S. degree — 36 mos. • B.E. degree — 27 mos.**

ACCELERATED YEAR-ROUND PROGRAM prepares for early employment in fields of SCIENCE AND ENGINEERING. Regular 4-year program for B.S. Degree completed in 36 months, special engineering degree program in 27. Classes start—June, July, Sept., January, March. QUALITY EDUCATION. Graduates employed from coast to coast. Government approved for veteran training. Students from 50 states, 40 countries. 20 buildings; dorms, gym. Campus. SAVE TIME AND MONEY. EARN BOARD while studying. Write for catalog and complete information.

**INDIANA TECHNICAL COLLEGE**

2451 East Washington Boulevard, Fort Wayne 2, Indiana

Please send me free information on Bachelor's Degree Programs in Engineering and Science as checked below:

- |   |  |
|---|--|
| <input type="checkbox"/> Aeronautical Engineering | <input type="checkbox"/> Mechanical Engineering    |
| <input type="checkbox"/> Chemical Engineering     | <input type="checkbox"/> Metallurgical Engineering |
| <input type="checkbox"/> Civil Engineering        | <input type="checkbox"/> Physics                   |
| <input type="checkbox"/> Electrical Engineering   | <input type="checkbox"/> Chemistry                 |
| <input type="checkbox"/> Electronic Engineering   | <input type="checkbox"/> Mathematics               |

Name .....

Address .....

**Marketplace**

New short-wave receiver . . . Slim-line styling gives the Hallicrafters S-120 an attractive look. Most of the front panel is devoted to an open-face dial



over which the four tuning bands, from 1600 kc to 30 mc, are spread. The loud-speaker is self-contained. There is a ferrite loop antenna for the broadcast band and an adjustable whip for the short waves. The S-120 is actually a stepped-up version of the Hallicrafters S-38E, a long-time favorite of SWL's.

**BIGGEST DICTIONARY IN POCKET SIZE—THE WORLD FAMOUS  
WEBSTER'S NEW SCHOOL AND OFFICE DICTIONARY**




896 pages—More than 52,000 entries. Plus handy reference lists, charts and tables on Latest Census Figures, Synonyms & Antonyms, Signs & Symbols, Weights & Measures and other important supplementary material.

The perfect modern reference volume for everyone in the family. Ideal for Contests and Crossword Puzzles.

1433



**ON SALE WHEREVER PAPERBACKS ARE SOLD  
ONLY 75¢**



Buy this Crest Giant from your local newsdealer. If your dealer is sold out, send only 75¢ plus 10¢ for postage and handling to Crest Books, Fawcett Publications, Inc., Greenwich, Conn. If order is for five or more books, no postage or handling charge is necessary. Please order by number and title. No Canadian orders.

**CUT OUT AND MAIL TODAY**



**8 FREE**  
BIG ISSUES

**OLSON  
CATALOGS**

**TYPICAL VALUE**

**Butane Pocket Size  
BLOW TORCH KIT**

**\$219**

Includes 2 Butane capsules, blow torch tip, soldering iron tip and solder.  
No. TL-362  
6" long.

We will send you a new issue every 6 weeks for a full year—NO CHARGE! Compare our World Famous Values.

SEND FREE CATALOGS

Send Blow Torch Kit @ \$2.19, plus postage

**MAIL TO: OLSON ELECTRONICS**  
(Formerly Olson Radio)  
419 S. Forge St., Akron 8, Ohio

NAME .....

ADDRESS .....

CITY \_\_\_\_\_ ZONE \_\_\_\_\_ STATE \_\_\_\_\_


*Electronics Illustrated*





**THE  
A.E.S.**

*Gigolo*



.....A  
**MIRACLE IN SOUND**

After two years of research and development, a speaker system we can offer to the public on a 100% MONEY BACK GUARANTEE. Compare the A. E. S. Gigolo, to any bookshelf speaker, regardless of price and if you do not feel that the Gigolo is the most outstanding unit you have heard, you may return it for a full purchase price refund.

Thousands of these gigolos are now in use all over the country. The acceptance has been unbelievable. Never before a sound so realistic to so many people in so many different homes! These are the facts that enable A.E.S. to make this bold offer.

Size —

24" wide, 12" high, 9½" deep.

Power Handling Capacity —

The Gigolo is extremely flexible. May be used with small economy amplifiers of very low wattage, as well as with the highest power component amplifiers with satisfactory results.

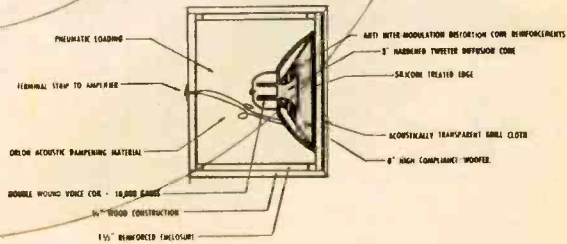
Frequency Response —

The Gigolo will reproduce both high and low frequencies in excess of the requirements of even the most critical home listener.

Order now to insure prompt delivery

Price — \$15.00, F.O.B. factory  
Unfinished only

Price subject to change within thirty days  
of the issuance of this magazine



**ORDER BLANK**

A.E.S., Inc.  
3338 Payne Avenue, Cleveland, Ohio

Gentlemen please ship \_\_\_\_\_ GIGOLOS.

I understand these units are guaranteed and if I am not satisfied I may return for a full refund of sales price, \$15.00 each.

Name \_\_\_\_\_

Address \_\_\_\_\_

City and State \_\_\_\_\_

Enclosed find check \_\_\_\_\_ money order \_\_\_\_\_

# RCA MARK VII RADIO-PHONE



**"TOP-OF-THE-LINE"  
CITIZENS' BAND  
2-WAY RADIO  
EQUIPMENT—  
GIVES YOU  
THE MOST!**

## **PROVEN PERFORMER FOR BUSINESS OR PLEASURE**

This quality equipment from the leader is a leader in performance . . . dependability. Operates from car, home, office, boat or truck. Terrific for business or pleasure two-way communications. Can be used at any location having 6 or 12 volt DC or standard 115 AC power source.

High reliability, stable reception, solid transmission. Provides four crystal controlled channels for both transmit and receive; also manual receiver tuning for all 23 channels. A tremendous value from the leader!

See your RCA Radio-Phone dealer. Or mail coupon.

**ONLY**  
**\$189<sup>95</sup>**

Manufacturer's  
Nationally Advertised Price



RADIO CORPORATION OF AMERICA  
Telecommunication Center  
Dept. U-411  
Meadow Lands, Pa.

Please send me FREE literature on the new RCA Mark VII Citizens' Band 2-Way Radio.

NAME \_\_\_\_\_

ADDRESS \_\_\_\_\_ PHONE \_\_\_\_\_

CITY \_\_\_\_\_ ZONE \_\_\_\_\_ STATE \_\_\_\_\_




The Most Trusted Name  
in Electronics

RADIO CORPORATION OF AMERICA

# Marketplace


Low impedance zener diode . . . An extremely low dynamic impedance 6.2-volt, temperature compensated zener diode, #1N821A, has been introduced



by Motorola. It is designed for ultra-stable voltage control in transistor equipment having critical requirements. Motorola, Phoenix, Ariz.



Directional hearing aid glasses . . . Otation Listener Corp., in an effort to permit people with hearing defects to hear in a more normal manner with the aid of amplification, has developed eye glasses with a tiny microphone buried in the front instead of at the temples.



[Continued on page 99]



**Comprehensive courses in  
Electronic Fundamentals  
TV Servicing – Color TV –  
Electronics for  
Automation –  
Transistors**



**LET RCA TRAIN YOU AT HOME**

RCA Institutes, one of the leading technical institutes in the United States devoted exclusively to electronics, offers you the finest training-at-home. The very name "RCA" means dependability, integrity, and scientific advance. Practical work with your very first basic lesson. You build and keep prime quality equipment. Pay as you learn. No installment payments necessary. You pay for your next study group only when you order it. And remember, in electronics the more you know the higher you go. Licensed by the University of the State of New York.

Resident school courses in Los Angeles and New York City also offer college-level training in any field of electronics you may choose. Classes begin four times each year. Free Placement Service.

**SEND POSTAGE-PAID CARD TODAY  
FOR FREE ILLUSTRATED BOOK!**

Check Home Study or Resident School Box



**RCA INSTITUTES, INC.** A SERVICE OF RADIO CORPORATION OF AMERICA  
350 WEST FOURTH ST., NEW YORK 14, N. Y. • 610 S. MAIN ST., LOS ANGELES 14, CALIF.

The Most Trusted Name in Electronics

## BEST BUYS IN STEREO AND MONO HI-FI

New Stereo/  
Mono  
4-Track  
Tape  
Deck  
RP100  
Semikit (electronics in kit  
form) \$289.95 Wired \$395.00



New FM-AM Stereo Tuner ST96  
Kit \$89.95 Wired \$129.95  
Incl. FET

New 70-Watt Integrated  
Stereo Amplifier ST70  
Kit \$94.95 Wired \$144.95



New 40-Watt Integrated  
Stereo Amplifier ST40  
Kit \$79.95 Wired \$124.95

FM Tuner HFT90  
Kit \$39.95 Wired \$65.95  
Incl. FET Metal Cover \$3.95



Stereo Preamplifier HF85  
Kit \$39.95 Wired \$64.95



28W Integrated  
Stereo Amplifier HF81  
Kit \$69.95 Wired \$109.95

AM Tuner HFT94 Incl. FET  
Kit \$39.95 Wired \$65.95

Stereo  
Power  
Amplifiers



	Kit	Wired
100W HF89:	\$99.50	\$139.50
70W HF87:	\$74.95	\$114.95
28W HF86:	\$43.95	\$74.95



Stereo/Mono Changer/Player  
1007 with stereo cartridge  
and dual sapphire styli \$49.75



Bookshelf Speaker System  
HFS1 Kit \$39.95 Wired \$47.95

## BEST BUYS IN CITIZENS TRANSCEIVERS, HAM GEAR, RADIOS

Citizens Band Transceivers

from  
Kit  
\$59.95  
Wired  
\$89.95



New 60W CW Transmitter =723  
Kit \$49.95 Wired \$79.95



Transistor Portable Radio RA6  
Kit \$29.95 Wired \$49.95  
Incl. FET

## BEST BUYS IN TEST EQUIPMENT

New Metered  
Variable AC  
Bench Supplies  
Model 1073  
(3 amps)

Kit \$35.95 Wired \$47.95  
Model 1078 (7 1/2 amps)  
Kit \$42.95 Wired \$54.95



Peak-To-Peak  
VTVM =232  
& Uni-Probe®  
Pat. =2,790,051  
Kit \$29.95  
Wired \$49.95

VTVM =221  
Kit \$25.95 Wired \$39.95



DC-5 MC  
5" Scope = 460  
Kit \$79.95  
Wired \$129.50

5" Push-Pull Scope =425  
Kit \$44.95 Wired \$79.95



Tube  
Tester  
=625

Kit \$34.95 Wired \$49.95



RF Signal  
Generator  
=324  
Kit \$26.95  
Wired \$39.95



1000  
Ohms/  
Volt  
V-O-M =536  
Kit \$12.90  
Wired \$14.90



6- & 12V  
Battery  
Eliminator  
& Charger  
=1050  
Kit \$29.95  
Wired \$38.95

Extra-filtered for  
transistor equip. =1060  
Kit \$38.95 Wired \$47.95



R-C Bridge  
& R-C-L  
Comparator  
#950B  
Kit \$19.95 Wired \$29.95



Multi-  
Signal  
Tracer  
=145A  
Kit \$19.95  
Wired \$28.95



# EICO

## EXCELLENCE IN CREATIVE ELECTRONICS

Over 2 MILLION  
EICO instruments in  
use throughout the  
world. Compare, take  
them home — right  
"off the shelf" —  
from 1500  
neighborhood  
dealers, most of  
whom offer  
budget terms.



EICO, 3300 N. Blvd., L.I.C. 1, N.Y. E1-5  
 Send free Catalog describing over  
 80 top-quality products, free Stereo  
 Hi-Fi Guide, free Short Course for  
 Novice License, name of nearest  
 EICO dealer.  Send new 36-page  
 GUIDEBOOK TO HI-FI for which I  
 enclose 25¢ for postage & handling.

Name.....  
 Address.....  
 City..... Zone..... State.....  
 Add 5% in the West



# Tomorrow's TELEPHONE Today!

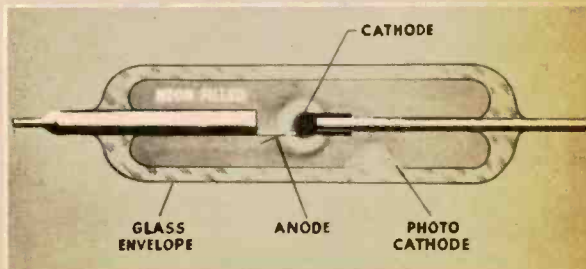
By Sanford Maizel


THE ROOM looks like most any other. There's a sofa, some comfortable chairs, perhaps hi-fi and TV, and a telephone. It's at the phone that the resemblance ends. This home happens to be in Morris, Ill., 40 miles from Chicago, and at the other end of the telephone line is the newest brainchild of Bell Telephone Laboratories. It is an experimental Electronic Central Office.

If you happen to be one of a group of telephone subscribers in Morris who are hooked to the experimental central office you can get some services that not long ago didn't seem possible for close to a decade.

What'll you have? Want your phone to serve as an intercom? Just ask. Want to be able to call your friends by dialing just two digits? That's easy. Would you like your calls automatically rerouted to your brother's phone if yours happens to be busy? A cinch. Or maybe you're going on vacation and would like all

Speed demon in new telephone exchange is gas tube relay, replacing slow mechanical unit.





Photographic memory plate as seen in dark-room. Squares hold 30,000 bits of information.



Gas tubes arrayed to form switching network. The white dots at right are tubes now in use.

your calls to go to your mother's phone. Presto—it's done!

These unusual telephone services are not just dreams. They are being performed today by Morris's Electronic Central Office (ECO). They seem to be not long off for the rest of the country, either.

There's another change in this phone-service-of-tomorrow that Morris residents are getting today, but it may not be quite as noticeable. In central telephone offices every place else in the country you can see racks and racks of electro-mechanical relays that click away day and night. When you call across the street dozens of these relays close to complete the circuit.

In the ECO there are no chattering relays. They have been replaced by noiseless neon-filled tubes that are about as large in diameter as a fountain pen and 2½ inches long.

Inside are two elements, a cathode and an anode. Apply voltage to the cathode and you get a gas discharge across the tiny gap to the anode. The all-electronic tube will now carry your telephone conversation, just as would the

contact points of an electro-mechanical relay.

What all this means is speed. An electro-mechanical relay requires a few milliseconds to close (the exact time depends on the condition of each relay). The gas tube acts roughly 1,000 times faster. Trying to cut off milliseconds may not at first seem worth the effort but consider this: a coast-to-coast call involves thousands of relays and the closing time of them all adds up to something like ten seconds. Cutting that interval to the thousandth part begins to mean something. It may mean even more in the future when we have a worldwide telephone system.

The gas tube relay actually is the heart of the Morris operation, which originally was planned largely to test this device. The experiment is designed to iron out bugs in the system, and it also will determine just which of the additional services we mentioned at the beginning of this article are most useful to subscribers.

Those additional services now available to Morris residents are possible because of a [Continued on page 109]





No need to make any electrical connections to your transistor radio with this converter. Rubber bonds hold the units close enough for inductive coupling.



## Piggy-Back CB Converter

**Inexpensive two-transistor strap-on unit turns any radio into a sensitive double-conversion CB receiver**

**By Harry Kolbe**

**H**OW would you like to have a pocket-sized, super-sensitive Citizen Band loudspeaker receiver for about eight bucks? Hang this little two-transistor converter on your AM transistor pocket radio and you've got it. And you won't have to perform any surgery on your radio; for normal broadcast band reception simply unhitch the converter or just turn it off.

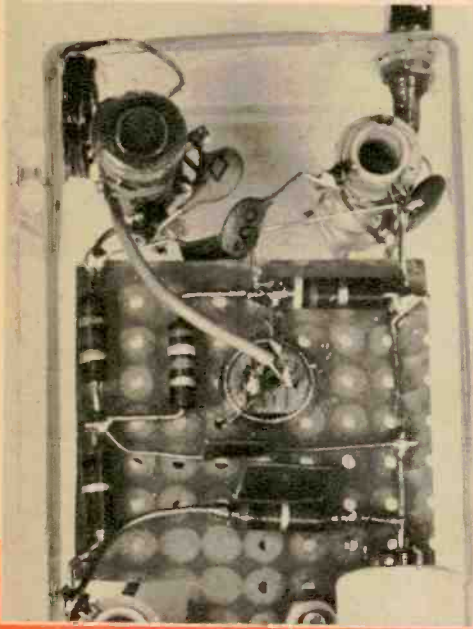
The converter contains a tunable oscillator (Q2) which operates about 1.6 mc below the incoming signal. A second transistor Q1 mixes the output

of the oscillator with the incoming CB signal, to produce a third *difference* frequency of 1.6 mc which is picked up by the broadcast receiver. This process is known as double conversion because the received signal is first converted to a 1.6 mc 1F by the converter then to 455 kc by the radio. Double conversion affords far greater sensitivity and selectivity than the more common single conversion technique.

### **Construction**

The unit is built in two sections: the

Coil L1 is in the upper right corner under J1.  
L4 is in extreme upper left corner next to L5.



#### PARTS LIST

Capacitors: low voltage disc ceramics

- C1—15 mmf
- C2—500 mmf
- C3, C4—.01 mf
- C5—47 mmf
- C6, C9—.02 mf
- C7—3.5-12 mmf trimmer (Centralab 8278)
- C8—.005 mf
- C10—.03 mf

Resistors: 1/2 watt, 10%

- R1, R5—39,000 ohms
- R2—4,700 ohms
- R3—680 ohms
- R4—5,600 ohms
- R6, R7, R8—1,000 ohms

Q1, Q2—OC171 transistor (If not available at your distributor, write to Amperex Electronic Corp., 230 Duffy Avenue, Hicksville, L. I.)

B1—9-volt mercury battery

SW1—SPST slide switch

J1—banana jack

L1—20 turns of #28 enameled wire on North Hills

F-1000 coil form. Tap at fourth turn. (Form available at Radio Shack Corp. and elsewhere)

L2—20 turns of #28 enameled wire on North Hills

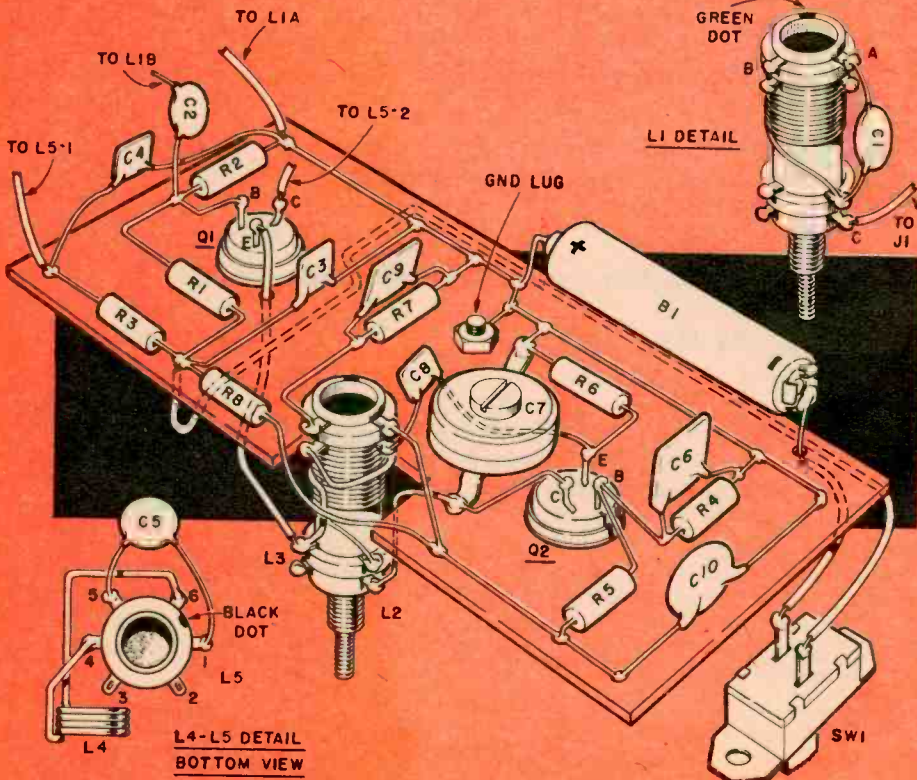
F-1000 coil form. Tap at 5/4 turn

L3—1 turn of #22 enameled wire around the center of L2

L4—3 turns of #22 enameled wire

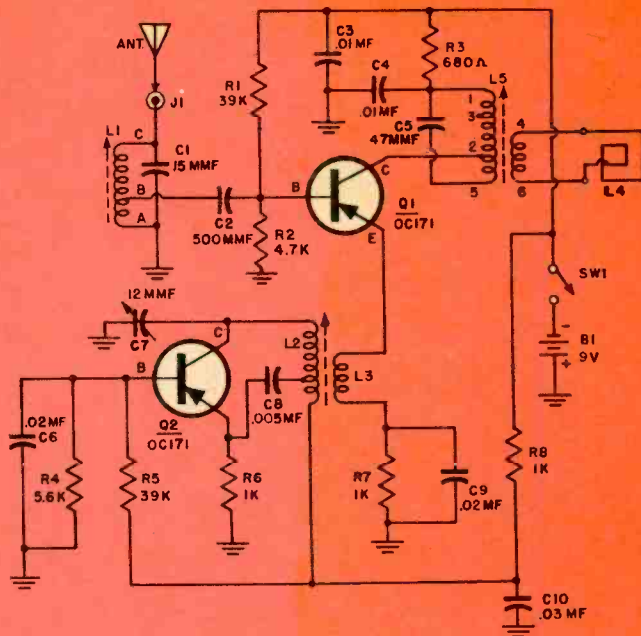
L5—Oscillator Coil (Lafayette MS-165 or equiv.)

Misc.—15" collapsible antenna, piece perforated phenolic board, plastic box, hdwe., etc.





The output of oscillator Q2 is inductively coupled to L3 and then transferred to the emitter of the mixer stage Q1. Difference frequency in standard broadcast band is coupled to radio through L4.




chassis and the case. The case is a 4½"-x2"x1¼" plastic box with a hinged cover drilled to mount L1, L2, L3, T1, J1, S1, and the chassis mounting bolt. The rectangular slot for S1 is made by drilling several holes close together and then shaping them with a small flat file.

In order to eliminate hand-capacitance detuning and to improve stability, the case should be shielded by cementing aluminum foil around the long inside dimension of the box. Do not shield L4. (The author's model was left unshielded for photographic purposes.) Electrical contact must be maintained between the foil on the top and bottom halves of the case. Cut the foil leaving a ½" wide strip between the top and bottom pieces. Leave enough slack in the strip to permit cover to open and close.

### Coil Winding

The most critical step in the converter construction is winding the coils. Antenna coil L1 consists of 20 turns of #28 enameled wire tapped at the fourth turn. (See parts list for forms). Wind on four turns starting at the bottom end of the coil form, slip a small rectangular piece of paper under the fourth turn, and con-



View of case after mounting all of the coils. Hole to right of L2 is for adjustment of C7.

tinued winding. Carefully scrape the enamel off the section of the fourth turn where it has been raised by the paper. Tin the bared section, cut one lead of C2 to  $\frac{1}{2}$ " and solder to the tinned portion. Coat with coil dope then solder C1 across the two terminals of L1.

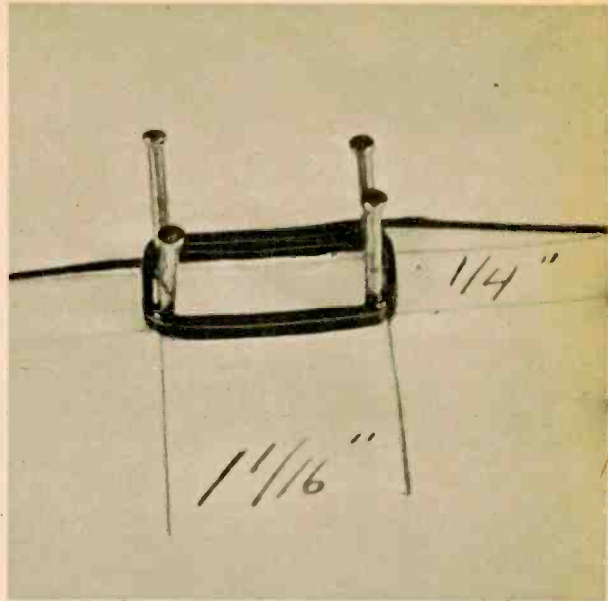
The primary of oscillator coil L2 is also wound with 20 turns of #28 enameled wire, but the tap is brought out at  $5\frac{1}{4}$  turns. Solder a  $\frac{3}{4}$ " lead of C8 to the tap. L3 is one turn of #22 enameled wire wound around the center of L2 and coated with coil dope. A temporary coil form must be made to wind output coil L4. Mark out a  $\frac{1}{4}$ " x  $1\frac{11}{16}$ " rectangle on a block of wood and nail in four wire brads at the corners. Wind three turns of #22 enameled wire around the brads and coat them liberally with coil dope. After the dope has dried completely, carefully pull out the brads and cut the coil free from the wood block. L5 is a Lafayette MS-165 transistor oscillator coil with the terminal lugs clipped so it will fit in the case.

### Final Assembly

Mount L1, L2, L3, and L5 in the appropriate holes. Place the lock washer supplied with the coil forms between the form and the case foil. This insures good electrical contact between the coil slugs and the foil. L4 is cemented to the inside of the case next to L5. Solder the leads from L4 to lugs 4 and 6 of L5. Connect C5 between lug 1 and 5 of L5 and a  $\frac{1}{2}$ " long lead of C4 to lug 1. Connect one end of a 3" length of hookup wire to the top lug of L3 (lug closest to case). The other end of this wire will later be pushed up through one of the perforations in the chassis and connected to the emitter of Q1. Now mount SW1 and J1.

The chassis is a  $1\frac{5}{8}$ " x  $3\frac{5}{8}$ " piece of perforated board in which three holes are drilled to accommodate the two transistor sockets and the chassis mounting bolt.

After parts mounting and wiring, mount the chassis in the case and solder two short leads between SW1 and the chassis. Secure the chassis with a  $\frac{3}{4}$ " bolt through a  $\frac{3}{8}$ " metal spacer and a




Wind 3 turns of wire around brads to form L4. Remove brads from block after coil dope dries.

lock washer between the spacer and the foil shielding. Make the remaining connections between the chassis and the coils.

### Operation

Attach and position the converter to the side of your AM radio (using rubber bands as shown) so that L4 is parallel with the radio's loopstick antenna. Plug the whip antenna into J1, turn on the radio and converter and tune the radio to a dead spot on the dial around 1600 kc. Set C7 for maximum capacitance and adjust the slug of L2 until you hear a signal from your CB transmitter or signal generator (tuned to 26.9 mc-27.2 mc). Adjust C7, L1, and L5 for maximum signal strength. L3 and C7 tune very sharply, so go slow or you will miss the signal. The converter may have a tendency to drift slightly as its distance from the transmitter increases. If it drifts, a small adjustment of C7 will bring the signal back in.

The converter will also tune above and below the Citizens Band. Although tuning is quite sharp, we have been able to listen to hams, international short-wave, and service stations. 





# BONANZA FOR PROSPECTORS

**The pan and the sluice have taken a back seat to electronic gear that leads you to the treasure.**

**By John D. Lenk**

**G**RIZZLED prospectors of old would be in for a big surprise, and maybe a chuckle or two, if they got a look at their modern counterparts. The treasure hunter of today has traded the burro for a Jeep and the beard for an auto-home razor. More importantly, the pan and sluice-box have given way to a back-seat full of electronic gear.

Shoe clerks on the New Frontier march through desert heat listening to clicks on a geiger counter. Nice old ladies from Dubuque examine mineral samples with ultraviolet lamps, and teen-agers search beaches and caverns

with metal locators. It is estimated that 300,000 amateur prospectors are equipped with electronic apparatus of some sort. There are many electronic aids for the prospector. This article deals with the three most useful pieces of equipment.


Although prospecting is an interesting hobby, strikes found in the last few years with the aid of electronics stagger the imagination. Anyone familiar with the recent uranium boom knows how Charles Steen, exploring the Colorado Plateau, hit it rich with his Mi Vida claim, worth tens of millions. Of course,

**Elaborate metal locator has a 27-ft. depth range for buried treasure; it costs \$195.**



**Underwater metal finder by Goldak is for use by diver in salt or fresh water, costs \$195.**





**Powerful ultraviolet lamp for field use will cover 8x10-ft. area, carries a \$179.50 tag.**

he was an experienced geologist. But amateurs also have hit the jackpot. Such a person was Vernon Pick, who owned an electrical shop in Minnesota. When fire destroyed his small shop, he went prospecting and unearthed the Hidden Splendor mine which he sold for \$9,000,000.

Is anything left for you to find? In short, yes. The uranium boom is over, but high-grade uranium ore still is marketable. More importantly, many materials found in association with uranium-hunting are valuable. An example is the rare-earth deposit discovered at Mountain Pass in California. The prospectors were looking for uranium with a geiger counter, but all their samples were rejected as containing too little uranium. They were about to pack up when one of the men examined a sample with a pocket spectroscope, which indicated the material was in the cerium group of rare earths. The mineral turned out to be bastnasite and the resulting mine brings in \$90,000 every day of operation.

Finally, the government recently estimated that we have dug up only 10 per cent of the gold deposits in this country. The remaining 90 per cent is just waiting to be found.

How is electronic equipment used to prospect? In the case of uranium, the

Goldak, Inc., Glendale, Calif.

Ultra-Violet, Inc., San Gabriel, Calif.

two tools are geiger counters and scintillation counters.

The geiger counter's detecting element is a Geiger-Mueller tube. Weak impulses are triggered when gamma rays emitted by radioactive substances strike its face. These pulses are amplified to produce a click in an earphone or loudspeaker, or to flash a neon lamp. Geiger counters are now going for panic prices. A good one can be had for as little as \$25.

The scintillation counter's detecting element is a crystal of some phosphor, such as potassium iodide or sodium, which emits scintillations of light when struck by alpha, beta or gamma rays. Scintillation counters are more sensitive than geiger counters, and more expensive.


Geiger and scintillation counters are simple to operate, involving little more than turning them on and holding them near materials to be checked. Detailed instructions on interpreting the readings are easily procured.

Ultraviolet lamps are useful in prospecting because of an effect known as fluorescence. Light is given off by certain mineral and organic materials when ultraviolet rays strike them. Most important ultraviolet target is scheelite or tungsten ore. To date, over \$100,000,000 worth of [Continued on page 111]

**Average-size geiger counter has headphone and meter readout system. List price is \$99.50.**





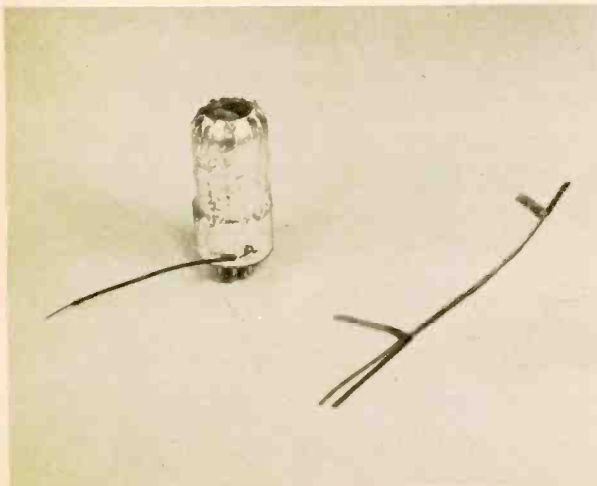



### Strain Loop Protects Earphones

Many people buying earphones for the first time are puzzled by a string emerging from the end of the connecting cord near the tips. This is a strain loop, and its purpose is to protect the relatively fragile cord (which is actually made of tinsel, not wire) from pulling away from the tips when it is pulled too hard. Tie the string to the phone plug so that it is shorter than the connections proper, as shown.

### Waxed Paper Protects Flashlight

With certain types of flashlight dry cells there is always the danger of swelling, splitting, and the releasing of corrosive electrolyte which will ruin the flashlight. As a simple precaution wrap the batteries with several thicknesses of waxed paper before fitting them into metal or plastic flashlight case.




### Aluminum Foil Shielding

Aluminum foil can be used for most applications where electrostatic shielding is required. For example, as a tube shield, the foil can be wrapped around the tube and a piece of wire soldered to the foil then grounded. Leave a large opening at the top for ventilation.

For shielding cable, the foil can be cut into a  $\frac{1}{4}$ " wide strip and spiralled round a length of insulated wire. Aluminum foil can be tinned with rosin-core solder and a good hot iron. Solder rapidly to keep from melting the foil.

Dr. Robert I. Henkin is standing in one corner of his reverberation room behind a windmill-type circulation system which he used to distribute sound in an even pattern through chamber.



## The Secret Power of Sound

This is one end of a long closed tube used to study the physiological changes in rats.

Zinc-sulfate electrodes were attached to each hand to detect changes in the skin resistance.





**The mind and body of man are greatly influenced by music and other sounds, and now a scholar analyzes sound to determine the power of its basic elements.**

**T**HE power that music hath over the savage beast is well known to even the elementary school pupil. And we've all been stirred by a Sousa march, or excited and horrified by a combination of sight and sound in horror movies.

Just offhand you might say that, sure, sound and music have a strong effect on people, and the same sounds probably produce the same reactions in just about everybody. But how do you know for sure?

A young doctor asked himself this question, and a good many others, and the result was a research project in which he attempted to analyze the various basic elements of sounds and music and to arrive at some conclusion as to the predictable human response to each element.

The researcher is Robert I. Henkin who, just coming up on 30 years of age,

probably is one of the most qualified men for such a project who could be found. He holds an AB in music from the University of Southern California, a PhD in music-psychology from UCLA and an MD from the latter school. He is a practicing composer, has written several films in Hollywood, composed background music for radio and theater and has had several performances of his serious works in the United States and Europe.



Dr. Henkin is knowledgeable also in the fields of psychology, advanced mathematics, statistics, engineering and acoustics. He has recently been working in the field of neuro-endocrinology, which encompasses the interaction of the nervous system and the endocrine system.

It was while interning in Los Angeles (he is now [Continued on page 95])

**A voltmeter and oscilloscope were used to monitor sound intensity in tube for animals.**

**Instrument rack included a power supply and amplifier to control sound in reverb room.**

**Dr. Henkin beside rear-loading horn which was used to test listener's response to music.**



*build this*

# Transistorized Chord Organ

Ideal as a solo instrument or accompaniment to a piano. Can be preset to play a variety of chords.

**By Fred Maynard**

Motorola Semiconductor Products





**O**NE of the more encouraging present day phenomena is the growing interest in "play it yourself" music. This fad, if you want to call it that, has resulted from the intensive marketing of organs from the inexpensive air-driven reed types to the relatively elaborate electronic organs. One of the reasons for the popularity of organs is that they are easy to play, and even a rank amateur




Fig. 1. Commercially available printed circuit board includes all but Q7, power supply, and RT resistors.


doesn't sound bad at one. The popular chord organs further simplify playing by the use of numbered or lettered music. The Monochord, which is of this design, is an easy-to-play musical instrument that produces organ-like tones by depressing any one of five keys. The correct chord harmony is created automatically but it should be kept in mind that the instrument's simplicity limits its musical flexibility.

This article is intended as a take-off point for the advanced experimenter who may wish, through circuit expansions, to develop the Monochord into a full-sized organ with increased tonal capabilities such as auxiliary preset chords, bass, pedal bass, dynamic swell, and a larger amplifier. The Monochord is completely transistorized and can be built for as low as \$50 by judicious selection of surplus components.

Since this project is to serve as a foundation on which to build, more space will be devoted to circuit theory than to construction details.

Fig. 2. Tuning resistors used with EI's printed circuit board. Use and adjustment of other parts is suggested in text.

Specifications for a cabinet are not included since the Monochord may be housed in anything from a simple box to the "console" shown in the photographs. One suggestion might be to purchase a small toy piano



#### EDITOR'S NOTE

Because of the complicated nature of the Monochord organ, we recommend it as a project for the advanced electronics hobbyist. The ability to wire, troubleshoot, or trace circuits is required. We suggest that beginners select less complicated projects. Mr. Maynard, designer of the Monochord, is a Project Engineer with the Semiconductor Products Division of Motorola, Inc., 5005 East McDowell Road, Phoenix, Arizona.

and use part of the keyboard for the organ. The extra keys could be used later in an expanded design if desired.

### Construction

To simplify construction, EI has made arrangements to supply a printed circuit board for \$5.00 (see parts list). This board includes all the circuitry except the power supply, power transistor Q7, and the RT tuning resistors. Power transistor Q7 should be mounted on a heat sink and the RT resistor strings may be made up of adjustable wire-wound resistors or potentiometers mounted on a perforated phenolic board along with the power supply.


### Components

The components specified in the parts list have been selected on the basis of size, tolerance, cost and availability. Most of the resistors have 5% tolerance although 10% resistors could be used

by selecting close values. This may, however, put some of the oscillators out of range and create tuning problems but this can be corrected by adjustment of the RT resistor taps. If an oscillator cannot be tuned by varying the RT tap, the value of the bridge resistors (for example R1 and R2 in oscillator O1) should be changed. Increase the value of both resistors by the same amount to lower the frequency and decrease their value to raise the frequency. Smaller capacitors may be used if their tolerance is 10%. Electrolytic capacitors C7, C8, C15, and C16, used in vibrato oscillator OV should also be of the specified value if a 6 cps vibrato frequency is desired. The other electrolytics, such as emitter bypass C18, should be at least 5 mf but may be larger.

It is quite feasible to use the oscillator section only in conjunction with another amplifier, such as a record player, tape recorder, or hi-fi amplifier. If so, only

Fig. 3. Button of key switch is drilled and tapped. Screw is adjusted for correct key action.






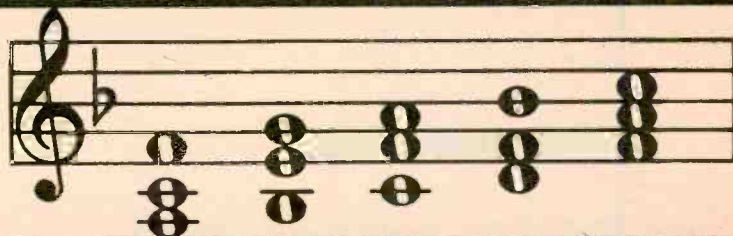


Fig. 4. Power supply of author's model. Four rectifier diodes are mounted in standard cartridge fuse holders. A metal, plastic, or plywood chassis may be used.

TABLE 1—HARMONY SCALE AND INTERVALS



Melody	do	re	mi	fa	so
Harmony	F maj	C <sup>7</sup>	F maj	F <sup>4</sup>	F maj
Key Number	1	2	3	4	5

TABLE 2—OSCILLATOR TUNING FREQUENCIES

O1	O2	O3
F-349 cps	F-349 cps	C-523 cps
D-294 cps	E-330 cps	Bb-466 cps
C-262 cps	C-262 cps	A-440 cps
Bb-223 cps		G-392 cps
A-220 cps		F-349 cps

"WHEN THE SAINTS COME MARCHING IN"

1 3 4 5 1 3 4 5 1 3 4 5 3 1 3 2

3 3 2 1 3 5 5 4 3 4 5 3 1 2 1

"HOME SWEET HOME"

1 2 3 4 5 5 3 5 4 3 4 2 3

1 2 3 4 5 5 3 5 4 3 4 2 1

"GOING HOME" - NEW WORLD SYMPHONY

3 5 5 3 2 1 2 3 5 3 2

3 5 5 3 2 1 2 3 2 1 1

"MARY HAD A LITTLE LAMB"

3 2 1 2 3 3 3 2 2 3 3 5 5 3 2 1 2 3 3 3 2 2 3 2 1

Fig. 5. Organ is tuned for music in C. Figures correspond to keys numbered from left to right.

the circuitry shown in Fig. 7 will be required and the output is taken directly from the wiper of R45 and the ground buss.

The keyboard for the organ consists of five keys about  $\frac{7}{8}$ " wide and  $4\frac{1}{2}$ " long. They may be made of wood, plastic or other material and should be painted a glossy white. Toy piano keys were obtained from Theo. J. Ely Mfg., Co., Girard, Pa. for the author's model. Switchcraft switches No. 1009 were modified slightly by drilling and tapping the knob to accommodate a 4-40 screw. This construction is shown in the cutaway view of the keyboard.

Tuning and Playing

As is shown in Table 1 the keys of this instrument play consecutive intervals of the diatonic scale in F (three-note chords). The topmost or melody notes are the consecutive intervals of F, G, A, B<sup>b</sup> and C. The oscillators (O1, O2 and O3) provide other intervals in the same scale key to generate a pattern of preset harmony.

Though the model has been tuned to the F Scale, relative tuning to the diatonic intervals in any scale may be set up. The F Scale frequencies to the nearest unit value are given in Table 2. These are based on the American Stand-



ard Pitch musical scale with A above Middle C at 440 cps. Final tuning of the intervals to this scale may be done by the comparison technique using a calibrated audio signal generator, or audibly with a well-tuned piano or other musical instrument. An experienced musician can tune the instrument to relative correct intervals by ear.

The Monochord scale and several suitable musical selections appear in Fig. 5 and Table 1. Note that the instrument itself is tuned to the key of F, and the music written in the key of C. This was done to obtain better harmony, and so the music could be played on white keys.

### Key Function and Tuning

Tuning and control of the oscillators is accomplished by the switches associated with the keys. The taps on RT3 provide melody notes F, G, B<sup>b</sup>, and C; RT2 provides the second, and RT1 the third harmony.

When K5, for example, is depressed, the ground (+) spring engages with the contacts connected to the C, A, and F taps on RT3, RT2, and RT1 in that order, generating an F major chord with C in the upper or melody position. In a like manner, K4 generates the F<sup>#</sup> (B<sup>b</sup> major) chord with B<sup>b</sup> on top; K3, the F major chord with A on top; K2, a C<sup>7</sup>

dominant chord with G on top; and K1, the F major chord with F on top.

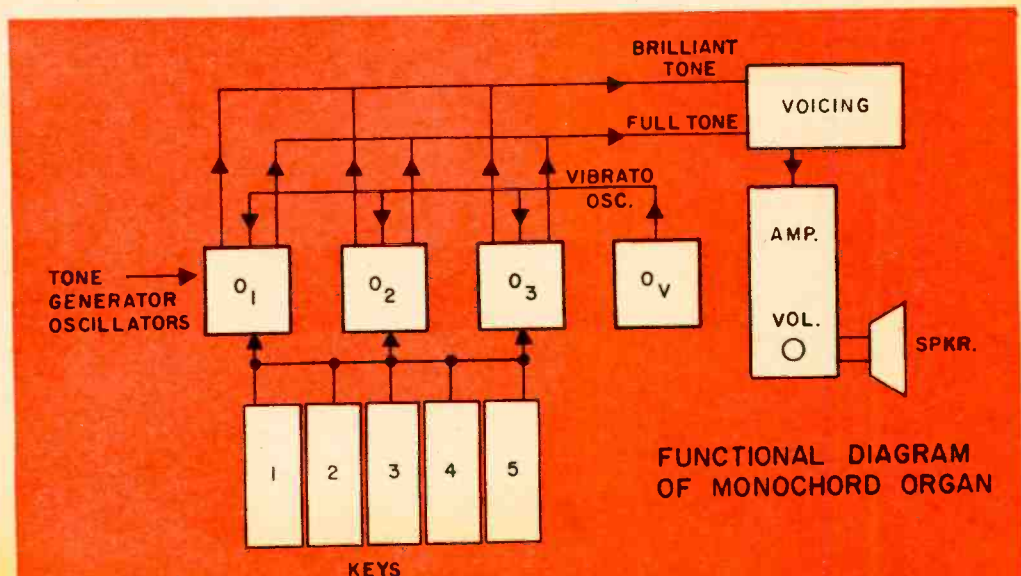
If the specified components are used in the oscillator circuits, the tuning strings (combination of resistors such as in RT3; 282 ohms, 150 ohms, 68 ohms, 220 ohms, and 330 ohms) may be made with fixed resistors of the values shown and the instrument will be reasonably in tune. However, due to component tolerances, it will probably be necessary to adjust these values somewhat to obtain precise tuning. When making these adjustments, use less resistance to obtain a higher frequency, and more for a lower frequency. The tuning must be done from the high end of each RT string first. For example, on RT3, tune the C accurately by altering the 282 ohm resistor before adjusting B<sup>b</sup>, etc.

A very good substitute for fixed resistors in the RT strings are adjustable wirewound resistors, potentiometers or any cheap surplus components.

### Amplifier

The amplifier (Fig. 8) is simple, transformerless, and has good fidelity with low distortion up to about ½-watt output. The first stage, Q5, a high-gain amplifier with some degenerative emitter feedback, is coupled to emitter follower Q6 to match the amplifier to the input of power transistor Q7.

Fig. 6. All oscillators are activated when a key is depressed. Tuning resistors set frequency.



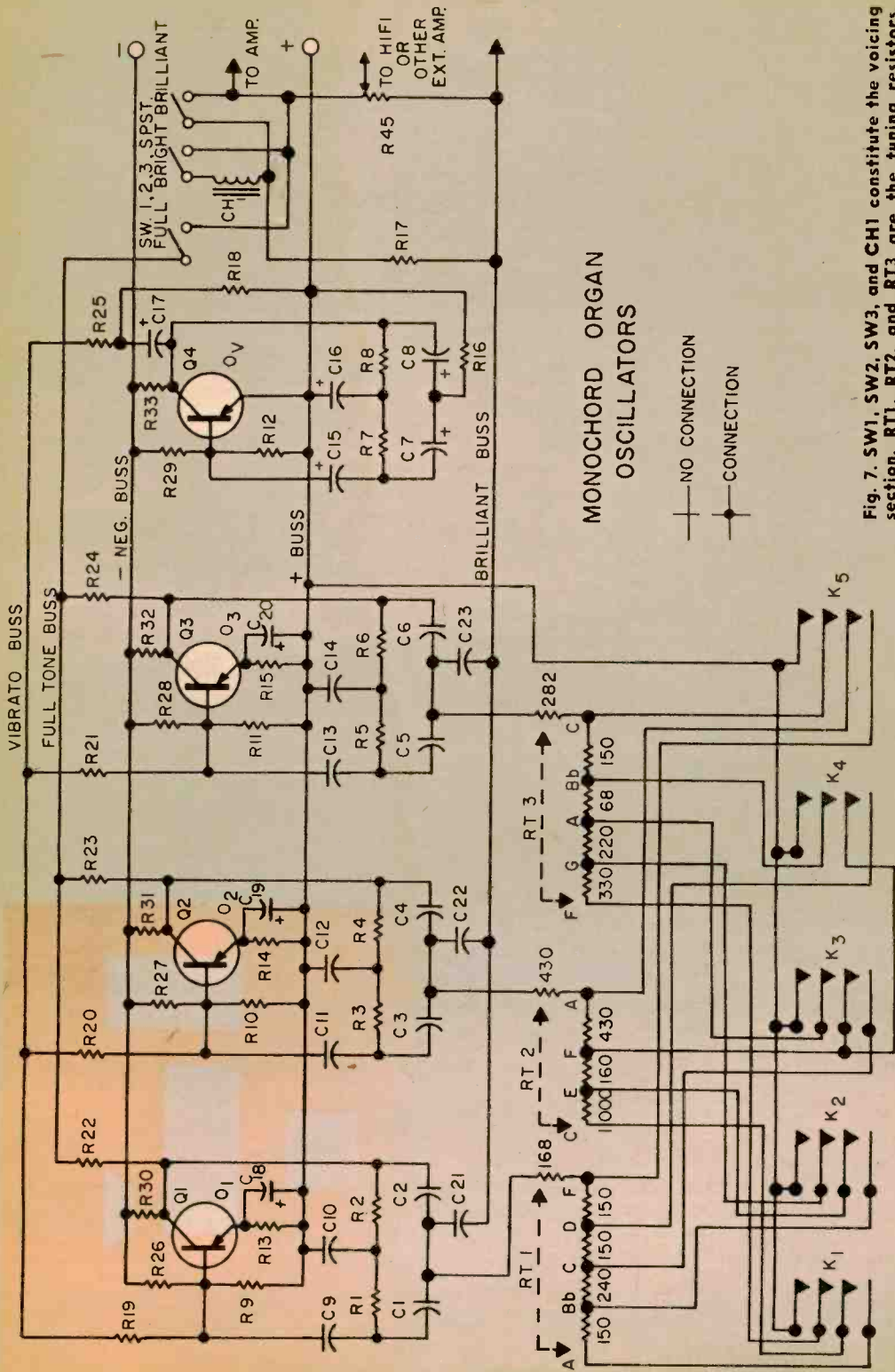


Fig. 7. SW1, SW2, SW3, and CH1 constitute the voicing section. RT1, RT2, and RT3 are the tuning resistors.



### PARTS LIST

Resistors: 1/2 watt, 5% unless otherwise indicated

R1, R2—4,700 ohms  
 R3, R4—11,000 ohms  
 R5, R6—9,100 ohms  
 R7, R8—10,000 ohms  
 R9, R10, R11, R12—18,000 ohms  
 R13, R14, R15—200 ohms  
 R16—430 ohms  
 R17—15,000 ohms  
 R18—47,000 ohms  
 R19, R20, R21—300,000 ohms  
 R22, R23, R24—510,000 ohms  
 R25—150,000 ohms  
 R26, R27, R28—200,000 ohms  
 R29—470,000 ohms  
 R30, R31, R32, R33—2,400 ohms  
 R34—6,800 ohms, 10%  
 R35—1,600 ohms  
 R36—4,700 ohms, 10%  
 R37—30 ohms  
 R38—30,000 ohms  
 R39—2,000 ohms, 2W potentiometer  
 R40—3,600 ohms  
 R41—100 ohms, 10%  
 R42—47 ohms, 2 watt, 10%  
 R43—1 ohm, 5-watt wirewound 20%  
 R44—50 ohm, 10-watt wirewound 20%

Capacitors: 200 volt, 10%, tubular

C1, C2, C9, C12, C14—22 mf  
 C3, C4, C5, C6, C11, C13—1 mf  
 C10—5 mf

Capacitors: 30-volt ceramic disc

C21, C22, C23—.002 mf

Capacitors: 25-volt electrolytic unless otherwise indicated

C7, C8, C15, C17, C24, C25, C26—5 mf

C16, C27—10 mf

C18, C19, C20—25 mf

C28—2,000 mf, 15 volt

CH1—6.3-volt filament transformer (Lafayette

TR-11 or equivalent)

DI, D2, D3, D4—Motorola 1N1563 diode

DZ1—Motorola 10M12Z Zener diode

K1-K5—Guardian Relay series 200 contact parts or

switchcraft type 1009 3PDT switches

Q1, Q2, Q3, Q4—2N655 or Motorola 2N1193 transistor

Q5, Q6—2N653 or Motorola 2N1191 transistor

Q7—2N176 or Motorola 2N669 transistor

RT—Tuning resistors, 10-watt wirewound adjustable,

carbon potentiometers, or Mallory FT series sensitivity controls

SW1, SW2, SW3, SW4—SPST slide switch

SW5—SPDT slide switch

T1—24-26-volt filament transformer

Misc.—Intercom speaker, 45-ohm voice coil, Quam

4A1Z45; power transistor mounting kit, Motorola MK-15 or equivalent; 6 transistor

sockets; toy piano keys available from Theo

J. Ely Mfg. Co., Girard, Pa.; Printed Circuit

board available from Detroit Electronic

Corporation, 13000 Capital Avenue, Oak

Park, Michigan for \$5.00

R39, the volume control, provides a "swell" effect. Q7 is a 2N176 power transistor which should be mounted on a Motorola MS-10 heat sink or an aluminum sheet at least 3" x 3".

The speaker used in the Monochord is a 45-ohm intercom type speaker coupled to Q7 through capacitor C27. This arrangement wastes a little output power, but improves the sound quality by keeping DC out of the speaker voice coil. Ordinary 8-ohm radio speakers will not operate well in this circuit.

## Power Supply

The simple power supply (Fig. 8) has been designed for low ripple. A zener diode maintains the output very close to 12 volts under all load conditions since regulation is essential to the stability of the oscillators. The instrument can also operate successfully on a 12-volt storage battery.

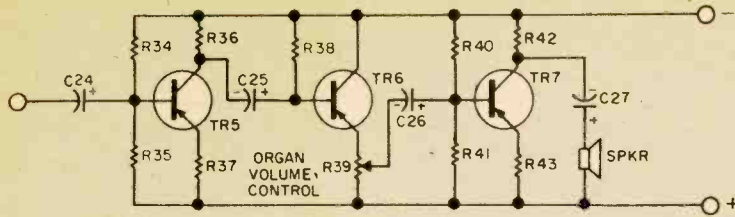
## Circuit Theory

In the block diagram of Fig. 6, tone oscillators O1, O2, and O3 are adjusted to the correct frequencies and connected in such a way that when a key is depressed they're energized and tuned to the intervals required for both the melody and harmony. Thus a melody with two-part harmony is produced by each key. Two waveforms are generated by the tone oscillators to provide two of the organ voices and a third voice is derived from one of these in the voicing section.

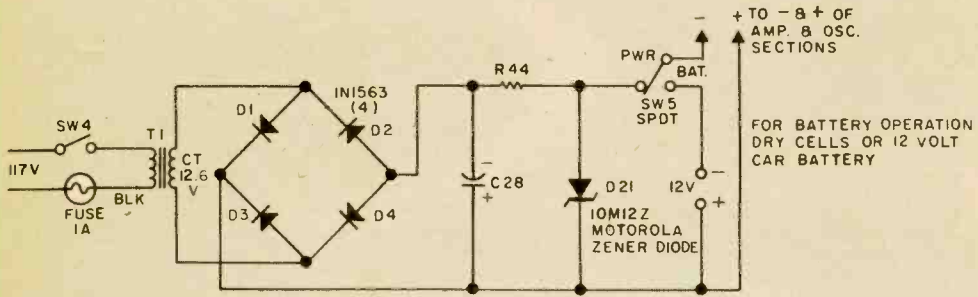
The music is made more pleasing by the introduction of an electronic vibrato generated by oscillator OV.

Refer now to the schematic in Fig. 7. The tone generators (O1, O2, O3) and vibrato oscillator (Q4) are twin-T R/C circuits that are easy to build and very stable.

Tone oscillators O1, O2, and O3 are essentially identical except for some of the constants in the twin-T network. In oscillator O1 for example, this network is composed of C1, C2, C10, R1, R2, and RT1. C9 is a coupling capacitor and R26 and R9 provide base bias for transistor Q1. R30 is the collector load resistor, and R13 and C18 provide emitter stabilization. Feedback across the twin-T network between the collector (lower end of R30) and the transistor base results in oscillation. A 180° phase shift occurs at a definite frequency in the twin-T bridge to establish the oscillation frequency. Since RT1 is part of this bridge, its variation also changes the frequency. Various taps on RT1 are provided so that the chord intervals are generated whenever one of the taps is grounded. Grounding of the taps is accomplished by a multi-contact switch under each key which connects the taps to the + buss. To complete the circuitry



MONOCHORD ORGAN AMPLIFIER



REGULATED POWER SUPPLY

Fig. 8. An output transformer is not necessary since impedance of intercom speaker is 45 ohms.

of Q1, resistor R19 couples the vibrato signal from oscillator OV to the transistor base. Oscillators O2 and O3 are identical except for variations in the R and C values of the twin-T networks. These variations in component values provide the three frequency ranges required of the tone oscillators.

If you're thinking of setting up chords with notes out of the frequency range covered in Table 2, here's the way to determine the parts values to be used. The frequency of an oscillator can be lowered one octave (halved) by doubling the size of capacitors C1, C2, C9 and C21. Conversely the frequency can be raised an octave by halving their capacitance. Note the values of the parts associated with vibrato oscillator O4 which generates a 6-cps signal.

### Organ Voicing and Vibrato

The twin-T oscillator has a useful feature as a musical tone generator. The branch composed of R1, R2, and C10 is a low-pass filter and that of C1, C2, and RT1 a high-pass filter. Tones of the same

pitch but different waveform and musical quality can be tapped from this bridge at various places thus providing different organ "voices." In the Monochord, two of these tone outputs are used. A full tone, rather strong in the fundamental frequency, is coupled from the transistor collector load through R22 to the full tone buss. A brilliant tone, rich in harmonics, is tapped from the high-pass filter through C21 into the brilliant buss. The full tone buss, and the brilliant buss outputs are brought to the voicing switches SW1 and SW3 respectively. The brilliant signal is also fed through choke CH1 to SW2 to impart a resonance in certain ranges of the brilliant tone, giving a trumpet-like effect. CH1 is the 117-volt winding (black leads) of a small filament transformer; the secondary winding is not used. R17, in the brilliant buss, is used to balance the full and brilliant outputs. If the brilliant tone is too loud compared to the full tone, R17 may be made larger than the indicated value and vice versa. The output of the voicing section proceeds



to the power amplifier shown in Fig. 3.


Oscillator OV generates a 6-cps sine wave vibrato signal. Large value electrolytic capacitors are used to provide this low frequency. The emitter stabilization resistor and capacitor used in the other oscillators are not required here since the stability of this oscillator is not as important as in the tone generators. The frequency of the vibrato is established by R16 and can be made variable if desired by substituting a potentiometer. The vibrato signal is coupled from the oscillator through C17, and attenuated by the divider composed of R18 and R25, to the vibrato buss. The intensity can be varied by making R25 adjustable. This vibrato signal modulates the base inputs of the oscillator transistors through coupling resistors R19, R20, and R21 causing a combination of amplitude and frequency shift which is a combination vibrato-tremolo

effect. Vibrato is frequency modulation of the sound and tremolo is amplitude modulation. These embellishments result in a periodic fluctuation of the tone to give the music a live sound.

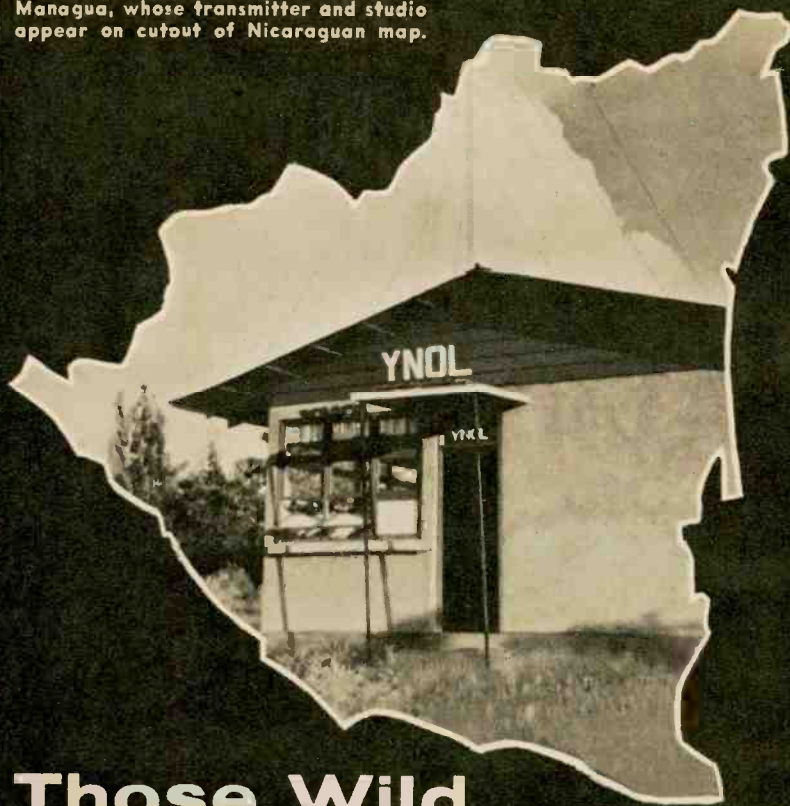
The playing range of the Monochord can be somewhat expanded with more keys to allow playing a greater variety of selections.

It is believed the Monochord may introduce some new ideas, not only in interesting and useful transistor oscillator circuitry, but in simplified musical instrument design as well. These features, combined with economical straightforward and easy constructional approach, should make the Monochord of interest to hobbyists, embryo musicians, to children as quality toys, and to youngsters as a school science project. If you have a piano, your playing can be enhanced with an expanded model which includes many more chords. ●

**Fig. 9. Author's model built on plastic template. Fixed tuning resistors appear to left and above Q7's heat sink. Black keys are not in use.**



Leading Nicaraguan station is YNOL, Managua, whose transmitter and studio appear on cutout of Nicaraguan map.



## Those Wild Nicaraguan Stations

The unpredictable Latins make up their own rules and never heard of a log, but they're interesting!

**O**F ALL the Latin American countries, Nicaragua probably is the wildest to DX. Until the mid-Fifties, there were only a handful of stations in this jungle country, which is equal in size to Pennsylvania, Maryland and Delaware combined.

Within the last five years many new stations have come on the air but they haven't done much for the DXer. Most have low power and broadcast entirely in Spanish, factors which make it rough for the beginning DXer. But a thornier problem is that most stations do not QSL. Some don't even keep an accurate log to check [Continued on page 110]

### DX GUIDE TO NICARAGUA

Call	Kc	Location/Operator
YNX	750	Managua Estacion X
YNOL	825	Managua Evangelical clergy
YNW	935	Managua Radio Mundial
YNBB	1145	Granada Ondas de la Alegria
PZA	1662	Puerto Cabezas (beacon) Lineas Aereas Granada
YNWW	5965	Granada Radio Sport
YNWA	6140	Managua Radio Mundial



# Power Wiring For Your Ham Shack

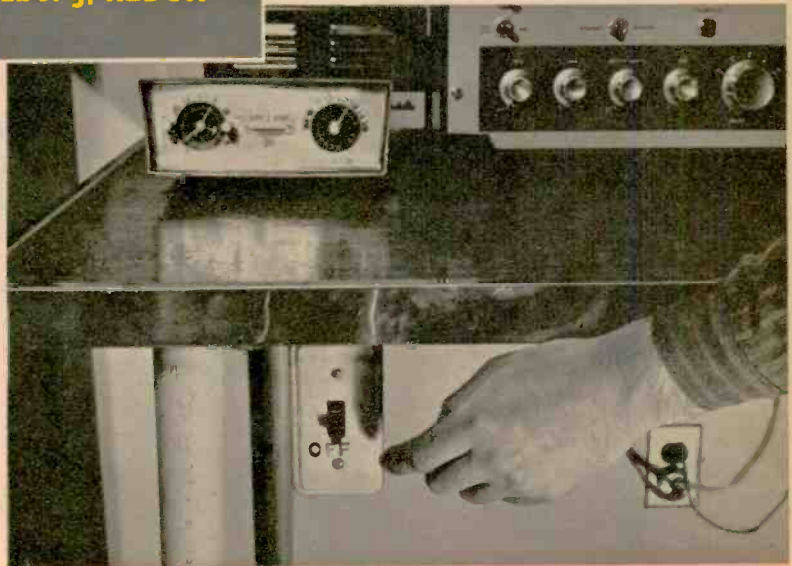
By Paul Hertzberg, K2DUX

**E**LECTRICAL codes, convenience, neatness and safety should be considered when installing a master power wiring system in a ham shack.

We used one of the new three-wire outlet strips, mounted under the edge of the table, in our own shack. The equipment and layout can be changed to suit your needs and tastes. The basic requirements are shown here.



There are two types of grounding systems. If your house has BX cable the wiring can be grounded to the outlet box. If your house wiring is the insulated type, use a ground rod.


Safety device is this DPST toggle switch which with one flip turns off everything on the alert ham's table.



Needed components for wiring job include an outlet strip (Wiremold shown), 3-conductor wire, a 3-prong plug and wall outlet to fit.

The end fitting for outlet strip is easy to mount. Strip is under edge of table with leg to right. Third wire is grounded to strip.






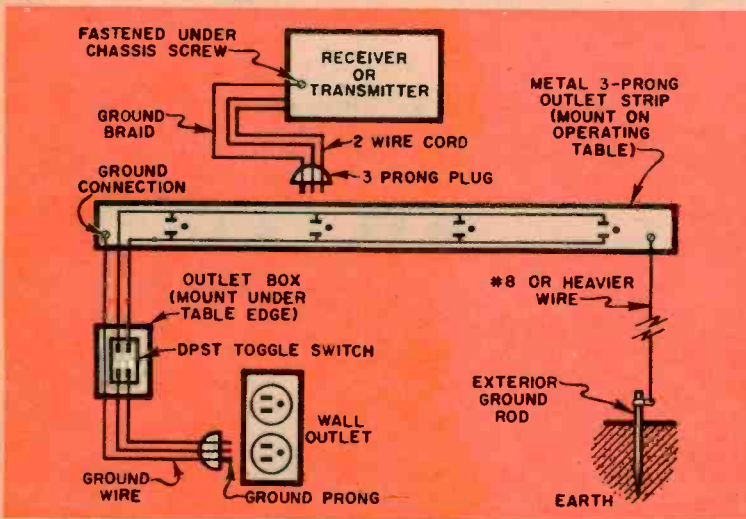
Mounted and assembled strip looks neat. The metal table edge can be made an RF ground by wiring it to strip via a .001 mfd capacitor.



When the new 3-contact outlet is installed the third contact is grounded to the metal outlet box. Piece of braid is best for job.



The ground braid is taped along power cord. One end is attached to the third prong of the new plug, other goes to chassis screw.



Master power wiring layout shows basic requirements, can be adapted to your own shack. Note that two ground systems are shown, one to outlet box if house has BX cable. If not, the ground rod is used, as indicated at the right.



# El field tests a New CB Handie Talkie



**F**OR those who want to keep in touch while hiking, boating or camping or have a need for a special temporary wireless intercom, Lafayette's new HE-29 Citizens Band Walkie-Talkie is ideal. EI checked out a pair recently and found that at \$49.95 each you get a lot of circuitry including nine

transistors, two wired-in crystals, a diode, and a thermistor.

The receiver section is a fixed-tuned crystal-controlled superhet and of course the transmitter is also crystal controlled. The manufacturer states that input to the final stage is 100 mw so you'll be transmitting in compliance with the FCC requirements for low-power unlicensed operation. (A license is not required if final stage input is 100 mw.)

We checked the units in several locations and were amazed at what they accomplished. In a section of New York City dominated by 6-story buildings, noise-free, clean and strong signals were received for quite a few blocks. Performance was even better out of town. In a hilly suburban area the range was extended up to about half a mile and all indications pointed to a greater range under line of sight conditions.

We noticed a big difference in the range and sensitivity of the units if the voltage of the eight penlight cells is the slightest bit low. For optimum performance, it is probably a good idea to use fresh "Energizer" cells such as Eveready No. 1015.

Sound from the speaker, which doubles as a microphone, was distortion free. The manufacturer states the receiver sensitivity is 1 microvolt for a 10 db s/n and that the selectivity or bandwidth is 5.6 kc at 6 db down. About half the price of competing units, the HE-29 offers top value in its field.




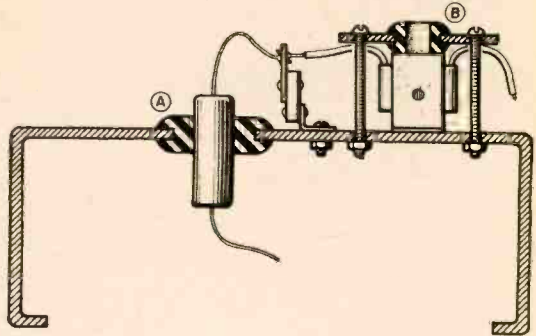
# new jobs for GROMMETS

These little rubber doughnuts have a thousand and one applications for the build-it-yourself fan.

By Joe W. Rocke

## Special Mounts

Use grommets to hold a capacitor in place on a chassis (A) and as a cushion for hold-down straps to mount small transformers (B) or components without mounting lugs.

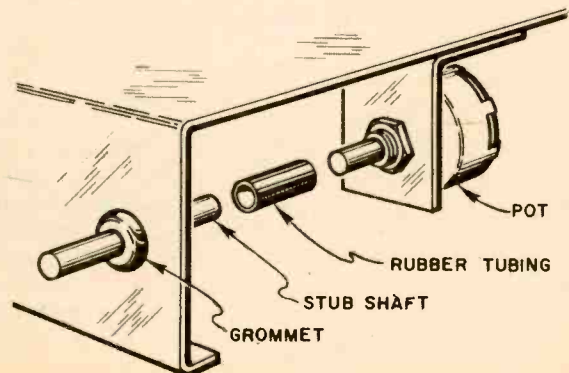


## Grommets For Coil Forms


When you have to wind your own coils, use large grommets which provide plenty of room for the wire needed to make special chokes or tuning coils. Slip the wire leads through a cut made in the rim of the grommet. Dip the completed coil in insulating varnish for full protection.

## Shaft Extension Bushing

Use a grommet to support an extension shaft or to insulate a control shaft from the chassis. A snug-fitting sleeve made from a piece of rubber tubing should be used to couple the extension shaft to the bracket-mounted control in the rear.





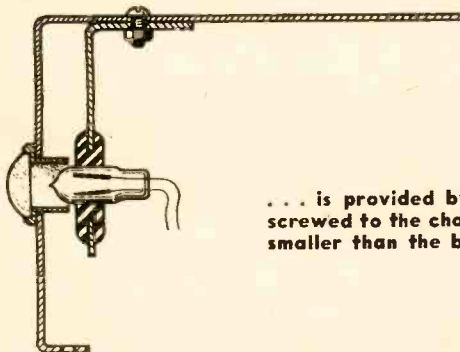
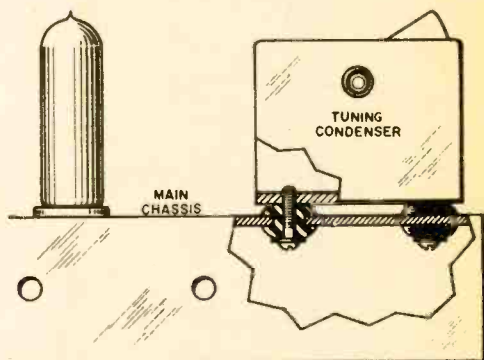


### Pulleys From Grommets

... reduce friction wear on dial cords. Select a grommet that fits freely over the mounting stud. A slight bit of talcum or powdered graphite applied to the grommet opening acts as a lubricant for easy tuning.

### A Friction Drive Wheel

... for drum type dial drive or for low-speed motor applications may be made from a grommet that is cemented to the drive shaft. The grommet also makes an excellent substitute for a tuning knob thus preventing hand capacity from affecting the tuning adjustments.




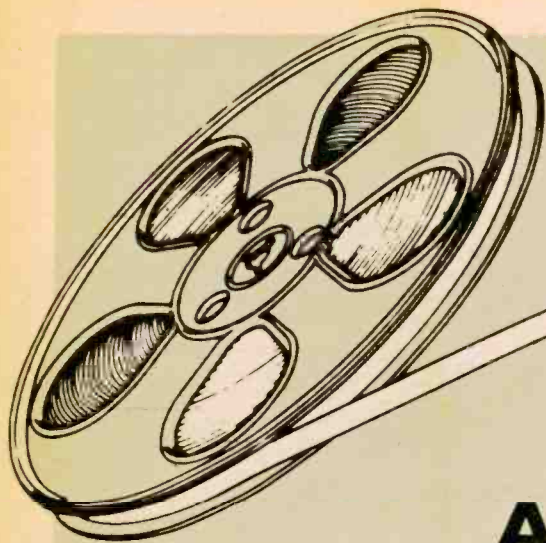
### A Neon Bulb Mount

... is provided by a grommet mounted in a small bracket that is screwed to the chassis. Select a grommet that has a hole size slightly smaller than the bulb diameter to be sure there will be a snug fit.

### A Tuning Slug Support

... for king-sized loopsticks makes adjustment easier and minimizes vibration effects. Cut the grommet bracket from tin-can stock and force the grommet into a "U" shaped slot cut in one end of the bent bracket.





# Tape Recorder Accessories

**A team of little assistants is ready to help you keep your tape equipment in top operating order.**

**By Norman Eisenberg**

**T**HE growing popularity of tape recorders is reflected in the appearance of more and more accessories. These items—some old, many new—are designed to make playback of prerecorded tapes and the recording of one's own tapes easy, foolproof and acoustically correct.

Accessories fall into two categories—those related to the tape itself, and service aids for the tape recorder itself. We discuss the latter class in this article.

There are recorder accessories which fall into the professionals-only class but many are for do-it-yourself maintenance, designed to prevent maladies that might afflict the head or parts of the body of a tape deck.

To begin with, there is the matter of head alignment. The head should be fixed at right angles to the tape so it presents a uniform gap. With stereo heads alignment can be more critical than with mono heads, since each gap, as well as the area on the tape being

covered by that gap, is smaller. What might be a slight misalignment with mono tapes becomes serious with stereo. The new quarter-track tapes point up this problem even more sharply.

Alignment is basic to how a recorder sounds, affecting frequency response, distortion, equalization and even the loudness of a signal. A bad case of misalignment could cause a loss of high frequencies, with treble response down as much as 12 db at 5,000 cycles.

On machines using a combined recording-playback head only the one head need be checked, of course. Separate heads mean separate alignments.

The key to head alignment is alignment test tapes, which provide signals that you can use to determine how effectively the heads are aligned. You have to do the aligning but the tapes tell you how you're doing.

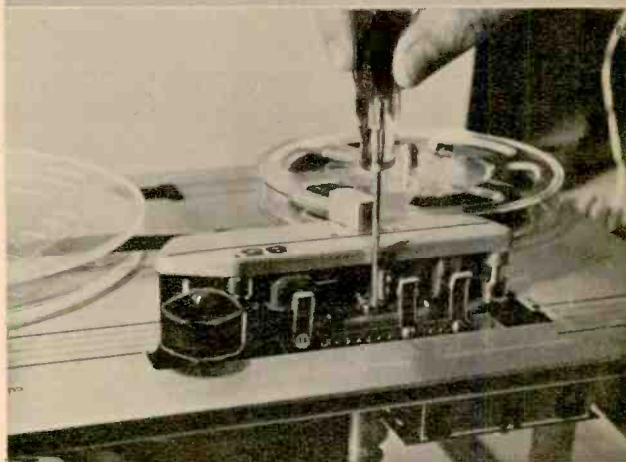
Tape heads are held in place by small screws. Gently turning one or more of those screws while listening to the sig-



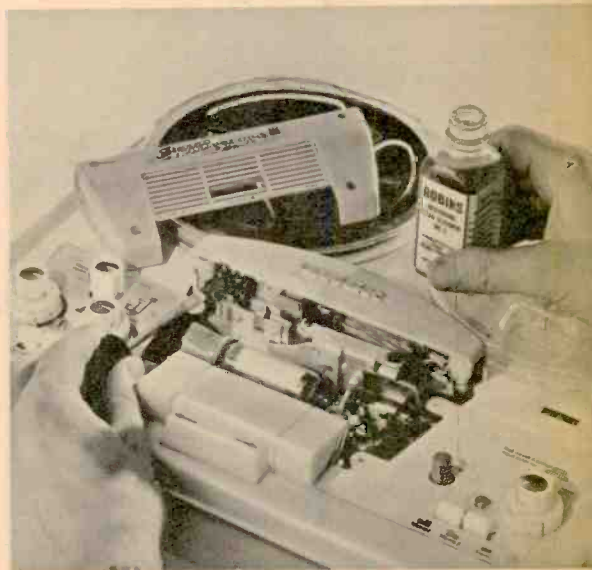
Alignment tape supplies a signal which can be used to align the recording and the playback heads of equipment. The tape is by Ampex.




Alignment adjustments are made with tape head guard removed. Procedure involves adjusting screws, listening by ear to results.



Layout of tape-head cleaning products shows cotton swabs, a reel of cleaning tape and three bottles and a can of liquid cleaner.



Cleaning liquid is applied with small brush to one of the tape heads. Cleaners and oil must be applied carefully to tape recorders.



Five tape head demagnetizers by (l. to r.) Lafayette, Ampex, Audio Devices, Ferrograph, Robins.

nals on the test tape provides a basic alignment. This method is crude and less than completely accurate but it can improve the sound of a badly and obviously misaligned recorder. On the other hand, a fumbling attempt may make things worse than before. The rule here must be: when in doubt, stay out.

For those not in doubt, there's Alignment Tape No. 5563 by Ampex Audio, priced at \$14.50. Audio Devices offers an alignment tape for \$6 and Nortronics sells its AT-100 for \$3.60. Audiotex offers two tapes, a standard one at \$6.50 and the professional one at \$8.25. The signals on both Audiotex tapes are the same. According to the manufacturer, the lower-priced version is produced to standard tolerances while the costlier tape is made with more precision.

If a tape head must be on straight, it also must be clean. A clean tape head is one that is physically clean on the outside and magnetically clean inside. The former is simply a matter of dirt, the latter one of residual magnetism.

Tape head assemblies are usually protected by a cover but dust and other foreign matter—including microscopic particles of the tape's oxide coating—can be deposited there. These invisible deposits can cause loss of response. What's more, dirt can collect on capstans, tape guides, rollers and other

parts to cause slippage and erratic speed.

Heads can be cleaned with a swab of cotton dipped in alcohol. Many tape fans prefer the cleaning kits made specifically for tape equipment and generally priced under \$1. Liquid tape head cleaners are packaged by Ampex, Audio Devices, Audiotex, Chemtronics, EMC, General

**Tape head demagnetizer's pole piece is placed across the tape head gap for a few seconds and then slowly drawn away from recorder.**





Cement, Robins and Walsco. Additionally, both Walsco and Audiotex offer Kleen-Tape, which actually is a reel of impregnated cloth intended to be run on the tape deck. The fabric brushes across the heads to clean them.

Electrical cleaning of the tape heads means removing residual magnetism. Although the recording and playback heads (or head, as the case may be) generate a magnetic field during operation, they are not supposed to become magnetized themselves. Yet after some use they may become partly magnetized—a condition that reduces high frequency response on both playback and recording and can produce a hiss.

To restore the heads to a neutral state, you should use a head demagnetizer. Basically, this is a wound coil with an extended pole piece. Some models have two pole pieces. Either type appears effective. The demagnetizer must be connected to a 117-volt AC outlet. The pole piece is placed across the tape head gap for a few seconds and then slowly drawn away. This simple procedure, which should be repeated every ten hours of tape recorder use, often can perk up a recorder's sound.

Among the twin pole piece demagnetizers are the \$8.25 Ampex, Audio

Device's 400 listing at \$10 and Lafayette's model MS-694 which includes three interchangeable sets of pole pieces to fit different head assemblies and costs \$3.95.



Single pole piece models include a \$9.95 offering by Audiotex, the Robins HD-6 listing at \$10 and a recent entry from England, the Ferrograph Defluxer at \$9.95. A unique feature of the Ferrograph model is its off-on button (the others go on when the line cord is plugged in). Aside from general convenience, the button makes it possible in tape editing to erase short and precise sections of tape with the defluxer.

Accuracy of speed is closely related to how well a tape deck sounds. Too slow a speed produces tones that are lower pitched than normal as well as a dragging tempo. Too rapid a speed results in just the opposite. Everything sounds too high-pitched and too fast.

A handy gadget for checking recorder speed is the strobe wheel made by ORR and priced at \$4.95. The wheel is suspended in a frame to which a handle is attached. By holding the device so that its rim contacts the tape reel, you can observe the strobe markings and judge the accuracy of the machine's speed. A costlier device [*Continued on page 96*]

**Strobe wheel enables you to check the speed of your tape recorder. The rim of the device is held in firm contact with the tape reel.**

**Non-slip compound can be applied to the drive belt of tape recorder to insure proper speed. A small brush is the best applicator for job.**





*build a*

## **Souped-Up Crystal Receiver**

**Boost the volume of a diode radio by adding two inexpensive transistors and just five other parts.**

**By I. C. Chapel**

**I**T'S possible to soup up a simple crystal diode receiver beyond the dreams of the designer. If you add about \$3.00 worth of parts to a small diode receiver such as the Lektron unit shown, you'll end up with a high-power sensitive radio. The receiver is about 3" square, and has enough space inside to add two transistors and the miniature transformer. An unusual part of this circuit is that it only draws about 300 microamperes between stations. Even on strong signals, the current drain is only 5 ma.

### **Construction**

Since you are modifying an existing receiver most of the

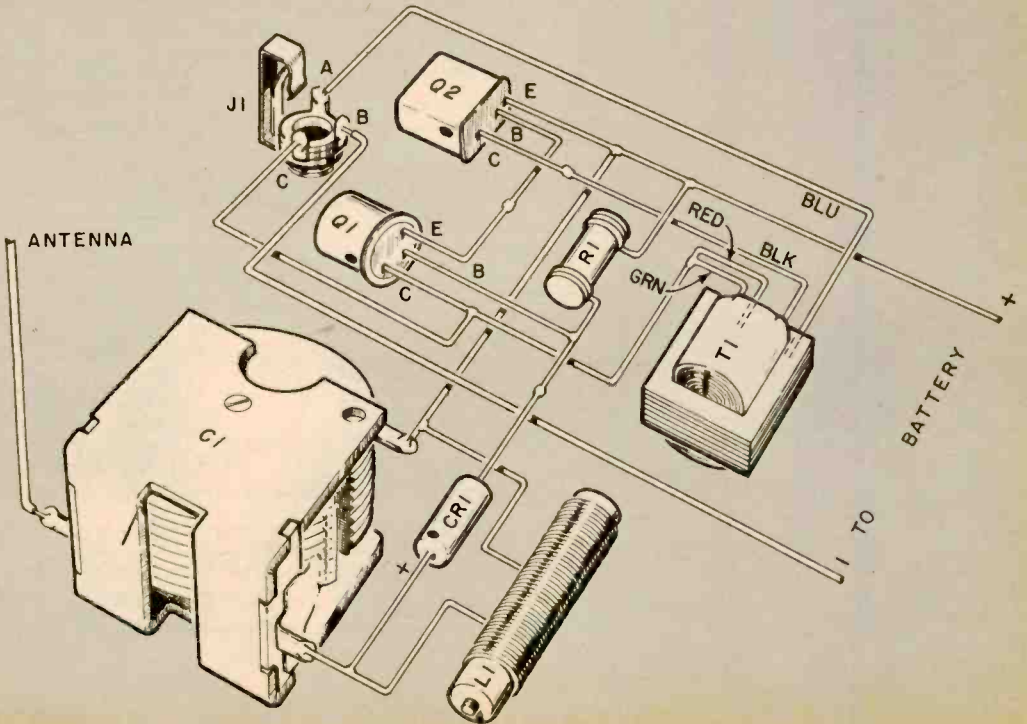

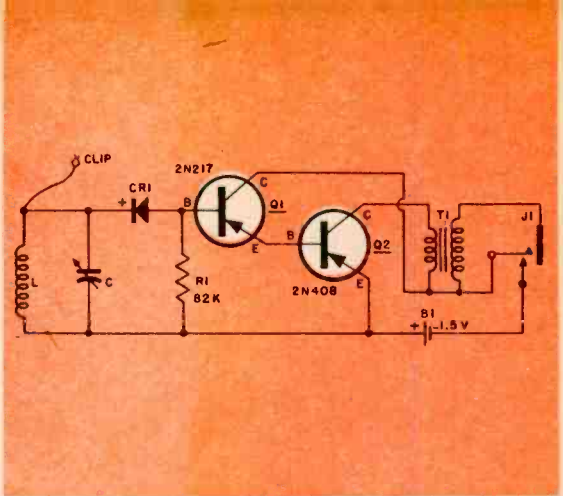


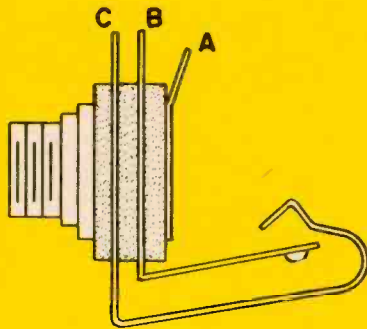
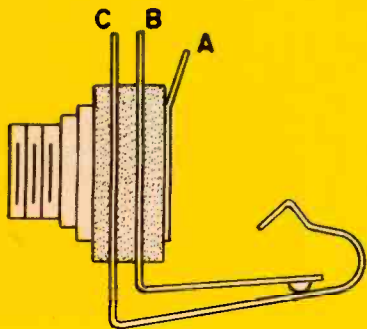
Input impedance of added amplifier is increased to match output of original radio composed of C, L, and CR1, by direct coupling emitter follower Q1 to Q2.

PARTS LIST

- C, L, CR1—Original diode radio parts (Crystal radio No. A89326 available from Lektron, Inc., 131-133 Everett Ave., Chelsea 50, Mass.)
- R1—82,000 ohm resistor
- Q1—2N217 transistor
- Q2—2N408 transistor
- T1—Transistor transformer, 100 ohms to 100,000 ohms, (Burstein-Applebee part 18865B or equivalent)
- J1—Miniature closed-circuit jack and plug
- B1—1.35-volt mercury cell
- Misc.—Mounting strip, copper eyelets, tin for cell holder, etc.

At right note added parts in top of modified receiver. There is no switch in pictorial as radio is turned on by plugging in phone which closes B and C of J1.





At left is unmodified closed-circuit jack. Contacts of altered jack at right are closed by plug.

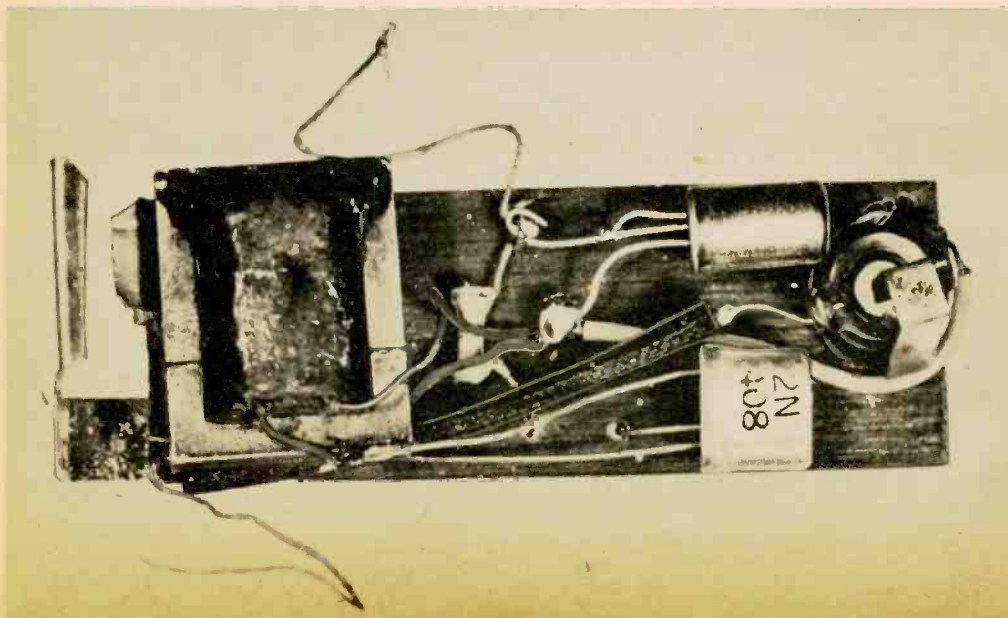
mechanical work has already been done. The original tuning capacitor, calibrated dial, earphone, coil and case are all used. Of course you can also build the unit from scratch. The additional required parts are two transistors, a transformer, and a mercury cell. A 2N217 transistor (Q1) was used because of low standby current, and high power handling capacity when a signal is received. The 2N408 is a good cheap output transistor.

The transistor amplifier in the author's model was built on a removable strip of micarta which permits the soldering of parts in the open, instead of

in cramped quarters. Phone jack J1 is also the power switch and is made by modifying a closed-circuit miniature jack as illustrated by bending the center piece so it touches the outer contact when the plug is inserted. The contacts must separate when the plug is out.

For best pickup, clip the aerial wire to a convenient metal object, such as a floor lamp, wire magazine rack, or screen door, then tune in a station. Strong local stations will furnish enough power to work the earphone to its limit, but the weak stations will require a better antenna.


Tin strips at left firmly hold mercury cell in place. Transistors are supported by their own leads.





# Those Oddball Tubes

Is it a bird? Is it a plane? Nope! It's just a weird new electron tube made for a very specialized job.

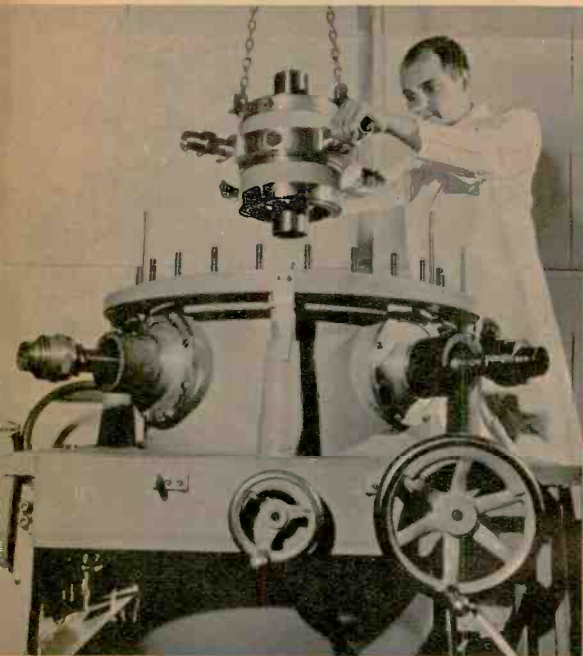


That big black pot, looking like something Grandma made soap in, is a new Bendix electron tube, a backward wave oscillator that handles 10,000 phone calls at once.

**I**N 1883 Thomas Edison discovered an electric current flowing between two elements in one of his glass bulbs. At the time, he was looking for a filament material for his electric lamp but as a good experimenter he noted this strange new phenomenon in his records, and it later became known as the Edison Effect. The Wizard of Menlo Park, it developed, had produced the first diode and unknowingly opened the age of electronics.

Electron tubes now are selling at the

rate of almost half a billion a year, bringing in nearly a billion dollars. Modern tubes are used for everything from opening garage doors from a distance to reproducing Elvis Presley's voice faithfully to triggering a satellite camera. Some strange things are happening to tubes. They are getting smaller, and larger, and longer and thinner, and shorter and squatter, and they are taking on weird shapes. One new tube is smaller than a thimble, an-



World's most powerful tube is this RCA job which weighs 150 pounds and can produce up to 5 million peak watts at 450 megacycles.



A traveling wave tube by Amperex lies in front of its complicated socket, or mount. It is an amplifier in 3800-4200 mc range.



Grid-driven power amplifier by RCA (typical output is 28 kw at 550 mc) became oddball because its heating demanded water as a cooling agent.



Smallest electron tube is the Nuvisor, which fits neatly into thimble. It has ceramic-metal construction and can take big temperature changes.

CABLE CONNECT  
YELLOW - H  
WHITE - H  
GREEN - H  
GRAY - H  
SHEATH

X7A

TOP MARK



other weighs 150 pounds and delivers 5 million watts at 450 megacycles. Many of the new tubes bear no resemblance to those we find in a radio or TV set. In short, they are oddballs, either in looks or operation. But they have a reason to be so.


All electron tubes from a diode to the most complicated multi-circuit jobs have certain things in common. They have a cathode, or source of electrons, and a plate, or receiver of electrons, and they are operated in a near-vacuum. Most tubes also have one or more grids to control the electron flow between cathode and plate. The manner in which this electron flow is controlled (the grid bias) determines the type of tube.

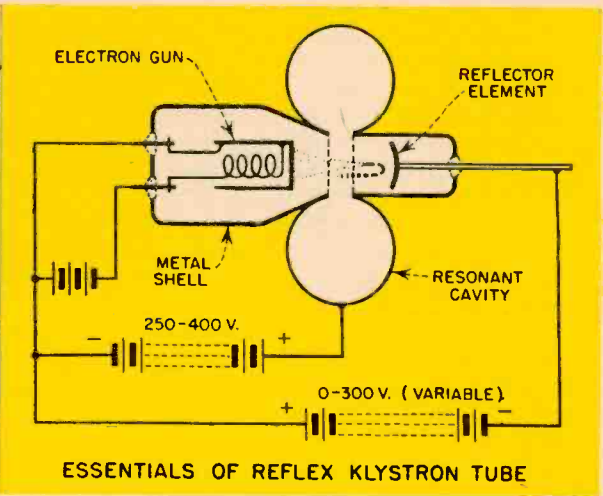

In designing a tube, an engineer runs into four basic problems: 1) inter-

electrode capacitance; 2) heat; 3) inductance of tube leads and 4) transit time. When tubes are used at mid-range radio frequencies these problems are simple. However, when equipment is miniaturized or designed for microwave frequencies the troubles begin.

The *inter-electrode capacitance* problem comes about because the elements act as capacitor plates with respect to each other. This means there is a capacitive effect between the plate and grid, the cathode and grid and the plate and cathode. At ordinary radio frequencies these capacitive reactances can be corrected by components outside the tube, such as neutralizing capacitors. At high frequencies, however, reactances cause power losses within the tube and also affect the resonant frequency of

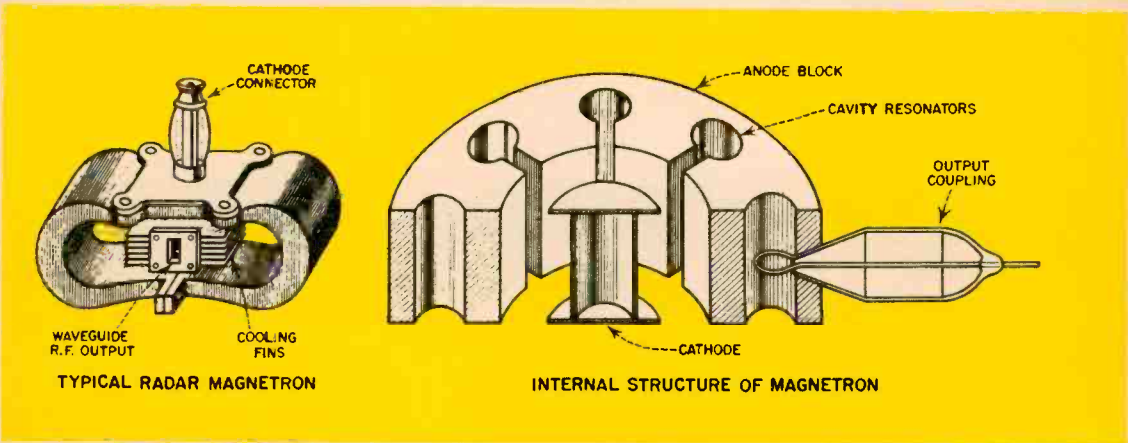
**Sperry reflex oscillators have myriad adjustments and can be used in great many applications.**





ESSENTIALS OF REFLEX KLYSTRON TUBE

These Sperry klystrons, whose operation is shown in the diagram, have odd shapes, performance.




TYPICAL RADAR MAGNETRON

INTERNAL STRUCTURE OF MAGNETRON

Magnetron's strange resonators and other components are shown in drawing by Aerovox Co.

Amplitron by Raytheon was designed mainly to perform high-frequency pulsed radar jobs.




the tuned circuit that it is in.

One way to reduce capacitance is to add a screen grid between control grid and plate (the critical area of operations). The screen grid is connected to a grounded capacitor, which siphons off radio-frequency energy but has no effect on the screen grid's DC potential. The screen grid thus becomes a shield between grid and plate and minimizes grid-plate capacitance. This type of setup would have to be classified as slightly odd, although the visible layout is not.

Reducing the [Continued on page 104]





# The Ham Shack



By Robert Hertzberg, W2DJJ

**S**AFETY FIRST . . . About this time of year a young ham's thoughts may be divided between a new girl friend and a new beam antenna. He risks a broken heart with the first and a broken neck with the second.

Clambering over a slippery roof with a bunch of tools in one hand and three or four awkward aluminum rods in the other is dangerous. Just getting onto some roofs is a problem.

In many cases it is more sensible to erect a three- or four-legged mast on the ground, its height depending on your pocketbook and nerve. The main problem is pouring a concrete footing although it's really just mud-pie-making on a larger scale. All masts are sectionalized for shipping, and assembly is easy with no more than a wrench. For convenience and safety, invest a few more bucks in a tilt-over tower, which you can crank up or down.

The results are worth the trouble. There's nothing like a good beam for boosting effective radiated power of your transmitter and putting your signals where you want them to go.

**Hello, Girls . . .** A few years ago the wife of an amateur filed for divorce and named the husband's ham shack as co-respondent. The case probably was laughed out of court but the idea must not have been lost. The result? Many wives became hams (see photo right). Nowadays, feminine voices on the air are numerous, especially during the day. With the kids off to school and the laundry in the washer, what better way

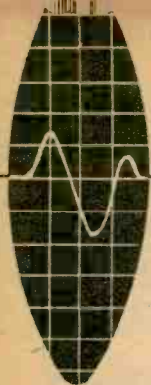
to relax? And the gals are good operators with microphone or key. You'd think they would gab a lot, but they don't.

Incidentally, male operators are "old man" to each other but don't you dare use "old lady," not even if the gal happens to be W1ZR, who is close to 84 and has held a license half her life!

**Code Corner . . .** Old-timers who got their ham tickets years ago and newcomers who are still studying for the test are both a little hazy about examination procedure, according to the FCC. Here's the [Continued on page 100]

**An outstanding YL is Mary Burke, W3CUL, of Morton, Pa., who holds an Edison Radio Amateur Award for handling messages for servicemen.**





## E I Picturescope



Strange devices demonstrated by two tots are called Solar Space Phones. Wireless toys (receiver is the one nearest to the camera) are powered by solar energy modulated by voice. Sunlight is directed by the transmitter mirror into a solar cell in receiver. Voice flexes the mirror, varying the solar cell's output.

A workhorse generator is obviously the crying need of this kooky car, which can be controlled by voice, has TV, mobile phone, an intercom and hi-fi. It was shown at a custom car exhibition by the builder, Jim Skonizaker of Dayton, Ohio.








**These two dishes in a dish are employees of IT&T, the people who constructed the 40-ft. parabolic antenna, which is designed for use with equipment monitoring signals from satellites or those bounced off the moon.**

**Into the chamber of a Van de Graaff particle accelerator goes a new solar cell that operates even under atomic radiation. It was designed by the Army. Silicon cell is mounted on copper and surrounded by phosphor.**



*May, 1961*



**COMPUTERS AND HOW THEY WORK.** By James D. Fahnestock. Ziff-Davis, New York. 228 pages. \$4.95.

If you don't mind a little spoon-feeding now and then, here's a worthwhile introduction to computers in all their many-splendored roles. While the author won't walk off with any prizes for style, he does manage to make a complex subject more than understandable. The book thoroughly covers the language and arithmetic of computers, showing how they acquire their logic and memory. Whether you consider these awesome monsters friends or foes, here's your chance to get fully acquainted.

**BUILDING UP YOUR HAM SHACK.** By Howard S. Pyle. Howard W. Sams and The Bobbs-Merrill Co., New York and Indianapolis. 128 pages. \$2.50.

Whether you're a newcomer to the world of ham radio or a grizzled veteran, this book will provide you with a wealth of useful information, all of it down-to-earth and pertinent. The author, Howard S. Pyle, has been a frequent contributor to EI, and his long list of credentials includes a stint as Assistant U. S. Radio Inspector and License Examiner. For the newcomer, he provides plenty of sound advice on choosing and installing equipment. The veteran can expect an equally useful array of tips for climbing the amateur radio ladder, including advice on how to trade up for advanced equipment with a minimum outlay of cash. The illustrations include many interesting solutions to the space problem. Altogether, this slim but informative volume should help you to know the ropes almost as well as Mr. Pyle does.

**ALL ABOUT CROSSOVER NETWORKS.** By Howard M. Tremaine. Howard W. Sams and The Bobbs-Merrill Co., New York and Indianapolis. 80 pages. \$1.

Here are just about all the answers for the audiophile who's been thinking about designing his own multi-speaker system. This book covers the design and theory of crossover networks, shows how to build and test them, and tells how to determine the right crossover points for the speakers you have in mind. Included are many charts and tables to help compute component values. The author is a professional audio engineer of long standing and his approach is detailed and comprehensive.

**FUN WITH ELECTRICITY.** By Tom Kennedy, Jr. Gernsback Library, New York. 128 pages. \$2.65.

Fun is definitely the keynote of this book of electrical experiments. It's unabashedly intended for the beginner who's more interested in seeing how it works than in assembling his own radar station from a kit. Starting with a brief outline of the theory of electricity, the author goes on to blow-by-blow instructions for building everything from a simple DC motor to a fairly complex meter. Along the way, he manages to provide a painless introduction to many of the mysteries of electricity. Both in style and content, the book is aimed at the young reader who may never have seen a soldering iron in action, and the tools of the electrician's trade are described in great detail. The experiments which the author outlines fall pretty much in the classic category, but if you know someone who's just beginning to wonder what makes the world go 'round, this book can hardly be bettered as a gift.



## El builds A Stereo Preamp



**A**LTHOUGH a late comer to the kit field, Harman-Kardon's Citation line introduced several innovations in electronic design and sales approach that made the old timers sit up and take notice. Since an H-K kit may cost more than a competitor's factory-wired unit, the question arises—what does the audiophile get for his money? We won't attempt a general answer here for all the Citation components, but let's look at one of the recent additions to the line, a stereo preamplifier control center, and see what it has to tell us.



Note that the kit (Model IV) which we obtained for review is the less expensive of the two Citation preamps (\$119.95 in kit form, \$189.95 factory wired), but it includes all the packaging features that drew such high praise from reviewers of other Citation kits. Even an absolute newcomer to the world of nuts, bolts, resistors and capacitors need have no fear of losing his way in a

chaos of components. Every small part is packaged in a pliofilm bag that is clearly labeled.

The soldering instructions included in the kit book may leave a few questions unanswered for the novice. And since 25 to 30 hours are going to be devoted to putting this kit together—much of it involving soldering—it's a good idea to brush up on your technique if you're in doubt. The dealer probably can help you.

### Assembly

The preamp is wired in separate sub-assemblies: main chassis, function switch, terminal boards, power supply and control panel. Although H-K has made it practically impossible to mistake one component for another, it is possible to mount the components incorrectly. Be particularly careful of the tube sockets, phono jacks (page 8 of the manual) and function switch (page 9).



Citation's packaging techniques leave nothing to chance. It's practically impossible to make an error in selection of the components required for each step. The packs are used consecutively.

The bulk of the electronic components are mounted and wired on terminal boards—which resolves a lot of potential problems for the builder. There's no question of proper lead length or placement. And the pretinned terminal lugs almost pull the solder onto themselves, which goes far to eliminate the chance of a bad solder connection.

All in all, with the minor exceptions noted above (which H-K has already rectified), the physical design of the kit makes it a pleasure to build. There are no inaccessible corners and no impossible three-handed assemblies. No reaming, drilling, hammering or twisting are required to make the sub-assemblies fit.

### Equalization Circuit

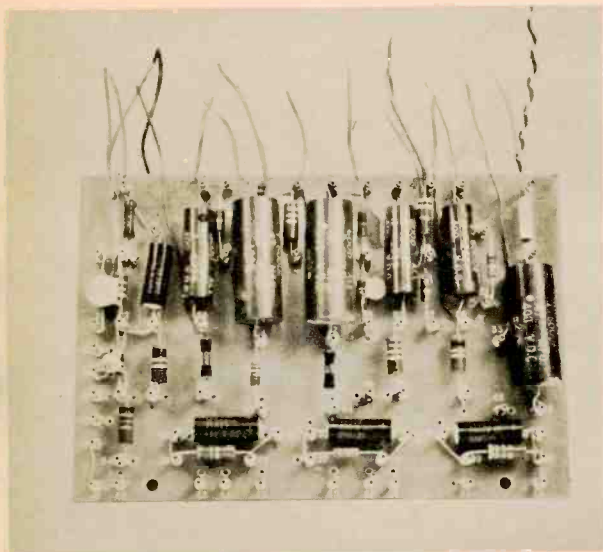
As might be expected, there are also a host of new approaches in the circuitry of the Citation units. These innovations are not for the sake of novelty but represent an attempt—and a successful one—to apply new thinking to old problems. Considering one of the channels (p. 74), we run into an instance of this new approach right at the phono input stage. Whereas most phono and tape head pre-amps achieve playback equalization by inserting a network in a negative feed-

back loop, the Citation IV takes an altogether different approach. Distortion-reducing negative feedback is there, all right, and plenty of it, but it is flat (non-frequency discriminating) over an extremely wide range. You can see the feedback tap-off point at the plate (pin 1) of V4. It travels back via R57 and C35 to the cathode (pin 8). Note that in addition to the negative loop, there's a positive feedback connection from cathode to cathode of V4's two triodes. This incorporation of a positive loop *within* a negative loop combines the distortion-reducing advantages of pure negative feedback, but without the great loss of gain.

Equalization is achieved by the maze of components clustered around the switch labeled 2 (front). There's a choice of two phono equalizations (RIAA and LP) in addition to a high gain NARTB tape head equalization. Note that this is a *passive* network in that it does not rely upon feedback for boost and cut action.

In this application, a passive network has a number of advantages. Since feedback-type equalizers achieve the required bass boost by *decreasing* the negative feedback at bass frequencies, dis-





**Channel B circuit board before installation. Stand-off terminals eliminate the problems of correct lead length and component placement.**

tortion is unfortunately inevitably boosted along with the bass. Passive equalization between the stages enables a high feedback to be used across the audio spectrum.

The next stage (half of V5) is encircled by another negative feedback loop via resistor R68. In addition to the normal distortion reduction afforded by this loop, a low output impedance is also obtained at the *tape out* jack J4. This guarantees that the output signal to a tape recorder is at low impedance and

no special precautions need be taken to avoid high-frequency roll-off in the connecting cables to the recorder.


The design of the output stage also leaves the beaten path in the search for the low distortion. Instead of the usual cathode follower, the stage has a pair of triodes (both sections of a 12AX7) in a normal cascade amplifier hookup, but with an extremely high level of negative feedback (via R46) from output plate to input tube cathode (see schematic). Dubbed an "anode follower" (it isn't, really), the gain of the two stages is way down but a low output impedance is realized and the distortion is significantly lower than that of the standard cathode follower configuration. However, you're not getting something for nothing, for here as in the pre-amp stage it costs an extra triode to realize these advantages.

### Special Features

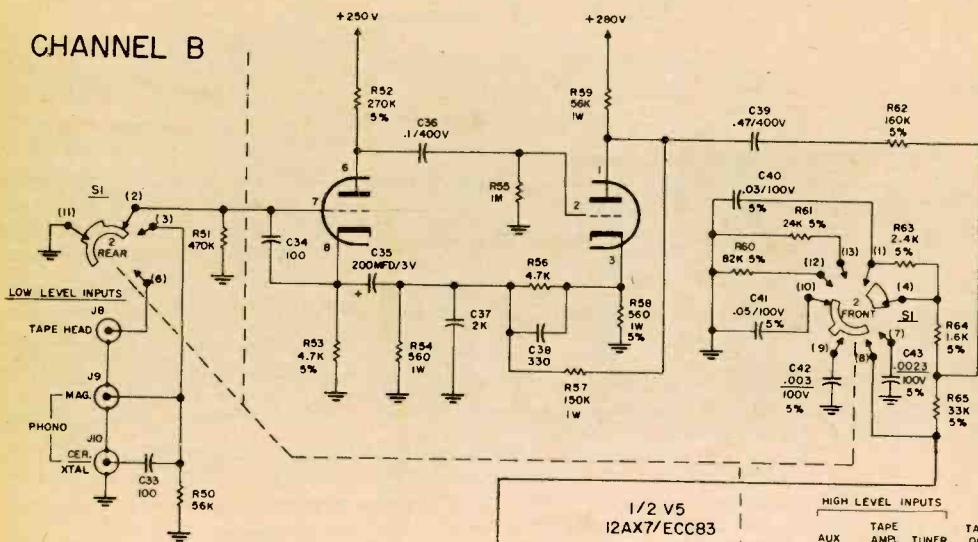
Space does not permit an extended analysis of the remainder of the circuit but a few salient features should be mentioned. The noise level of the completed unit was so low as to be inaudible at normal listening levels. Low-noise resistors at critical points, good shielding practices, avoidance of ground loops and a DC filament supply contribute to an excellent signal-to-noise ratio.

An uncommon feature of the Citation IV is its provision for switching the tone controls of both channels completely out of the circuit. (Again, these are "passive" rather than feedback types.) And

**View from front (prior to control panel installation) shows location of circuit boards. Function switch is at right directly in front of the input jacks. Output jacks and power outlets are mounted in rear panel upper left.**



CHANNEL B



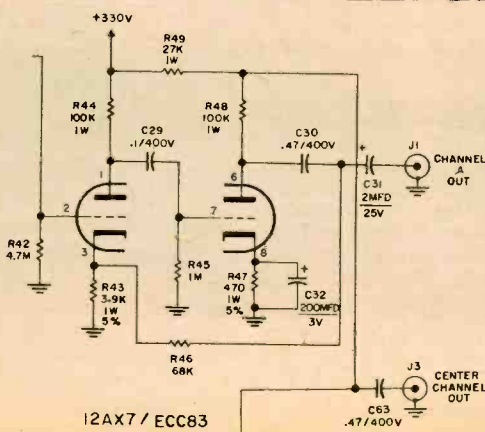
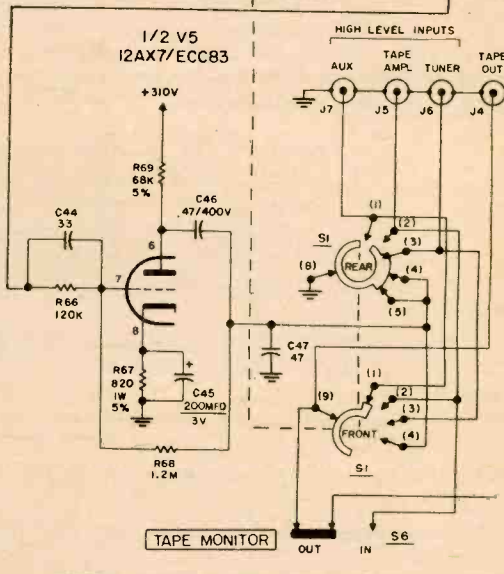
to my ears, their absence makes a definite improvement.

Our test unit's reproduction of transients was ultra-sharp and the general sound remarkably clean. The sub-to super-sonic frequency response, high level of feedback and the pains taken to avoid phase shift probably can share the credit for the excellent sound quality. There's no point in quoting our lab tests here, because we found no significant deviation from Harman-Kardon's remarkable specifications.

We won't list all the features of the Citation IV, but Harman-Kardon (Plainview, N. Y.) will be glad to supply additional information.

As we've tried to indicate throughout this report on the Model IV, nowhere has the path of least resistance been taken. When additional stages were required to kill a fractional percentage of distortion, H-K put them in. This, of course, cost money, as do a host of other features which establish Citation units in a class by themselves. For the audiophile, purchasing a Citation is somewhat the equivalent of buying a Rolls-Royce in kit form. Quality is assured, and you have the pleasure and pride of having assembled it yourself.

—Larry Klein, Technical Editor





*opportunities in electronics*

## Lie Detective

**Screening of job-seekers for truthfulness now is done by high-paid operator of a psycho-polygraph.**

**By Jim Joseph**

**M**AYBE it pays to tell the truth, but the fact that at least a few people go in for mild fibs or great whoppers is richly rewarding to one Chris Gugas, and it could be for you, too. Chris is a for-hire electronic mind-reader who makes a mint out of a psycho-polygraph.

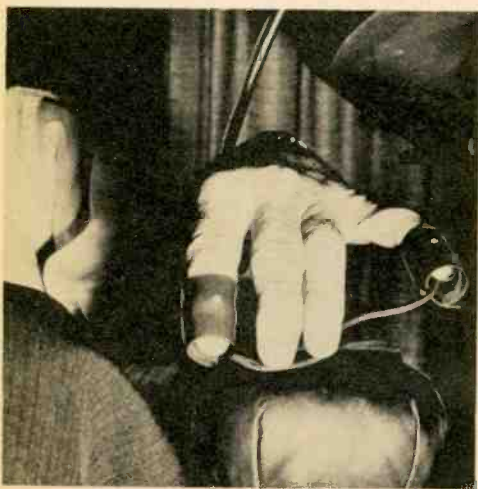
That double-jointed name might not be familiar to you but

**Lie detective Chris Gugas notes involuntary response of job applicant on psycho-polygraph when questions are asked.**





Polygraph's respiratory sensor goes around chest, monitors breathing rate of applicant.



Galvanometers go on non-adjacent fingers, tell about skin resistance and perspiration rate.

An indication of question asked goes on graph beside the recorded response of the applicant.



it's just a new handle for a well-known apparatus, the crime-tested lie detector. Besides a dressed-up monicker, the machine now has a new role as industry's hottest ally for evaluating job-seekers. It also represents an opportunity that can mean a five-figure income for you, as Chris Gugas has proven.

Polygraph at hand, the 40-year-old Gugas last year put more than 1,000 job applicants to the electronic truth-test, determining the accuracy of statements they'd made in their applications, probing their work attitudes and sizing them up mentally, physically and morally. His clients were more than 125 big-time industries who willingly paid \$20 to \$50 for each half-hour truth session.

The nation's estimated 300 in-business-for-themselves polygraph experts are hard-put to meet industry's new and growing demand. Most ask and get \$35 per employee screening. They may quiz up to 1,500 job hopefuls yearly and earn a respectable \$20,000 to \$35,000 while doing it.

Required for electronic mind-reading is a \$1,500 polygraph, anywhere from six weeks to six months of specialized training (few states have any definite educational requirements) and a knack for asking the right questions (and interpreting results on the polygraph).

You certainly don't have to be a psychologist to turn industrial fact-finder. It's enough that you savvy the polygraph's three wavering needles and the graphs they etch.

Gugas was called in recently by a big truck company and asked to double-check a prospective driver, a fellow who would be entrusted at the wheel of a \$40,000 truck hauling a cargo worth \$100,000.

The driver—we'll call him Bill—had filled out a job application, agreed to have it checked for accuracy and signed the necessary release form (stating he submitted voluntarily to questioning). Easing himself into a chair in Gugas's Los Angeles office, he sipped coffee, relaxed and confident. Gugas girded his arm with a blood-pressure cuff, snapped a respiratory recorder around his chest and attached galvanometers to two non-adjacent fingers [*Continued on page 95*]



# Electronic Brain

Have you a question on electronics? Send it in  
and the Electronic Brain will provide the answer.\*

## Ham Band Operation

I have several questions: (1) If a transmitter is designed to be operated on 80, 40, 20, 15, 11, and 10 meters, will it work on 160 meters when driven by a 160 meter VFO? (2) Is phone transmission the same as voice modulation? (3) What is a balun coil? (4) What is the best antenna where space is at a premium? (5) What is the frequency range covered by 10 meters through 160 meters?

Richard Kuenzig  
Pittsburgh, Pa.

(1) Since the transmitter cannot be tuned to 160 meters, a 160 meter VFO will have no effect upon the transmitter at all. That is, this transmitter will not work on 160 meters under any conditions unless its resonant systems are re-designed.

(2) Phone and voice modulation are synonymous in ham parlance.

(3) Most transmitting antennas are balanced or symmetrical with respect to ground; many transmission lines such as co-axial cable are unbalanced with respect to ground, the shield being at ground potential and the center conductor above ground. A balun coil isolates the BALanced antenna from the UN-balanced line (thus BALUN), providing for efficient transfer of energy without affecting the balance of the antenna.

(4) Usually this is a question about which there is much disagreement. Quarter-wave vertical antennas with either a good ground or a counterpoise are frequently used by those who do not have the space for a half-wave antenna. It is also worth investigating the performance of the so-called ground-plane antenna. (See the ARRL handbook for 1961.)

(5) The frequency range over which these wavelengths extend is from 1,800

kc to 29,700 kc. It should be mentioned here that 160 meter operation is not permitted in all the states; for exact details you should refer to the frequency allocations as given in the ARRL handbook.

## Intermittent Transistor Radio

I have a transistor superheterodyne radio that works fine as long as the temperature is above 82° F. At all temperatures below this, it cuts out after about 10 seconds. Can you diagnose this trouble for me?

Webster B. Walton  
Tacoma, Wash.

Transistors are notoriously temperature-sensitive, and are especially troublesome in circuits that have no temperature stabilizing components. Although electrolytic capacitors often exhibit erratic behavior under varying temperature conditions, it is more likely that one of the transistors changes its characteristics due to a variation of collector cutoff current with temperature.

The most likely source of the trouble is the transistor that is serving as the superhet local oscillator. If this stops oscillating, all signals will disappear but you will still be able to hear some background noise. This is helpful in determining whether this transistor is the source of your trouble and spares you the job of disconnecting it.

If one of the audio transistors is at fault, the noise level without signal should drop severely or disappear altogether. You might also investigate the condition of the diode detector. A defective detector will permit some noise to be heard but not as much as you get when the oscillator stops working.

[Continued on page 106]

\*Write to the Electronic Brain, Electronics Illustrated, 67 West 44th Street, New York 36, New York. Enclose a stamped, self addressed envelope for a prompt reply.

# Install Citizens Band On Your Boat

Inexpensive but vital communications are available to the weekend sailor in Citizens Band equipment.  
By Jack Smith



**E**VERY boat owner has wished at some time for a means of communicating with other boats and with the shore via something a little better than his lungs. The size, cost and installation requirements of Class D Citizens Band equipment now answer that desire for just about every weekend sailor.

CB can end those fruitless, fuel-wasting hunts to join another craft when only guessing at its location, the anxiety caused on shore when you're delayed by a storm and overdue, and your own concern over the possibilities of being stranded with engine failure. Hardly more worthwhile use for CB as defined by the FCC could be found.

Our choice of equipment for our 22 ft. inboard cabin cruiser was an HE-20 Citizens Band Transceiver carried by

Lafayette Radio and listing at \$99.50. The superheterodyne receiver section has four crystal-controlled receiving channels or may be continuously tuned through all 23 CB channels. Squelch control keeps the receiver quiet until a message is received and an automatic series gate noise limiter helps subdue interference. An S meter with a two-position switch is incorporated.

The transmitter delivers the maximum of five watts and has four crystal-controlled transmit channels. Crystals for any four of the 23 channels may be inserted. The set comes with matched transmit and receive crystals for channel 9. The HE-20 has a 12-volt power supply built into its 5½x8x12½-inch dimensions and also runs on 117 volts AC. Operation from the boat battery



or dockside current is simply a matter of switching cords.

Installation of CB on a boat is simple. The most convenient mounting place is near the helm, yet as far from the compass as possible. The set can go behind the flying bridge windshield on a cabin boat or on a shelf on the side of the cockpit. It may be inside the cabin if you're prepared to stop to talk or have someone take the helm while you're running. Under a deck or seat is a good place in an open boat—anyplace protected from rain and spray. Just secure the unit so it stays put and make a plastic cover or go the limit and build a cabinet.

The antenna may be an inexpensive, base-loaded whip (Lafayette model HE-19), which will provide good results for communication up to about three miles. Greater range may be obtained with a quarter-wave vertical whip of stainless steel. Both these types, however, make use of a ground plane. If the hull is metal it serves as the ground plane; if it is wood the ground plane must be introduced at the base of the antenna by means of a metal plate, screen or radial wires.

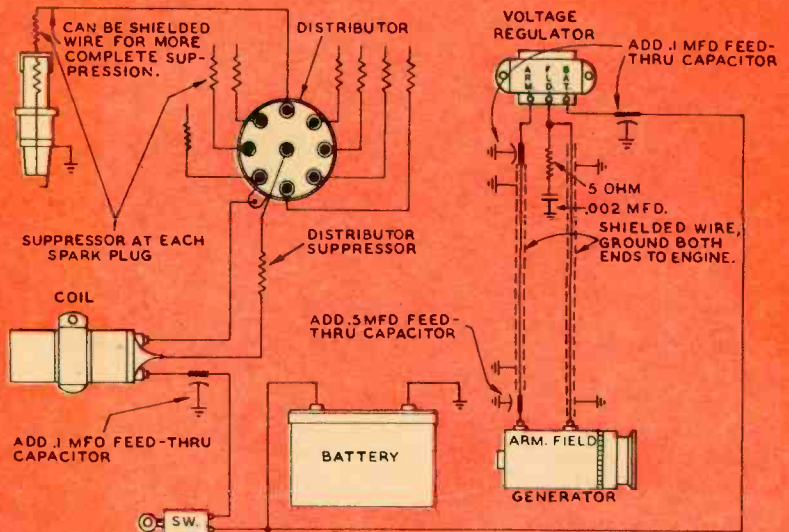
An antenna which does not require a ground plane is made for marine purposes by Mark Mobile, Inc., of Skokie, Ill. It is the Heliwhip model HW-11-6M costing \$38.25. This six-foot, top-loaded antenna operates in half-wave resonance. At the base it incorporates an impedance launcher-matcher coax cable for 50 ohms. An accessory is a Quick-On Connector which allows the whip to be removed with a flick of the wrist if you're passing under a low bridge. Naturally, the antenna should be mounted as high as possible.

You do not need a ground plate on the bottom of your boat for CB radio. Grounding one side of your battery to the engine block is enough.

**High quality CB transceiver for the boatman is the HE-20 by Lafayette Radio. Author put set behind flying bridge windshield of cruiser (see photo opposite).**




Noise suppressors are necessary on either outboard or inboard engine. The diagram indicates points of installation of the various components that are required on boat.



Spark plug suppressors are simply pressed on terminals. These suppressors should not be used with resistor-type spark plugs. Resistor plugs must be used on outboards.



A .5 mf capacitor goes into lead from the generator, which has a cutout instead of a voltage regulator. Braided armor on wire from capacitor to the ammeter is grounded.



Arrows indicate resistor in wire from coil to distributor, .1 mf capacitor in coil's battery terminal and the strap grounding the capacitor to mounting bracket of coil.




A critical requirement for operation while running is suppression of electrical noise. In an engine's electrical system you have many tiny radio transmitters wherever arcing occurs.

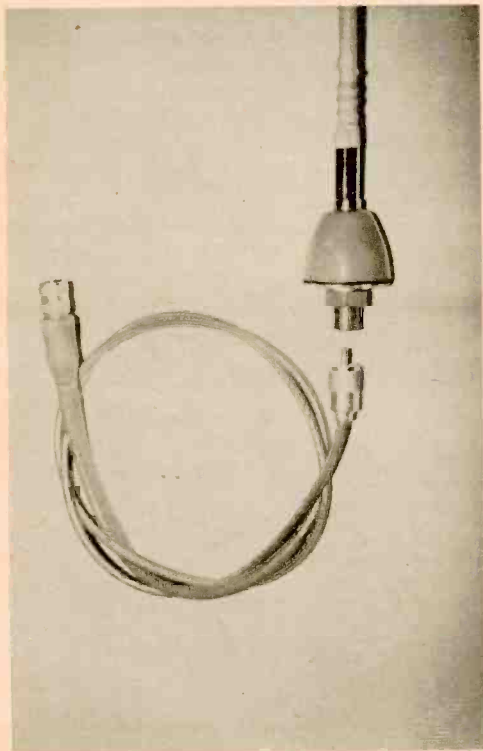
Make sure your electrical system is in good condition and all connections tight. A noise suppression kit made by the E. F. Johnson Co., Waseca, Minn., is available from Lafayette for \$13.50. Instructions with the kit are detailed and the wiring diagram makes the installation quite clear.

Your first installation should be suppressing devices in the ignition wiring. These consist mainly of: 1) resistors for distributor and spark plug suppression; 2) coaxial capacitors which filter out or bypass directly to ground the electrical noise caused by the generator and regulator and 3) shielded wires which prevent the escape of remaining noise from the generator and regulator. The spark

plug suppressors are simply slipped on; the high-voltage wire from the coil to the distributor is cut and the ends are threaded into the resistor; the capacitors are installed on the proper coil, generator and regulator terminals, and the wiring is hooked up with a minimum of soldering.

Outboard engines generally have the voltage regulator mounted outside the shroud. The kit should be installed without using shielded wires from generator to regulator. Later, if noise persists, the shielded wires may be added. Though Autolite resistor spark plugs may be used in either inboard or outboard engines, they are recommended for outboards instead of spark plug suppressors.

Only the usual CB license is required for operation on the water. That's all there is to giving your boat a vital communication link. 



Impedance launching cable, an accessory of Heliwhip antenna, eliminates the need for a ground plane when installed on a boat.



Spring-loaded Quick-On Connector accessory allows the whip to be disconnected from the base when boat approaches a low obstruction.

# EI's Hi-Fi Doctor . . .

## Second Thoughts on Stereo—Part Two

**L**AST month I started to re-explore the road to good stereo listening, making the point that stereo is far from an exact science and that it demands experimentation by the audiophile. I'd like to pursue the point a little further.


Even if audio engineers were to agree tomorrow on uniform standards for stereo recording, we would still be a long way from uniform rules for stereo listening. Keep in mind that what we're pursuing via stereo is an *illusion*, the "feel" of live sound. And it's an elusive goal. Only a few months ago, engineers at Bell Laboratories discovered that our ability to see and hear in three dimensions is due not only to our having two eyes and ears but also to our moving our heads almost imperceptibly as we watch and listen. Small movements of our heads helps us to see and hear "around" things and perceive them in depth. Whether and how recording engineers are going to make a try at applying this fact to stereo recording remains to be seen. The point is that stereophiles can count on being on their own for quite a while to come, with no sure-fire techniques for turning every living room into a concert hall, and with new factors constantly coming up.

What do we do in the meantime? And where do we put our speakers for good stereo? Well, one compromise technique that seems to work pretty well is to place your stereo speakers to reflect sound off the walls of your living room rather than having them beam directly at you. What you gain with indirect sound is less variation of the stereo effect from record to record, in other words, less dependence on the particular mike placement employed by a recording engineer. What you lose is a bit of directionality and impact in your stereo, sacrificed in the interest of a good stereo blend with maximum depth and spaciousness.

The technique of indirect sound radi-

ation is undoubtedly gaining popularity, and several speaker manufacturers are marketing systems with speakers beaming sideways—rather than straight at the listener—from both ends of a single enclosure. Not all of them seem to work equally well. Some of them don't make use of any reflections in the listening room itself for good dispersion—particularly of highs—and wind up sounding muddy. One manufacturer (James B. Lansing) points his speakers inwards at a curved reflecting surface on his enclosures, but this technique really seems to work at its best only on the biggest and most expensive enclosures using it. Fortunately, it's easy enough to come up with your own scheme for indirect stereo, using separate speaker systems of practically any size or shape. The important thing is to find a good reflecting surface in your living room; you can't bounce much sound off an overstuffed armchair. One usually effective technique is to aim your mid-range speakers and tweeters upwards into a room corner. Whatever location you find for reflecting the sound from your speakers, you'll probably want to advance your tweeter's level control beyond its normal setting to compensate for losses in the reflected highs.

Although indirect stereo is definitely a compromise, it looks to me like the best one for now. It pays its biggest dividends in giving you a much wider choice for a favorite listening spot.





# and Clinic

## Printed Circuit Boards

*While shopping around for a hi-fi set, I chose one that looked good but my friend says it has a printed-circuit board and they are no good. Is he right?*

B. Stockler  
Plainfield, N. J.

The printed-circuit board has been accused of being brittle, breaking easily, being hard to solder to (in kits), impossible to troubleshoot, etc. But let's not forget hand wired circuits can also have problems such as poorly soldered components, instability caused by long leads, etc.

Some of the earlier high-power printed circuit amplifiers *did* run into trouble because their boards would not stand up under heat. Redesign of the chassis and improved board material has licked that problem. In short, choose your amplifier on the basis of other factors than the use or non-use of the printed board. Be assured that if you purchase any amplifier from a reputable hi-fi manufacturer, he will stand behind his product.

## Inductive Hum Interference

*I have built a record player with the amplifier and phono unit in the same case, and the amplifier seems to be picking up AC hum interference from the phono motor. How can I go about eliminating this hum?*

Edwin C. Horacek  
Yankton, S. D.

It is possible that your amplifier is actually picking up hum from the nearby phono motor, but it is far more likely that your trouble stems from radiation of hum from the amplifier to the pickup cartridge.

To check this, shut the phono motor off but leave the amplifier turned on with its volume control set at the usual position, and swing the pickup arm just above the turntable platter. If the hum varies in intensity as the arm moves, it

**Hi-fi questions are all answered by mail.\* If of general interest they will appear in this column.**

is coming from the power transformer in the amplifier. If the hum remains constant, the pickup is either poorly shielded or is improperly connected. If there is no appreciable hum when the phono motor is shut off, then *this* is the component which is feeding inductive hum to the pickup.

If the pickup cartridge is receiving hum from the amplifier or phono motor, you have no choice but to replace it with either a high-quality ceramic unit or with a magnetic type having unusually low susceptibility to hum fields.

If you are already using a ceramic cartridge, then the hum is most likely due to inadequate shielding of the leads from the pickup cartridge to the amplifier, or lack of adequate grounding of the turntable assembly.

If the phono drive motor is located *very* near the amplifier's output transformer, the slight hum that results may be eliminated by rotating the output transformer on the chassis, fastening it at the angle which gives the least hum.

## Connecting Cable

*What is the best wire or cable to use to connect a hi-fi speaker to the output terminals of my amplifier?*

Max Goldring  
Trenton, N. J.


The factors to be considered when choosing speaker lead wire are the following: the resistance of the wire, the capacity between its two conductors, and the ease of installation. Standard AC "zip cord" can be used for runs of 50 feet or more without detectable loss of volume or affect on the amplifier's damping factor. For shorter runs, where it is convenient to place the wire under the carpet, use TV 300 ohm flat line. ♡

**\*Write to the Hi-Fi Clinic, Electronics Illustrated, 67 West 44th Street, New York 36, N. Y. Enclose a stamped self-addressed envelope for a prompt reply.**

# How to Repair Radios

Part IV—The concluding article in this series.

By George Gordon



**I**N this fourth and final article in the series we will discuss low volume, noise, distortion, and intermittent reception.

## Low Volume

The procedures that were used in the no reception section will also serve here. Recall that you checked out half the circuit by touching the top of the volume control with a screwdriver. If a healthy buzz appeared at the loudspeaker, the audio section was okay. You can use the same method now. If the buzz is weak, the trouble is either in the audio section (V-3 and V-4), or the power supply.

To eliminate the power supply as a possible trouble source, measure the B-plus at both ends of R-7. It should be about 100 volts,  $\pm 20\%$ ; if the voltage is low, change the 35W4. If this does not do the trick, disconnect each of C-7's leads one at a time, and temporarily connect a capacitor of similar value in place of each section. If either section were leaky, it would have lowered the voltage at R-7.

If power supply voltages are okay,

check voltages and resistances at V-3. Note that if C-6 were partially shorted, the B-plus voltage on the plate of V-4 will be okay, but the audio signal will not get to output transformer T-3. If all is normal, replace each tube in turn and check the set for operation. A jammed speaker voice coil may cause a weak sound. Metal filings or other dirt can lodge between the voice coil and speaker pole piece and prevent the cone from moving. The result will be a weak tinny sound. Gently press the cone with the fingers to see if it moves back and forth freely.

After the audio section proceed to check voltages at V-1 and V-2. Then replace each tube in turn. In addition to faulty tubes, the AVC circuit could be causing trouble. If C-3 opens, the signal will be weak and if C-3 is leaky, the bias on the first two stages will drop causing the sound to be distorted on strong stations.


*Note:* The position of the loop antenna affects the volume of the radio. Try the set in a different place and position. A steel building may also affect the volume. A decrease in line voltage (108

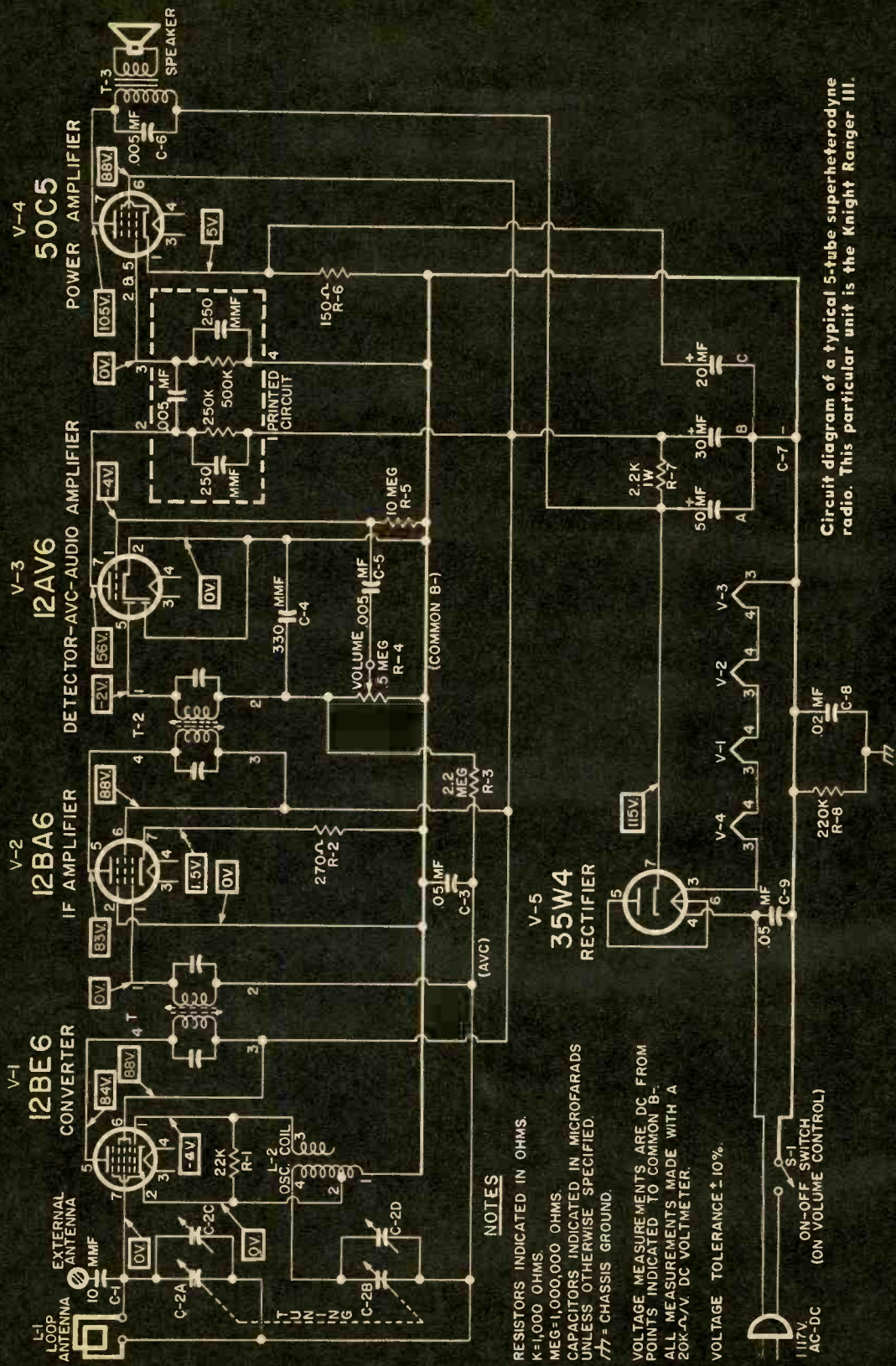




The speaker is a possible cause of distortion. Gently depress the cone and if rubbing is noticed, it's better to install a replacement speaker than attempt a repair.

If an open electrolytic is suspected, try shunting each section with a good capacitor. Replace the entire unit even though only one section is found to be defective.






Circuit diagram of a typical 5-tube superheterodyne radio. This particular unit is the Knight Ranger III.

**NOTES**

- RESISTORS INDICATED IN OHMS.
- K=1,000 OHMS.
- MEG=1,000,000 OHMS.
- CAPACITORS INDICATED IN MICROFARADS UNLESS OTHERWISE SPECIFIED.
- /// = CHASSIS GROUND.
- VOLTAGE MEASUREMENTS ARE DC FROM POINTS INDICATED TO COMMON B+.
- ALL MEASUREMENTS MADE WITH A 20K- $\Omega$ /V DC VOLTMETER.
- VOLTAGE TOLERANCE  $\pm$  10%.





Noisy or intermittent reception may be due to poor socket connection. Try crimping contacts.

volts or less) can cause weak reception, or even total loss of sound.

### Hum

One of the most common causes of loud hum is a defective power supply filter capacitor. A bad electrolytic will also often cause "motorboating," a putt-putt sound similar to that of an outboard motor.

To determine which section of C-7 is at fault, temporarily connect a good electrolytic (about 30 mf or more) across each section. Be sure to observe polarity and voltage rating. If the hum is reduced or stops, replace C-7.

Tubes can also cause hum, particularly in the audio stages due to filament to cathode leakage. Try replacing V-3, V-4, and V-5 first. Because hum can originate in any stage, let's isolate each by working backward from V-4. This time we will ground the signal that appears at the *grid* of each tube. Thus the signal coming to the grid will be eliminated, and only hum originating in that particular stage will still be heard at the speaker. Once again, ground the top of the volume control. If the hum disappears, you know that it is coming from the RF or IF sections. If the hum remains, then ground the grids of V-4 and V-3 in turn until you've isolated the stage.

Do the same with all stages. Don't ground the tube's plates directly; use a .1 mf capacitor so you can ground the signal without shorting the B-plus. Once you've found the faulty stage, check for an open grid resistor, poor

grounds, bad tubes or a short to the AC line.

### Noise


This problem may originate *outside* or *inside* the receiver. First, let's prevent outside noise and signals from entering by grounding the input grid (pin 7) of V-1. If the noise stops, we can assume that it originated outside the receiver.

*Note:* A faulty loop antenna connection could cause noise. Check these connections carefully.

Outside noise can be caused by power lines, TV sets, atmospheric conditions, fluorescent fixtures, and many other things. Determine if the noise is picked up on one or many stations. If it affects only one station, the broadcast signal may be weak and therefore the signal-to-noise ratio poor. Nothing can be done for this. If the noise is bad on all stations, try repositioning the radio. If the noise is caused by electrical appliances connected to the common power line, a commercial noise filter (available at radio supply stores) inserted between the outlet and the receiver plug may help.

If grounding V-1's grid did not stop the noise, we know the trouble originates in the receiver. The following components may be at fault: loose tube elements, cor- [Continued on page 98]

If noise continues after the antenna input has been shorted, the trouble is within the radio.



a sport you'll never know

# Electrofishing



**E**LECTROFISHING is a term you've probably never heard before, but if you're a fisherman its implications won't be lost on you. Using this system in most any stream, you'd have to hire a truck to take home your haul. You might also have to do something about hiring a lawyer. Electrofishing is not for the sportsman.

The U. S. Fish and Wildlife Service invented electrofishing as a means of obtaining truly accurate samples of fish in streams and lakes. All other methods, such as seining, have drawbacks because fish like to hide under brush and amongst rocks at census-taking time.

The basis of electrofishing is something called galvanotropism, which describes a condition wherein a fish, caught in an electric current, involuntarily is forced to orient itself against the path of current flow with its head toward the positive pole or anode. If the current then is pulsed each pulse produces a muscular spasm in the fish and causes electro-taxis—the fish involuntarily swims toward the electrode.


The electrical field and voltage gradient become stronger closer to the electrode and the fish eventually is electro-narcotized, lying immobile in the water. It then may be picked up easily with a dip-net. After examination, it can be put back in the water and swims away as a healthy specimen.

In some cases, fish swim so close to the electrode before being electro-narcotized that they are electrocuted instead. Taken as a whole, however, electrofishing is a humane way to accomplish a necessary fish conservation task.

The electrofishing setup currently used by the Wildlife Service operates from a small metal-hull boat. A 2,500-watt Homelite generator mounted in the boat produces the necessary power of 230 volts DC. The boat hull becomes the negative electrode. The positive electrode is an aluminum grid mounted on a 6-foot pole sticking out underwater from the bow.

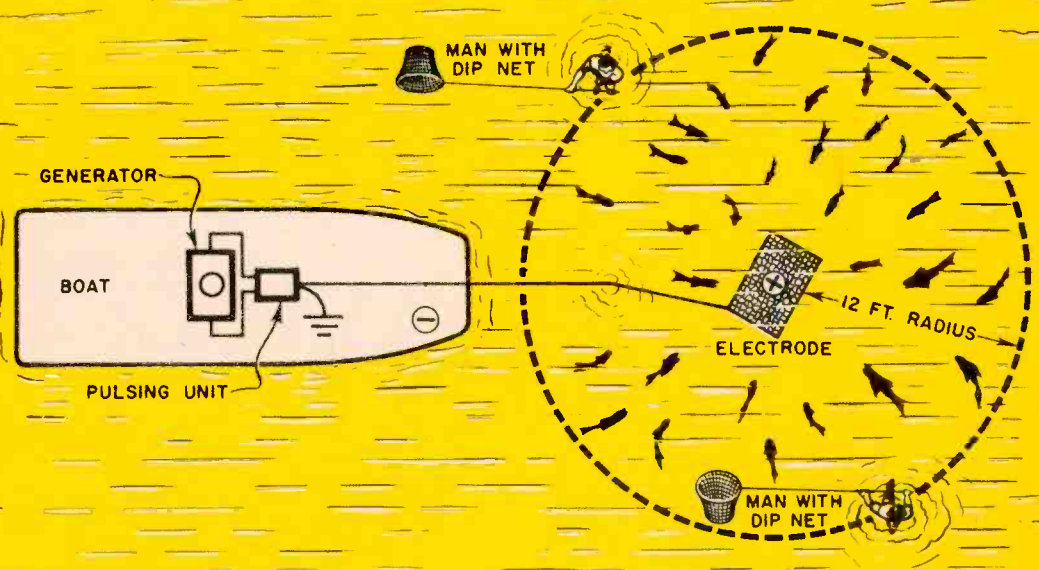
Current from the generator is first fed into a square-wave pulsing unit which





Gasoline-powered generator produces 230 volts of DC current for electrofishing. Hybrid transistor-tube pulsing unit sits on top. Unit mounts in the boat.

This is the way the men of the Wildlife Service count the fishy population in streams and lakes. Boat is negative electrode. Positive electrode is aluminum grid; 12-ft. radius marks optimum operating area. Drawing is not to scale.





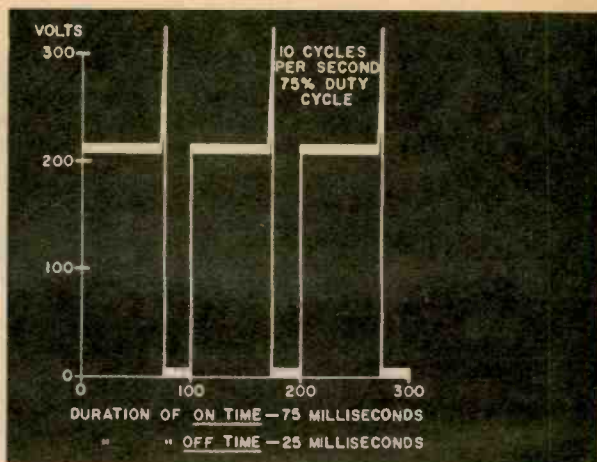
Gear for electrofishing can all be hauled in station wagon and set up on bank of a creek.



Young biologist holds 5¼ lb. bass taken from stream, with electrode and pole in left hand.



Specimen fish are examined. Rubber waders protect dip-net men from shock in the water.



Schematic of square-wave DC impulses fed to electrode; in actual fishing 50 cps is used.

has a hybrid circuit using transistors and thyratrons. Experiments have shown that about 50 cycles per second produces the best results and that the duty cycle ("on" time) should be 40 to 70 per cent of the whole. The pulsing unit feeds through an insulated wire to the positive grid under the water. The electrical field can be felt (by fish) about 20 feet out from the electrode and down to 12 feet underwater. In operation, the useful field covers a circle

around the electrode measuring about 12 feet in radius.

Three men go on electrofishing jaunts. One man operates the generator and boat, and the other two, wading near the electrode or riding in the bow, use dip-nets to pick up the fish.

Wildlife experts have been surprised to find that electrofishing works better with large fish than small ones. It seems the big ones absorb greater voltage because of their longer length.



# Engine Of Tomorrow


Full-size model of an ion engine designed to shoot man through outer space at speeds up to 100,000 mph has steel plates held apart by ping-pong-ball shaped porcelain insulators. Engine is a foot long, has a tiny thrust.



**A** FULL-SCALE model of an ion engine, the power plant that may propel man through outer space, was shown off recently by its builders, Goodrich-High Voltage Astronautics. The firm has a working demonstration unit. Although an ion engine's push is measured in millipounds, it could propel a large vehicle at high speeds in space because of lack of resistance. Prime power source would be atomic. This would drive a high-voltage electrostatic generator which would supply electrons to the engine, where they would be mixed with accelerated mercury ions and shot out a nozzle, creating a propelling force under Newton's Third Law of Motion. GHVA is carrying out ion engine research under contracts from both Army and Air Force.

Electricity to operate engine may come from this high-potential electrostatic generator.





Chicago skyline is lit up by electronically controlled scoreboard when White Sox hit a homer. Stacks on top give fireworks display for crowd.

## The Great Chicago

# FIREWORKS

**I**F YOU live in Chicago it's hard to ignore the fact that showman Bill Veeck is running the White Sox. When the team performs well the sky lights up with barrages of fireworks. Patrons get all kinds of spectacular effects on the big scoreboard, along with a variety of messages spelled out in foot-high letters. Veeck directs the spectaculars with two-way radios, complicated electronic circuits, miles of cable and control boards that do a battleship proud. It's bright in Chicago!

Sox chieftain Bill Veeck (right) and assistant keep tab on and direct the goings-on around the park, communicating with each other via radio.








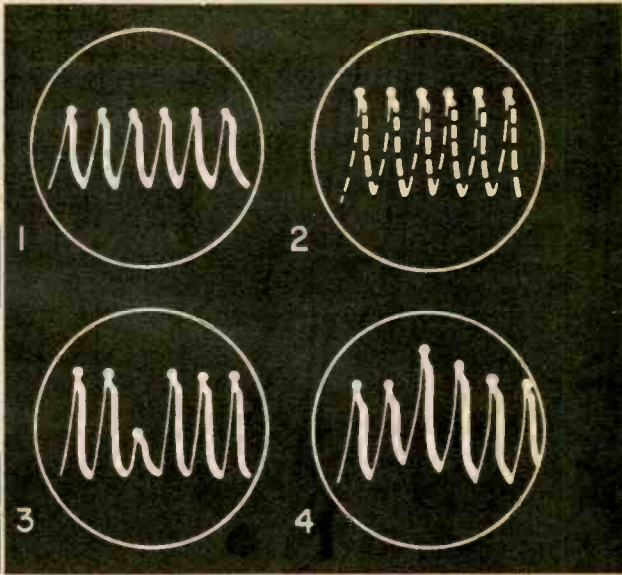
**Fireworks and other spectacular scoreboard effects are triggered by control panel at the left. Pushbuttons on huge board are punched to spell out message to crowd on the big scoreboard.**

The rocket's red glare high over scoreboard tells all Chicago about the home run just hit.





Handyman's analyst tells the condition of all spark plugs via waveform on scope, which is compared to key figures shown on the right side of instrument. List price is \$44.95.



1. Scope's waveform when plugs are normal.
2. Six pips say all plugs are lead-fouled.
3. Low pip says plug No. 3 is oil-fouled.
4. Electrode wear is interpretation here.

## New Engine Analysts

New professional oscilloscope that sells for \$449 analyzes some ten operations of engine.



**T**WO NEW oscilloscope assemblies designed to diagnose trouble in a motor car engine have been put on the market recently. One unit, the ACilloscope, is meant for the home handyman who likes to check up frequently on his car and take measures to prevent trouble before it comes. It is made by the AC Spark Plug people and sells for \$44.95. The ACilloscope is hooked to the distributor, one spark plug lead and the battery. A separate pip appears on the scope face for each spark plug. By comparing each waveform with master diagrams mounted on the instrument, the owner can tell what his plugs are or aren't doing.

A professional engine analyst put out by DuMont Laboratories is much more sophisticated and sells for \$449. It indicates mechanical or electrical condition of breaker points, ignition coil, distributor with wires and capacitor, dwell angle of engine and timing, and gives several other readings.



## The Secret Power of Sound

*Continued from page 39*

with the Jacksonville, Fla., Memorial Hospital) that Dr. Henkin undertook his sound-analysis research project. He started with the known elements of music—melody, rhythm and what he calls orchestral color (actually his experiments dealt mainly with melody and rhythm). He then chose musical compositions which contained one of these qualities to the exclusion of the others. These were played to selected listeners.

To each listener Dr. Henkin attached a galvanic skin response apparatus—a pair of electrodes fastened to the hands. Changes in the skin, such as tension, would cause changes in the electrical resistance, just as in a lie-detector test. Dr. Henkin took continuous readings on his instruments while giving his listeners various types of music, disorganized sounds and periods of silence. Changes in skin resistance would indicate actual physiological changes in the body.

Dr. Henkin found that there were such changes in the body in response to music and, further, that the response depended on the type of music. When melodic music was played an increase in skin resistance was noted, indicating relaxation. Rhythmic music produced tension and decreased resistance. The young researcher at length was able to predict with great accuracy exactly what would happen when he played a particular type of music.

There were exceptions, mostly having to do with the prior experience or lack of it on the part of the listeners. If a listener heard a combination of sounds that was totally new to him, his response did not follow the pattern but was nearly akin to that caused by silence.

To carry out his human experiments, Dr. Henkin built a reverberation room to exact specifications and employed a back-loading speaker as a sound source. A windmill-type arrangement of blades was used in the center of the room to distribute the sound in an even pattern.

Proceeding further, Dr. Henkin ran a group of experiments on white rats, which he placed in a long sealed tube. The animals then were subjected to 200-cycle sounds at extremely high levels on the order of 135 decibels, or the sound intensity of a jet airplane.

After such exposure, the amount of hormone produced by the adrenal gland was ascertained through surgical procedures.

Dr. Henkin found a marked rise in adrenal hormone output after sound stimulation, which meant simply that the animal's physiological processes had been speeded up markedly.

Dr. Henkin's experiments so far have been on a basic level. Much is yet to be done, he believes. What value can his data have? He answers this way:

Music plays an important role in technology and medical science, as well as in aesthetics. He hopes that a scientific basis for musical therapy can be useful in the rehabilitation of mental patients. Other medical uses also are possible, of course. Firms which supply piped music to restaurants and such places, using Dr. Henkin's data, could presumably select music on the basis of the response that would be caused. Even a composer could make use of knowledge about responses to music. His compositions might be arranged to cause a certain response in the body rather than a sound pleasing to the ear.

Music and sounds produced by other cultures enable us to give them an evaluation that might be even more meaningful than an examination of the cooking pots they used or the arrangement of their bones in graves.

Perhaps a little closer to everyday life is the possibility of using facts such as established by Dr. Henkin to select background music for offices or homes, making both our business lives and home lives more pleasant.

## Lie Detective

*Continued from page 76*

on his left hand. Now he was all set.

"Fire away," said Bill. "I've got nothing to hide."

Nor did he, if you judged by his application and letters of recommendation.

Yet in 20 minutes the long-haul hopeful had admitted, almost with relief, that he considered himself accident-prone. He recounted a string of accidents, blamed them on hard luck and finally said he just seemed to blunder into road trouble.

Some of his trouble, he conceded, stemmed from his home life. His wife's 3½-month confinement in a hospital had plunged him \$2,500 in debt. Shaken, he'd started drinking—while driving. He confessed that on the road he often carried two vacuum bottles, one filled with coffee, the other with bourbon.

Gugas said later: "When it was all over the guy shook my hand and said, 'heck, I don't like truck drivin' nowadays.'"

Electronics in a matter of minutes had seen through the man, dredging up facts he'd never have put in writing.

What of Gugas's \$35 fee for the half-hour interview? It was a bargain, compared to the smash-up of \$140,000 worth of truck and cargo.

Industry's growing reliance on the psycho-polygraph is booming the electronic mind-reader to big-time income, and with reason. Studies show that 95% of all job-seekers fib (mostly about reasons for leaving their previous jobs, their marital status, actual job experience). Of the fibbers, at least 25% conceal facts—physical disabilities, criminal records, work attitudes—which make them unsuitable for the job they apply for.

The polygraph and its operator also have a more delicate chore: to evaluate the whole man, digging deeply into his personality to determine how long he intends to stay on the job, how he evaluates himself and his own abilities, and his trustworthiness in terms of honesty and job stability.

A company could hire sleuths to dig into a man's past and a psychologist to probe his attitudes. Both cost time and money. The polygraph usually gets the facts faster and at far less cost.

Says one electronic mind-reader: "An hour with an applicant and I can tell whether he's at peace with his wife, with his creditors, whether he drinks excessively, and whether he's concealed medical facts which might limit his job usefulness."

Who hires an electronic screener? Literally thousands of companies, big and small.

For a major drug firm, Gugas spotchecks for past narcotic addiction. For a company that develops many new, unpatented processes (and fears competitors may be tipped by a loquacious employee), Gugas determines how close-mouthed a man is. For others with defense contracts he culls potential security risks.

In the culling, Gugas travels two weeks out of every month (his beat is nationwide). Last year he screened 400 prospective employees for one firm alone.

The polygraph's switch from criminal sleuth to corporate fact-finder has been dramatic. Fully 80% of all polygraph screenings now are done by industry. A mere 20% (conducted by police and other law-enforcement officers) involve criminal matters.

Chris Gugas has unusual qualifications for his job. He was a wartime polygraph expert as a Marine Corps intelligence officer, holds a college degree and is a li-

censed detective. But all that is not required. You can pick up the polygraph art in six to 24 intensive weeks.

Half a dozen universities teach polygraph technique. There is an all-service polygraph school at Camp Gordon, Ga., and Chicago's Keeler Polygraph Institute offers a stiff six-week course plus field training.

Licensing isn't required in most states. Where it is, as in California, you're required to hold a detective license, pass oral and written tests and qualify for bonding.

The psycho-polygraph operator is among the most skilled of electronic specialists. He has become industry's most reliable hidden fact-finder, and he is proving that it's better to tell the truth. You'll be found out if you don't.

## Tape Recorder Accessories

*Continued from page 59*

for doing this is a \$22.95 indicator made by Scott Instrument Laboratories, Inc.

Variations in tape speed generally are caused by dirt or lack of oil on moving parts. Dirt can cause slippage of idler wheels, belts, pulleys and the like. Lack of oil can cause friction, usually associated with mechanical noises as well as untrue speed.

Slippage often can be stopped by simply cleaning various parts. Alcohol will do, or you can use a commercial preparation such as Robins RC 2-56 liquid. A two-ounce jar lists for \$1.

Lubrication is a more delicate matter. You must know just where oil may be required, as well as where it can be damaging. A thin film of oil on such parts as pressure rollers can cause erratic operation.

As a matter of fact, most recorders today are permanently lubricated at the factory and conceivably never need additional oiling. Still, an occasional drop of oil on capstan or motor bearings may be required, as for example when there is evidence of reduced speed due to mechanical friction. The safest thing to do is apply just one drop of oil and exactly in the spot indicated in the equipment instruction book. Unless the instructions specify otherwise, a No. 10 motor oil is best. Suitable oils also are offered by Robins (75¢ for a jar with rod applicator) and by Audiotex (65¢ for a plastic vial which squeezes out one drop at a time).

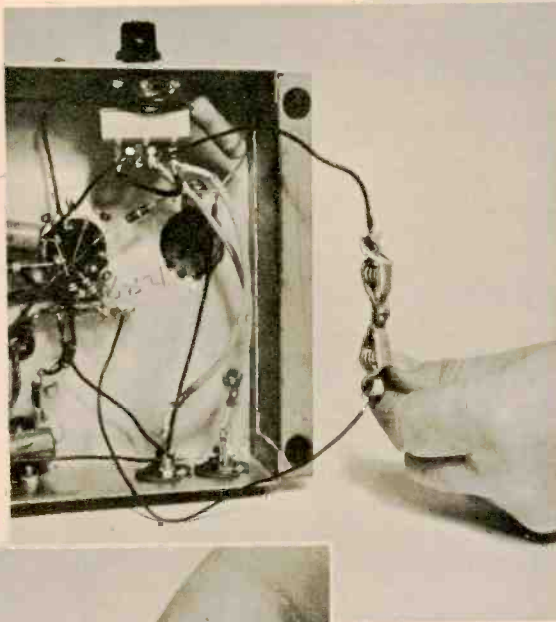

All these items are intended as simple maintenance aids for anyone who uses tape equipment. Serious maintenance problems, of course, should be taken to a qualified technician.



# CLIP TIPS

## Miniature Vise

An alligator clip mounted on your work bench is a handy gadget for holding small parts. Remove the screw from the wire end of the clip and enlarge the hole to accommodate a small wood screw. Bend back this end of the clip and fasten it securely to the workbench.




## Double Clip Facilitates Connections

Join two alligator clips with a single screw and you have a very convenient quick connector for two loose ends of wire. A handful of these hybrids is useful in experimental and service work.



## Alligator-Clip Stripper

To remove wire insulation in hard to get at places where a knife or regular stripper can't fit, try using an alligator clip. File down the front jaws of the clip to form sharp upper and lower edges. Use a triangular file to make a small hole to accommodate the diameter of the wires that are to be stripped.



Pamphlets, booklets, flyers, applications notes and bulletins available free or at low cost.

**T**HE Care and Control of Thyratrons by Bud Tomer is the latest Tech Tips from CBS. The 4-page pamphlet describes how thyratrons are controlled, what their ratings mean and a few typical applications. Free from CBS Electronics, Danvers, Mass.

Hoffman's latest **SPAN** features articles on quality assurance and reliability and photovoltaic readout circuitry. Free from Hoffman, 1001 N. Arden Drive, El Monte, Calif.

Want to learn all about the Accutron, Bulova's electronic watch? A 40-page **Accutron Manual** explaining the workings of the new timepiece is offered free by the company. Write to Haskill C. Titchell, Bulova Watch Co., Inc., Bulova Park, Flushing, N. Y.

The fifth edition of Stan Cor's **Tips for the Serviceman** is available free from Chicago Standard Transformer Corp., 3501 W. Addison Street, Chicago, Ill.

Radio Products Sales Company has introduced a new **Products Catalog** containing merchandise listings of 185 manufacturers. It is indexed by product and manufacturer and contains a special section on hi-fi equipment. Free. Address is 1501 S. Hill Street, Los Angeles, Calif.

A **High Fidelity Equipment Catalog** has been issued by Sound Foyer, 1421 S. Hill Street, Los Angeles, Calif. It is free.

**Bulletin R-19**, showing French provincial cabinetry for hi-fi equipment is offered free by Rockford Special Furniture Co., 1803 W. Belle Plaine, Chicago, Ill.

Jerrold Electronics Corp. is offering a catalog on TV-FM and master antennas. Catalog **DSD-179** may be had by writing to Jerrold at 15th and Lehigh Avenues, Philadelphia, Pa.

**Power Supply Catalog No. 401** is now available from Invar Electronics Corp., 323 W. Washington Boulevard, Pasadena, Calif. The catalog shows all electrical and mechanical specifications of Invar's standard industrial transistorized power supplies.

## How to Repair Radios

Continued from page 87

roded IF transformer windings, a dirty volume control, loose tube socket connections, tubes not properly seated in sockets, noisy resistors, dirt between plates of tuning capacitors or the rotor not making good ground contact.

Again, ground the grid of each stage. When you've isolated the trouble, tap the tube to see if it's noisy, tap the stage components, look for bad solder connections and any other obvious troubles. A volume control will cause noise if the arm rests at a dirty spot. One good method of removing this dirt is to lay the receiver on its side and apply a few drops of spray cleaner ("Quietrol," "No-Noise," etc.). If this doesn't do it, change the control.

### Distortion

Possible causes of poor tone, and garbled, shrill voices and music include incorrect grid bias, gassy tubes, a shorted or leaky coupling or AVC filter capacitor (C-3), and a rubbing speaker voice coil. Unfortunately, we cannot use the isolation technique to find the source of the distortion since it is present only when the signal is passing through each stage. If we touch a grid, the buzz will be heard in addition to the distortion; if we ground the grid, the distortion will disappear with the signal. So, we must go to the possible sources of distortion directly.

The first and easiest thing to check is the speaker voice coil. If when you gently press the speaker cone with your fingers you feel the coil rubbing against the metal slug, this is the trouble. A new loudspeaker is advisable unless you wish to recenter the voice coil which can be a tedious job. Since replacement 5" speakers can be had for about \$1.50, the best bet is probably to replace the speaker.

The next possibility is a gassy output tube (V-4). Gassy conditions in the other tubes are possible, but less likely. Try changing V-4.

Since incorrect grid bias can cause distortion, check the grid and cathode voltages working backward from V-4. A shorted or leaky coupling capacitor from the plate of V-3 to the grid of V-4 will place B-plus on the grid of V-4 and change the bias drastically.

In the Knight circuit shown, the coupling capacitor is part of a printed-circuit plate and a bad capacitor may make it necessary to replace the entire unit. If AVC



capacitor C-3 is leaky or shorted it may change the grid basis of V-1 and V-2.

### Squeals and Howls

These may be caused by oscillations set up by an open decoupling capacitor in the RF and IF circuits (not shown in this schematic), a poorly grounded tube shield, and stray radiation from an external cause such as a diathermy machine or TV set.

Squeals and howls will probably occur across most of the broadcast band if any of the above conditions exist. The solution to the problem is to check tube shields and leads in the RF and IF circuits and to parallel any suspected decoupling capacitor with a good one. A microphonic tube can also cause howl. Tap all the tubes gently to locate the culprit.

### Intermittent Reception

Almost anything in the circuit can be at fault or it may be a foreign particle (like a drop of solder or metal filing) shorting out a vital section.

The following likely trouble spots:

**TUBES**—elements intermittently shorting due to vibration or heat.

**RESISTORS**—those that dissipate much heat may change in value or open.

**CAPACITORS**—bypass or coupling capacitors with B-plus voltage on them may break down intermittently or open.

**VOLUME CONTROL**—a dirty control can periodically cut off the signal.

**TUNING CAPACITOR**—a bent plate or a particle between the plates can cause trouble whether or not you're tuning.

**LINE VOLTAGE**—if line voltage should drop below 108, volume may disappear.

**CONNECTIONS**—loose connections, poor soldering, poorly seated tubes.

In other words, any of the things that can cause a set to go dead or operate poorly (as described in preceding sections), can also cause an intermittent condition.

The best thing to do is to let the set play until the trouble occurs. If you'd like to expedite proceedings, shake the set or tap it a few times. When the trouble develops, it's best to work fast, for at any moment the set may start working again. Tap the tubes and capacitors with a fiber rod or pencil eraser, move loose leads about, and look for loose solder or metal particles. If the set remains dead, consider yourself lucky, for then you can start to trouble-shoot using the techniques outlined.

When you've finally found what you think was the trouble, give the set several hours of playing time to make certain the intermittent condition has cleared up.

# Marketplace

Continued from page 24

This allows the wearer to select the voice to which he wants to listen and other nearby voices and noises are relegated to the background. Otarian Listener Corp., Ossining, N. Y.

—o—


**Power resistor box . . .** Twenty different values of resistance from 2.5 to 15,000 ohms, all at 20-watt rating, make the Sencore Big 20 substitution box a valuable addition to the workbench of any service technician, experimenter or



ham. After the correct value for a particular circuit position has been determined by temporary use of the box, a fixed resistor of that size can be installed with the assurance that it will do the job. Sencore Instruments Company, Addison, Ill. Price \$13.00.

—o—

A new name in the electronics equipment manufacturing field is the Accurate Instrument Co. of 9 West Prospect Ave., Mount Vernon, N. Y. The firm plans to market a line of test instruments, the first of which is a streamlined tube tester which lists for \$21.95. Accurate's claims for the checker say it will make all necessary tests, has a rotary selector switch and offers highly damped meter movement.



# The Ham Shack

Continued from page 67

straight stuff on some important points:

1) For all classes of license, you must pass the code test *before* you proceed to the written part. Flunk the code and out you go. You may return in 30 days, and can keep coming back every 30 days until you finally get through. Many applicants have the impression that the two halves of the test are averaged; 'taint so!

2) For the general class ticket, you listen to five minutes of code at 13 words a minute. You pass if you produce correct copy for any one minute of this time. You do not have to copy the entire text. Think of what this means. Five minutes of code is a lot of dits and dahs. You can well afford to sit back for the first minute, get accustomed to the sound, overcome your initial nervousness, catch the rhythm of the sending, and then put your pencil to work. This is much better than stumbling over the first few words and getting all worked up because you think you muffed them.

The novice and technician speed rate is 5 wpm. The test consists of 25 words of five letters each and to pass you must copy any 25 consecutive letters. This is easy. I mean it. KN1MJA was only 8 years old . . . and a girl, at that . . . when she recently acquired her license!



**Tape It!** . . . Tests for the novice and technician licenses are given by volunteers who are hams, not by FCC engineers. This puts the examiner on his honor to give fair code tests, neither too slow nor too fast. Since hand sending is bound to vary and difficult to time, it is smarter to use off-the-

air tape recordings of code-practice transmissions by W1AW, the American Radio Relay League station in Hartford, Conn.



**Bootlegging, 1961** . . . Recently I received a QSL card from a Citizens Band operator in Louisville, Ky., confirming a contact he said he had with me on one of the CB frequencies. Sorry, 18B1258, either you got the call down wrong or someone was bootlegging at my expense. At any event, I would not have answered a CB station 600 miles away. This is exactly the kind of prohibited operation that is giving CB a bad name.

Bootlegging seems to be rife in the CB field, despite the fact that getting a license is duck soup. In hamming, bootlegging has long existed, but only on a small scale. A lad can't be too bright and fail the license test, and he quickly betrays himself when he borrows another man's call to get on the air.



**Status Symbol?** . . . Some people will play an expensive game of politics to obtain automobile license plates bearing their initials, first name or nickname. And a few think the FCC can be pressured into issuing corresponding call-letter combinations, but they have another think coming. In fact, any outside efforts in this direction usually only delay a ticket.

The FCC is a busy (and understaffed) agency. Among other things, its 1960 records show authorizations for more than 730,000 radio stations in different categories, of which 218,000 were amateur. Call-letter combinations are selected and issued in order, and that's that.

Incidentally, the 218,000 hams represent an increase of more than 11,000 over the previous year. There are a lot of us . . . and there are times when I think we're all on the air at the same time!



**Morale Builder** . . . A problem in Veterans Administration hospitals is to keep patients occupied with something more than basket-weaving. The VA has come up with what it thinks is a wonderful answer: a network of ham stations linking several dozen institutions in various parts of the country. Since ham radio is one of the most time-consuming of all hobbies, the men who get into it will surely develop a new outlook. Instead of worrying about themselves and their families, they'll worry about band conditions and QRM from the X-ray rooms.



**For serious-minded men desiring higher income and status-**

# A COLLEGE-LEVEL EXTENSION PROGRAM IN ELECTRONICS

There is a drastic need in the electronics industry for well-educated engineers and technical personnel. Although the great majority of students find ample opportunity for advancement with their present companies, CREI maintains a Placement Bureau to assist graduates and advanced students in finding more desirable positions. For many years, the demand for CREI graduates and advanced students has far exceeded the supply.

A few of the private companies and government agencies whose officials approve CREI for their own personnel:

U. S. Navy (5,240 enrolled in extension program)

Army, Air Force, Marine Corps, Coast Guard

Columbia Broadcasting System  
National Broadcasting Company  
Federal Electric Corporation

Florida Power & Light

Pan American Airways

United Airlines

The Martin Company

All America Cable & Radio

Voice of America

... and many others

**QUALIFICATIONS FOR CREI.** You qualify if you have a high school diploma or equivalent, and if you have had basic electronic training and practical experience in electronics. Available to Veterans.

CREI has developed a program of home study that is comparable in technological content to advanced residence courses in electronics. The program was developed hand-in-hand with leading companies and Government agencies contributing to the Nation's efforts in electronics, communications, missiles, and space exploration.

This CREI program in Electronics Engineering Technology may be completed in 2 to 4 years, depending on how much of your spare time you can devote to study. The courses are presented in easy-to-understand form. Our instructors will give you personal attention and assist you when you need help.

To qualify CREI graduates for advancement to key technical positions, CREI offers a complete program in electronics, including—

Automation • Instrumentation • Industrial Electronics  
Aeronautical Electronics • Guided Missiles • Radar  
Servo-mechanisms • Computers • Astronautics • Telemetering • Communications • Electronics Manufacturing • Field Engineering • Nuclear Engineering

**CREI's Extension Division offers you a college-level home study program in electronics comparable in technological content to advanced residence courses.**

**Mail this coupon . . . today!**

## CAPITOL RADIO ENGINEERING INSTITUTE

ECPD Accredited Technical Institute Curricula • Founded 1927

Dept. 1705-H, 3224 16th St., N.W., Washington 10, D. C.

England: CREI London, Granville House,

132-135 Sloane Street, London S.W. 4, England

Please send me your course outline and FREE 56-Page Book

"Your Future in Electronics and Nuclear Engineering Technology"

... describing opportunities and CREI home study courses in Advanced Engineering Technology.

Check field of greatest interest

- Radar, Servo and Computer Engineering Technology  
 Electronic Engineering Technology  
 Communications Engineering Technology  
 Television Engineering Technology  
 Aeronautical Electronic Engineering Technology  
 Automation and Industrial Electronics Engineering Technology  
 Nuclear Engineering Technology

Name \_\_\_\_\_ Age \_\_\_\_\_

Street \_\_\_\_\_

City \_\_\_\_\_ Zone \_\_\_\_\_ State \_\_\_\_\_

Check:  Home Study  Residence School  Korean Veteran



To obtain fast, immediate service and to avoid delay, it is necessary that the following information be filled in:

Employed by \_\_\_\_\_

Type of Present Work \_\_\_\_\_

Education: \_\_\_\_\_

Years of High School \_\_\_\_\_

Other \_\_\_\_\_

Electronics Experience \_\_\_\_\_



### 50-WATT STEREO AMPLIFIER

Get the most from your stereo tapes, records, tuners, etc., with this top-of-the-line stereo amplifier and control center! Power-packed 50 watts (25 watts per channel); complete tone, balance and stereo/mono function controls; five stereo inputs plus separate monophonic magnetic phono; mixed-channel center speaker output for stereo "fill-in" or wiring sound to patio or other rooms. Superbly styled with luggage-tan vinyl clad steel cover. 31 lbs.

**Kit Model AA-100.....\$84.95**

**Assembled Model AAW-100.....\$144.95**



### STEREO-PHONO CONSOLE, ASSEMBLED OR KIT

Here's big stereo sound in a little package at low, low cost. Six speakers fill your room with rich stereo... two 12" woofers, two 8" speakers and two 5" tweeters. "Anti-skate" 4-speed automatic stereo/mono changer has diamond and sapphire styli. Complete controls, concentric volume and separate, dual bass and treble tone. Factory assembled and finished cabinet has genuine walnut frame, walnut veneer front and "wood-grained" sliding top; measures 31 3/4" L x 17 3/8" D x 26 3/4" H. 70 lbs.

**Model GD-31**

(kit—includes completed cabinet).....**\$129.95**

**Model GDW-31 (assembled, ready to play) 149.95**

**NOW ONLY  
HEATH  
BRINGS YOU  
ALL 3!**

**1. HEATHKIT**  
for  
do-it-yourself  
hobbyists.

**2. HEATHKIT**  
factory-built,  
ready to use.

**3. HEATHKIT**  
learn-by-doing  
Science Series  
for youngsters.



**look forward to the**

### "WALKIE-TALKIE" CITIZEN'S BAND TRANSCEIVER

Ideal companion for the outdoorsman... for hunting trips, boating, sport car rallies, sporting events of all kinds! Talk to friends up to a mile away. No license required... anyone can use it... also complies with FCC regulations for licensed use in communicating with Class C Citizen's Band Stations. Features 4-transistor circuit, superregenerative receiver, crystal controlled transmitter. Powered by single long-life battery. Simulated black leather case with carrying case included. 3 lbs. (less battery).

**Kit Model GW-30 each.....\$32.95**

**Assembled Model GWW-30 each.....50.95**







**DELUXE CITIZEN'S BAND TRANSCEIVER**

For boat, car, home or office! Features superheterodyne receiver with switch selection of crystal control of any one channel or continuous tuning of all 23 channels; automatic "series gate" noise limiter; adjustable squelch control; press-to-talk mike; 3-channel crystal-controlled transmitter; built-in power supply. AC and 6 or 12 vdc models available. 11 lbs.

- Kit Model GW-10 ..... **\$62.95**
- Assembled Model GWW-10 ..... **99.95**



**6-TRANSISTOR PORTABLE RADIO KITS**

Your all-summer entertainment companions! Both models feature vernier tuning; 6-transistor circuit; 4" x 6" speaker; prealigned transformers. 6 flashlight cells furnish power.

- Model XR-2P (plastic) . . 6 lbs. **\$29.95**
- Model XR-2L  
(sim. leather & plastic) . . . . . **34.95**



**3-BAND MARINE RADIO DIRECTION FINDER**

The DF-3 operates on marine beacon, standard broadcast and ship-to-shore bands to offer you both portable radio entertainment and reliable direction finding and weather forecasting facilities aboard your boat. Features: 9-transistor circuit; 6 flashlight battery power supply; preassembled, prealigned tuning section; new sense antenna for non-ambiguous bearings; lighted dial and tuning meter. 13 lbs.

- Kit Model DF-3 ..... **\$99.95**
- Assembled Model DFW-3 ..... **169.95**



**TRANSISTOR DEPTH SOUNDER**

For safer summer boating fun! Shows depth to 100'! Rotating neon light gives clear indications on hooded dial face. Powered by flashlight batteries. 10 lbs.

- Kit Model MI-10 ..... **\$69.95**
- Assembled Model MIW-10 . **107.95**

**happy months ahead of outdoor living with heath equipment**



**ORDERING INSTRUCTIONS:** Include charges for parcel post according to weights shown. Express orders shipped delivery charges collect. All prices F.O.B. Benton Harbor, Mich. A 20% deposit is required on all C.O.D. orders. Prices subject to change without notice. Dealer and export prices slightly higher.

Please send the following items:

ITEM	MODEL NO.	PRICE

**HEATH COMPANY**

Benton Harbor 39, Michigan

Please send me the Free Heathkit Catalog

NAME \_\_\_\_\_

ADDRESS \_\_\_\_\_

CITY \_\_\_\_\_ ZONE \_\_\_\_\_ STATE \_\_\_\_\_

Order Direct by Mail or See Your Heathkit Dealer

## Those Oddball Tubes

Continued from page 66

size of tube elements also can beat the inter-electrode capacitance problem. This is fine, except as elements shrink their power-handling capacity also is reduced until they are unable to throw off the large amount of heat they generate. This can cause the tube to destroy itself, which brings us to yet another problem, *heat*.

If you want to build a small tube that still operates at a high, heat-producing rating you must have some means of draining off those excess BTU's. Some tubes have jackets which carry circulating water, others have radiating fins outside the envelope and still others use massive plates (massive for the current they handle) and a physical design which draws and radiates heat away from the tube envelope along paths of heat-conducting metal. The RCA Nuvistor has this type of design.

The Machlett Co. uses a novel means to beat the heat in their Dynamax X-ray tubes. Here an anode potential of 100 kilovolts and a current of 700 milliamperes would produce destructive heat in seconds without a clever design feature. The anode is rotated by an induction motor whose rotor is sealed into the neck of the tube. The tube is then set into a housing which contains the stator coils. The anode is rotated at a speed of 3,300 rpm so the heat-producing electron beam does not concentrate on any one spot.

These constructions give us some strange looking tubes, all because of the need for a cooling system. Still other odd configurations are made necessary by *tube-lead inductance*. Each element of a tube must have a lead through which it connects to a circuit. At higher frequencies these elements introduce inductance, even though they are straight wires. This inductance, added to the inductance of the outside circuit, causes detuning and feedback through the cathode and plate circuits.

The inductance headache can be minimized by shortening the tube leads but the real solution is in circuit design. At extremely high frequencies the leads do not make parallel exits, as in tubes with regular bases, but are brought out from different sides of the package, as far away from each other as possible. In the case of microwaves (1,000 mc and up), the solution is to do away with wire leads entirely, substituting hollow waveguides which completely contain the electric current, not allowing it to radiate. These waveguides

look more like lengths of pipe than parts of an electronic circuit.

Most interesting of all tube-design problems is *transit time*. Simply stated, transit time is the interval required for an electron to travel from cathode to plate. In normal radio-frequency operation it is not a consideration because the trip is short with respect to the time of a full-frequency cycle. However, in the ultra-high ranges transit time becomes a real headache.

At frequencies around 400 mc, and with electrons traveling through the tube at close to the speed of light, transit time becomes greater than the time of the RF cycle, and the tube is unable to react properly to signal changes. It can't amplify faithfully or oscillate with stability.

Solving this problem is a cinch, you say: just push the elements closer together. Logical, but it won't work. The electron's travel distance would be shortened and so would transit time, but other conditions are involved. As the elements are moved closer the inter-electrode capacitance increases to the point where it becomes a source of trouble. There is also an increased danger of shorting. Where do we go from here?

Engineers working on transit time took a novel approach, turning a drawback into an advantage with a new tube which operates by bunching electrons as they go through. It is called a velocity modulation tube and was created to work in frequencies up in the thousands of megacycles. The klystron, magnetron and the traveling wave tube are typical velocity modulation tubes. The British version of the magnetron made long-range radar possible in the early days of World War II. Velocity modulated tubes today are extremely important in radar, space communications and satellite control.

All velocity modulated tubes use a beam from an electron gun similar to that in your TV picture tube. The beam goes through the tube to a collector plate. What happens to it along the way is different in each tube.

In the klystron, electrons radiating from the cathode run into a high-frequency electrical field between buncher grids. The field's strength varies and as it does the electrons are slowed or accelerated accordingly.

Next, the electron stream enters a drift space where accelerated electrons catch up with the slower ones. This creates bunches, or dense spots in the electron stream. The bunched electrons enter a catcher section and cut across catcher grids. This induces an RF voltage in the output section. Oscillation is obtained by feeding back a part



of the catcher energy to the buncher section.

There are different types of klystrons—the Pierce tube, the McNally tube and others. They differ for the most part in the means used to tune the resonant cavity. In some cases this is done by flexing the sides of the tube. In others it is done by adjustable screw plugs. Whatever the means, the klystron certainly qualifies as an oddball tube.

In the magnetron, the cathode is set in the center of a resonant cavity cut into the copper body of the tube. This body is placed within a permanent magnetic field and is divided into two segments. This gives this particular magnetron its name, the split anode magnetron.

Without an imposed signal, the fixed magnetic field is adjusted so that an electron leaving the cathode will not reach the cavity wall. Instead, it will take a circular path back to the cathode.

When the magnetron is operating, an alternating current is applied between the two halves of the anode. One section takes on a higher potential than the other. This condition shifts back and forth between the two with the AC cycle. This frequency is adjusted so its time for one cycle equals the time for an electron to make one circular trip through the resonant cavity.

As the potential on the split anode changes, some electrons in the chamber gain energy while others lose it. The electrons gaining energy return to the cathode. The others remain circling in the field. The pickup loop takes this energy and uses it to sustain oscillation in the resonant circuit connected between the two anode plates.

Because of the need for a strong, concentrated magnetic field in magnetron operation, the dimensions of the tube are small. This presents a heat problem and so air may be blown over the tube or a water cooling jacket is built around it. In the end, the magnetron is a queer-looking duck.

In the traveling wave tube, the electron beam passes from cathode to collector plate along the axis of a wound coil. A magnetic field, similar to that of the magnetron, holds the beam to this path. The velocity of the electron beam is controlled by a potential difference between the cathode and the coil.


In operation, an ultra-high-frequency radio wave is passed along the coil from input to output. This is fed in from a separate oscillator circuit. The wave builds up a magnetic field around the coil, the field changing in polarity as it advances.

As electrons pass along the coil axis to

the collector plate, they are accelerated, decelerated or unaffected, depending on the field potential as they enter its influence. This again creates a bunching of electrons, which tends to slow down the velocity of the electron stream. The stream then gives up a portion of its energy. Since, by the Law of the Conservation of Energy, this cannot be destroyed, the lost energy must go somewhere. It is transferred to the radio-frequency wave passing through the coil and amplifies this signal. The attenuator section of the tube prevents energy from being reflected back into the tube. This reflection might cause self-oscillation.

The traveling wave tube is an amplifier. Its beauty, from an engineering standpoint, lies in the fact that it amplifies a broad frequency range, covering a 2,000-mc bandwidth.

As engineers and designers delve further into the ultra-high-frequency ranges, the oddballs amongst our tubes of today may not appear so odd, after all. By that time we'll have a new crop of strange new electron tubes doing tasks we can't even envision today.



"Well, in a way you're right. It DOES look like a map of New York. However, . . . ."

## Electronic Brain

Continued from page 77

### Thyratron Dimmer

*Are there electronic devices that can be used for dimming theater lights?*

Earl Crain

Washington 17, D. C.

Electronic theater light dimming is now handled by a type of tube called a *thyatron* in many installations. The thyatron is a gas-filled triode (or tetrode in the case of smaller units) that can control the flow of large amounts of current with a relatively tiny change of voltage in their grid circuits.

The usual circuit is based upon what is known as "phase-shift control." The plate circuit of the thyatron is in series with the lights; the voltage drop across its cathode to plate circuit is very small and does not affect the brightness of the lights. This is true provided that the small AC voltage applied to the control grid is in perfect phase with the AC voltage in the plate circuit. By means of a comparatively simple phase-shift network consisting of capacitors and coils, the relative phase of the grid voltage may be changed with respect to the plate. As the two go further and further out of phase, the thyatron conducts for shorter periods of time. This results in an average light current that steadily decreases. When the phase is 90 degrees, the thyatron stops conducting and the lights are extinguished.

### Unknown Inductance

*I have a number of good filter chokes of unknown values in my scrap box. How can I determine their inductance?*

A. Gordon

Los Angeles, Calif.

A very close approximation to the correct inductance of a filter choke may be made by taking the series of measurements indicated below, and substituting the values obtained in the equations given.

Step 1: Measure the DC resistance of the choke with an accurate ohmmeter. This is  $R$  in the equations that follow.

Step 2: Apply a small alternating voltage such as 6.3 volts or 12.6 volts

from a step-down transformer across the choke with an AC milliammeter in series. Measure the voltage you are using; this is  $E$ . Measure the AC current flowing; this is  $I$ .

Equations

(1) Find the impedance ( $Z$ ) of the choke from:

$$Z = \frac{E}{I}$$

(2) Find the inductive reactance ( $X_L$ ) of the choke from:

$$X_L = \sqrt{Z^2 - R^2}$$

(3) Find the inductance of the choke in henrys from:

$$L = \frac{X_L}{377}$$

### Capacity Computation

*I have a variable capacitor with 9 rotor blades, each 2.5 sq. in. in area, and 10 stator sections, each 3.1 sq. in. in area. It measures  $\frac{7}{8}$  in. from front to back. How can I compute the capacitance?*

George W. Becker  
Festus, Missouri

We can obtain a very close approximation of the maximum capacitance (fully-meshed) of this capacitor by using the equation:

$$C = \frac{22.45 K A (N-1)}{10^8 t}$$

in which  $C$  = capacitance in microfarads,  $K$  = dielectric constant,  $A$  = average plate area,  $t$  = spacing between plates, and  $N$  is the total number of plates. Since the dielectric in this case is air, the dielectric constant  $K$  may be taken as unity. The average plate area is roughly the average of 2.5 and 3.1 square inches or 2.8 square inches. There are 18 spaces between the blades, stretching over  $\frac{7}{8}$ ". Assuming for the moment that the blades are negligibly thin, this would make the spaces equal to .049 inch. From our knowledge of the metal used in variables of this size, we would say that the thickness of each blade is close to 0.009 inch, hence the actual spacing may be taken as 0.04 inch. Substitute these values in the equation.

$$C = \frac{22.45 \times 1 \times 2.8 \times (19-1)}{10^8 \times .04}$$

$$C = 284 \text{ micromicrofarads}$$



The Most Versatile All-Purpose Multi-Range Tester Ever Designed!

SUPERIOR'S NEW  
MODEL 79

# SUPER-METER

WITH NEW 6" FULL-VIEW METER

*A Combination*

VOLT-OHM MILLIAMMETER.

Plus CAPACITY, REACTANCE,  
INDUCTANCE AND DECIBEL  
MEASUREMENTS.

Also Tests SELENIUM AND  
SILICON RECTIFIERS, SILICON  
AND GERMANIUM DIODES.



Model 79—SUPER-METER . . . Total  
Price \$38.50—Terms: \$8.50 after 10 day  
trial, then \$6.00 per month for 5 months  
if satisfactory. Otherwise return, no ex-  
planation necessary!

### Specifications

D.C. VOLTS: 0 to 7.5/15/75/150/750/1,500.  
A.C. VOLTS: 0 to 15/30/150/300/1,500/3,000.  
D.C. CURRENT: 0 to 1.5/15/150 Ma. 0 to 1.5/15 Amperes.  
RESISTANCE: 0 to 1,000/100,000 Ohms. 0 to 10 Megohms.  
CAPACITY: .001 to 1 Mfd. 1 to 50 Mfd.  
REACTANCE: 50 to 2,500 Ohms, 2,500 Ohms to  
2.5 Megohms.  
INDUCTANCE: .15 to 7 Henries, 7 to 7,000 Henries.  
DECIBELS: -6 to +18, +14 to +38, +34 to +58.

The following components are all tested for  
QUALITY at appropriate test potentials. Two  
separate BAD-GOOD scales on the meter are  
used for direct readings.

All Electrolytic Condensers from 1 MFD. to 1000 MFD.  
All Selenium Rectifiers. All Germanium Diodes.  
All Silicon Rectifiers. All Silicon Diodes.

The Model 79 represents 20 years of continuous experience  
in the design and production of SUPER-METERS, an exclusive  
SICO development.

In 1938 Superior Instruments Co. designed its first SUPER-  
METER, Model 1150. In 1940 it followed with Model 1250 and  
in succeeding years with others including Models 670 and  
670-A. All were basically V.O.M.'s with extra services pro-  
vided to meet changing requirements.

Now, Model 79, the latest SUPER-METER includes not only  
every circuit improvement perfected in 20 years of specializa-  
tion, but in addition includes those services which are "musts"  
for properly servicing the ever increasing number of new  
components used in all phases of today's electronic produc-  
tion. For example with the Model 79 SUPER-METER you can  
measure the quality of selenium and silicon rectifiers and all  
types of diodes—components which have come into common  
use only within the past five years, and because this latest  
SUPER-METER necessarily required extra meter scale, SICO  
used its new full-view 6-inch meter.

Model 79 comes complete with operating  
instructions and test leads. Use it on the  
bench—use it on calls. A streamlined carry-  
ing case included at no extra charge accom-  
modates the tester, instruction book and test  
leads . . . . . Only

**\$38<sup>50</sup>**  
NET

## SHIPPED ON APPROVAL NO MONEY WITH ORDER — NO C. O. D.

Try it for 10 days before you  
buy. If completely satisfied  
then send \$8.50 and pay bal-  
ance at rate of \$6.00 per  
month for 5 months — No  
Interest or Finance charges  
Added. If not completely  
satisfied, return to us, no  
explanation necessary.

MOSS ELECTRONIC, INC.

Dept. D-877 3489 Tenth Ave., New York 34, N. Y.

Please rush one Model 79 Super-Meter. If satisfactory I agree to pay \$8.50  
within 10 days and balance at rate of \$6.00 per month. If not satisfactory,  
I may return for cancellation of account.

Name \_\_\_\_\_

Address \_\_\_\_\_

City \_\_\_\_\_

Zone \_\_\_\_\_

State \_\_\_\_\_

All prices net. F.O.B., N.Y.C.

# HAM TIPS

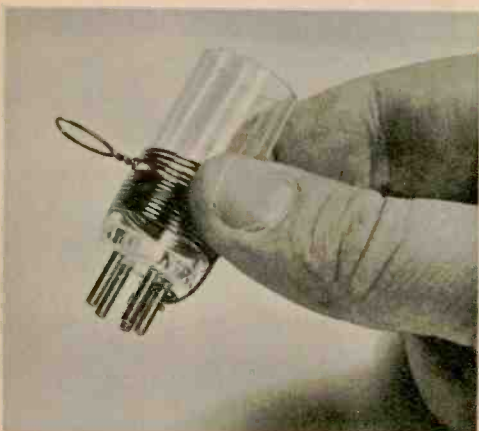
## Spray Protects Antenna

Rear-bumper mounts for Citizens Band and ham antennas will stay clean and bright much longer if they are sprayed, when new, with several coats of lacquer. You can protect the trunk of the car with newspapers or an old blanket. If there's lacquer left, do the bumper.




## Clean Crystals Work Better

Sluggish operation of CB and ham equipment can often be traced to dirty quartz crystals; many holders are far from air tight. Hold a crystal carefully with a tweezers, dunk it several times in dry-cleaning solution (carbon tet), dry it by waving it gently in the air, and replace without touching with fingers.



## Easy Coil Tap

Simple way to tap a coil; wind to the position of tap, form a loop and twist. Continue winding then scrape insulation before soldering.



## RF Indicator

A 1 ma meter is a good field-strength indicator with a 1N34 across the terminals. Put cathode and a short wire on positive terminal.



## Tomorrow's Telephone Today

Continued from page 30

photographic memory system devised by the Bell people, who have made that vague phrase into a scientific term. This photographic memory makes it possible to have calls rerouted automatically, to make a call merely by dialing two digits and various other minor miracles. First, of course, the subscriber gives instructions as to what he wants, and these are stored as bits of information.

The bits (more than 2,000,000 of them) are filed away as a series of tiny dots on a set of photographic plates. To read the information, a flying spot scanner (cathode ray tube) checks each bit with incredible speed—each line on the exchange is scanned ten times a second.

When you place a call the gas tubes go to work and before you get the receiver to your ear your number is ringing. But between the dialing and the ringing the system has checked a temporary memory to see whether your party has left any special instructions!

The temporary memory is slightly different in operation from the photographic one. This is another cathode ray tube with a mica plate inside. Information is stored on the plate in the form of small electrostatic charges. These charges are placed or erased electronically.

Naturally, since the principle memory function is on photographic plates, and since the system makes wide use of plug-in printed circuitry, major changes in function can be prepared at the lab and plugged in when needed without loss of operating time. This is why you'll have so many variations in service when ECO becomes a reality in the rest of the system.

But what about reliability? Well, for one thing, malfunctions of any major component will show up immediately by a warning signal which will then type out a concise analysis of the trouble. The same plug-in feature that makes new circuits so easy to insert makes it possible to hold in reserve many of the critical segments that might hold up repair.

And as for the likelihood of breakdown: the neon tube relay has no moving parts and none has worn out yet! Bell Labs haven't even projected their useful lives. And because of the sealed, dust-free nature of the design, troubles that go with dirt and grime are unlikely.


Better remember the letters ECO. Your telephone may soon be hooked to one!

Simply Great! 

**ELECTRONIC**  
**knight-kits**<sup>®</sup>

A PRODUCT OF ALLIED RADIO

**A PLEASURE TO BUILD  
and YOU OWN THE BEST**



featured in the  
big 444-page 1961

**ALLIED**  
**ELECTRONICS**  
**CATALOG**

**free**



**KITS FOR  
EVERY NEED**  
Stereo Hi-Fi  
Hobby  
Instrument  
Amateur

### BIGGEST SAVINGS

Know the thrill of building your own money-saving electronic equipment. Make your selection from the complete KNIGHT-KIT line—available only from ALLIED. Lowest in cost, convenience-engineered for easiest assembly, best for performance; satisfaction guaranteed or your money back. Send today for the 1961 ALLIED Catalog—select exciting KNIGHT-KITS—and...

### SAVE ON EVERYTHING IN ELECTRONICS



Get more for your money in: Stereo hi-fi systems and components • Recorders and tape • Citizen's 2-way radio • Amateur station equipment • TV tubes, antennas, accessories • Test instruments • Electronic parts, tubes, transistors, tools. Send today for your FREE 444-page Allied Catalog!

only \$2 down  
on orders up to \$50

**FREE**  
catalog



### ALLIED RADIO

ALLIED RADIO, Dept. 217-E1  
100 N. Western Ave., Chicago 80, Ill.

Rush FREE 1961 Allied Catalog No. 200

Name \_\_\_\_\_  
PLEASE PRINT

Address \_\_\_\_\_

City \_\_\_\_\_ Zone \_\_\_\_\_ State \_\_\_\_\_

# Get Your Bearings!

Are you lost on the high seas when it comes to building or buying a boat, selecting accessories or a power plant? Steer a straight course with FAWCETT HOW-TO BOOKS—there's one for every boating interest!



**HOW TO BUILD 20 BOATS, FB 470**—Save money by **building** that boat you've been dreaming about! Outboards, catamarans, hydroplanes, ice-boat, racing sailboat, utility boat, 23-foot cruisers and many more.

**FAMILY BOATING, FB 473**—Here's how to choose and use that family pleasure boat! Covers everything from runabouts to catamarans, compact cruisers and houseboats, with tips on motors, controls and accessories, and takes you on the water, too.

These and other FAWCETT HOW-TO BOOKS are on sale at your local newsstand or may be ordered direct by sending 75 cents per copy plus 10 cents for mailing to FAWCETT BOOKS, Greenwich, Conn.

## Nicaraguan Stations

Continued from page 50

your report against. Those that do verify are likely to be haphazard about it. All in all, Nicaraguan stations can leave you pretty frustrated. There is one bright spot, a little DX oasis. That is YNOL, the Tower of Light, at Managua.

Now don't start looking for YNOL on your short-wave bands. You won't find it. YNOL is a broadcast-band station, but there's plenty of DXing fun to be had in these frequencies, too. The Tower of Light is a cinch to pull in anywhere in North America, except for the Minneapolis and Dallas-Fort Worth areas.

YNOL transmits on 825 kc, a split frequency between U. S. stations. Except for a Mexican transmitter which occasionally drifts to this spot, the channel is clear.

Peak reception will occur generally in two periods. A sunset skip hits this channel about two hours after sunset but, like other DX phenomena, it varies from night to night. YNOL reaches its second peak again just before it signs off at 11 P. M. EST. This pattern does not apply to the West where the two periods frequently coincide, a condition which exists all across the country in the dead of summer.

Reception via sunset skip, although spectacular, is erratic and often brief. Further, it usually occurs while YNOL is transmitting in Spanish. Reception during the final half-hour of YNOL's schedule is more dependable and English is used.

YNOL, known in Spanish as Ondas de Luz, is a missionary and cultural station, loosely affiliated with TIFC in San Jose, Costa Rica's best-known short-wave outlet, and HOXO, another BCB station at Panama City. But unlike most missionary transmitters, it is locally controlled. Operated by Managua's evangelical clergy, it came on the air with 500 watts and a daily schedule of two hours. In slightly over a year, YNOL has become Central America's best-known broadcast-band station.

YNOL chief engineer David Solt looks forward to reception reports and answers them promptly, by letter or a picture postcard type QSL. Eventually, Ondas de Luz plans to send out regular QSL cards but the letterhead is a fine addition to a DX collection. A report for YNOL should contain date, time, a description of the program heard, signal strength, interference and a run-down on your equipment. And don't forget that International Reply Coupon.—C. M. Stansbury II



## Bonanza For Prospectors

Continued from page 36

tungsten ore has been found by ultraviolet lamps.

There are two basic types of ultraviolet lamps, long-wave and short-wave. The short-wave lamps are most useful because more minerals fluoresce under short waves. As you might guess, the short-wave units are more expensive than the long-wave (black light) units. Ultraviolet lamps come in battery-operated portable form and fixed home or laboratory models. There also are adapters which convert your auto battery power to operate a lamp. The price range is from \$15 to \$200. You should be able to buy a good lamp for \$50.

There's no trick to operating ultraviolet lamps. However, you must learn what colors are produced by various minerals. Since thousands of varieties of some 150 basic minerals fluoresce, a short-cut is necessary. So the people who sell lamps also sell samples of just about every mineral for comparison. When you've studied the samples under the lamp at home you will be able to identify them in the field.

Metal locators are used for locating metallic minerals—gold, copper, silver, lead, etc.—and, of course, buried treasure. Although there are many types of metal locators, they all operate on the same principle. In the presence of metal, the inductance of the detection coil shifts, which in turn causes frequency shift that is indicated on a meter or in headphones. There are a great number of metal locators on the market. Most of commercial models are sold with elaborate instruction books which describe their operation. Metal locator prices range up to \$200. Some transistorized models are on the way.

In addition to electronic equipment, there are several tools and instruments that are musts for serious prospecting. These include a survey compass, measuring tape, drawing pad, scales, triangles, protractors, maps, hatchet or ax, prospector's pick and possibly a mineral assay kit.

One final word to the would-be prospector. Stay alert for scientific developments that can create a big demand for ores and minerals. Yesterday it was uranium. Today it's mercury and thorium. Tomorrow it could be lithium or tungsten. Watch for government notices. When the need for a particular mineral becomes critical the government invites citizens to look for it. With the proper equipment, you could be one of the lucky claim-stakers. ❧

May, 1961

Watchmaker's Precision  
plus a

## BULL-DOG GRIP



Specially  
Designed

**CHAN NEL LOCK**

No. 718 Long-reach

### Flat-Nose Plier

Looking for a precision plier that really takes hold in hard-to-reach places? Here's your answer . . . this specially designed CHANNELLOCK Flat-Nose Plier. Just the ticket for electrical, radio, TV, Hi-Fi and other electronics work. Micro-matched, scored, long, flat jaws. Comfortable, blue-plastic grips. Top quality, polished forged steel. Ask your tool supplier for a CHANNELLOCK No. 718 Flat-Nose Plier.

If he's out of them, ask him to order one for you.



Write for Catalog of  
Complete Line of Pliers

**CHAMPION DEARMENT TOOL COMPANY**  
Meadville 3, Pennsylvania

# ELECTRONICS ILLUSTRATED

## Classified Ads

Your advertisement can reach this mail-buying audience for only 50¢ per word . . . payable in advance (Check or M.O. please) . . . minimum 10 words. Closing dates are the 20th of 4th preceding month i.e. copy for the September issue must be in our office by May 20th. Mail to ELECTRONICS ILLUSTRATED, 67 West 44th St., New York 36, N. Y. Word count: Zone number free. Figure one word: Name of state (New Jersey), name of city (New York); sets of characters as in key (14-D); also abbreviations as 35MM, 8x10, D.C., A.C.

## SAVE MONEY • ORDER BY MAIL

### • • • FOR SALE

**BUY GOVERNMENT Surplus: Electronics;** Test Equipment; Oscilloscopes; Transceivers; Radiotelephones; Jeeps; Boats; Aircrafts; Misc.—Individuals can now buy direct from Govt.—Send for: "U. S. Depot Directory & Procedure" \$1.25. To: Brody Surplus, Box 425-EL, Nanuet, New York.

**FASCINATING GIFTS** direct to you from around the world. Information free. Bradford's, 1405 South St., Dept. 1, Leesburg, Florida.

**CITIZEN'S BAND Antenna.** Improve your signal with a Cubex Quad. Free Brochure "CA." Cubex Company, 3322 Tonia Avenue, Altadena, Calif.

**ELECTRONIC KITS** Wired and tested 20% of kit price. Electronic Kits, 46A Cedar St., Waltham 54, Mass.

**INFRA-RED SNOOPERSCOPIES!!** Optics, Lamps, Parts. World's largest stock Infra-red components. Write for FREE Infra-red Catalog. McNeal Electric & Equipment, Dept. EI-4, 4736 Olive, St. Louis 8, Mo.

**EXCELLENT BUYS** on Tubes and equipment all listed in the "Green Sheet." Send .25¢ for your copy today. Cash paid for unused tubes. Write. Barry Electronics Corp., 512 Broadway, Dept. EI, NYC 12, NY.

**BOOKS—ALL 10¢,** 2000 titles, all subjects, catalogs free. Cosmay, Clayton, Ga.

### • • • PRINTING, MULTIGRAPHING, MIMEOGRAPHING

**QUALITY PRINTING:** Economically Priced: Embossed Business Cards \$3.95 per 1000. Catalog on request: Edward Printing Service, 7430 Selwick Dr., Parma 29, Ohio.

### • • • EMPLOYMENT OPPORTUNITIES

**PRINTING - ADVERTISING SALESMEN.** Excellent moneymaking sideline selling Decalomania Name Plates. Advertising Specialties. Sign letters, Automobile initials. Free Samples. "Ralco"—EI, Box L, Boston 19, Mass.

### • • • BUSINESS OPPORTUNITIES

**FREE, AMAZING** new book of money making opportunities and mail order bargains. Write today! Mail Order Buyer's Guide, Dept. SS, P. O. Box 5954, Chicago 80, Ill.

**GROW MUSHROOMS.** Cellar, shed and outdoors. Spare, full time, year round. We pay \$4.50 lb. dried. We have 29,000 customers. Free Book. Mushrooms, Dept. 315, 2954 Admiral Way, Seattle, Wash.

**VENDING MACHINES—**No selling. Operate a route of coin machines and earn high profits. 32-page catalog free! Parkway Machine Corp., Dept. 33, 715 Ensor St., Baltimore 2, Md.

### • • • EDUCATION & INSTRUCTION

**ENGINEERING EDUCATION** for the Space Age. Northrop Institute of Technology is a privately endowed, nonprofit college of engineering offering a complete Bachelor of Science Degree Program and Two-Year accredited technical institute curricula. Students from 50 states, many foreign countries. Outstandingly successful graduates employed in aeronautics, electronics, and space technology. Write today for catalog—no obligation. Northrop Institute of Technology, 1116 West Arbor Vitae Street, Inglewood 1, California.

**LEARN CALCULUS.** Easy, Practical, Trial 4 lessons \$1. Mathco, 4256-I Minmor, Cincinnati 17, Ohio.

**USED ELECTRONIC** Books, Bought, Sold. Wilkins, Rt. 5, Box 299-A, San Antonio, Texas.

### • • • BUILD-IT-YOURSELF

**BUILD POLICE** radar speedmeter detector for few dollars. Gives buzzing warning blocks away. Legal. Complete, simple plans. 25¢. Dee Electronics, Box 7263, Houston, Texas.

**SCIENCE PROJECT** Materials Hard To Get Items. Catalog 25¢. Wabash Instruments & Specialties, Inc., P. O. Box 194, Wabash, Indiana.

### • • • HI-FI

**HI-FI AND** stereo diamond needles. American, famous brand. Any style. Guaranteed, only \$2.55 postpaid. Dealer inquiries invited. Damco, Box 178, Route 6, Mansfield, Ohio.

**COMPONENTS, RECORDERS.** Free Wholesale Catalogue. Carston, 125-G East 88, NYC 28.

### • • • RADIO & TV

**16 TESTED TRANSISTOR** plans—25¢, with experiments, catalog. Laboratories, 1131-K Valota, Redwood City, California.

**COMPLETE REPAIR** diagrams. Radio \$1.00. Recorders \$1.00. Television \$2.00. Give make, model. Guaranteed tubes 50¢. Handee, Box 146, Brooklyn 19, N. Y.

**HIGHLY EFFECTIVE** Home-Study Review For FCC Commercial Phone Exams. Free Literature. Wallace Cook (EI-5), Box 10634, Jackson 9, Miss.

**DIAGRAMS FOR** Repairing Radios, Television \$2.00. Give make, model. Diagram Service, Box 672EI, Hartford 1, Conn.

**FREE! GIANT** 1000 item discount catalog. Special! Jumbo Pak, 400 pcs; ceramics, discs, tubulars, resistors. \$3.00 postpaid. Write: Lektron, 2418 Everett Ave., Chelsea 50, Mass.

**BUY—SELL—Trade—**Cameras, Lenses, Telescopes, Amateur Radio Equipment. Denson Electronics, Box #85, Rockville, Conn.

**FREE! 1961 CATALOGS** for newest, best electronic bargains available. Stereo, hi-fi, ham radio, 1000 other items. Alco Electronics, Lawrence 4, Mass.

### • • • TAPE RECORDERS

**LEARN WHILE** Asleep with your recorder, phonograph or amazing new "Electronic Educator" endless tape recorder. Details free. Sleep-Learning Research Association, Box 24-EI, Olympia, Washington.

**TAPE RECORDERS** Hi-Fi Components. Sleep Learning Equipment, tapes. Unusual values. Free Catalog. Dressner, 1523Z Jericho Tpke., New Hyde Park, N. Y.

**NEW CONCEPT** of self-hypnosis teaches you quickly, easily. New tape! New recorder! Free literature. McKinley-Smith Co., Dept. T-3, Box 3038, San Bernardino, Calif.

### • • • DETECTIVES

**DETECTIVES—WORK** Home—Travel. Experience unnecessary. Detective Particulars free. Write, Wagner, B-125 West 86th, New York 24.

### • • • PERSONAL

**NEED WORLDS** Of Help? Borrow up to \$600 for any purpose entirely by mail. Repay in 24 monthly payments. Write for free loan application: World Finance Co., 620 Symes Bldg., Dept. 31-AS, Denver 2, Colo.



# FEEDBACK

Continued from page 8

## ● Attention, Troublefinders

I would like to hear from some EI readers who have built the RADIO-TV TROUBLEFINDER as illustrated in the November '59 issue.

J. Bennett  
416 South 18th St.  
Mattoon, Ill.

## ● A Friend

I think your magazine is the best on the market today. I am an electrician and I save every copy for reference.

John Ralph  
Hammond, Ind.

Thanks.

## ● No Friend

Put something in the magazine that's fit to read and build. We are sick of far-away stuff and sick of transistors. Give us some fundamental triode, pentode, detector and amplifier circuits.

R.S.B.  
Chicago, Ill.

Shouldn't that be sick-sick-sick?

## ● Lo-Dough Hi-Fi?

I have just finished reading your piece on buying hi-fi (SHOPPING FOR HI-FI, October '60 EI). The author makes good sense in categorizing people into financial groups according to their listening habits. However, unless he buys from a handler of "hot" goods, I would be interested in learning where you can purchase a mediocre stereo system for \$250 or a good one for \$400.

I do not have the finest available equipment but my list comes to better than \$3,000.

W. B. Grawe  
Encino, Calif.

Our author claims he doesn't know any fences, W.B., and we'd have to agree that his estimates may have been on the low side. Unfortunately for us working people, the most important ingredient of good stereo is money. ●

# FREE

## GIANT 1961 204 PAGE CATALOG



SAVE UP TO 50% ON B-A SELECTED KITS

HI-FI AND STEREO SYSTEMS & COMPONENTS

TOP VALUES IN POWER AND HARD TOOLS

30 PAGES OF BARGAINS NOT IN ANY OTHER CATALOG

### BURSTEIN-APPLEBEE CO.

Dept. EI, 1012 McGee St., Kansas City 6, Mo.

Send Free 1961 B-A Catalog No. 611

Name .....

Address .....

City ..... State .....

SEND FOR IT TODAY



## BEAT?

Troubled with  
cold solder joints?



World's Finest

# ERSIN Multicore

FIVE CORE SOLDER



Sold only by Radio Parts Distributors.  
MULTICORE SALES DIVISION BRITISH INDUSTRIES CORP., Port Washington, N. Y.

BEFORE You Buy Tubes

COMPARE

Rad-Tel's  
money-saving  
low prices

UP  
TO **75% OFF**

COMPARE

Rad-Tel's  
dependability

BRAND NEW TUBES

COMPARE

Rad-Tel's  
reliable

ONE FULL YEAR  
GUARANTEE

COMPARE

Rad-Tel's

RELIABLE PERFORMANCE

SERVICEMEN: Now speedy one-day service.

Rad-Tel sells only Brand New Tubes, not used, not pulled out of old sets... reduce costly call backs.

THE SIGN OF RAD-TEL'S RELIABILITY



Qty.	Type	Price
—	024M	.79
—	1A12	.62
—	183GT	.79
—	1DN5	.55
—	1G3	.79
—	1J3	.79
—	1K3	.79
—	1LN5	.59
—	1R5	.62
—	1S5	.51
—	1T4	.58
—	1U4	.57
—	1U5	.50

Qty.	Type	Price
—	5CL8	.76
—	5EAB	.80
—	5EUB	.80
—	5J6	.68
—	5T8	.81
—	5U4	.80
—	5U8	.81
—	5V6	.56
—	5X8	.78
—	5Y3	.46
—	6AB4	.46
—	6AC7	.96

EACH TUBE INDIVIDUALLY & ATTRACTIVELY BOXED

Qty.	Type	Price	Qty.	Type	Price	Qty.	Type	Price
—	6AU7	.61	—	6SK7	.74	—	12CN5	.56
—	6AU8	.87	—	6SL7	.80	—	12CR6	.54
—	6AV6	.40	—	6SN7	.65	—	12CU5	.58
—	6AW8	.89	—	6SQ7	.73	—	12CU6	1.06
—	6AX4	.65	—	6T4	.99	—	12CX6	.54
—	6AX7	.64	—	6U8	.78	—	12DB5	.69
—	6BA6	.49	—	6V6GT	.54	—	12DE8	.75
—	6BC5	.54	—	6W4	.54	—	12DL8	.85
—	6BC7	.94	—	6W6	.69	—	12DM7	.67
—	6BC8	.97	—	6X4	.39	—	12DQ6	1.04
—	6BD6	.51	—	6X5GT	.53	—	12DS7	.79
—	6BE6	.55	—	6X8	.77	—	12DZ6	.56
—	6BF6	.44	—	7AU7	.61	—	12EL6	.50
—	6BG6	1.66	—	7AB	.68	—	12EG6	.54
—	6BH6	.65	—	7B6	.69	—	12EZ6	.53

—	6BH8	.87	—	7Y4	.69	—	12F8	.66
—	6BJ6	.62	—	8AU8	.83	—	12FM6	.45
—	6BK7	.85	—	8AW8	.93	—	12K5	.85
—	6BL7	1.00	—	8BQ5	.60	—	12SA7M	.86
—	6BN4	.57	—	8C7	.62	—	12SK7GT	.74
—	6BN6	.74	—	8CM7	.58	—	12SN7	.67
—	6BQ5	.65	—	8CN7	.97	—	12SQ7M	.73
—	6BQ6GT	1.05	—	8CX8	.93	—	12U7	.62
—	6BQ7	.95	—	8E88	.94	—	12V6GT	.53
—	6BR8	.78	—	11CY7	.75	—	12W6	.69
—	6BU8	.70	—	12A4	.60	—	12X4	.38
—	6BY6	.54	—	12AB5	.55	—	17AX4	.67
—	6BZ6	.54	—	12AC6	.49	—	17BQ6	1.09
—	6BZ7	.97	—	12AD6	.57	—	17C5	.58
—	6C4	.43	—	12AE6	.43	—	17CA5	.62

—	6CB6	.54	—	12AF3	.73	—	17D4	.69
—	6CD6	1.42	—	12AF6	.49	—	17DQ6	1.06
—	6CF6	.64	—	12AJ6	.46	—	17L6	.58
—	6CG7	.60	—	12AL5	.45	—	17W6	.70
—	6CC8	.77	—	12AL8	.95	—	19AU4	.83
—	6CM7	.66	—	12AQ5	.52	—	19B66	1.39
—	6CN7	.65	—	12AT6	.43	—	19T8	.80
—	6CR6	.51	—	12AT7	.76	—	21EX6	1.49
—	6CS6	.57	—	12AU6	.50	—	25BQ6	1.11
—	6CU5	.58	—	12AU7	.60	—	25C5	.53
—	6CU6	1.08	—	12AV5	.97	—	25CA5	.59
—	6CY7	.71	—	12AV6	.41	—	25CQ6	1.44
—	6DA4	.68	—	12AV7	.75	—	25CUB	1.11

RAD-TEL TUBE CO.

NOT AFFILIATED WITH ANY OTHER MAIL ORDER TUBE COMPANY

Qty.	Type	Price
—	1X2B	.82
—	2AF4	.96
—	3AL5	.42
—	3AU6	.51
—	3AV6	.41
—	3BA6	.51
—	3BC5	.54
—	3BE6	.52
—	3BN6	.76
—	3BU8	.78
—	3BY6	.55
—	3BZ6	.55
—	3CB6	.54
—	3CF6	.60

Qty.	Type	Price
—	3CS6	.52
—	3DK6	.60
—	3DT6	.58
—	3Q5	.80
—	3S4	.61
—	3V4	.58
—	4BC8	.96
—	4BN6	.75
—	4BQ7	.96
—	4BS8	.98
—	4BU8	.71
—	4BZ6	.58
—	4BZ7	.96

Qty.	Type	Price
—	4CS6	.61
—	4DE6	.62
—	4DK6	.60
—	4DT6	.55
—	5AM8	.79
—	5AN8	.86
—	5AQ5	.52
—	5AT8	.80
—	5BK7A	.82
—	5BQ7	.97
—	5BR8	.79
—	5CG8	.76

Qty.	Type	Price
—	6AF3	.73
—	6AF4	.97
—	6AG5	.65
—	6AH6	.99
—	6AK5	.95
—	6AL5	.47
—	6AM8	.78
—	6AQ5	.50
—	6AR5	.55
—	6AS5	.60
—	6AT6	.43
—	6AT8	.79
—	6AU4	.82
—	6AU8	.50

Qty.	Type	Price
—	6DB5	.69
—	6DE6	.58
—	6DG6	.59
—	6DQ6	1.10
—	6DT5	.76
—	6DT6	.53
—	6EUB	.79
—	6EAB	.79
—	6H6GT	.58
—	6J5GT	.51
—	6J6	.67
—	6K6	.63
—	6S4	.48
—	6SA7GT	.76

Qty.	Type	Price
—	12AX4	.67
—	12AX7	.63
—	12AZ7	.86
—	12B4	.63
—	12BA6	.50
—	12BD6	.50
—	12BE6	.53
—	12BF6	.44
—	12BH7	.73
—	12BL6	.56
—	12BQ6	1.06
—	12BY7	.74
—	12BZ7	.75
—	12C5	.56

Qty.	Type	Price
—	25DN6	1.42
—	25EH5	.55
—	25L6	.57
—	25W4	.68
—	25Z6	.66
—	35C5	.51
—	35L6	.57
—	35W4	.52
—	35Z5GT	.60
—	50B5	.68
—	50C5	.53
—	50DC4	.37
—	50EH5	.55
—	50L6	.61
—	117Z3	.61



SEND FOR FREE TROUBLE SHOOTER GUIDE AND NEW TUBE & PARTS CATALOG

**RAD-TEL TUBE CO.**

DEPT. EI-561 55 CHAMBERS STREET, NEWARK 5, N. J.

TERMS: 25% deposit must accompany all orders balance C.O.D. Orders under \$5: add \$1 handling charge plus postage. Orders over \$5: plus postage. Approx. 8 tubes per 1 lb. Subject to prior sale. No C.O.D.'s outside continental USA

QUANTITY USERS • MACHINE OPERATORS  
• MANUFACTURERS • EXPORTERS

**HUGE STOCKS !!**  
**OVER 175 TYPES SPECIALLY PRICED !**

All tubes fully Guaranteed — Brand New!

MINIMUM ORDER . . . 500 PER TYPE . . . NO ASSORTMENT

Write, Wire, Types Needed, get our Low "Large Quantity" price





**AMERICAN BASIC SCIENCE CLUB**

# Sensational LOW COST SCIENCE LAB

**NOW** over 110 fascinating projects with



**SOUND** **ELECTRICITY** **HEAT** **ELECTRONICS** **LIGHT** **ATOMIC ENERGY**

**COMPLETE LABORATORY COMES IN 8 KITS, ONE A MONTH... SUPPLIES ALL THE EQUIPMENT FOR ALL THE FOLLOWING:**

**ELECTRICAL EXPERIMENTS**

Educational fun with Electro-Magnets, Transformer, Galvanometer, Rheostat, Relay, Voltmeter, Wheatstone Bridge, and other electric equipment.

**RADIO RECEIVER**

Three Tube Short Wave (80 Meter) and Standard Broadcast Receiver. Sensitive Regenerative Circuit uses regular 115 volt AC. Complete with Head Set.

**DC POWER SUPPLY**

Power Transformer, Vacuum Tube Rectifier and 20-20 mfd. Capacitor Filter Circuit. Converts home AC to the DC required for Electronic Circuits.

**PHOTOELECTRIC EYE**

Photoelectric Cell, Exciter Lamp — and Electronic Relay. Everything you need to control motors, bells, alarms, and do other light beam experiments.

**MICROPHONE**

A sensitive carbon-button microphone that greatly amplifies unsuspected noise. Also adaptable for use with your radio transmitter.

**ELECTRONIC EXPERIMENTS**

Explore functions of vacuum tubes and other electronic components. Build an Electronic Switch—Amplifier, and other experimental circuits.

**CODE PRACTICE SET**

Signal Oscillator, Key and Flasher ... the complete outfit to learn to receive and transmit the Morse Code ... the first step to a Ham License.

**STROBE LIGHT**

A variable pulse neon lamp. "Freezes" motion of rapidly vibrating or rotating objects for close study and checking frequencies. RPM.

**BROADCAST TRANSMITTER**

Sends clear transmissions of both code and voice to nearby radios. Can be used with your microphone, record player, or code oscillator.

**RADIO SERVICE EQUIPMENT**

All the parts to build your own Radio Signal Tracer and a Probe Light Continuity Tester. Both pieces are invaluable in radio servicing.

**SOUND EXPERIMENTS**

Laboratory demonstration of sound waves, resonance and pitch. Includes Variable Frequency Oscillator, Sonometer and Ripple Tank.

**TELESCOPE**

A mounted astronomical Telescope. High quality ground lenses enable you to examine details of the moon's surface and distant objects.

**PHOTOGRAPHY LAB**

Complete dark room equipment: Printer—Enlarger—Electronic Timer—Safe Light—Developing Trays and supply of paper and chemicals.

**SLIDE PROJECTOR**

Takes 16mm and 35mm slides, sharp focusing, convection cooled. G.E. Projection Lamp included. Also adaptable as a Projection Microscope.

**MICROSCOPE**

High and low power, precision ground lenses, Substage Light and Polarizer. Adaptable for photomicrography in connection with Photo Lab.

**SPECTROSCOPE**

Fascinating optical instrument used to identify and analyze substances by observing the spectrum of their flame. Spectrum charts are included.

**ATOMIC RADIATION EXPM.**

A variety of projects using Spinthaloscope and sensitive Electroscopes. Sample sources of radioactive Uranium Ore and Radium are included.

**ATOMIC CLOUD CHAMBER**

See illuminated tracks of speeding nuclear particles emanating from radioactive Alpha source and mysterious cosmic rays from outer space.

**ULTRAVIOLET LAMP**

Produce dazzling color effects with invisible "black light". Used extensively for crime detection, mineralogy and science. Fluorescent ink, Crayon and Tracer Powder are included.

**HEAT EXPERIMENTS**

Study the Molecular Theory of heat using 2 Thermometers, Thermostat, 3 foot Gas Thermometer and special Microscope arrangement that shows the effect of Molecular Movement.

**WEATHER STATION**

Aneroid Barometer, Cup Anemometer that electronically measures wind speed. Sling Psychrometer, Humidity Gauge, Cloud Speed Indicator, Cloud Chart and Weather Map.

**A REAL SCIENCE COURSE**  
Developed with World Famous  
**SOUTHWEST RESEARCH INSTITUTE**

The 8 manuals are expertly written, clearly illustrated, excitingly different.

**NO EXPERIENCE NECESSARY**


You can complete every project and **GAIN A VALUABLE SCIENCE BACKGROUND** that will **ENRICH YOUR LIFE** and could **SHAPE YOUR FUTURE!**



Analyzing Glowing Gases with the **SPECTROSCOPE**



Trouble Shooting with the **SIGNAL TRACER**



PHOTOMICROGRAPH of a Fly's Wing made with Microscope and Photo Lab (Actual Size 5" diameter)

**A VALUABLE SCIENCE LAB**

Containing Parts by **RCA, MALLORY, PYRAMID, STACKPOLE, TRIM** and other reliable manufacturers. Retail Value of Parts Alone is **over FIFTY DOLLARS**

**MEMBERS ARE ENTHUSIASTIC!**

I wish I could provide each of my Physics students with all of your enjoyable kits. You are doing a wonderful job.

Your course is very enjoyable and educational for all ages. I would not sell mine for twice the price.

Francis Pitcher  
13 Friendship Dr.  
Tivoli, New York

Allen T. Ayers, Physics Dept.  
Jamestown High School  
Jamestown, New York

**FOR SAFETY!**

Circuits are low voltage supplied by isolation transformer that comes with the kit



**FREE!** These 6 Auxiliary Textbooks

**ALL THE EQUIPMENT FOR ALL THE ABOVE—only \$29<sup>60</sup>**

SEND \$200 WITH ONLY COUPON PAY \$345 ONLY (FOR EACH KIT YOU RECEIVE (ONE A MONTH FOR 8 MONTHS)) **FREE** SOLDERING IRON with second Kit

Your Satisfaction or Your Money Back... AND you may cancel at any time without obligation.

These "no risk" assurances because we know you will be...

**SURPRISED! AMAZED! DELIGHTED!**

**AMERICAN BASIC SCIENCE CLUB**  
501 E. Crockett, San Antonio 6, Texas

Start sending me A.B.S.C.'s "Science Lab" in eight kits, one each month. If not satisfied on inspection of first kit I may return it for immediate refund. (I choose the plan checked.)  
 I enclose \$2.00 and will pay \$3.45 plus COD postage on arrival of each kit. I may cancel unshipped kits at any time.  
 I enclose \$29.60, full payment, Postage Paid, for all 8 kits. I may cancel any time and get full refund on unshipped kits.

NAME \_\_\_\_\_  
 STREET \_\_\_\_\_  
 CITY \_\_\_\_\_ STATE \_\_\_\_\_

**AMERICAN BASIC SCIENCE CLUB, Inc.** San Antonio, Texas

MAIL COUPON TODAY