

Special: All About Kits That Teach Electronics

DECEMBER • 35 CENTS

ELECTRONICS ILLUSTRATED

By the Publishers of **MECHANIX ILLUSTRATED**

CHRISTMAS PROJECTS YOU CAN BUILD:

Voice Control for Model Trains


Electronic Roulette • Child's Phonograph

Voice Actuated Dummy



Training Kits Extra Charge

and depend on the
can ever before. New
are increasing the
or Radio-Television
lens. Even in your
space time you can
velop skills needed
is vast industry. You
to get NRI kits de-
give actual practice
part of your NRI
all parts including
and the 17" Televison
vacuum tube Volt-
right. You use this
Radio-TV Electronic
s' experiences. All
to keep.



START AND A BRIGHT FUTURE ONICS Radio Television SPARE TIME

You Can Start Soon Earning Extra Money in Spare Time

Many NRI students find it easy and profitable to fix sets for friends and neighbors starting a few months after enrolling. Use the Tester built with parts NRI furnishes to locate and correct Radio-TV receiver troubles. Picking up \$10, \$15 and more a week gives abundant, extra spending money. Many who start a spare time soon build full time Radio-Television sales and service businesses, enjoy prestige, respect and satisfaction in this fast growing industry.

Benefit by NRI Experience—Oldest, Largest Home Study Electronic Radio TV School

NRI's more than 40 years experience training men for success—the outstanding record and reputation of this school—benefits you in many ways. NRI methods are tested, proven. Successful graduates are everywhere, in small towns and big cities. Here is an investment that pays big profits soon. Each week, invest only a few hours spare time in yourself—preparing to be a Radio-TV-Electronics Technician. Invest in training to get ahead. NRI can provide the training you need.

NRI Offers the Tested Way to Better Pay

Technical know-how brings better pay, fast advancement. Radio-TV-Electronic opportunities are great, and are increasing. NRI has devoted over 40 years to developing simplified, practical training methods. Mailing the card at left can be one of the most important acts of your life. Do it now. Reasonable tuition. Low monthly payments available. Let us send you 64-page Catalog—FREE. Address: NATIONAL RADIO INSTITUTE, Dept. ONK, Washington 16, D. C.



J. E. Smith
Founder



Broadcasting offers satisfying careers. Hundreds of Radio and Television stations on the air offer interesting jobs for Operators and Technicians. Police, Aviation, Two-Way Communications are expanding. Men with Radio-TV training are in demand.



A solid, proven field of opportunity for good pay is servicing the millions of Radio and TV sets now in use. Government, military, guided missile manufacturers, industry all need Technicians. Color TV, Hi-Fi are increasing the opportunities.

National Radio Institute

Washington 16, D. C. Est. 1914

want training in Photography? Mechanics? Electronics?

choose-it-yourself

before
enlistment



Motion Picture Photographer

It's up to you! The Army's new "Choose-it-Yourself" System lets you choose valuable training before you enlist. Here's how it works: **1. Choose** before enlistment. Choose your training from fields like Photography, Missiles, Communications, Construction, Automotives—and many more. **2. Qualify** before enlistment. Take aptitude and physical exams to qualify for the training you've chosen. **3. Know** before enlistment. If you qualify, you know you'll get the training you want. Your choice is written into your future Army record—guaranteed before you enlist. **Choose, qualify, know — this week!** Ask your Army recruiter to show you his complete list of available training fields.

CHOOSE IT



YOURSELF VOCATIONAL TRAINING SYSTEM

US ARMY

December, 1960

ELECTRONICS ILLUSTRATED

December, 1960

Vol. 3, No. 12

A Fawcett Publication

CHARLES TEPFER Editor
 Larry Klein Technical Editor
 Nicholas Rosa Feature Editor
 David Kipnes Assistant Editor
 Murray Cooper Art Editor
 Lou Rubsamen Art Associate
 Elaine Sapoff Editorial Assistant

EI EXCLUSIVE

Kits that Teach You Electronics	29
---	----

CHRISTMAS PROJECTS

Voice Control Your Model Trains	36
Electronic Roulette Wheel	40
A Child's Phonograph	52

OTHER PROJECTS

CB Power Output Meter	60
Watch Your Line Voltage	73
Photo-Enlarging Meter	78

FEATURES

Radio Telescope in His Garden	46
Skilled Rocket Amateurs	48
The Compactron	55
How to Buy a Transistor Radio	56
EI Picturescope	58
Menu Music Nobody Hears	66
Electronic Hospital	68
A Page from the Past	71
How to Get that QSL	72
Are You Destroying Transistors — 2	82
Cosmic Clock	86
Teacher's Electronic Quizzer	88

INDEX	91
-----------------	----

Electronic Brain	76
Hi-Fi Doctor and Clinic	84

Ralph Daigh Editorial Director
 James Boynton Advertising Director
 Al Allard Art Director
 Ralph Mattison Associate Art Director
 George H. Carl Production Director

Larry Eisinger Editor-in-Chief
 Phyllis Bendremer Production Editor
 Benita Mills Assistant Production Editor
 John F. Webster Advertising Manager

ELECTRONICS ILLUSTRATED is published monthly by Fawcett Publications, Inc., Fawcett Place, Greenwich, Conn. W. H. Fawcett, Jr., President; Gordon Fawcett, Secretary and Treasurer; Roger Fawcett, General Manager; Roscoe K. Fawcett, Circulation Director; Donald P. Hanson, Assistant General Manager.

EDITORIAL AND ADVERTISING OFFICES: 67 West 44th Street, New York 36, N. Y.
 ADDRESS ALL MAIL: Subscriptions, change of address, Form 3579 to Subscription Dept., Fawcett Bldg., Greenwich, Conn.; and all editorial and advertising to Fawcett Publications, Inc., 67 W. 44th St., New York 36, N. Y.

Second-class postage paid at Greenwich, Conn., and at additional mailing offices.
 Subscription price \$4.00 per year in the U. S. and possessions and Canada. All other countries \$6.00 per year. Foreign subscriptions and sales should be remitted by International Money Order in U. S. funds payable at Greenwich, Conn.

Printed in U.S.A. Copyright 1960 by Fawcett Publications, Inc.
 Permission hereby granted to quote from this issue of this magazine on radio or television provided a total of not more than 1,000 words is quoted and credit is given to the title of the magazine and issue, as well as the statement, copyright 1960, by Fawcett Publications, Inc.

Member of: Audit Bureau of Circulations



Magazine Publishers Association, Inc.



Make Extra Money Soon




Learn at Home to Fix Electrical Appliances

Earn while learning—many opportunities for good jobs, or a spare-time or full-time business in this important and fast growing industry

Have independent income in slack times or layoffs

Save—fix your own appliances

Make extra money when you retire



Nothing can match the wonderful feeling of security and independence that comes from having important technical knowledge and skill. The trained Electrical Appliance Technician is in demand. He enjoys respect and prestige, is valued for the essential service he renders.

Most homes have a dozen or more appliances. Many millions more are sold every year. This is a fast growing industry. Millions of dollars are spent each year to keep appliances in good operating condition.

Tester Furnished No Extra Charge

NRI training is practical, thorough, easy-to-understand. You learn by doing. Quality tester built with parts NRI furnishes locates appliance troubles quickly, helps you earn extra money. Soon after starting many NRI students add \$10, \$15 a week extra to their income by fixing appliances for friends and neighbors. Spare time Appliance Servicing can easily expand into full time business, provide a means of extra income to buy luxuries, gain independence.

NRI has over 40 years' experience

National Radio Institute

WASHINGTON 16, D. C., FOUNDED 1914

training men at home. It has successful graduates everywhere.

Here's what a few graduates say, "I have my own part time shop," "Course gives me confidence to handle any job." "Before I finished course, earned about \$380 in spare time."

Mail Coupon Now

Become a successful Electrical Appliance Technician. Age, lack of knowledge of electricity are no barriers. NRI will train you at home in spare time. Paste the coupon on postcard or mail in envelope. Act today. Sample Lesson shows how easily you learn. Catalog tells what you learn, what others accomplish, present and future opportunities. Low payment plan. Address NATIONAL RADIO INSTITUTE, Dept. KNO, Washington 16, D. C.

LESSON and BOOK FREE

NATIONAL RADIO INSTITUTE, Dept. KNO, Washington 16, D. C.

Please send me sample lesson of your Electrical Appliance Training and catalog FREE. (No salesman will call.)

Name _____ Age _____

Address _____

City _____ Zone _____ State _____

ACCREDITED MEMBER NATIONAL HOME STUDY COUNCIL

An Open Letter to the FCC

Gentlemen:

Let's face it: The Citizens Radio Service is a mess. It was intended to fulfill a useful purpose... "private communications in connection with business or personal activities, limited to the minimum practicable transmission time"*...but quickly after its inception in September of 1958 it became a playground for a mob of undisciplined microphone maniacs. Using ham procedure but having nothing of the ham spirit, they fill the CB channels with long, inane and pointless conversations, in direct violation of FCC regulations and of the rules of common sense. The people who really need and use CB for business purposes have a tough time bucking the incessant chattering.

I know from personal observation that the problem is national in scope. During the summer of 1960 I monitored the CB bands for about six hours every day of a seven-week trip by car from New York to California and return, a total of more than 9,000 miles over non-duplicating routes. For a while my wife and I kept a time record of ham-type operation versus business traffic, but we gave this up after the first few days because the phony amateurs quite clearly were hogging all of the Class D channels.

Some CB operators talk knowingly of beam antennas, means of improving receiver sensitivity, microphone characteristics, etc. I suspect that more than a few of them use considerably more than the five watts prescribed by law. It must be sheer laziness that keeps these lads from obtaining amateur "tickets." Surely they must know that the numerous ham bands offer vastly greater opportunities for experimenting and long-distance communication than does the single CB band.


The CB channels should be kept as open as possible for mobile communication, CB's greatest field of application. For construction projects, local trucking, delivery and taxi services, auxiliary police, fire and civil defense organizations, and for emergency medical and repair services, intelligently used CB saves time, labor, fuel, tempers and lives. CB is on the right track when, for example, it enables a nurse in an office to relay an urgent call to a doctor in his car and gets him to an expectant mother in time to help, when it is used at a community sports event or when it permits small boat communications. It is on the wrong track when it permits untrained "operators" to monopolize valuable frequencies with juvenile drivel that belongs on the privacy of the land-line telephone, not on the public air.

In communities where there are numerous hobby-type CB stations, the interference they create can be very exasperating to dispatchers and drivers with real busi-

*FCC Rules, Part 19

These men are getting practical training in...

ELECTRICITY ELECTRONICS



On Real:

**A. C. and D. C. Motors
Generators
Switchboards
Controllers
Modern Appliances
Automatic Electronic
Control Units**


(Shown at left—Instructor explaining operation and testing of a large Motor Generator in our A. C. Department.)

TELEVISION RADIO ELECTRONICS

On Real:

**Television Receivers
Black & White and Color
AM-FM and Auto Radios
Transistors—Printed
Circuits—Test Equipment**

(Right — Instructor helping students check the wiring and trace circuits of television receivers.)



Train in the NEW SHOP-LABS of COYNE

Largest, Oldest, Best Equipped School of Its Kind in the U.S.

Prepare for your future now in today's top opportunity field. Don't be satisfied with a "No Future" job. Train the Coyne way for a better job in a field that offers a world of opportunities in the years ahead.

You train in Chicago—the Electrical and Electronic Center of the World—on real equipment. Professional and experienced instructors show you how, then you do practical jobs yourself. No previous experience or advanced education is needed.

FINANCE PLAN: Enroll now, pay most of tuition after graduation. Part-time employment help for students.

Mail coupon or write to address below for free book—"Guide to Careers". Whether you prefer Electricity, Television-Radio or Combined Electronics Training, which includes both fields, this book describes all training and gives facts to Vets and Non-Vets.



Mail Coupon or Write for FREE Book

Book comes by mail. No obligation and no salesman will call.

Mail coupon below in an Envelope or paste on a Postal Card or write Address given and Free book, "Guide to Careers", with information will be sent to you by return mail.

COYNE ELECTRICAL SCHOOL
Dept. 90-8C New Coyne Building
1501 W. Congress Pkwy., Chicago 7, Illinois

Send **BIG FREE** book and details of all the training you offer. However, I am especially interested in:

Electricity Television Both Fields

Name _____

Address _____

City _____ State _____

(I understand no Salesman will call)

B. W. Cook, Jr., Pres. COYNE ELECTRICAL SCHOOL Founded 1899

CHARTERED AS AN EDUCATIONAL INSTITUTION NOT FOR PROFIT
1501 W. CONGRESS PARKWAY, CHICAGO 7 Dept. 90-8C
ELECTRICITY ★ RADIO ★ TELEVISION ★ REFRIGERATION ★ ELECTRONICS

December, 1960

**LET DeVRY TECH PREPARE YOU IN
SPARE TIME AT HOME AS AN**

ELECTRONICS TECHNICIAN



**NO PREVIOUS TECHNICAL EXPERIENCE
OR ADVANCED EDUCATION NEEDED!**

Laborers and bookkeepers, store clerks, shop men, farmers, salesmen — men of nearly every calling — have taken the DeVry Tech program and today have good jobs or service shops of their own in Electronics. You don't have to quit your present job. If you are 17 to 55, see how you may get yourself ready for a future in the fast-growing Electronics field.

Whether you prepare at home or in our well-equipped Chicago or Toronto Laboratories, you get sound, basic training in both principles and practice. At home, you use educational movies. You build actual circuits and test equipment. You read simple directions, follow clear illustrations. When you finish, you are prepared to step into a good job in an excitingly different field. You may even start a service shop of your own. Mail coupon for free facts today.

Live-Wire Employment Service



Puts you in touch with job opportunities — or helps you toward a better position in the plant where you are now employed.

Draft Age?

We have valuable information for every man of draft age; so if you are subject to military service, be sure to check the coupon.

SAMPLE BOOKLET

We'll give you a free copy of an interesting booklet, "Electronics in Space Travel." See for yourself how you may take advantage of the opportunities in this fast-growing field.

FREE!



Electronics in
SPACE TRAVEL

**A GUIDE
to a
BETTER JOB,
A BRIGHTER
FUTURE**

Electronics

Radar

Guided
Missiles

Television

Micro-Waves

Communications

Radio

Industrial
Electronics

Computers

Automation
Electronics

Remote Control
Systems

Broadcasting

Your Own
Service Shop



MAIL TODAY FOR FREE FACTS

"One of North America's Foremost Electronics Training Centers"



Accredited Member
of National
Home Study Council

DeVRY TECHNICAL INSTITUTE

CHICAGO 41, ILLINOIS

DeVry Technical Institute

4141 Belmont Ave., Chicago 41, Ill., Dept. E3-12-Q.

Please give me your FREE booklet, "Electronics in Space Travel," and tell me how I may prepare to enter one or more branches of Electronics.

NAME _____ AGE _____

Please Print

APT. _____

STREET _____

CITY _____ ZONE _____ STATE _____

Check here if subject to military training.

1080 DeVry Tech's Canadian Training Center is located at
970 Lawrence Ave. West, Toronto, Ont.

SKIPPED ME AGAIN!

POOR BURT! HE MISSED OUT ON THAT PROMOTION AGAIN!



I WAS DETERMINED TO MAKE GOOD IN MY JOB...BUT DETERMINATION, I FOUND, WAS NOT ENOUGH!

I HAD PLENTY OF EXPERIENCE. AND THE BOSS SEEMED TO LIKE ME. I LACKED JUST ONE THING—TRAINING!



SORRY, BURT! I KNOW YOU'VE WORKED HERE LONGER. BUT TED HAS THE SPECIAL TRAINING WE NEED. YOUR CHANCE WILL COME ...SOMEDAY!

I. C. S. IS THE OLDEST AND LARGEST CORRESPONDENCE SCHOOL IN THE WORLD. 256 COURSES. PERSONALIZED INSTRUCTION. CAREER GUIDANCE. EASY-PAY PLAN. DIPLOMA TO GRADUATES.

SIX MONTHS LATER... I.C.S. SENT MY BOSS REGULAR REPORTS OF MY PROGRESS. THEN ONE MORNING...

BURT, I'VE JUST MADE YOU THE ASSISTANT MANAGER OF YOUR DIVISION...AT \$15 MORE A WEEK. AND THE WAY YOU'RE GOING NOW, THIS IS JUST THE BEGINNING.



GOSH! THANKS MR. TAYLOR!

I GOT IT, HONEY! I GOT THE PROMOTION! OUR MONEY WORRIES ARE OVER! TODAY'S OUR LUCKY DAY!

TODAY AND THE DAY YOU MAILED THAT I.C.S. COUPON!



WHY NOT MAKE THIS YOUR LUCKY DAY? LET I.C.S. PUT YOU ON THE ROAD TO MORE PAY, RAPID ADVANCEMENT, REAL JOB SECURITY. HERE'S THE FAMOUS COUPON. MAIL IT NOW!

I WAS TIRED OF WAITING FOR "SOMEDAY."
I MADE UP MY MIND TO ACT! I'D GET THE
TRAINING I NEEDED... SOMEHOW!
JANE HAD A SUGGESTION...

I CAN'T QUIT MY
JOB AND GO BACK TO
SCHOOL! AND I SURE
DON'T WANT THAT
NIGHT CLASS
ROUTINE IN
THE CITY!


WHY NOT STUDY
AT HOME?...THE
WAY DAD DID...
WITH I.C.S.



JANE SHOWED ME AN I.C.S.
ADVERTISEMENT IN A POPULAR
MAGAZINE. THERE WAS THE
FAMOUS COUPON, AND THERE WAS
EXACTLY THE COURSE I WANTED..

SAY, THEY'LL SEND ME
A CAREER KIT FREE...
THREE BIG SUCCESS
BOOKS.

DAD SAYS
HE NEVER
WOULD
HAVE BEEN
MANAGER IF IT
WEREN'T
FOR I.C.S.



FREE!

I. C. S. CAREER KIT CONSISTING OF...

- 1 "HOW TO SUCCEED"
32-PAGE GOLD MINE
- 2 CAREER CATALOG...
OPPORTUNITIES IN YOUR
FIELD.
- 3 SAMPLE LESSON (MATH)
SHOWS I.C.S. METHOD.

For Real Job Security - Get an I. C. S. Diploma! I. C. S., Scranton 15, Penna. Accredited Member, National Home Study Council

INTERNATIONAL CORRESPONDENCE SCHOOLS



BOX 90574L, SCRANTON 15, PENNA.

(In Hawaii, reply P.O. Box 418, Honolulu)

(Partial list of courses)

Without cost or obligation, send me "HOW TO SUCCEED" and the opportunity booklet about the field BEFORE which I have marked X (plus sample lesson):

ARCHITECTURE and BUILDING CONSTRUCTION

- Air Conditioning
- Architecture
- Arch. Drawing and Designing
- Building Contractor
- Building Estimator
- Carpenter Builder
- Carpentry and Millwork
- Heating
- Painting Contractor
- Plumbing
- Reading Arch. Blueprints

ART

- Commercial Art
- Magazine Illus.
- Sign Painting and Design'g
- Sketching and Painting

AUTOMOTIVE

- Automobile
- Auto Body Rebuilding and Refinishing
- Auto Engine Tuneup
- Auto Electrical Technician
- Diesel Engines

AVIATION

- Aero-Engineering Technology
- Aviation Engine Mech.
- Reading Aircraft Blueprints

BUSINESS

- Accounting
- Advertising
- Bookkeeping and Cost
- Accounting
- Business Administration
- Business Management
- Clerk Typist
- Creative Salesmanship
- Managing a Small Business
- Professional Secretary
- Public Accounting
- Purchasing Agent
- Real Estate Salesmanship
- Salesmanship
- Salesmanship and Management
- Traffic Management

CHEMICAL

- Analytical Chemistry
- Chemical Engineering
- Chem. Lab. Technician
- General Chemistry

- Oil Field Technology
- Pulp and Paper Making

CIVIL ENGINEERING

- Civil Engineering
- Construction Engineering
- Highway Engineering
- Professional Engineer (Civil)
- Reading Struc. Blueprints
- Sanitary Engineer
- Sewage Plant Operator
- Structural Engineering
- Surveying and Mapping
- Water Works Operator

DRAFTING

- Aircraft Drafting
- Architectural Drafting
- Drafting & Machine Design
- Electrical Drafting
- Electrical Engineer Drafting
- Industrial Piping Drafting
- Mechanical Drafting
- Sheet Metal Drafting

ELECTRICAL

- Electrical Appliance Servicing
- Electrical Engineering

- Electric Motor Repairman
- Elec. Engr. Technician
- Elec. Light and Power
- Practical Electrician
- Practical Lineman
- Professional Engineer

HIGH SCHOOL

- Good English
- High School Diploma
- High School General
- H. S. Collese Prep. (Eng'g & Science)
- High School Math
- High School Science
- Short Story Writing

LEADERSHIP

- Industrial Foremanship
- Industrial Supervision
- Personnel-Labor Relations
- Supervision

MECHANICAL and SHOP

- Diesel Engines
- Gas-Elec. Welding
- Heating and Air Conditioning
- Industrial Engineering
- Industrial Instrumentation

- Industrial Safety
- Machine Shop Practice
- Mechanical Engineering
- Plumbing and Heating
- Professional Engineer
- Quality Control
- Reading Shop Blueprints
- Refrigeration and Air Conditioning
- Tool Design
- Tool Making

RADIO, TELEVISION

- General Electronics Tech.
- Industrial Electronics
- Practical Radio-TV Eng'g
- Radio-TV Servicing
- TV Technician

RAILROAD

- General Railroad

STEAM and DIESEL POWER

- Combustion Engineering
- Power Plant Engineer
- Stationary Diesel Engr.
- Stationary Steam Engines

TEXTILE

- General

Name _____ Age _____ Home Address _____
 City _____ Zone _____ State _____ Working Hours _____ A.M. to P.M. _____
 Occupation _____

Canadian residents send coupon to International Correspondence Schools, Canadian, Ltd., Montreal, Canada. . . . Special low monthly tuition rates to members of the U. S. Armed Forces.

...electronics in the news



SPEECH SCRAMBLER FOR YOUR PHONE... wiretappers, extension eavesdroppers will be thwarted by this invention, designed to be used with ordinary telephone handsets...no direct connection needed. It turns speech into gibberish which an identical unit at the other end of the telephone line "unscrambles." Scramblers are sold only in matched pairs or sets that "understand" only each other's noises...units from other pairs won't work. Even a "bug microphone" hidden in the telephone mouthpiece is helpless, since the mouthpiece "hears" only the output of the scrambler....This device should become a

"must" with businessmen and lawyers, and of course lovers and perhaps certain criminals. For the citizen, it is the first effective countermeasure we have seen against possible encroachment by "Big Brother," who may be watching you, all right, but would have trouble hearing you...."Delcon Security Telephone" was developed and is manufactured by The Delcon Corporation, 943 Industrial Avenue, Palo Alto, California. Price: \$219. It is self-contained and battery powered....

.....

"SIGNALS" FROM SATURN...Michigan University scientists report the first conclusive reception of radio noise from the yellow planet, using an 85-foot radiotelescope and ruby maser amplifier. Temperature, density of Saturn's famous rings will be studied....

.....

ATOMIC POWER PACKAGE...developed by General Electric, this compact, lightweight nuclear energy source generates up to 30 kilowatts thermoelectrically: by direct conversion of heat into electricity. It has no moving parts. 30 kw is the equivalent of 40 horsepower: the little atomic powerhouse compares more than favorably with small car engines and other familiar compact power sources. "Modular" design may permit capacities up to 300 kw....Designed for use in satellites and manned space vehicles, it may eventually find ground jobs, too, though such are uneconomical now....The girl's name, fellows, is Toni Wahlen; that's all we know....



AT LAST!

RADIO-TV and ELECTRONICS TRAINING

... AT A PRICE YOU CAN AFFORD!



***21 INCH**
Receiver Kit Included

Yes, this great course costs far less than any training of its kind given by other major schools! Radio-Television Training School will train you for a good job in Television or Industrial Electronics — **AT HOME IN YOUR SPARE TIME.**

Think of It—a complete training program including over 120 lessons, Fourteen Big Radio-Television Kits, Complete Color-TV Instruction, Unlimited Consultation Service . . . **ALL at a really big saving to you.** How can we do this? Write to us today . . . and find out!

And what's more — you can (if you wish)

OPEN YOUR OWN RTS-APPROVED AND FINANCED RADIO-TV SERVICE SHOP

We Want Many More Shops This Year

This 38 year old training organization — called RTS, that's Radio-Television Training School — wants to establish a string of Radio-TV Repair Shops in principal cities throughout the U. S. So far, a great many such shops are **NOW IN BUSINESS AND PROSPERING.** We are helping and training ambitious men to become future owners and operators of these shops in all areas.

FOR UNSKILLED INEXPERIENCED MEN ONLY — WE TRAIN YOU OUR WAY!

We must insist that the men we sign up be trained in Radio-TV Repair, Merchandising and Sales by our training methods—because **WE KNOW** the requirements of the industry. Therefore, we will **TRAIN YOU . . .** we will show you how to earn **EXTRA CASH**, during the first month or two of your training period. **YOU KEEP YOUR PRESENT JOB.** TRAINING TAKES PLACE IN YOUR OWN HOME, IN YOUR SPARE TIME!



Get your free book on the FAMOUS RTS BUSINESS PLAN find out how you can open A REPAIR SHOP OF YOUR OWN

We supply and finance your equipment

When you are ready and qualified to operate one of our RTS-Approved TV Repair Shops **WE WILL SUPPLY AND FINANCE EVERY BIT OF EQUIPMENT YOU NEED TO GET STARTED** plus an inventory of parts and supplies. In other words we will stake you . . . **AN OFFER NEVER MADE BEFORE BY ANY TRAINING ORGANIZATION.** Under the RTS Business Plan you receive:

1. An electric sign for the shop front.
2. Complete laboratory of test equipment.
3. Letterheads, calling cards, repair tickets, etc.
4. Basic inventory of tubes, parts, supplies.
5. Complete advertising and promotional material.
6. Plans for shop arrangement.
7. Instructions on how to go into business.
8. Continuous consultation and help.
9. The right to use RTS Seal of Approval, and the RTS Credo.
10. The right to use the Famous Trade Mark.

you build these and other units



*tubes excluded

RADIO-TELEVISION TRAINING SCHOOL

815 EAST ROSECRANS AVENUE
LOS ANGELES 59, CALIFORNIA

Est. 1922



ACT NOW!

CUT OUT AND MAIL — TODAY!

RADIO-TELEVISION TRAINING SCHOOL
815 EAST ROSECRANS AVE Dept. EI-120
LOS ANGELES 59 CALIFORNIA

SEND ME FREE — all of these big opportunity books — "Good Jobs in TV-Electronics," "A Repair Shop of Your Own," and "Sample Lesson." I am interested in:

- Radio-Television Industrial Electronics (Automation)

Name _____ Age _____

Address _____

City & State _____
301

Mail This Coupon Now—No Salesman Will Call



RTS' Membership in The Association of Home Study Schools is your assurance of Reliability, Integrity, and Quality of Training.



see the exciting **1961**

knight-kits®

A PRODUCT OF ALLIED RADIO


in this value-packed **ALLIED** catalog

free

444 pages
most complete

send for it!

use coupon
on next page



**70-Watt
Super-Power
Stereo!**

DELUXE 70-WATT STEREO AMPLIFIER

Super-power to drive any of today's speakers; the ultimate in control flexibility and functions. 83 YU 934 **\$119.95** only **\$5** down

see many more great **HI-FI KITS**

Stereo Preamp	18-Watt Amplifier
60-Watt Stereo Amplifier	12-Watt Amplifier
Stereo Control	FM Tuner
25-Watt Amplifier	Speaker Systems



ALL-BAND SUPERMET RECEIVER

Covers 540 kc to 36 mc, plus 6 meters; general coverage tuning and calibrated Amateur bandspread tuning. 83 YU 935 **\$67.50** only **\$5** down

see many other **HOBBYIST KITS**

"Space Spanner"® Receiver	Transistor Radios
"Ocean Hopper" Radio	Intercom Systems
Radio-Intercom	Electronic Lab Kits
Clock-Radio	Photoelectric System

knight-kits—Best by Design

FUN TO BUILD Building it yourself is always satisfying fun—it's fun at its best when you build Knight-Kits—they're so beautifully engineered, so much easier, more pleasurable to work with...

YOU SAVE You save substantially because you buy direct from Allied at our money-saving big-volume-production prices—and because you do the easy building yourself...

YOU OWN THE BEST You'll be glad you built a Knight-Kit, because you'll own and enjoy with pride a true custom-built product, professionally engineered and styled—designed for superior performance...

EASIEST TO BUY only **\$2** down on orders up to \$50; \$5 down up to \$200; \$10 down over \$200—up to twenty-four months to pay...

exclusive knight-kit

MONEY BACK GUARANTEE

Every Knight-Kit is unconditionally guaranteed to meet our published specifications for performance or your purchase price is refunded in full.

Your Satisfaction is Guaranteed

*Buy Any Knight-Kit!
... Build and Use It!
It Must Perform
Exactly as Claimed!*



BEST VTVM VALUE

High sensitivity general-purpose VTVM; 11 meg input resistance; balanced-bridge circuit; 4½" meter. 83 Y 125 **\$25.75**

only **\$2** down



only **\$2** down

From original concept to final design, each Knight-Kit is produced by and comes directly to you from ALLIED

sold exclusively by

ALLIED

knight-kits: best in build-your-own electronic equipment



STEREO TAPE RECORD/PLAY PREAMP

Professional quality; permits tape monitoring, sound-on-sound and echo effect; use with any tape transport. 83 YX 929 (less case) \$79.95

only \$5 down



DELUXE 40-WATT STEREO AMPLIFIER

Full frequency center channel. Finest amplifier available anywhere in this price range. 83 YU 774 \$76.95

only \$5 down



SUPER-VALUE STEREO HI-FI AMPLIFIER

20-Watt Stereo Hi-Fi Amplifier, with special clutch-type dual-concentric level control; biggest bargain in Stereo hi-fi. 83 YX 927 \$39.95

Only \$39.95 For Full 20 Watts Stereo!

only \$2 down

DELUXE FM-AM STEREO HI-FI TUNER

Dynamic Sideband Regulation, variable AFC, "Magic Eye" slide-tuning, multiplex add-in. 83 YU 731 \$87.50

only \$5 down



SUPERHET CITIZENS BAND TRANSCEIVER

Dual-conversion receiver for highest sensitivity and selectivity; 2-channel crystal-controlled 5-watt transmitter. 83 YX 712-2 \$79.95

only \$5 down



TOP VALUE CITIZENS BAND TRANSCEIVER

Lowest-priced complete Citizens Band Transceiver. Tunable 22-channel super-regenerative receiver; 5-watt transmitter. 83 Y 713-2 \$39.95

only \$2 down

\$39.95 For This Citizen's Band Transceiver



FM-AM HI-FI TUNER BUY

Outstanding FM-AM Hi-Fi Tuner; with AFC and tuned RF stage on FM; includes multiplex jack. 83 YX 928. \$49.95

only \$2 down

SENSATIONAL 4-BAND "SPANMASTER" RECEIVER

For thrilling world-wide reception; exciting Short-wave and Broadcast; band-switching, 540 KC to 80 MC. With cabinet. 83 YX 258 \$25.95



only \$2 down



32-WATT STEREO AMPLIFIER VALUE

Money-saving 32-Watt Stereo Hi-Fi Amplifier; high power at low cost; full frequency center channel. 83 YU 933. \$59.95

only \$5 down



only \$2 down

"600" TUBE CHECKER

Checks over 700 types; illuminated roll-chart; obsolescence-proof design. 83 YX 143 \$32.95

RF SIGNAL GENERATOR

Output to 112 mc on fundamentals; 400-cycle modulation. 83 Y 145 \$19.75

full selection of INSTRUMENT KITS

- 5" Oscilloscopes
 - AC VTVM
 - Tube Checkers
 - Signal Tracer
 - Audio Generator
 - Sweep Generator
 - Battery Eliminator
 - Capacity Checker
 - Transistor Checker
 - R/C Tester,
- plus many others

Knight-Kits are available in Canada

Pioneer in electronic kit development



free

SEND FOR THE 444-PAGE 1961 ALLIED CATALOG

Write today for the world's biggest electronics catalog, featuring the complete KNIGHT-KIT line. See the big news in quality electronic kits—save on everything in Electronics. Send for your FREE copy.

send for it today!

ALLIED RADIO, Dept. 164-M
100 N. Western Ave., Chicago 80, Ill.

Send FREE 1961 ALLIED Catalog

Name _____

Address _____

City _____ Zone _____ State _____

RADIO

BUILD YOUR OWN

LOW COST! TOP QUALITY!

PORTABLE RADIOS

SAVE UP TO 50%




VEST POCKET* 3 TRANSISTOR & DIODE RADIO KIT

Small in size... yet a real powerhouse! World famous LOOPSTICK assures maximum reception everywhere! All parts included.

- No antenna or ground needed
- Hi "Q" flat Loopstick
- Gold-plated printed circuit board
- Easy to build—illustrated instructions.
- Personal Hi-Fi earphone included

*WINNER OF DAN-MAR AWARD FOR FUTURISTIC STYLING.



"The Partner" 4 TRANSISTOR & DIODE RADIO KIT

EASY TO BUILD, even for a beginner! Take it with you anywhere... your real "Partner." Don't miss ball games, news, your favorite programs... Comes COMPLETE with all parts, and simple, illustrated instructions.

- Pre-punched, gold-plated printed circuit board
- Newest transistors & diode
- Exclusive Flat Transistor Loopstick for unsurpassed sensitivity and power
- EarPhone jack
- Newest Circuitry
- Low Battery consumption

- Powerful 2 1/2" loudspeaker
- Compact portable case 2-15/16" x 5 3/4" x 1 1/2"

FREE BONUS: Miniature Earphone for private listening.

MODEL TR-444 Grey & Gold \$17.95 net
TR-444B Black & Gold
TR-444M Maroon & Gold



TWIN TRANSISTOR & DIODE RADIO KIT

TAKES ONLY A SCREWDRIVER to build this sensational top quality kit! No soldering required... just a minimum of experience. Its latest electronic advances and quality parts assure outstanding performance and maximum enjoyment for years to come.

- Pre-punched chassis board
- Genuine Loopstick for extra power
- Precision tuning capacitor
- Advanced circuitry
- Portable, gold-trimmed plastic case
- Complete with battery and headphone
- Complete with simple, illustrated instructions

MODEL \$7.49 net
TNT

NOW...GET STARTED IN ELECTRONICS!

NEW! ELECTRONICS LAB

Model LAB-18 Net \$11.95



LEARN AND HAVE FUN experimenting with 18 fascinating subjects as SOLAR ENERGY, SPACE COMMUNICATION, RADIOS, TRANSISTORS, OSCILLATORS. Only a screwdriver needed—safe, no soldering. Kit comes complete with simple picture instructions ideal even for a beginner. Makes a wonderful gift for anyone! Write for free catalog and name of local radio parts distributor.

SupereX successor to Grayburne & Radford Pl., Yonkers, N.Y.

...News



Covering the 80 through 6 meter bands, Lafayette's "Voyager" Model HE-25 transmitter is rated at 120 watts CW input (85 watts CW on 6m) and 70 watts phone input on all bands. Final operates "straight-through" on all bands. Single knob bandswitching, oscillator-buffer cathode keying, socket for external VFO. TVI suppressed. \$109.50. Lafayette Radio, 165-08 Liberty Avenue, Jamaica 33, N. Y.

Village inventors, where are you? The space and missile race has produced highly useful "measures" and "counter-measures" by wild combinations of devices and techniques that would have been called "crazily impractical" a few years ago. We have a need, for instance, to detect unannounced satellites, as soon as possible after launching. Now Electro-Optical Systems, Inc., is working on a project for the Air Force which involves an all-sky telescope (spherical mirror, correction plates, etc.) carried about twenty miles up by balloon. What the telescope sees will be radioed to ground. This brings in a new form of television as well as telemetering. It is expected to detect unannounced satellites moments after launching, and start collecting tracking data on them at once. Thus a warminded nation would not be able to place nuclear bomb satellites in secret orbits. The world would know, and could apply sanctions and counter-measures. Watch for fuller details in an early issue of *Electronics Illustrated*.

Do you WISH you were EMPLOYED in ELECTRONICS?

F.C.C. LICENSE—THE KEY TO BETTER JOBS

An F.C.C. commercial (not amateur) license is your ticket to higher pay and more interesting employment. This license is Federal Government evidence of your qualifications in electronics. Employers are eager to hire licensed technicians.

WHICH LICENSE FOR WHICH JOB?

The THIRD CLASS radiotelephone license is of value primarily in that it qualifies you to take the second class examination. The scope of authority covered by a third class license is extremely limited.

The SECOND CLASS radiotelephone license qualifies you to install, maintain and operate most all radiotelephone equipment except commercial broadcast station equipment.

The FIRST CLASS radio telephone license qualifies you to install, maintain and operate every type of radiotelephone equipment (except amateur) including all radio and television stations in the United States, its territories and possessions. This is the highest class of radiotelephone license available.

GRANTHAM TRAINING PREPARES YOU

The Grantham course covers the required subject matter completely. Even though it is planned primarily to lead directly to a first class FCC license, it does this by TEACHING you electronics. Some of the subjects covered in detail are: Basic Electricity for Beginners, Basic Mathematics, Ohm's and Kirchhoff's Laws, Alternating Current, Frequency and Wavelength, Inductance, Capacitance, Impedance, Resonance, Vacuum Tubes, Transistors, Basic Principles of Amplification, Classes of Amplifiers, Oscillators, Power Supplies, AM Transmitters and Receivers, FM Transmitters and Receivers, Antennas and Transmission Lines, Measuring Instruments, FCC Rules and Regulations, and extensive theory and mathematical calculations associated with all the above subjects explained simply and in detail.

OUR GUARANTEE

If you should fail the F. C. C. exam after finishing our course, we guarantee to give additional training at NO ADDITIONAL COST. Read details in our free booklet.

Get
Your First Class Commercial


F.C.C. LICENSE QUICKLY!

Learn by Correspondence or in Resident Classes

Grantham training is offered by correspondence or in resident classes. Either way, we train you quickly and thoroughly---teach you a great deal of electronics and prepare you to pass the F.C.C. examination for a first class license. Get details now. Mail coupon below.

This booklet
FREE!

This free booklet gives details of our training and explains what an F.C.C. license can do for your future. Send for your copy today.



To get ahead in electronics—first, you need the proper training; then, you need “proof” of your knowledge. Your first class commercial F.C.C. license is a “diploma” in communications electronics, awarded by the U.S. Government when you pass certain examinations. This diploma is recognized by employers. Grantham School of Electronics specializes in preparing you to earn this diploma.

Grantham training is offered in resident classes or by correspondence. Our free booklet gives complete details. If you are interested in preparing for your F. C. C. license, mail the coupon below to the School's home office at 1505 N. Western Ave., Hollywood 27, California—the address given in the coupon—and our free booklet will be mailed to you promptly. No charge—no obligation.

Grantham School of Electronics

HOLLYWOOD
CALIF.

SEATTLE
WASH.

KANSAS CITY
MO.

WASHINGTON
D. C.

RESIDENT CLASSES
HELD IN FOUR CITIES

If you are interested in attending day or evening classes mail the coupon for free information to our home office in Hollywood, Calif.



(Mail in envelope or paste on postal card)

TO: GRANTHAM SCHOOL OF ELECTRONICS
1505 N. Western Ave., Hollywood, Calif.

Gentlemen:

Please send me your free booklet telling how I can get my commercial F.C.C. license quickly. I understand there is no obligation and no salesman will call.

Name _____ Age _____

Address _____

City _____ State _____

I am interested in: Home Study, Seattle classes
 Hollywood classes, Kansas City classes, Washington classes


DB-T

MAIL COUPON NOW—NO SALESMAN WILL CALL



Remember!...

EMC GUARANTEE
is that each
instrument is by far
the **BEST VALUE**
obtainable in
wired or kit form!



EMC Model — 211 Tube Tester — The smallest, lowest priced, domestic made tube tester on the market. It is completely flexible and obsolescent proof. It checks each section of multi-purpose tubes separately, checks all octal, octal, 9 prong and miniature tubes for shorts, leakages, opens, intermittents as well as for quality. Quality is indicated directly on a two color meter dial using the standard emission test. Comes complete with instructions and tube charts in ring bound manual. Size 6 3/4" x 5 1/4" x 2 1/4" deep. Shipping weight: 3 lbs.
Wired \$22.90 Kit \$14.90
CRT Picture Tube Adapter \$ 4.50



LMC Model 109 — Voltmeter — Features 20,000 OHMS volts DC sensitivity and 10,000 OHMS per volt AC sensitivity. Uses a 4 1/2, 40 microampere meter, with 3 AC current ranges, and 3 resistance ranges to 20 megohms. 5 DC and AC voltage ranges to 3000 volts and 3 DC current ranges; also 5 DB range.
Model 109 — With carrying strap, Weight 2 lbs. 5 ozs.: Size: 5 1/4" x 6 3/4" x 2 7/8"..... \$26.95
Model 109K — Kit Form 19.25
Model HVT — 30,000 Volt Probe for Model 109 7.95

Yes, tell me more, send me **FREE** a detailed catalog of the Complete EMC Line. EL-11

NAME
STREET
CITY STATE.....

EMC Electronic Measurements Corp.
625 B'way, New York 12, N. Y.
Ex. Dept., Pan-Mar Corp., 1270 B'way, New York 1, N. Y.

...News



Home Interphone, a telephone system which also permits communication from room to room, door answering from any phone, baby sitting and hands free talking, will be made available by the Bell Telephone System early in 1961. The new telephones will be equipped with a small speaker which can be positioned near the phone. To use the phone as an intercom, merely press a small button on the phone after the receiver has been lifted off its cradle. For door answering, the speaker is installed outside the door and callers may be questioned by using any phone. An initial charge for installation, and monthly service charges will be made.

Homewood Industries has announced their Model 7 speaker enclosure designed to accommodate any 2 or 3 way speaker system or an extended range single speaker. It is sold complete assembled in unfinished wood with acoustic damping material installed. Dimensions are 29" high, 28" wide and 16" deep. Enclosure has adjustable port. \$33.95 from 26 Court Street, Brooklyn, New York.

General Electric is now manufacturing two germanium tunnel diodes designed for use as circuit reference elements. The diodes, priced at \$5.50 and \$6.00 are designed to switch at specific current levels and are ultra stable over their entire temperature range.

LEARN *Electronics* FAST and RIGHT!

... at sensible prices!



1



The most important training of all!

COMPLETE BASIC ELECTRONIC TRAINING

... written so you can really understand it!

LEARN STEP BY STEP!

These two big, down-to-earth manuals help you train for a well paid career in ANY phase of Television-Radio, communications, hi-fi, industrial electronics, etc.—at only a small fraction of what you might expect to pay for such clear, complete training.

First, the 396-page **BASIC ELECTRICITY** Manual gives you a full working knowledge of the electrical theories, principles, components, instruments, measurements, etc. on which all Electronics is based. Then, the 389-page **BASIC ELECTRONICS** Manual teaches you just how these are applied in modern electronics.

Set-up diagrams, practical problem solutions, and over 700 pictures in the two manuals help make everything perfectly clear. Complicated electronic devices are vastly simplified by dividing them into 3 easily understandable groups. Nothing is omitted or condensed. Backed with this basic training you'll read technical articles, deal with circuits or equipment, and approach technical problems with a firm background of understanding. You'll be equipped with the **COMPLETE** basic training for many sorts of electrical-electronic specialization! 10-day Money-Back Guarantee. Either book \$6.25 separately or get both for only \$11.00!

NOTE: All 4 books are widely used in vocational schools and colleges — because of their remarkable completeness and clarity. They give you

the training you need — at far less than the price you'd pay if this same material were written in "lesson" form and sent to you as a "course."

Complete training to help you REPAIR ANY TV or RADIO EVER MADE!

Let these two famous manuals teach you to handle all types of AM, FM, and TV service jobs by approved professional methods! Almost 1500 pages and over 800 clear pictures explain EVERY troubleshooting and repair procedure. No involved theory! You get straight-from-the-shoulder training that teaches you to do the best work in the shortest time. Each book is co-authored by A. A. Ghirardi whose electronic training guides have for 25 years, been more widely used for military, school and home study training than any others of their type.



2

Complete training for better TV-Radio service!

RADIO & TV RECEIVER CIRCUITRY & OPERATION—This 669-page manual helps you repair TV's, radios and other electronic equipment easier, faster and better by familiarizing you fully with their circuits and how and why each one functions. First it gives you a complete understanding of modern circuits. Then it shows what troubles to look for and how to eliminate useless testing and guesswork in servicing them. It's the kind of training that fits you for the best-paid jobs! Price \$9.00 separately.

RADIO & TV RECEIVER TROUBLESHOOTING & REPAIR—This giant 822-page guide to professional methods with its 417 clear illustrations is a complete, clearly understandable course in locating all kinds of TV and radio troubles fast and fixing them right. Ideal for beginners. Helps experienced servicemen develop better methods and shortcuts or find fast answers to problems. Covers troubleshooting of all types. Step-by-step charts demonstrate what to look for and where. Big TV section covers all types of TV problems. Price \$10.00 separately.

SAVE \$2.00! Buy both of these giant books for only \$17.00. See coupon.

10-DAY FREE EXAMINATION


Dept. PR-120, Technical Division
Holt, Rinehart & Winston, Inc.,
383 Madison Ave., New York 17, N. Y.

Send following training manuals for 10-day FREE EXAMINATION. After 10 days, I will either remit price indicated (plus postage) or return books to you prepaid and owe nothing.

- BASIC ELECTRICITY**, Price \$6.25
- BASIC ELECTRONICS**, Price \$6.25
- MONEY-SAVING COMBINATION (1)**—Both of above Basic Training Books, \$11.00 for the two. (You save \$1.50)
- Radio & TV CIRCUITRY AND OPERATION**, (\$9.00)
- Radio & TV TROUBLESHOOTING & REPAIR** (\$10.00)
- MONEY-SAVING COMBINATION (2)**—Both of above Service Training Manuals for only \$17.00—you save \$2.00!

SAVE: Send money with order and we pay postage. Same 10-day return privilege with money promptly refunded.

Name _____
Address _____
City, Zone, State _____
OUTSIDE U.S.A.—Add 50c to price of each book. Cash with order but 10-day return privilege with money refunded.



A team of scientists and engineers at the Aeronutronic Division of Ford Motor Company, Newport Beach, Calif., concerned with the development of a three-man orbiting space vehicle, has

designed a stiffened cylindrical shell with double walls for the "ship's" primary structure. The "skins" could act as shields against solar and cosmic radiation. About 7x15 feet, the cylinder would be internally compartmented, so that a section punctured by a meteorite could be sealed off. One compartment would be a "storm cellar" completely shielded from radiation. Shells could be used to make up complex satellites, winged ships.



Jerrold has announced an addition to its line of mast-mounted "De-Snowder" preamplifiers—the DSA-202. This unit comes complete with a remote power-supply which eliminates the hazard of running 110-volt AC power up to the preamplifier location. The all-band preamplifier is said to provide high quality reception of both TV and FM to fringe area homes. Complete information available from Jerrold, 15th and Lehigh Avenue, Philadelphia, Pennsylvania. Price is \$79.95.

SYSTEMATED

the changer designed with the system in mind

SYSTEMATED... a new concept in stereo record changers! World-famous Italian craftsmen have designed the LESA CD2/21 to make it compatible with any amplifier, cartridge and speaker. Whether your budget is high, low or in the middle — select the CD2/21 — you'll find it a perfect mate for the rest of your system. \$44.50 (Slightly higher in the west).

ELECTROPHONO & PARTS CORP., 530 Canal Street, New York 13, New York



LESA
CD2/21

Imported by Lesa of America, 11 W. 42nd St., New York, N. Y.

BIG 20 RADIO

Reg. U.S.
Pat. Off.

CIRCUITS AT HOME with the New PROGRESSIVE RADIO "EDU-KIT"®

only
\$26.95



A Practical Home Radio Course

Now Includes

- ★ 12 RECEIVERS
- ★ 3 TRANSMITTERS
- ★ SQ. WAVE GENERATOR
- ★ SIGNAL TRACER
- ★ AMPLIFIER
- ★ SIGNAL INJECTOR
- ★ CODE OSCILLATOR

- ★ No Knowledge of Radio Necessary
- ★ No Additional Parts or Tools Needed
- ★ EXCELLENT BACKGROUND FOR TV
- ★ School Inquiries Invited
- ★ Sold in 79 Countries

YOU DON'T HAVE TO SPEND HUNDREDS OF DOLLARS FOR A RADIO COURSE

The "Edu-Kit" offers you an outstanding PRACTICAL HOME RADIO COURSE at a rock-bottom price. Our Kit is designed to train Radio & Electronics Technicians, making use of the most modern methods of home training. You will learn radio theory, construction practice and servicing. THIS IS A COMPLETE RADIO COURSE IN EVERY DETAIL. You will learn how to build radios, using regular schematics; how to wire and solder in a professional manner; how to service radios. You will work with the standard type of punched metal chassis as well as the latest development of Printed Circuit chassis.

You will learn the basic principles of radio. You will construct, study and work with RF and AF amplifiers and oscillators, detectors, rectifiers, last equipment. You will learn and practice code, using the Progressive Code Oscillator. You will learn and practice trouble-shooting, using the Progressive Signal Tracer, Progressive Signal Injector, Progressive Dynamic Radio & Electronics Tester, Square Wave Generator and the accompanying instructional material.

You will receive training for the Novice, Technician and General Classes of F.C.C. Radio Amateur Licenses. You will build 20 Receiver, Transmitter, Square Wave Generator, Code Oscillator, Signal Tracer and Signal Injector circuits, and learn how to operate them. You will receive an excellent background for television, Hi-Fi and Electronics.

Absolutely no previous knowledge of radio or science is required. The "Edu-Kit" is the product of many years of teaching and engineering experience. The "Edu-Kit" will provide you with a basic education in Electronics and Radio, worth many times the complete price of \$26.95. The Signal Tracer alone is worth more than the price of the entire Kit.

THE KIT FOR EVERYONE

You do not need the slightest background in radio or science. Whether you are interested in Radio & Electronics because you want an interesting hobby, a well paying business or a job with a future, you will find the "Edu-Kit" a worth-while investment. Many thousands of individuals of all

ages and backgrounds have successfully used the "Edu-Kit" in more than 79 countries of the world. The "Edu-Kit" has been carefully designed, step by step, so that you cannot make a mistake. The "Edu-Kit" allows you to teach yourself at your own rate. No instructor is necessary.

PROGRESSIVE TEACHING METHOD

The Progressive Radio "Edu-Kit" is the foremost educational radio kit in the world, and is universally accepted as the standard in the field of electronics training. The "Edu-Kit" uses the modern educational principle of "Learn by Doing." Therefore you construct, learn schematics, study theory, practice trouble-shooting—all in a closely integrated program designed to provide an easily-learned, thorough and interesting background in radio.

You begin by examining the various radio parts of the "Edu-Kit." You then learn the function, theory and wiring of these parts. Then you build a simple radio. With this first set you will enjoy listening to regular broadcast stations, learn theory, practice testing and trouble-shooting. Then you build a more advanced radio, learn more advanced theory and techniques. Gradually, in a progressive manner, and at your own rate, you will find yourself constructing more advanced multi-tube radio circuits, and doing work like a professional Radio Technician.

Included in the "Edu-Kit" course are twenty Receiver, Transmitter, Code Oscillator, Signal Tracer, Square Wave Generator and Signal Injector circuits. These are not unprofessional "breadboard" experiments, but genuine radio circuits, constructed by means of professional wiring and metal chassis, plus the new method of radio construction known as "Printed Circuitry." These circuits operate on your regular AC or DC house current.

THE "EDU-KIT" IS COMPLETE

You will receive all parts and instructions necessary to build 20 different radio and electronics circuits, each guaranteed to operate. Our Kits contain tubes, tube sockets, variable, electrolytic, mica, ceramic and paper dielectric condensers, resistors, tie strips, coils, hardware, tubing, punched metal chassis, Instruction Manuals, hook-up wire, solder, selenium rectifiers, volume controls and switches, etc.

In addition, you receive Printed Circuit materials, including Printed Circuit chassis, special tube sockets, hardware and instructions. You also receive a useful set of tools, a professional electric soldering iron, and a self-powered Dynamic Radio and Electronics Tester. The "Edu-Kit" also includes Code Instructions, Progressive Code Oscillator, in addition to a Q.C.-type Questions and Answers for Radio Amateur License training. You will also receive lessons for servicing with the Progressive Signal Tracer and the Progressive Signal Injector, a High Fidelity Guide and a Quiz Book. You receive Membership in Radio-TV Club, Free Consultation Service, Certificate of Merit and Discount Privileges. You receive all parts, tools, instructions, etc. Everything is yours to keep.

PRINTED CIRCUITRY

At no increase in price, the "Edu-Kit" now includes Printed Circuitry. You build a Printed Circuit Signal Injector, a unique servicing instrument that can detect many Radio and TV troubles. This revolutionary new technique of radio construction is now becoming popular in commercial radio and TV sets.

A Printed Circuit is a special insulated chassis on which has been deposited a conducting material which takes the place of wiring. The various parts are merely plugged in and soldered to terminals.

Printed Circuitry is the basis of modern Automation Electronics. A knowledge of this subject is a necessity today for anyone interested in Electronics.

FREE EXTRAS

- SET OF TOOLS
- SOLDERING IRON
- ELECTRONICS TESTER
- PLIERS-CUTTERS
- ALIGNMENT TOOL
- WRENCH SET
- VALUABLE DISCOUNT CARD
- CERTIFICATE OF MERIT
- TESTER INSTRUCTION MANUAL
- HIGH FIDELITY GUIDE & QUIZZES
- TELEVISION BOOK & RADIO TROUBLE SHOOTING BOOK
- MEMBERSHIP IN RADIO-TV CLUB: CONSULTATION SERVICE & FCC TESTER WRITING TRAINING
- PRINTED CIRCUITRY

SERVICING LESSONS

You will learn trouble-shooting and servicing in a progressive manner. You will practice repairs on the sets that you construct. You will learn symptoms and causes of trouble in home, portable and car radios. You will learn how to use the professional Signal Tracer, the unique Signal Injector and the dynamic Radio & Electronics Tester. While you are learning in this practical way, you will be able to do many a repair job for your friends and neighbors, and charge fees which will far exceed the price of the "Edu-Kit." Our Consultation Service will help you with any technical problems you may have.

J. Stataitis, of 25 Poplar Pl., Waterbury, Conn., writes: "I have repaired several sets for my friends, and made money. The "Edu-Kit" paid for itself, I was ready to spend \$240 for a Course, but I found your ad and sent for your Kit."

FROM OUR MAIL BAG

Ben Valerio, P. O. Box 21, Magna, Utah: "The Edu-Kits are wonderful. Here I am sending you the questions and also the answers for them. I have been in Radio for the last seven years, but like to work with Radio Kits, and like to build Radio Testing Equipment. I enjoyed every minute I worked with the different kits; the Signal Tracer works fine. Also like to let you know that I feel proud of becoming a member of your Radio-TV Club."

Robert L. Shuff, 1534 Monroe Ave., Huntington, W. Va.: "Thought I would drop you a few lines to say that I received my Edu-Kit, and was really amazed that such a bargain can be had at such a low price. I have already started repairing radios and phonographs. My friends were really surprised to see me get into the swing of it so quickly. The Troubleshooting Tester that comes with the Kit is really swell, and finds the trouble, if there is any to be found."

UNCONDITIONAL MONEY-BACK GUARANTEE

ORDER DIRECT FROM AD—RECEIVE FREE BONUS RESISTOR AND CONDENSER KITS WORTH \$7

- Send "Edu-Kit" postpaid. I enclose full payment of \$26.95
- Send "Edu-Kit" C.O.D. I will pay \$26.95 plus postage.
- Rush me FREE descriptive literature concerning "Edu-Kit."

Name

Address

PROGRESSIVE "EDU-KITS" INC.

1186 Broadway, Dept. 531AE, Hewlett, N. Y.

New "Mechanical Educator" to IMPROVE MEMORY

Inability to recall names, places, facts quickly is a common, often costly, shortcoming that can now be easily overcome with the aid of a new device for mental training. This versatile new educational tool can also be used effectively in language learning, speech correction and improvement, in mastering tables, formulae—anything to be memorized—faster than ever while you sleep.

DORMIPHONE Memory Trainer

Works for you—You Learn While You Sleep

- Speeds up learning processes
- Aids concentration
- Provides entertainment



Using a new recording principle, the Memory Trainer records, instantly plays back, and automatically repeats speech, music, or any spoken or broadcast material by clock control. No reels of tape to snarl or rewind. Completely portable. Ideal aid for home, school, industrial safety training use. So simple to use, children benefit—so helpful and practical, it is used by educators, psychologists, people of all ages and professions.

SELF-CONTAINED RECORDING CARTRIDGES

from 30 seconds to 55 minutes. Easily removed. Can be stored or "erased" instantly and re-used repeatedly. Just record, flip a switch for play-back and listen!

Write TODAY for FREE folder with complete information. Modernophone, Inc. 367-120 Radio City, New York 20, N.Y.

...News



Scientists in the picture are looking at the new "Astracon" image amplifier tube, which Westinghouse is now putting into production. It is said to be sensitive to single photons of light, which makes it just a little better than the dark-adapted human eye. It is expected to increase the sensitivity of astronomical telescopes many times over, and enable physicists to see light-trails of high-energy nuclear particles in luminescent crystals. It works on the familiar photomultiplier principle, in which light energy striking a sensitive surface releases electrons which strike another surface, which in turn releases more electrons, and so on to the end of the multiplier chain. This is a method of "amplifying" light, and it lessens the need for extremely long photographic exposures to record extremely weak images of distant stars. It may help with the problem of photographing details on planets like Mars.

—O—

Model 10-10 "Space-Saver" 3" DC oscilloscope for wave form observation and voltage, frequency and phase shift measurements has been put on the test instrument market by Heath. The kit features vertical and horizontal DC-coupled amplifiers, external sync binding posts, external capacity binding post for sweep frequencies lower than 5 cps, transformer operated power supply and voltage regulated B+ and bias. Further specs are available from Heath in Benton Harbor, Michigan. Price is \$79.95.

MODERNOPHONE, INC. Circle 7-0830
367-120 Radio City, New York 20, N.Y.

Gentlemen: Please send me your FREE Booklet. I am interested in finding out all about Scientific Sleep Learning and what the Dormiphone Memory Trainer can do for me. No obligation—no salesman will call.

Name _____
Address _____

City _____ Zone _____ State _____

My main interest in the Memory Trainer is for:

- | | |
|--|---|
| <input type="checkbox"/> Language Learning | <input type="checkbox"/> Speech Improvement |
| <input type="checkbox"/> Memorization | <input type="checkbox"/> School or College Work |
| <input type="checkbox"/> Sleep Learning | <input type="checkbox"/> Bridge Rules |

ALCO 20,000 ohms per volt VOLT-OHM-MILLIAMMETER MULTITESTER



- High sensitivity — 20,000Ω/V
- New design; wide scale arc
- Compores with 4½" meters
- Measures 3¼"W x 4½" x 1"
- Compact black bakelite case

DC V. ranges: 5-25-250-500-2500 @ 20,000Ω per V.
AC V. ranges: 10-50-100-500-1000 @ 10,000Ω per V.
DC current: 50 μa, 2.5 ma.
Resistance: 0-60,000 ohms, 0-6 megs.

TS-60H \$16.95
PIGSKIN CASE — \$1.95

FREE brand new mdso. — bargain prices



Yours FREE — ALCO's big-bargain catalogs for 1961. Newest, best electronic bargains available. Stereo, hi-fi, ham radio, tapes & 100's of other items for amateur or pro.

MAIL COUPON NOW

ALCO Electronics Lawrence 6, Mass.

- TS-60H Multi-tester — \$16.95 enclosed
- Pigskin Carry Case — \$1.95 enclosed
- FREE Electronics Catalogs for 1961

Name _____
Address _____
City _____ Zone _____ State _____

ALCO
Electronics



Prepare now
**IN SPARE TIME
 AT HOME**
 for great opportunity
 field of...

TELEVISION

The future is **YOURS** in
TELEVISION—RADIO—COLOR-TV!

A fabulous field—good pay—fascinating work—a prosperous future! Good jobs or independence in your own business!

**Modern Training by Coyne
 RIGHT IN YOUR OWN HOME**

Coyne brings you the first truly lower cost, MODERN—QUALITY Television Home Training; training designed to meet Coyne standards. Not an old Radio Course with Television "tacked on." Here is MODERN TELEVISION TRAINING including RADIO, UHF and COLOR TV. No previous experience needed. Personal guidance by Coyne Staff.

The Institution Behind this Training

Famous for over a half century. COYNE occupies this entire building which is the new home of COYNE. COYNE'S modern resident training of men for Television, Radio, Electronics and Electricity has produced thousands of successful graduates.



D. W. COOKE, Jr., President

FOUNDED 1899

**COYNE
 ELECTRICAL SCHOOL**

CHARTERED AS AN EDUCATIONAL INSTITUTION
 NOT FOR PROFIT

1501 W. Congress Parkway, Chicago 7, Dept. 90-H8

MAIL COUPON NOW FOR DETAILS FREE

LEARN TO

EARN IN SPARE TIME AT HOME

COYNE offers a most practical, Home Television Training. Easy to follow step-by-step instructions, fully illustrated with 2150 photos and diagrams. Practical Job Guides to show you how to do actual servicing jobs—make money early in course. Keep your present job while training.


Low Cost—Easy Terms

We save you money because we don't send you—AND CHARGE FOR—a long list of parts or "put together kits," which you may not want or do not need. With Coyne Television Home Training you pay only for your training, no costly extras.

Let us show you that this is not only the newest, most up-to-the-minute Training in Television—but also it costs you much less than other leading home training courses. Send coupon today for details including Easy Payment Plan.

**SEND COUPON OR WRITE TO ADDRESS BELOW
 FOR FREE BOOK**

and full details, including Easy Payment Plan. No obligation, no salesman will call.



**COYNE Television
 Home Training Division**
 Dept. 90-H8 —New Coyne Building
 1501 W. Congress Parkway, Chicago 7, Illinois

Send Free Book and details on Television Home Training. This does not obligate me in any way.

Name _____

Address _____

City _____ State _____

(It is understood no salesman will call.)



Are You Interested In Electronics - TV - Radio?

CARL E. SMITH,
E. E., President

then you will want to know

What IS The FCC?

It's amazing what the future holds for you in this modern world of electronics. Let me send you the entire story—FREE!


- How to pass the FCC Exam
- Successful Electronic Training

I can train you to pass the Valuable FCC exam in a minimum of time if you have any practical experience and a fair knowledge of mathematics.

CARL E. SMITH, E.E., President

How You Can Get a Valuable FCC COMMERCIAL LICENSE

Your Passport to Future Security
Get These Free



These Three Booklets Tell You

- 1 Where to apply to take FCC Examinations.
 - 2 Scope of knowledge required.
 - 3 Necessary FCC exam preparation.
 - 4 Positive knowledge check.
- And additional data of great value.

You Can Get Your FCC Commercial License - or your money back

Your Guarantee

Completion of the Master Course (both Sections) will prepare you for a First Class Commercial Radio Telephone license with a Radar Endorsement. Should you fail to pass the FCC examination for this license after successfully completing the Master Course, you will receive a full refund of all tuition payments. This guarantee is valid for the entire period of your enrollment agreement.


Start Building For a Lifetime Profession

- Employers make job offers every month!
- Your FCC ticket is recognized by most employers in the Electronics field as proof of your technical ability.
- Pave the way for Your Share of the better things in life.

Cleveland Institute of Electronics

Desk EI-27, 4900 Euclid Ave., Cleveland 3, Ohio

Accredited by the
National Home Study Council



Please send me Free Career Information Material prepared to help me get ahead in Electronics. I have had training or experience in Electronics as indicated below.

- | | | |
|---|---|--|
| <input type="checkbox"/> Military | <input type="checkbox"/> Amateur Radio | <input type="checkbox"/> Telephone Company |
| <input type="checkbox"/> Radio-TV Servicing | <input type="checkbox"/> Broadcasting | <input type="checkbox"/> Other |
| <input type="checkbox"/> Manufacturing | <input type="checkbox"/> Home Experimenting | |

In what kind of work are you now engaged?.....
In what branch of Electronics are you interested?.....

Name.....Age.....Address.....

City.....Zone.....State.....

EI-27

from **EICO**® ... a completely new

CITIZENS BAND TRANSCEIVER



that meets
FCC
regulations*

Model 760: 117 VAC
Kit Wired
\$59.95 \$89.95

Model 761: 117 VAC & 6 VDC kit **\$69.95**
Model 762: 117 VAC & 12 VDC
incl. mtg. bracket (Pat. Pend.) wired **\$99.95**

*EICO premounts, prewires, pretunes, and seals the ENTIRE transmitter oscillator circuit to conform with FCC regulations (Section 19.71 subdivision d). EICO thus gives you the transceiver in kit form that you can build and put on the air without the supervision of a Commercial Radio-Telephone Licensee! Highly sensitive, selective SUPERHET (not regenerative) receiver with 5½ dual function tubes and RF stage. Continuous tuning over all 23 bands. Exclusive Super-Hush® noise limiter. AVC. 3" x 5" PM speaker. Detachable ceramic mike. 5 Watt crystal-controlled transmitter. Variable "pi" network matches most popular antennas. 12-position Posi-Lock® mounting bracket. 7 tubes and 1 crystal (extra xtals \$3.95 each). Covers up to 20 miles. License available to any citizen over 18—no exams or special skills required. Application form supplied free.

SAVE with these famous VALUE LEADERS!



All-Transistor Portable
RA-6: Kit \$29.95 Wired \$49.95
High sensitivity & selectivity.
Plug-in transistors. 4" x 6"
speaker; push-pull audio.
Prealigned RF & IF trans-
formers. Less batt., incl. FET.



New! 60-Watt CW Transmitter
#723: Kit \$49.95 Wired \$79.95
Ideal for novice or advanced
ham needing low-power,
stand-by rig. 60W CW, 50W
external plate modulation.
80 through 10 meters.



90-Watt CW Transmitter*
#720: Kit \$79.95 Wired \$119.95
"Top quality"—ELECTRONIC
KITS GUIDE. Ideal for veter-
an or novice. 90W CW, 65W
external plate modulation.
80 through 10 meters.
*U.S. Pat. No. D-184,776



High-Level Univ. Mod.-Driver
#730: Kit \$49.95 Wired \$79.95
Delivers 50W undistorted au-
dio. Modulates transmitters
having RF inputs up to 100W.
Unique over-modulation indi-
cator. Cover E-5 \$4.50.



Grid Dip Meter
#710: Kit \$29.95 Wired \$49.95
Includes complete set of
coils for full band coverage.
Continuous coverage 400 kc
to 250 mc. 500 ua meter.

For FREE CATALOG, fill out coupon on Page 28

EICO® 3300 N. Blvd., L.I.C. 1, N. Y.
Add 5% in the West

...News



A 9-transistor portable radio featur-
ing 2 diodes, 2 IF stages, AVC amplifier,
4 audio stages including push-pull audio
output and separate mixer and oscillator
has been announced by Lafayette Radio.
The radio uses Z cell batteries and is
priced at \$26.95 including leather carry-
ing case, batteries and earphone. La-
fayette is at 165-08 Liberty Avenue,
Jamaica 33, New York.

The noisiest spot in Evanston, Illinois
has been built by Shure Brothers. Inside
a 6' x 6' room, engineers can produce
the ear-shattering roar of a jet engine at
500 feet as well as a pure tone at 130 db
which can cause pain in a human. The
purpose of all this noise is to help de-
velop and test special purpose micro-
phones that can be used in, needless to
say, noisy environments such as an inter-
com system in a factory, etc.

A six-transistor kit for use in portable
transistor radios is under production by
U.S. Transistor Corp. of Syosset, Long
Island. The kit is priced at \$2.75 which
is below the cost of similar Japanese
made units and is said to compare favor-
ably with higher priced components.
This is believed to be the first instance
of a transistor manufacturer undercut-
ting components made by Japanese
firms.

NOW!
at a price
you can afford!

MAKE MORE MONEY in ELECTRONICS TELEVISION-RADIO

**BETTER...MORE COMPLETE...LOWER COST...
WITH NATIONAL SCHOOLS SHOP-METHOD
HOME TRAINING!**

BETTER... Training that is proved and tested in Resident School shops and laboratories, by a School that is the **OLDEST** and **LARGEST** of its kind in the world.

MORE COMPLETE... You learn **ALL PHASES** of *Television-Radio-Electronics*.

LOWER COST... Other schools make several courses out of the material in our **ONE MASTER COURSE** . . . and you pay more for less training than you get in *our course* at **ONE LOW TUITION!**



These
two FREE books will
show you how!

TOP PAY... UNLIMITED OPPORTUNITIES LIFETIME SECURITY CAN BE YOURS!

You are needed in the Television, Radio, and Electronics industry! Trained technicians are in growing demand at excellent pay—in **ALL PHASES**, including Servicing, Manufacturing, Broadcasting and Communications, Automation, Radar, Government Missile Projects.

NATIONAL SCHOOLS SHOP-METHOD HOME TRAINING, with newly added lessons and equipment, trains you in your spare time at home, for these unlimited opportunities, including many technical jobs leading to supervisory positions.

YOU LEARN BY BUILDING EQUIPMENT WITH KITS AND PARTS WE SEND YOU. You—National Schools course includes thorough Practical training—**YOU LEARN BY DOING!** We send you complete standard equipment of professional quality for building various experimental and test units. You advance step by step, perform more than 100 experiments, and you build a complete TV set from the ground up that is yours to keep! A big, new TV picture tube is included at no extra charge.

EARN AS YOU LEARN. We'll show you how. Many students pay for their course—and more, while studying.

**GET THE BENEFITS OF OUR
OVER 50 YEARS EXPERIENCE**

APPROVED FOR
GI TRAINING



ACCREDITED
MEMBER



NATIONAL TECHNICAL SCHOOLS
WORLD WIDE TRAINING SINCE 1908

Write to Dept. R4Y
4000 So. Figueroa Street
Los Angeles 37, California

YOU GET...

- 19 Big Kits—**YOURS TO KEEP!**
- Friendly Instruction and Guidance
- Job Placement Service
- Unlimited Consultation
- Diploma—Recognized by Industry
- **EVERYTHING YOU NEED FOR SUCCESS!**

**IMPORTANT
SEE OTHER SIDE**

You get all information by mail... You make your own decision... at home! **NO SALESMAN WILL CALL.**

SEND FOR FREE FULLY-ILLUSTRATED BOOK AND ACTUAL LESSON TODAY.

Your own copy of "Your Future In Electronics-Television-Radio" will be mailed to you at once. No salesman will call; there is no obligation. Cut out card along dotted lines. Fill in and rush air-mail today! **NO POSTAGE NECESSARY.**

CUT OUT AND MAIL THIS CARD TODAY

Yes, I want to make more money in Electronics-TV-Radio. Send me your **FREE** Fully-Illustrated Opportunity Book and Actual Lesson today.

RUSH AIR MAIL—NO POSTAGE NECESSARY



Name _____ Age _____

Address _____

City _____ Zone _____ State _____

Check here if interested only in Resident Training at Los Angeles. **R4Y**
Veterans: Give date of discharge _____ **A**

NO SALESMAN WILL CALL; NO OBLIGATION ON YOUR PART

DON'T BE HALF-TRAINED

Be a MASTER TECHNICIAN in ELECTRONICS-TV-RADIO

Only N.T.S. offers you ALL 8 PHASES in
ONE MASTER COURSE



SUCCESS IS THEIRS; IT CAN BE YOURS TOO!



When I enrolled with N.T.S. last November, I was trained as a Seismograph

Observer. I was promoted to that job on May 1st of this year. With your school and my practical work in the field, my superiors recognized that I was capable of handling the job of Seismograph Recording. My superiors highly praise your school. The day I enrolled started me off to success.

Edgar Wesatzke

As field director of Berean Mission Inc., I have complete charge of our radio work.

With the expert advice and training I am receiving from you I can do my own repairs on our recorders and P.A. systems, besides keeping our radios going. My training from N.T.S. helps keep us on the air. I feel privileged to be a member of such a fine institution.

Rev. Enoch P. Sanford



Thanks to N.T.S. I have a business of my own right in my home. I am still in the

Air Force but I have paid for all my equipment with money earned servicing TV sets. Yes, N.T.S. gave me my start in television.

Louis A. Tabat

I have a TV-Radio shop in Yorkville, Illinois, about 4 miles from my home, and it

has been going real good. I started part-time but I got so much work that I am doing it full-time. Thanks to National Technical Schools.



Alvin Spera

ALL 8 PHASES IN ONE MASTER COURSE

**PHASE 1
TELEVISION
INCLUDING COLOR TV**
90% of homes have at least one set. Color TV is becoming more popular daily. TV Stations grow in number, need technicians. Maintenance and repair offer big opportunities.

**PHASE 2
RADIO—AM & FM**
Radios in homes, cars, schools, all need expert upkeep. Stations expand as FM becomes popular. Now transistors boom entire field.

**PHASE 3
ELECTRONICS**
Computers. Data-Processing machines, Electronic Controls, Guided Missile Systems are new fields where Electronics play a vital role.

**PHASE 4
SOUND SYSTEMS**
New popularity of Hi-Fi-Stereo, as well as industrial sound systems and business intercoms make this a highly specialized and important field.

**PHASE 5
FCC LICENSE
PREPARATION**
FCC License holders have a wide range of top jobs open to them. FCC License now a requirement for most Communication jobs.

**PHASE 6
RADAR AND
MICROWAVES**
These are the communications systems of the future, already used in tracking and contacting satellites.

**PHASE 7
AUTOMATION
& COMPUTERS**
Automation and Computer electronics are the new tools of industry and commerce. Skilled Technicians in these fields are in great demand at top pay.

**PHASE 8
BROADCASTING &
COMMUNICATIONS**
In the entertainment industry, or in commerce, communications and broadcasting have great importance. Installation and maintenance of equipment requires trained technician know-how.

SEE OTHER SIDE

FIRST CLASS

Permit No. 3087

Los Angeles, Calif.

BUSINESS REPLY MAIL
NO POSTAGE STAMP NECESSARY IF MAILED IN THE UNITED STATES

VIA AIR MAIL

— POSTAGE WILL BE PAID BY —

NATIONAL TECHNICAL SCHOOLS
WORLD-WIDE TRAINING SINCE 1905

4000 So. Figueroa Street
Los Angeles 37, California

RESIDENT TRAINING
AT LOS ANGELES

If you wish to take your training in our famous Resident School in Los Angeles—the oldest and largest school of its kind in the world—check special box in coupon.



Approved for GI TRAINING


NATIONAL TECHNICAL SCHOOLS
WORLD-WIDE TRAINING SINCE 1905

Address correspondence to Dept. R4Y
4000 So. Figueroa Street
Los Angeles 37, California

National Technical Schools also offers complete Home Study Training Programs in Auto Mechanics & Diesel, and Air Conditioning-Refrigeration-Electrical Appliances. For information and Free Book write the School, Department RDC, stating course desired.



A plastic clip to hold down the end of a reel of recording tape and eliminate loose ends is available at 35¢ per package of ten. The "Scotch" Tape Clip fits between the flanges of the reel and is easily pulled out. At your dealer's. Minnesota Mining and Mfg. Co., St. Paul 6, Minn.




Your pockets, your bookshelves, and your kitchen shelf are cleared for other contents with a compact new wall radio by Toshiba. Uses two 3-inch speakers, seven transistors, is supplied with battery and mounting bracket. \$69.95. Transistor World Corp., 52 Broadway, New York City.

FREE!

ALLIED

**MONEY-SAVING 1961
ELECTRONICS CATALOG**



**444-PAGES
COMPLETE
UP-TO-DATE**

ONLY \$2 DOWN
on orders up to \$50; only \$5 down up to \$200; \$10 down over \$200

send for it today!

Largest Selection—Lowest Prices

Send for the leading buying guide to everything in Electronics, including products available only from ALLIED. Builders, experimenters, hi-fi fans, Amateurs, servicemen, engineers—save most on:

- KNIGHT-KITS®—Best in Build-Your-Own
- Everything in Stereo High-Fidelity
- KNIGHT® Super-Value Stereo Hi-Fi
- Tape Recorders & Phono Equipment
- TV Tubes, Antennas, Accessories
- Parts, Tubes, Transistors
- Everything in Tools & Technical Books
- Amateur Station Equipment
- Citizen's Band 2-Way Radio
- Public Address & Paging Systems
- Latest Test & Lab Instruments



SAVE on everything in Electronics at ALLIED. Get every buying advantage: fastest shipment, expert personal help, easiest-pay terms, satisfaction guaranteed or your money back. Send today for your value-packed, FREE 1961 ALLIED Catalog.

our 40th year
YOU CAN DEPEND ON THE WORLD'S LARGEST ELECTRONIC SUPPLY HOUSE



ALLIED RADIO

ALLIED RADIO, Dept. 86-M
100 N. Western Ave., Chicago 80, Ill.

**SEND FOR
FREE
CATALOG**

Rush FREE 1961 ALLIED Catalog

Name _____

Address _____

City _____ Zone _____ State _____

the experts say
your BEST BUY
 is **EICO**...

EICO, 3300 N. Blvd., L.I.C. 1, N. Y. E1-12

Show me HOW TO SAVE 50% on top-quality:
 HI-FI TEST INSTRUMENTS "HAM" GEAR.
 Send FREE Short Course for Novice License.
 Send FREE Catalog & name of neighborhood EICO dealer.
 Send Stereo Hi-Fi Guidebook, 25¢ enclosed for postage and handling.

Name

Address

City..... Zone..... State.....

ADD 5% IN THE WEST

...in
STEREO and MONO HI-FI



STEREO Dual Amplifier-Preamp HF81
 Kit \$69.95.
 Wired \$109.95.
 "Excellent" — SATURDAY REVIEW;
 HI-FI MUSIC at HOME.



NEW! STEREO-Mono Player/Automatic Changer complete with dual stereo cartridge and "Magnadaptor."
 \$49.75 incl. F.E.T.



FM Tuner HFT90
 Kit \$39.95*.
 Wired \$65.95*.
 Cover \$3.95.
 "One of the best buys" **AUDIOCRAFT**



STEREO Dual Preamplifier HF85
 Kit \$39.95.
 Wired \$64.95.
 "Extreme flexibility" — HI-FI REVIEW
 a bargain!"



Mono Power Amplifiers (60, 50, 35, 30, 22, 14-Watt; use 2 for Stereo) from Kit \$23.50. Wired \$41.50.



2-Way Bookshelf Speaker System HFS1 complete with factory-built cabinet: Kit \$39.95. Wired \$47.95



STEREO Dual Power Amplifiers: New 100W HF89: Kit \$99.50. Wired \$139.50. 70W HF87: Kit \$74.95. Wired \$114.95. 28W HF85: Kit \$43.95. Wired \$74.95.



Mono Integrated Amplifiers: (50, 30, 20, 12-Watt; use 2 for Stereo) from Kit \$34.95. Wired \$57.95.



NEW! COMPLETE STEREO DUAL AMPLIFIER AF-4
 Kit \$38.95. Wired \$64.95.
 TRUE HI-FI quality to drive hi efficiency speakers to concert volume.

...and in
TEST INSTRUMENTS



New Power & Bias Supply for Transistorized Ept. #1020*
 Kit \$19.95
 Wired \$27.95
 * Patent Pending



Miniaturized Multi-Signal Tracer #145A
 Kit \$19.95.
 Wired \$28.95.



Vacuum Tube Voltmeter #221
 Kit \$25.95.
 Wired \$39.95.



Peak-to-Peak VTVM #232 & Uni-Probed
 U. S. Pat. No. 2,790,051
 Kit \$29.95.
 Wired \$49.95.



New TUBE & CRT FIL. Tester #612
 Kit \$3.95.
 Wired \$5.95.
 Fast-checks radio/TV tubes, pilot lamps, etc.



1000 Ohms/Volt V-O-M-#536
 Kit \$12.90.
 Wired \$14.90.



5" Push-Pull Scope #425
 Kit \$44.95
 Wired \$79.95.
DC-5 MC 5" Scope #460
 Kit \$79.95.
 Wired \$129.50.



Tube Tester #625
 Kit \$34.95.
 Wired \$49.95.



RF Signal Generator #324
 Kit \$26.95.
 Wired \$39.95.



***Series/Parallel R-C Combination Box #1140**
 Kit \$13.95. Wired \$19.95
 1350 Combinations!
 * U. S. Patent No. 2,954,518



6V & 12V Battery Eliminator & Charger #1050
 Kit \$29.95. Wired \$38.95.
 Extra-filtered for transistor equip. #1060
 Kit \$38.95. Wired \$47.95



R-C Bridge & R-C-I Comparator #950B
 Kit \$19.95.
 Wired \$29.95.

Most EICO dealers offer budget terms.

IN STOCK! Compare, take them home — right "off the shelf" — from 2000 neighborhood dealers. Over 2 MILLION EICO instruments in use throughout the world.


© 1960 ELECTRONIC INSTRUMENT CO., INC., 33-00 N. BLVD., L.I.C. 1, N.Y.

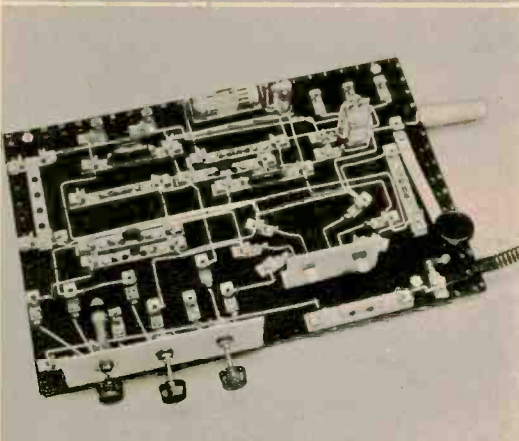

◀ See Page 24 for the BEST BUYS in CITIZENS TRANSCEIVERS, "HAM" GEAR and TRANSISTOR RADIOS.

Kits that Teach you Electronics

Learn-by-yourself kits for yourself or for gifts:
Good points and flaws evaluated by the *EI* staff.

PRACTICALLY all electronics kits are supposed to teach you about electronics. As the ads usually put it, they are "educational." While this is true to a degree, almost all manufacturers of kits now recognize the need and the market for self-teaching "laboratory" kits. These are the "10-in-1" kits and their relatives. While up to a dozen or more gadgets can be built from each of these kits, in most cases the "end product" is secondary. Guided






Adult kits, top to bottom: Arkay International's 10-in-1 tube lab; Lafayette 20-in-1 Transistor experimenter's kit, \$18.95; Progressive Radio "Edu-Kits" Inc.'s 20-circuit lab, \$26.95; Allied Radio Corp's "Knight-kit" 12-in-1 tube lab kit, \$14.95. Arkay kit uses a wooden breadboard to eliminate shock hazard. Lafayette kit employs "module" principle similar to A. C. Gilbert's (see pictures of children's kits) but user builds modules, too. "Edu-kit" supplies all tools, solder, and iron but is AC-DC circuit. Knight kit is transformer powered for safety.

experiment is their reason-for-being. There are even laboratory kits for children, and we are very glad to see this idea take hold.

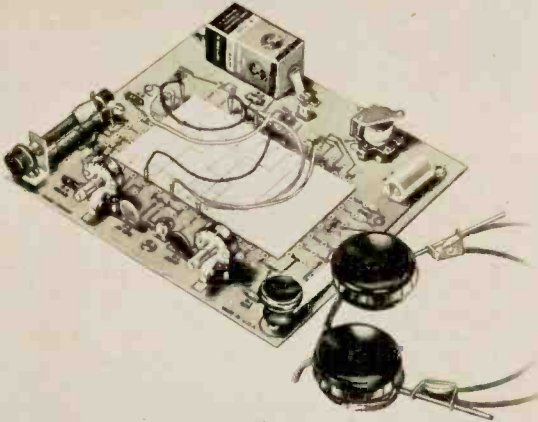
Our purpose here is to "review" a selection of self-teaching kits for you. Kits were requested from every manufacturer we could reach; some firms submitted several. Staff members and other associates of *Electronics Illustrated* "built" them and submitted reports. Kits were tried out by long-experienced editors and by wives and secretaries who had never touched electronic parts before. For children's kits, we used children.

We are going to mention the faults and flaws we found in our sample kits. These need not put you off. Many of the kits—especially children's kits—had a part or two missing. This may have been due to the haste in which pre-production run samples were rushed through for us. Practically every manufacturer had his fall or Christmas production run scheduled to begin after our deadline.



On Knight transistor kit, builder does some basic wiring (requires solder), then makes circuits via clips and separate circuit cards.

Heathkit EK-1 Basic Electricity kit culminates in simple volt-ohm-milliammeter, useful for all later experiments or work in electronics.



Mistakes in method or approach are another matter, which we shall discuss mercilessly below. However, if you know what pitfalls to expect, you can meet them more easily, or give a kit to a friend or a child with confidence that you can handle any difficulties. We have reported to the manufacturers, but it will take them time to correct mistakes or deficiencies and get all the "bugs" out of new products.

Kits come in two obvious categories: adult's and children's. The "adult" kits are certainly all right for people of high school age, or even for bright or advanced children in some cases. Some of the children's kits, too, might be used profitably by adults.

In each category, we take on the manufacturers one at a time, giving a review of the "sample" kit we built, and listing others in each line, with prices. We also give the manufacturer's address, since most have mail order departments. Many kits, especially the new children's lines, will be available at


your local parts supplier or toy shop.

Special attention is given to the children's kits, and we hope you will read our general and specific comments carefully.

The Adult Kits

The American Basic Science Club, Inc., 501 East Crockett, San Antonio 6, Texas. Highly recommended. This is a "kit of the month club" plan. It has eight kits, for \$3.45 each. The first four deal with electronics.

The simplicity, ingenuity, and *completeness* of the ABSC experiments and kits are really remarkable. Each monthly kit comes in a very small unglamorous packing box. Each kit builds on the ones preceding, and there is so much to the entire "course" that description is very difficult. It is worth an article by itself. The first kit begins with the classic experiments with static electricity and very quickly takes the user into electroplating, the electrolysis of



Precise's T1 transistor kit features simple aluminum plate with three terminal strips. Circuits "obviously" follow schematics. Instruction book excellent.



Heathkit Jr. Experimenter's Kit requires "three hands." Child holds "chassis" foot in teeth to mount parts with tiny screws, no nutdriver.



Having finished Heathkit Jr. transistor diode radio in one evening, child confidently starts wireless broadcast kit despite difficulties.

American Basic Science Club's first kit starts with basic electricity experiments, lays good foundation in electronics, general science.

First kit leads to advanced experiments, electronics. Transformer power supply lessens shock and burnout hazards. Used in all 8 kits.



water, induction, and transformers and relays. The power transformer is in use and the circuit board ready for Kit No. 2, which contains a soldering iron and soldering instructions.

Kit 2 covers heat and electricity (building a thermocouple), resistance and Ohm's Law, power, the vacuum tube rectifier, and resistors and capacitors and their circuits.

The third kit's experiments with an amplifier tube lead to a two-stage amplifier, burglar alarm, proximity detector, oscillator, and ripple tank, and wide exploration of vibrations and sound. The fourth kit puts a headphone into the oscillator circuit, produces a regenerative receiver which becomes code and phone transmitters (with a carbon microphone the user *builds*), and finally an 80-meter receiver and a signal tracer. The booklet ends with a condensed code course, and an extra booklet, "Steps to a Ham License," is provided.

By this time, the user should have be-

come adept at re-arranging the circuits to get a variety of devices and instruments. These he will use with the next four kits, covering spectroscopy, ultraviolet, microscopy, photography, astronomy, atomic energy, and other subjects.

Our reporter on the ABSC kits suggests a "Things You Will Need" list at the head of most experiments for Kit No. 1. The designer assumed that certain "household" items—swatches of wool cloth, silk or nylon cloth and thread, etc., would be readily available in every home. Sometimes, believe it or not, they aren't! Halfway through an experiment, "13 feet" of wire may be called for (*now where's my ruler?*), or one is to remove all the insulation from a length of wire (*how?*) or cut the wire (*with what? Mother's sewing scissors?*). Some trouble was had with electroscopes experiments in damp weather. Otherwise, the kits were fine.

The best preparation for an amateur




license (*any* class!), at least in this price range, we have seen, and also the best and most foolproof home science course and the most useful science "lab." While the experiments are carefully described and explained, the user sees and understands everything and the "cookbook" approach is avoided.

Terms: \$2.00 with application coupon, \$3.45 C.O.D. for each of eight monthly kits, or \$29.60 in advance.

Precise Electronics and Development Corp., Oceanside, N. Y.: T1 Transistor Lab Kit. An excellent 59-page booklet explains conductors and semiconductors in terms of simplified atomic theory, "N" and "P" materials and "electron" and "hole" conduction, and the transistor itself. 16 experiments using two 2N38 transistors. The "chassis" is a 3x7" aluminum plate and three 7-lug terminal strips, on which circuits

Children's kits, top to bottom: A. C. Gilbert Co.'s No. 11072 "Erec-Tronic" electron tube set, 15 circuits, \$21.98; A. C. Gilbert No. 11062 "Erec-Tronic" transistor set, 9 circuits, \$14.98; Educational Electronics Co.'s No. 110 2-in-1 radio and broadcaster kit, \$9.95; Educational Electronics No. 208 transistor lab kit, 10 circuits, \$12.95; Heath Co., Inc.'s "Heathkit Jr." Experimenter's Lab No. 3, No. R-160, 20 circuits, \$29.95.



are wired quickly and easily from straightforward schematics and adequate photos. Experiments require use of VTVM and audio signal generator (or filament transformer and resistors), oscilloscope or broadcast receiver, and 1.5- and 4.5-volt batteries. Soldering required. We would like to see these needs listed at the beginning of the book, along with a parts-contained list for initial checking.



Heath Company, Inc., Benton Harbor, Michigan: Model Ek-1 Basic Electricity Kit. 117-page book explains electricity in terms of atomic theory (familiar "electron flow"), and series and parallel circuits, using flashlight cells, pilot bulbs, classic compass-and-coil, etc. Then it instructs user in wiring DC milliammeter and shunts. With these experiments completed, voltage, resistance, and Ohm's Law are explained, and user wires voltmeter and ohmmeter. With the completed instrument, user verifies Ohm's Law and the Maximum Power Transfer Theorem. Final chapter has instructions for checking electrical ap-

pliances and automobile circuits. User now has DC VOM, understanding of its principles and experience in its use, good grasp of electrical fundamentals.

Assembly and wiring of the kit presented no serious difficulties. Entire kit was up to the excellent standard of this kit pioneer, and instructions thought of everything—including advising the user to re-read, repeatedly, any passage he did not understand at once. "This is studying." \$19.95.

Allied Radio Corp., 110 N. Western Avenue, Chicago 80, Ill.: "Knight-kit" 12-in-1 Electronic Lab Kit. Clear, concise manual, and extra, wall-sized diagram. Uses one 12K5 tube, transformer power supply. Chassis board holds large multilug terminal strips on which circuits are wired, after preliminary wiring underneath. Power supply and tube protected by metal cover. All circuits are changed by soldering and unsoldering leads from lug strips. Care should be taken not to get leads too short in preliminary wiring, especially in power- [Continued on page 97]


A. C. Gilbert's "Erec-Tronic" circuit board. Each part mounted on "module" to fit evenly-spaced holes in board and pictorial sheets.



Voice Control Your Model Trains

Simple commands mysteriously start, stop, and reverse your trains without touching a switch!

By R. Goldring



Thrill the junior railroad tycoon in your family with this easy to construct electric train voice control. By choosing your words, as you speak into the mike, you can control the movements of an electric train as if it were your slave.

After the train set is put away, you will find many uses around your home for this versatile device. Just to name a few: a "baby sitter" that will signal you in another room when the baby is crying, a door lock control or horn-operated garage door opener. Since most "O" gauge and some "HO" gauge electric trains have a three-position stepping relay in the locomotive to

control train direction, the voice-control relay will cycle the train from forward, to stop, to reverse, and back to forward by simply interrupting the power.



The voice control responds to single syllables, in effect "pushing the button" once for each syllable spoken into the mike. Compose your commands of one syllable words, such as "go," "halt," "now back." Avoid the word "stop," because the sibilant "s" acts as a separate syllable and tends to trigger the circuit by itself.

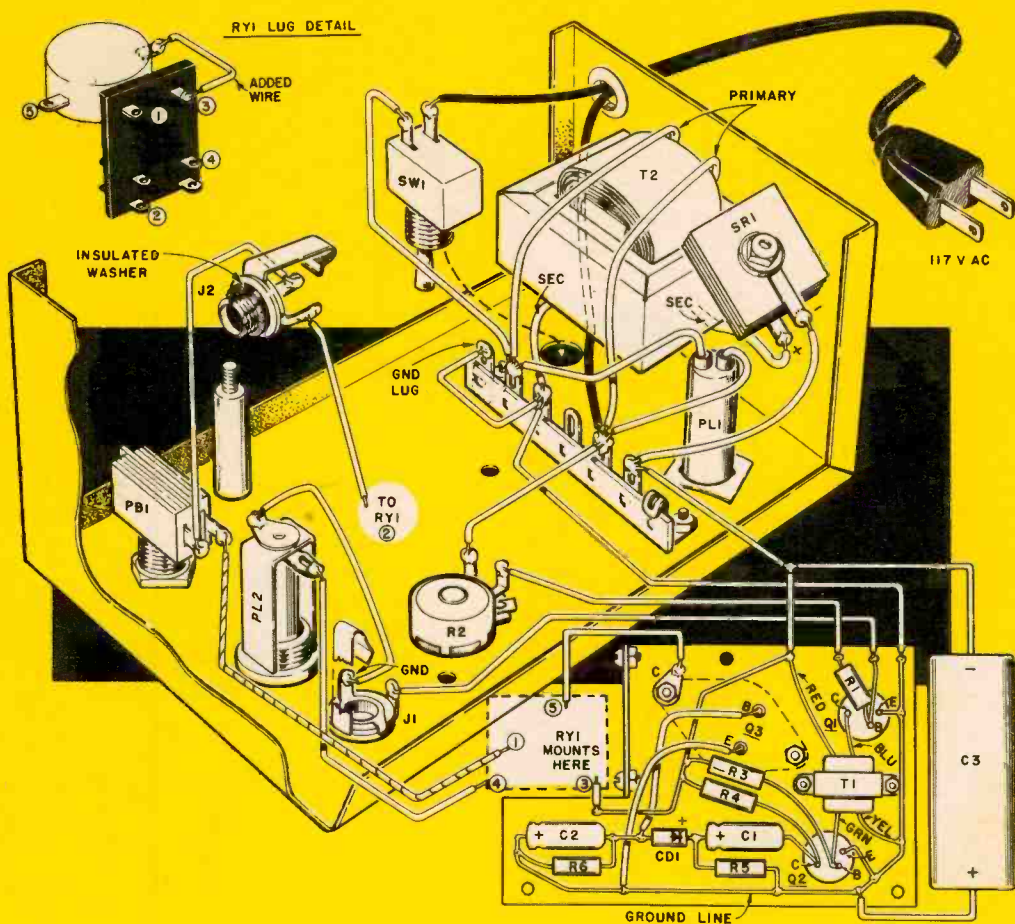
Remember the "forward-stop-reverse-stop" cycle when composing a command. One syllable will always stop a moving train, regardless of direction of motion, while two syllables will reverse the direction of motion. For example, if the train is going forward, "go back" will reverse it, and "for-ward" will set it going forward again.

Transistors Q1 and Q2 amplify the output from the carbon microphone. The resulting audio frequency alternating current is rectified by diode CD1 and filtered by electrolytic capacitor C2. The DC produced is applied to the base of power transistor Q3 and is amplified, pulling in relay RY1, opening the train power circuit and causing the train's stepping relay to advance one position for every syllable spoken into the microphone.

Potentiometer R2 serves as a volume control, varying the

Relay RY1 is bolted to cutout of Bakelite subchassis board. Both audio transistors plug into surface mounting sockets.





sensitivity of the circuit. The AC power supply incorporated may be replaced by a standard 7.5-volt radio "C" battery, if desired.


The amplifier is constructed on a perforated Bakelite subchassis which is bolted to the case using insulating spacers. Sockets are used for the two audio transistors, Q1, Q2 and flea clips serve as terminal points for wiring on the subchassis.

For manual operation there is a push-button switch (PB1) inserted in series with R1 and J2. It interrupts the power when pushed, allowing conventional operation of the train set without removing the voice-control device from the circuit.

A pilot lamp (PL1) flashes each time the relay closes indicating proper operation of the unit.

PARTS LIST

- Resistors: 1/2-watt, 10%
- R1—1,000 ohm
 - R2—5,000 ohm miniature potentiometer
 - R3—10,000 ohm
 - R4—1,000 ohm
 - R5—4,700 ohm
 - R6—100,000 ohm
- Capacitors: 15-volt miniature electrolytic
- C1—8 mf
 - C2—50 mf
 - C3—500 mf
- Q1, Q2—CK722 transistor
 - Q3—2N307 transistor
 - T1—transistor driver transformer 10,000 ohm primary; 2,000 ohm secondary. (Lafayette TR 96 or equiv.).
 - T2—filament transformer 12.6 v @ 2 amp
 - RY1—6-VDC relay DPDT, (Potter & Brumfield KA 11D or equiv.).
 - SRI—65 ma selenium rectifier
 - CD1—germanium diode—1N67A or 1N34A
 - SW1—SPST toggle switch
 - PB1—SPST push button switch, normally closed
 - PL1—117-volt neon lamp pilot assembly
 - PL2—No. 47 pilot lamp and assembly
 - I—chest mike Burstein-Applebee Co. Stock # 17822 (\$1.95)
- Misc.—7"x5"x3" aluminum case (Bud CU-2108); perforated Bakelite board, flea clips, transistor sockets, hardware, etc.



Electronic Roulette Wheel

An advanced Christmas project that will provide you and yours with hours of electronic enjoyment.

By Ronald Benrey


P“PLACE your bets,” the croupier cries as he prepares to start the electronic roulette wheel spinning. Players weigh the probabilities carefully, and place electric “poker chips” on the numbers of their choice.

Everyone is tense as the croupier presses the “play” button. The “wheel” spins, quickly at first, then more slowly, a moving light replacing the conventional metal ball. After a few seconds the “wheel” comes to a halt—one light remains lit, and a poker chip glows brightly; almost as brightly as the winner, who is busy raking in his new-won loot.

The heart of this intriguing electronic casino is an electro-mechanical device known as a stepping relay. It is actually a multi-pole rotary switch that advances one position every time a pulse of current is sent through a solenoid. By connecting the switch terminals to individual lamps and a power supply, and arranging the lamps in a circular array, the light will move, in a rotary manner, about the lamp array.

The stepping relay Fig. 1 is advanced by the pulser unit Fig. 2. This device feeds correct voltage pulses to the pulse coil. The

Adjustment of reset coil RY3B spring with long nose pliers may be necessary.



Remote switch S8 connects to panel jack J1. Operates table manually if desired.


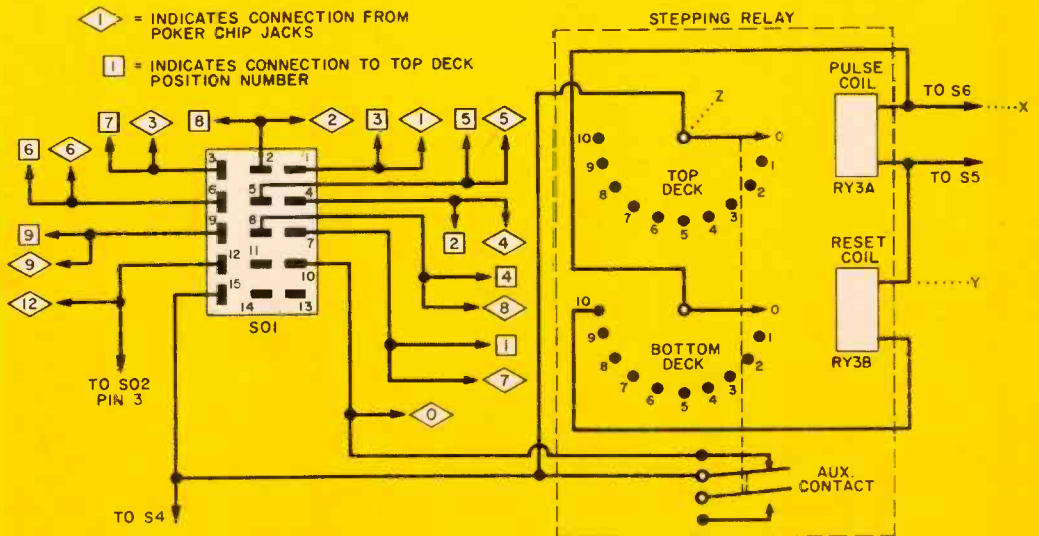
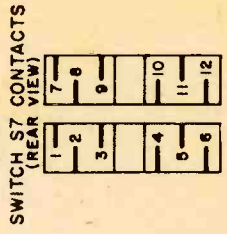
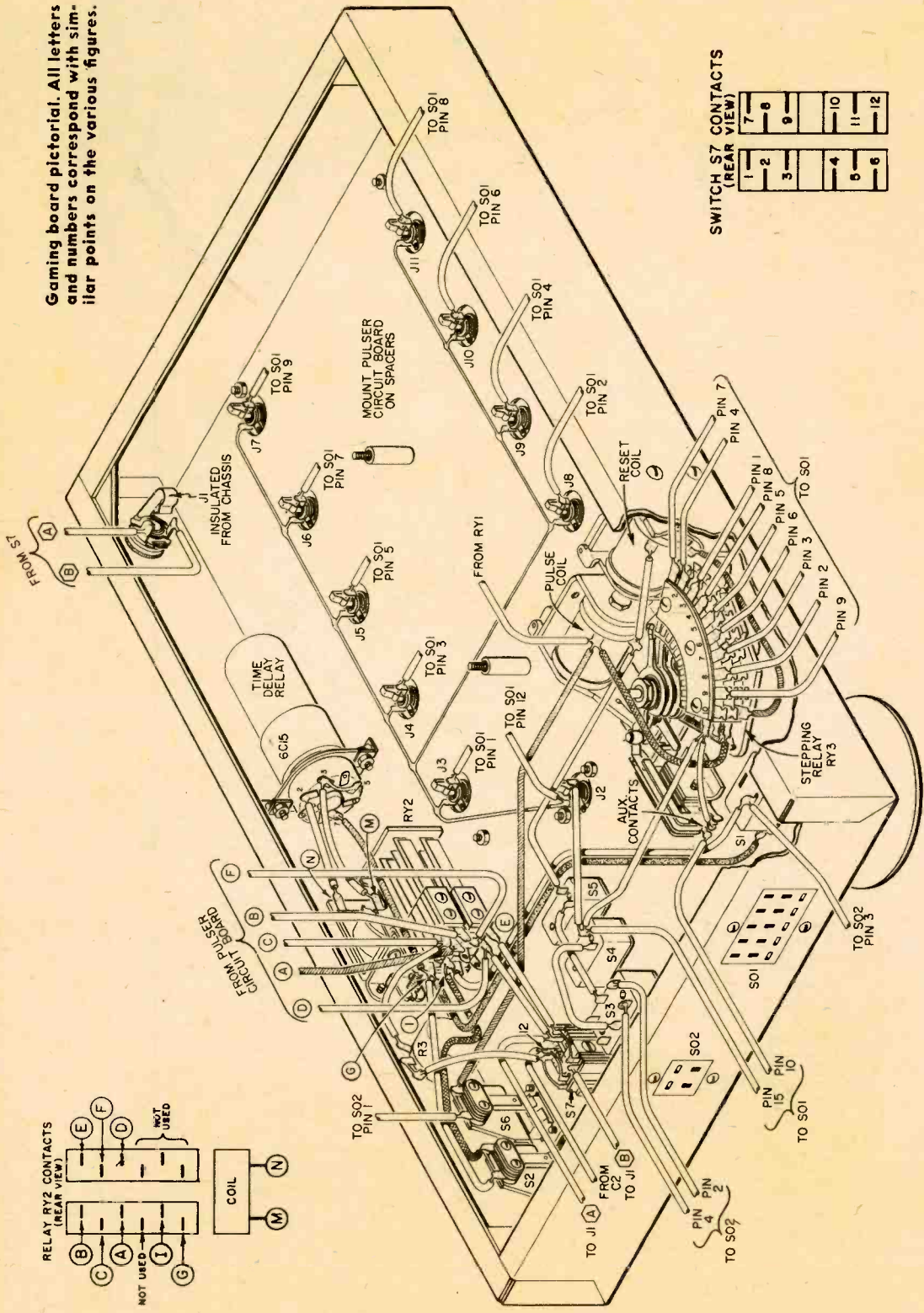


Fig. 1 Stepping relay, RY3 is an electro-mechanical switch which cycles lamps.



Gaming board pictorial. All letters and numbers correspond with similar points on the various figures.



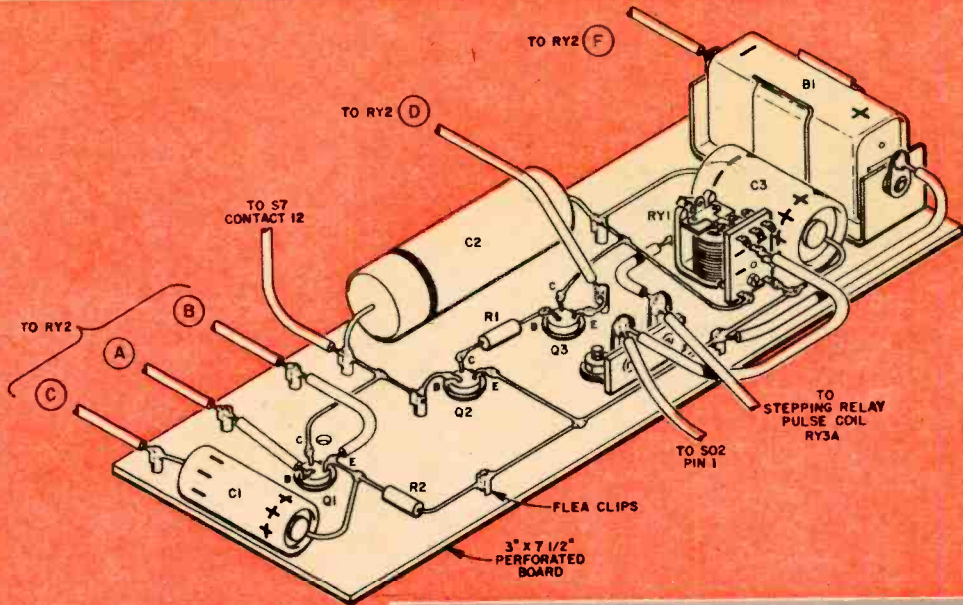
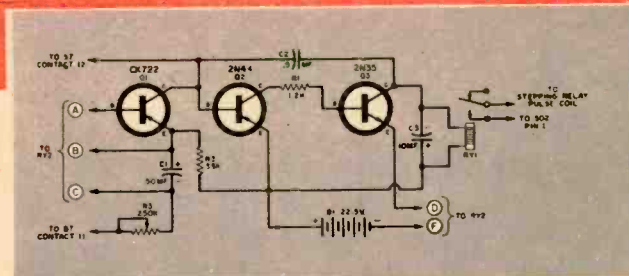


Fig. 2. Pulser circuit. This advances stepping relay via RY1. Pulse rate is controlled by varying R3. For proper operation, observe correct polarity of units.



step rate, or the number of times per minute that the relay advances, can be controlled automatically or manually by varying S7 and R3. In automatic position the pulse output rate starts fast

and slows down, finally stopping. In the manual position, the "wheel" remains in continuous motion, the speed being controlled by a panel mounted potentiometer R3.

PARTS LIST

Pulse Unit:

- R1—1200 ohms
 - R2—33,000 ohms
 - R3—25 megohm linear taper potentiometer
 - C1—50 mf, 25 volt electrolytic
 - C2—.5 mf, 150 volts or higher
 - C3—10 mf, 25 volt electrolytic
 - Q1—CK-722 transistor
 - Q2—2N44
 - Q3—2N35
 - RY1—SPDT relay 5,000 ohm coil (Lafayette F-260)
 - B1—battery 22.5 volts (Burgess Y15 or equiv.)
- Relay Control Circuit—Gaming Table**
- RY2—relay, 6 VDC coil (Guardian Series 200 or equiv.)
 - Time Delay Relay (Amperite 6C15)
 - S1—SPST pushbutton switch (Hart & Hegeman 3391GL or equiv.)
 - S2, S4—SPST intercom type lever switch (Lafayette SW-69 or equiv.)
 - S3—DPDT toggle switch
 - S4, S5—SPST toggle switch

- S7—4PDT telephone lever switch (Lafayette SW-20)
- J1—Open-circuit phone jack with insulating shoulder washers
- J2, J11—miniature phone jacks
- SO1—wheel connection socket, 15 contact panel type (Cinch Jones S-315AB)
- SO2—4-contact panel socket (Cinch Jones S-304-AB)
- P1—15 contact plug (Cinch Jones P-315-CCT)
- P2—4-contact power plug (Cinch Jones P-304-CCT)
- RY3—stepping relay, 3 deck; 10 position (available from Advance Electronics Co., 6 West Broadway, New York 7, N. Y. approx. \$7.95)
- B2—battery, 12 volt
- B3—battery, 6 volt
- Number Lights—Eight 6.3 volt bulbs and sockets
- Misc.—Perforated board, battery holder, flea clips, transistor sockets, terminal post, 12 conductor cable, 4 conductor cable, hardware. Paint, chassis and wheel construction materials are left to choice

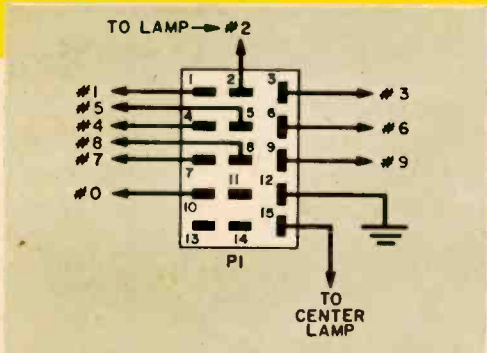
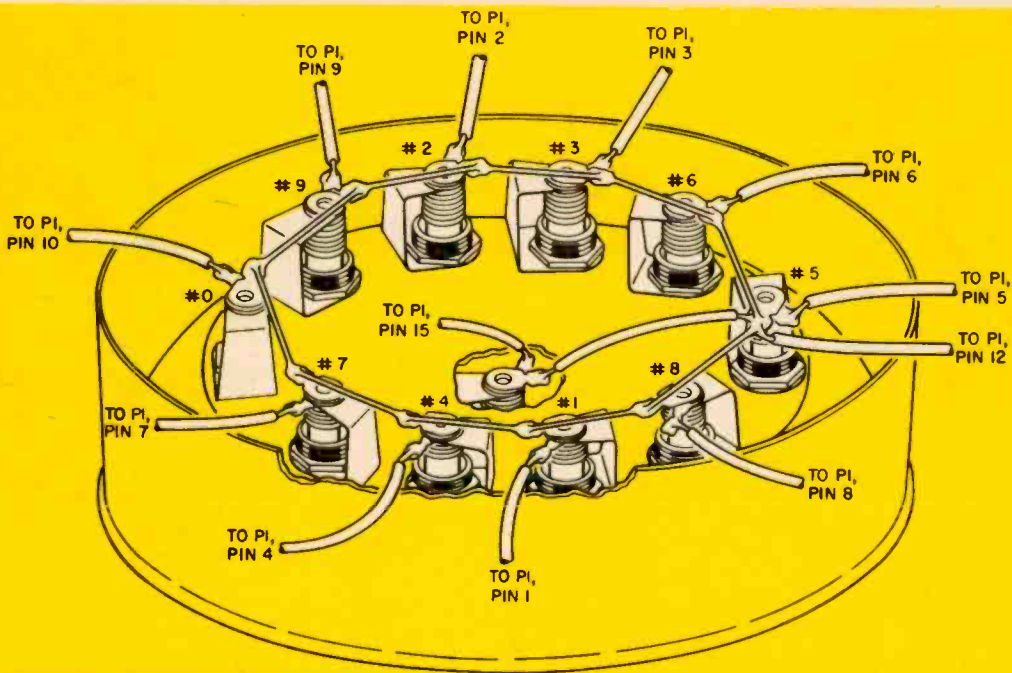


Fig. 3. Roulette wheel. Pilot lamps in circular array replace moving metal ball normally used. Plug PI is wired for proper sequence.

Assembly

A novice should have no trouble building the device. All components are insulated from the chassis.

Each subassembly should be built separately and checked for correct operation before connected with the other subassemblies.

The complete cost of a roulette wheel, identical to the one pictured, will be under \$40 if all new components are used, but can be considerably less if parts are shopped for carefully

Assemble and test the pulse unit and stepping relay first, as together they comprise the basic "works."

Stepping relay (RY3) has three decks or poles with 10 positions on each deck. It will not reset automatically from position "10." A reset coil RY3B (located closest to the switch bank) actuates an armature releasing the wiper returning it to "0."

Position "10" on the lowest deck is used to operate reset coil (RY3B) while the "auxiliary" contact becomes position "0." The auxiliary contact is located on the relay frame to the right of the coils away from the switch decks. It closes whenever the relay is in position "0." RY3 will now cycle from "0" through "9," and reset automatically.

RY3B must be modified slightly to reset properly.


Stretch armature spring of RY3A (lower of two springs at base of switch deck) with a pair of needle nose pliers. Be careful not to overstretch it. Test the modification by connecting points "X," and "Y" and "Z" in series with a mo-

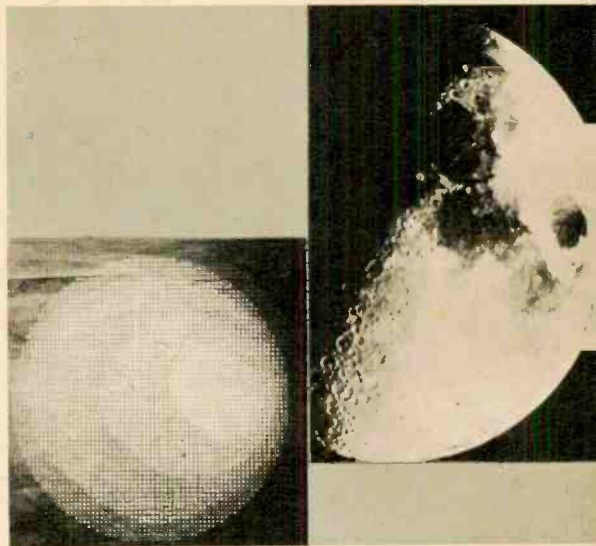
[Continued on page 96]

Right, Kenneth Stevens at the receiver of his home-built radio telescope, visible through garden door behind him. This is the third instrument he has constructed.

Below, Stevens inspects wire-mesh parabola. Box holds motors and controls that enable 'scope to track in any part of sky. Diameter is 22'8".

Photos by B I P S





Stevens translates receiver output readings to scale of white dots of graduated sizes. Using telescope to scan sky or object in view, he can build up a "picture" of the radio-energy distribution. At right, a moon "picture" (compared with visible-light photograph) shows reflected energy pattern at 37,500 mc. The garden radio telescope normally operates at 200 mc, well within the capabilities of the amateur. Mr. Stevens is a mechanical engineer.

Radio Telescope

in his garden

Amateur's new radio astronomy technique excites professional astronomers, gives new way to "see."

RADIO astronomy is so new that amateurs are few and far between, and at first glance there seems to be little hope of the amateur achieving anything worthwhile. In optical astronomy, the amateur with a small telescope is a mainstay: the professionals will assign him certain variable stars to keep track of, for instance. Since there are only a few hundred professional astronomers in the world, the thousands of amateurs are relied upon for a lot of the legwork. Radio astronomy has been another matter. Radio telescopes usually consist of immense parabolic reflectors beyond the resources of the amateur.

Kenneth Stevens of Littleover, Derbyshire, England, not only built a fine radio telescope, but originated a technique of recording his readings that has caught the attention of scientists at England's Jodrell Bank Observatory, where the first of the giant radio telescopes was set up, and which is the "capital" of the world's radio astronomy. Said one of the scientists recently, "We are most interested in what Mr. Stevens is doing and have asked him for regular reports. They will receive [Continued on page 113]

America has many
Skilled Rocket Amateurs


A reply to last month's account of frivolity and fireworks: our serious amateurs are second to none, have impressive achievements and scientific spirit.

By Bertrand R. Brinley

Major, U. S. Army Reserve

WHEN I read Lloyd Mallan's article on amateur rocketry in last month's *EI*, I imagined an English journalist reporting on his first sight of American baseball. This is what he might write for his readers back in England:

"To begin with, there wasn't a player on the diamond over five feet tall—except for one huge oaf who was doing the bowling (or pitching) for the team that eventually emerged the winner. Without exception the players were woefully inept. They allowed routine ground balls to trickle through their legs, and they were





Members of Redkey Explorer Post 2214, Rochester, Indiana, in blockhouse of their firing range (opposite page). Routines are scientific, safe.




Static test of nozzle by Redkey group. Night firing improves photographic records kept of all tests for analysis and study of successes and failures.



The group has an occasional fizzle, but instrumentation and photography show way to success. Photos are made from inside the blockhouse.

Explosion had damaged launcher and pad, shock wave caused audible sound in 96% soundproof blockhouse. Safe routine made "failure" valuable.




U. S. Army Photograph

Members of Southwest Rocket Society adjust their radio tracking device at Fort Sill, Oklahoma. Rocket carries instrumentation and tracking radio.

This research probe by Alex Gerardo, 17, of Orange, N. J., is designed to rise 34 miles, has radiosondes, ejects biological package.

Colorado rocketeer adjusts a test motor on static test stand designed and built by his group. Instrument measures developed thrust.



totally incapable of executing the simplest infield plays with the snap and precision one ordinarily associates with games of this type. If a player hit the ball as far as forty meters, it was considered a stupendous feat and all the spectators stood up and cheered . . ." And so on, until:

"On the basis of what I have seen it is difficult to see how the game of American baseball can make any enduring contribution to the history of sport."

If you read an article like this it would probably make you hopping mad. After you had thought it over awhile, it would make you laugh. You would realize that everything the author wrote was perfectly true. We have all seen these very same things on any day during the baseball season. Yet the game described can hardly be considered representative of American baseball. The author simply went to the wrong game and never saw a big league team in action.

What author Lloyd Mallan saw on the Army range at Fort Knox was admittedly pathetic. But he was in the same position as our hypothetical Englishman who was watching the Little League

game and thought he was seeing real American baseball.

The participants in amateur rocket firings—at the few Army posts where they are conducted—are in no sense representative of even average amateurs, let alone the best. The best amateur groups in the country have never gotten close to an Army range. Neither can such events be described as "national meets," and I don't believe that anyone involved pretends that they are. They are simply occasions on which amateurs are permitted to fire rockets under supervision. No more, no less.

What one must understand about the Army program for amateur rocket societies is that it is not a *program* at all. It is simply a policy. A good policy, and probably a sound policy—but that is all. The applicable directive (Army Regulation 360-5) merely permits local commanders to cooperate with amateur scientific groups to whatever extent they deem feasible. Nothing more.


The amateur is usually required to fill out an application form for permission to fire his rocket. The application asks a lot of seemingly technical questions regarding [Continued on page 104]



Part of instrument package of High Altitude Research Vehicle (HARVY) by Michael Tate, 16, of New York. Movie camera can be seen at top, pressurized chamber, bottom.


A Child's Phonograph

We think we have anticipated all tortures to which the average boy will submit his phono.

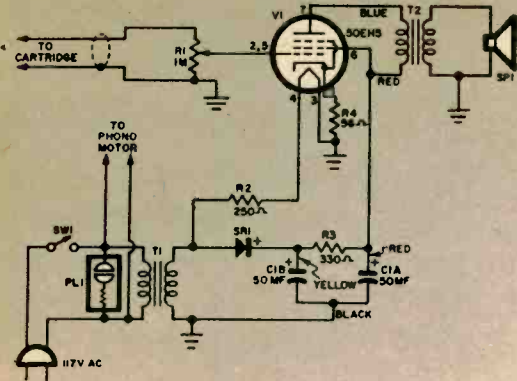


The mounting board for the turntable may be ordered with the unit, already cut out. The sides are 1" x 4" x 12"; the cover sides are 1" x 3" x 12"; the speaker cutout is 2" x 9". Stain wood.

The complete amplifier is mounted on the cover of the metal box as shown. The isolation transformer is at left; the filament dropping resistor, R2, should also be on the outside of case.



Electronics Illustrated



Schematic of amplifier. Insert a .001 to .02 mf capacitor from pins 6 to 7 of tube to cut treble.

PARTS LIST

- R1—1 meg potentiometer (audio taper)
- R2—250 ohm, 20 watt wirewound resistor
- R3—330 ohm, 1 watt resistor
- R4—56 ohm, 1/2 watt resistor
- C1A, B—dual 50 mf @ 150 volts electrolytic capacitor
- T1— isolation transformer (Lafayette Radio TR-91)
- T2—output transformer (50L6 type)
- V1—50EH5 tube
- PL1—120 volt neon pilot lamp assembly
- SW1—SPST Toggle switch
- SR1—Any miniature silicon rectifier 130V @ 50 ma
- SP1—2 1/2" x 10" speaker (Burstin-Applebee Co. #228282)
- 1 phono arm with 2.5 volt output cartridge (Lafayette PK 157 or the equiv.)
- 1 3 or 4 speed turntable
- 1 aluminum chassis box 2"x3"x4" or larger

its ability to do its job (the bar does not touch the arm at any point in its normal record playing movement) but it does prevent the arm from being lifted and dropped onto the record and acts as an arm rest during movement.


Danger point: *Children get their fingers into places where they shouldn't and get shocks and worse.*

Our solution: The amplifier has a shock proof chassis, an isolation transformer is used to keep the AC house current away from controls, etc.

The circuit for this amplifier is novel in that it uses a relatively new tube that can put out almost 1.5 watts of audio on a small input signal, such as from a crystal cartridge. Thus a single tube does all the amplifying with a resultant sound that is better than that usually obtained from such economy phonos.

In actual construction, all of the cir-

Bar through tone arm may be No. 14 bussbar or coathanger. Curve it and anchor with screws.



cuitry is mounted on the cover of the chassis. R2, the 20-watt filament resistor, should be mounted on the outside of the amplifier case with its leads insulated. It does get hot. The tone arm should be mounted so that its pivot is 7 inches from the turntable spindle. Make certain the arm is clear of the cover so that the latter may be closed. Adjust the set screw on the arm so that the bottom of the arm is parallel with a record on the turntable.

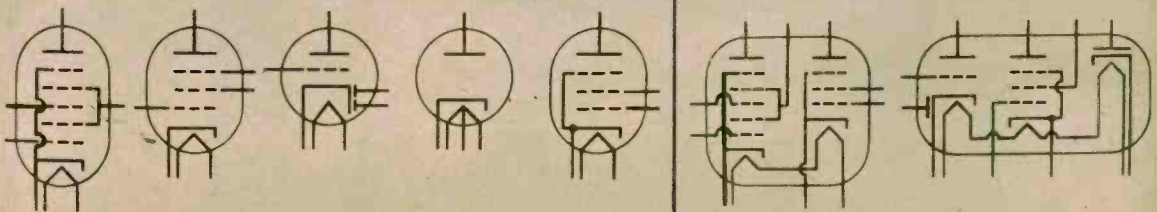
The tone arm is supplied with an extra piece of thin shielded cable, use part of this cable for connecting the amplifier to the volume control. Number 14 bussbar or stiff coathanger wire may be used for the bar that goes through the arm and the hole in the arm may be made by electric drill or hot soldering iron and then reamed to elliptical shape. The bar will have to be curved to permit free motion of the arm. Although a chain was used on our model to keep the cover from falling over when opened, special hardware is available at hardware stores to support the cover.

The top of the cover is constructed of 1/4" masonite, 12" x 13 1/4", the same dimensions as the turntable mounting board. The bottom cover of the phonograph is 10 1/2" x 12", constructed of perforated masonite for ventilation. It is mounted onto two strips of 1" x 1" moulding 10 1/2" long nailed to the inside of the case 1/4" from the bottom.

The Compactron

A new look in tubes: many elements and functions in single bulb make for compactness and economy.

IN spite of the hullabaloo in recent years as new uses for transistors and other semiconductors came along, the vacuum tube is still very much with us. As everyone knows, there are still some jobs that tubes do better than transistors, or that transistors cannot do at all. There are other tasks that tubes still perform as well as transistors, and even as economically, given proper design of the tubes or the circuits. [Continued on page 103]



How to Buy A Transistor Radio

You can be taken in by a simple electronic fraud.
Insist on quality, beware of "miracle" novelties.

By Richard Stollmack

General Manager, Transistor World, Inc.

THE sign on the window outside read "ALL-TRANSISTOR RADIOS GOING BELOW COST. MUST SELL NOW!"

In the store, a smiling customer lured by the rows of glistening sets in the window listened happily as one station after another came in on a \$7.65 set sitting on top of the show case.

What he did not know was that when the set was brought home he would be lucky if it brought in more than one or two stations with enough volume to permit listening without an earphone.

In his search for a bargain, he had bought what is only a toy, containing only two of the "miracle transistors" that are now powering almost every portable sold today. What he also did not know is that he had been taken in by ole-debbil *induction*. In this instance, a longwire antenna strung under the glass of the show-case on which the demonstration set was placed.

The author shows part-packed, obviously complex design of good sets to prospective shopper. Mr. Stollmack is a radio engineer. Sets by Toshiba.





Novelty set performs well if held near induction loop of long-wire antenna (which may be hidden under counter) but works poorly away from it.

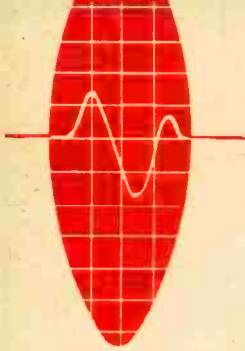
Confronted by attractive boxes of various shapes and sizes, and by a welter of claims that make almost all sets sound alike, how is the shopper to know which set is worth buying?

Everyone can use the following guides to select a set that will give satisfactory service and give full value for money spent:

- Make certain you buy from a store you know, or one that has a good reputation. You'll find that a reputable retailer will not misrepresent the merchandise he sells, and that he will stand behind the radio's warranty.
- Don't buy a radio with fewer than six transistors, if you want worthwhile performance. Look also for a superheterodyne circuit. A quick check of this is the tuning capacitor: it will have at least two

sections. Five transistors merit an "adequate" rating; less than five, the set should be considered a toy or novelty. It takes at least five to make a superhet circuit.

- Insist on handling the radios shown you. Take them outside the store or close to a window to see how they play. Turn the set upside down to make certain it continues to work: some of the cheaper ones won't. As you revolve the set, discount the directional effects of the built-in ferrite antenna. The set should play, even though it is turned 180°.
- Insist on having the set opened. Compare the inner construction with a higher-priced set. Shoddy construction or a paucity of parts, no matter how large the case, are a warning signal. ●



E I Picturescope



The suit may look stuffy, but the man inside is a lot cooler than he would be without it. It shields him from intense electromagnetic fields, like those produced by big radar sets.

Courtesy Filtron Co., Inc.

There are no dial lights in this tuner. Dials and labels are printed on a new electroluminescent panel manufactured by RCA. Panel is intended for decorative lighting, safety signs, home night lights, advertising, and other uses.






English-built Pye Monster Slave Manipulator can handle radioactive specimens, wrestle heavy machinery, or delicately pick up skirt. Girl is neither monster nor slave.

This surveyor uses what may be the world's smallest mobile radio to direct piledriver crew, talk with other surveyor across harbor.



Hams, attention! Why labor to put up a beam? Hiller Co. helicopters put up two beams at Stanford U. Radioscience Lab in 16 minutes.





CB Power Output Meter

By Leo G. Sands

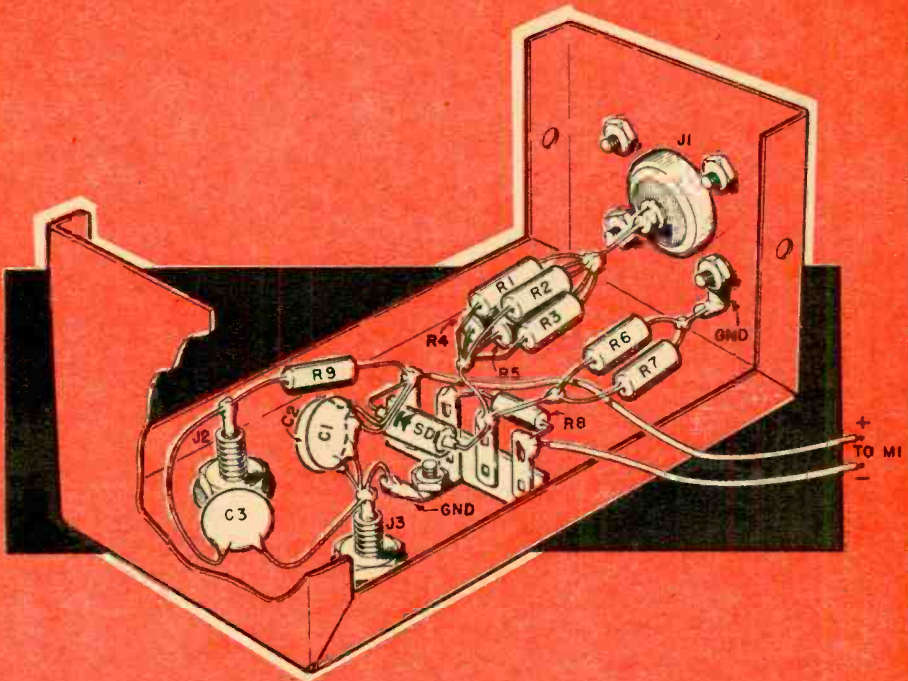
THE FCC allows class D Citizens Band stations to operate their transmitters at up to five watts *input*. But, as far as “getting out” is concerned, it’s power output, that matters. Even if the power input is five watts, or close to it, the power output may be anywhere from less than one watt to as high as three watts. It depends upon the efficiency of the transmitter which in turn, is determined by the circuit, tube condition, the activity of the crystal, and the tuning.

Often, a No. 47 pilot lamp is used as a dummy antenna when tuning a CB rig which also serves as an indicator of relative power output. The brighter it glows, the higher the power output. But quantitatively—how much?

You can answer the power output question by making your own RF power measuring meter. It will not be as accurate as a \$100 laboratory-grade instrument, but is accurate enough for use by the CB devotee and service technician.

The output of the transmitter is fed through a short length of RG-8/U or RG-58A/U coaxial cable into a 50-ohm dummy load

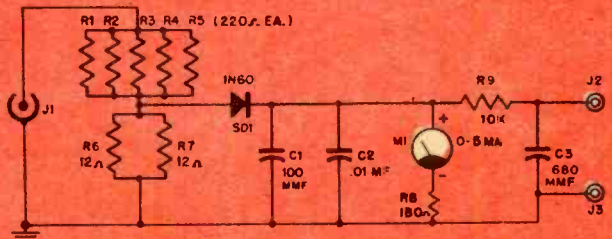
All components fit into the compact case without crowding. Pin tip jacks J2 and J3 are insulated from chassis.

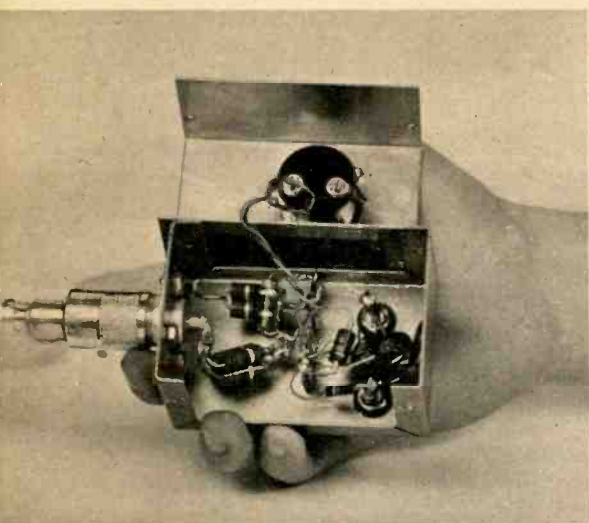


Tip jacks J2 and J3 enable use of a VTVM or an oscilloscope to observe the modulation pattern.

PARTS LIST

- R1 to R5—220 ohms, 10%, 1 watt resistor
- R6, R7—12 ohms, 10%, 1 watt resistor
- R8—180 ohms resistor (see text)
- R9—10,000 ohms 1/2 watt resistor
- C1—100 mmf disc capacitor
- C2—.01 mf disc capacitor
- C3—680 mmf disc capacitor
- SD1—1N60 diode
- J1—chassis-type RF receptacle (Amphenol SO-239 or equiv.) with matching cable connector (Amphenol PL-259 or equiv.)
- J2, J3—insulated pin tip jacks
- l—2 foot length of RG-58A/U coaxial cable





The coaxial cable has a PI-259 plug on one end to mate with a SO-239 socket (J1) and a plug at the other end to match CB connector.

(R1-R7) built into the box of the Output Meter. Power is determined by rectifying the RF voltage across R6-R7 and measuring the resulting DC voltage.

When the transmitter power output is two watts, for example, 10 volts of RF will be developed across the entire dummy load. Of this, 12% or 1.2 volts (across R6-R7) is fed to rectifier SD1. The DC voltage developed across C1 is measured by meter M1.

The 5 ma meter used by the author has an internal resistance of 50 ohms. With this particular meter a 180-ohm series resistor provides full-scale reading when the transmitter output is 16 volts or 5.1 watts. A 180-ohm resistor serves as R8 if you use the meter specified in the Parts List (or a meter with the same internal resistance). Otherwise you will have to experiment to find the proper value. Substitute a 300 ohm pot for RB and adjust it to determine the correct value.

Calibration

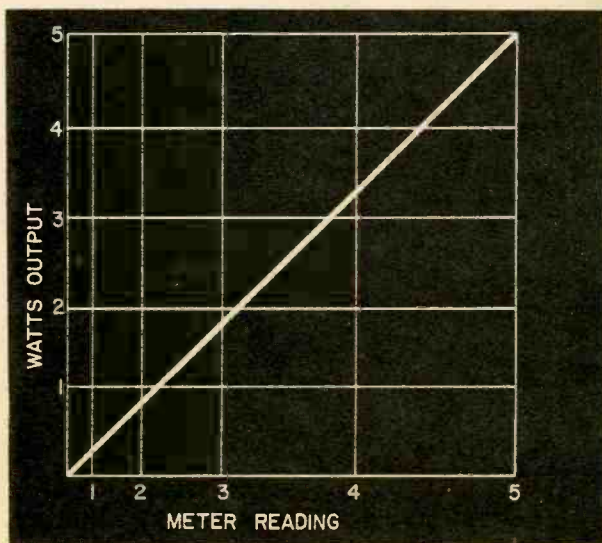
To make a rough calibration, connect a 12-volt dry battery (such as a transistor battery) to input jack J1. Try various values of R8 until the meter reads about 75% of full scale. The meter indicates voltage changes which must be

transposed into terms of power as is shown in the graph.

The power measuring system can be very helpful when testing and tuning a CB transmitter since it serves both as a dummy antenna (preventing the transmitter from causing interference) as well as a tuning indicator. It can also be used for measuring modulation. When someone is speaking loudly into the microphone, the meter reading should rise 22.5% when the transmitter is being modulated 100%. A 22.5% increase in meter reading indicates a 50% rise in transmitter power during modulation. Most Citizens transmitters are capable of almost 100% modulation; none should be modulated more than 100% because distortion and unlawful interference will result.

While this type of RF power measuring device is not as accurate as a laboratory type RF wattmeter, it is nevertheless very useful and adequate for most purposes. As a dummy load it closely approximates a commercial 50-ohm antenna system. In testing the device, the writer found that only very slight readjustment was required when peaking up a transmitter to a live antenna after initial tune-up with the power measuring device.

Power output graph. Read up at meter reading obtained until diagonal line is met, then read across for the corresponding wattage output.



Electronic Ventriloquism

Transistorize your stage shows with this remote-control and voice-operated ventriloquist's dummy.

Jerry Mahoney Dummy courtesy of Juro Novelty Co., nc.



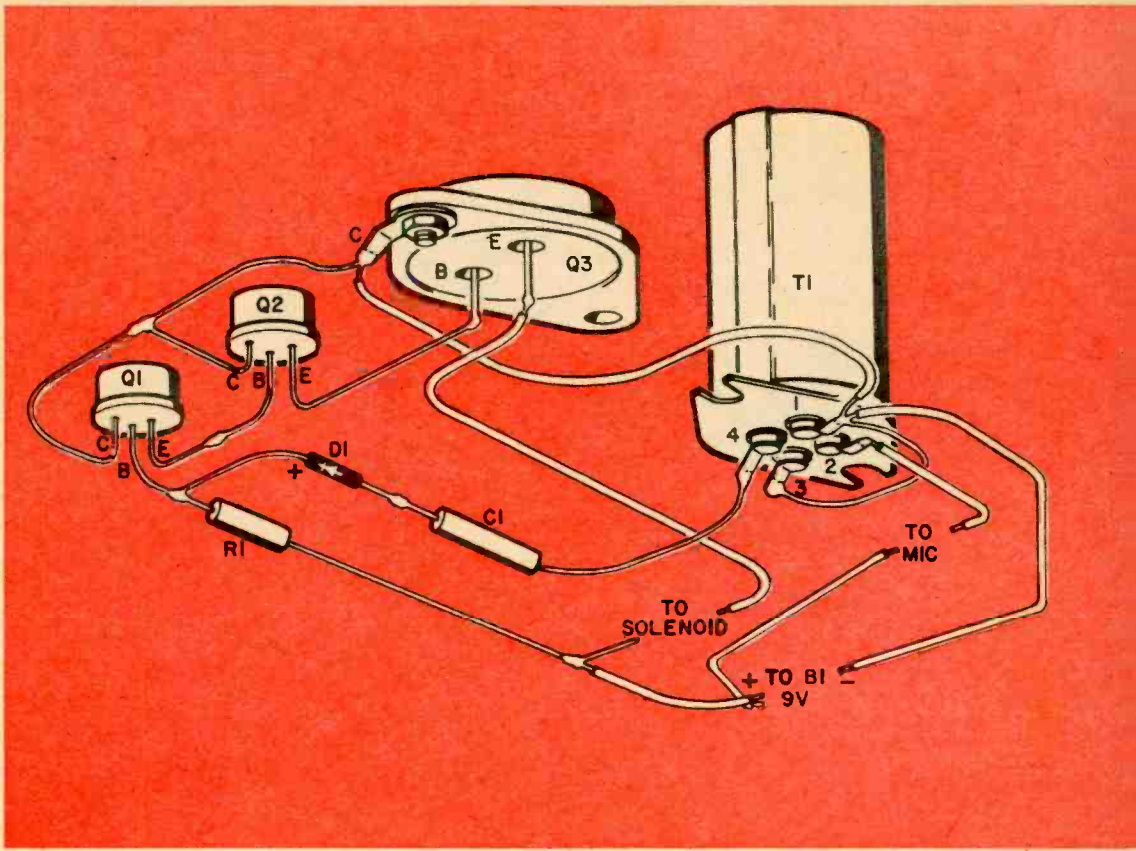
VENTRILLOQUISM is a stage illusion almost as old as mankind. Attempts to fake a voice for the inanimate date from the time pagan priests made stone images speak with the Voice of the Gods—right to our present day Charlie McCarthy and Jerry Mahoney.

Now, you can become an *electronic* ventriloquist by a simple modification of a standard dummy. No talent is needed (other than electronic) to enable the dummy's jaw to wag automatically in time to your voice. All you have to do is speak into the microphone of the control amplifier and a transistor-driven solenoid will pull the dummy's jaw string in synchronization with your voice.

You can also connect the dummy to a radio or tape recorder. All you have to do is disconnect both leads of the radio's output transformer at the points where they connect to the radio's speaker. Now connect the radio's output transformer leads across terminals 1 and 2 of transformer T1 in the dummy's control amplifier. Do not keep the microphone in the circuit.

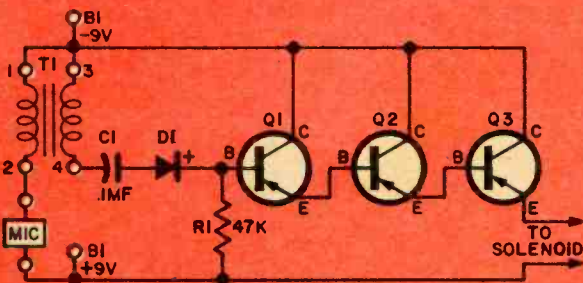
The control amplifier may be constructed in any one of a number of ways. A perforated board may be used as a chassis. Battery voltage can range from 9 to 12 volts and since battery life is moderately short, it's best to use heavy-duty or rechargeable types.

If desired, you can use the voice-control train relay (See page 36 of this issue) instead of the control amplifier shown. You will have to use a different pair of contacts on relay RY1 for the output connection. Connect the solenoid and its power source to terminal 1 and the terminal between 1 and



Arrangement of components is not critical. Use lamp cord for connection to the solenoid. Heat sink the leads when soldering to transistor lugs.

Transistor amplifier for jaw mechanism. Direct-coupled stages are used to drive the solenoid directly. A twelve-volt battery supply may be used.



PARTS LIST

- Q1, Q2—2N1266 transistor (Sylvania)
- Q3—2N256 transistor
- T1—Carbon microphone transformer supplied with carbon microphone button
(Available from Burstein-Applebee, 1012 McGee St., Kansas City 6, Mo. Stock No. for both items 18A533 \$1.49 plus postage)
- C1—.1 mf low voltage type capacitor
- D1—Any general purpose diode (1N34 or equiv.)
- R1—47,000 ohm, 1/2 watt resistor
- I—Solenoid, Ledex 6-volt DC rotary solenoid available from Universal Relay, 42 White Street, New York 13, N. Y. (\$2.00)
- l—Carbon microphone (see T1)
- l—Heavy duty 9-12 volt battery

2 on the pictorial diagram on page 38.

A rotary solenoid serves to pull the dummy's jaw string. The solenoid is a special type which combines low current drain with sufficient power. It will be necessary to loosen the jaw action of the dummy to have the solenoid work properly. In the Jerry Mahoney dummy used, this can be accomplished by pulling the dummy's jaw *forward* and unseating it from its swivel pin. Carefully note the position of rubber band holding the jaw in place. Now substitute a lighter weight rubber band so that the jaw will still close by itself, but with a minimum of restoring force.

The rotary solenoid used was mounted with wood screws and two ½" standoffs. There is nothing to prevent you from using other types of solenoids; a stroke of about 90 degrees and 5 ounce-inches is required.

The control circuit for the dummy's jaw solenoid was especially designed for this project. Three transistors are used in a direct-coupled configuration that

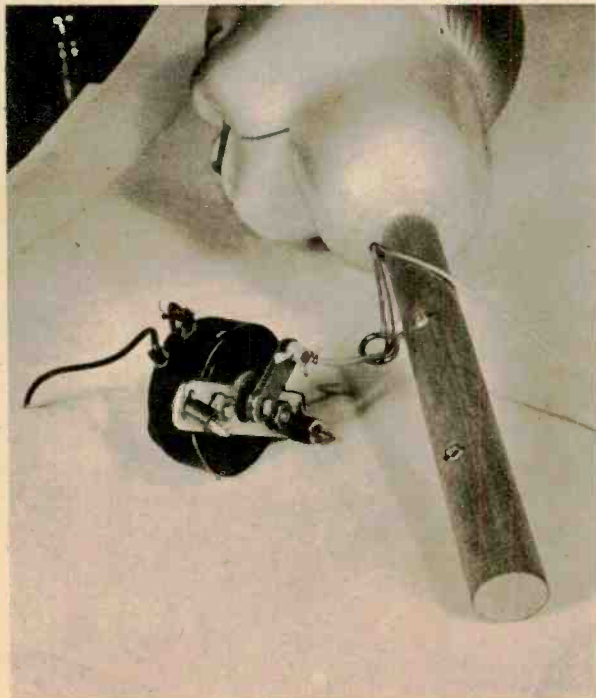
works like this: when you speak into the carbon microphone, the voice pulses are fed through matching transformer T1. At the secondary of T1, diode D1 converts the AC voice signal to DC and feeds it through the DC amplifier circuit formed by Q1, Q2 and Q3. The small current at the input of Q1 is amplified sufficiently to throw the low-resistance solenoid connected at the emitter of Q3.

For full remote operation and to heighten the illusion, you can install a small speaker in the hollow space in the dummy's chest. This can be driven by the radio or tape recorder amplifier or a separate amplifier can be hooked up in parallel with the solenoid control amplifier, both driven by the same carbon microphone.

Because of the many types of dummies available, a certain amount of the construction details will have to be left up to the ingenuity of the builder. The basic principles are here however, and it's up to you to make use of them. ●

Solenoid is mounted on dummy's head stick. Solenoid arm stroke should pull jaw string.

Jaw string must be adjusted critically to solenoid lever for pull and return action.



El's Money Making Careers in Electronics

Menu Music Nobody Hears

Carefully-chosen, "unheard" background music makes profits for local supplier. Could this be you?

By James Joseph

MUTED music can make money. It has for 37-year-old Joe Bein, a kind of in-business-for-himself disc jockey who counts every listener a liability.

Bein's electronic specialty is background music, the nebulous melodies which soothe restaurant diners (but never disturb their table talk), calm the doctor's waiting patients (without upping their blood pressures), ease fatigue along production lines (without distracting busy fingers) and warm the most austere of corporate offices.

"Mine," concedes Bein, "is music calculated to woo no listeners."

And that's what Joe's more than 300 clients want: music that keeps to the background.

Unobtrusive though it may be, it has shoved Joe—as it can you—into the economic forefront.

For background music, though big business, is uniquely tailored to the local little fellow . . . the electronic careerman who hankers to pull bankable C-notes out of thin air.

And you can when, like Bein, you "menu" music nobody hears.

Nor must you be a financial gourmet to do it. Some backgrounders jump into the business with [Continued on page 106]



Joe Bein, owner of Pan American Broadcasting Co., checks installation in big restaurant. He leases gear, "sells" music to businesses.




Bein's 4-man maintenance crew tends sound systems in business premises of 300 clients, ranging from doctors to industrial plants.



Bein selects tapes to be played over FM station that feeds his "network."

Restaurants are big buyers of background music. It must soothe and stimulate customers without intruding, competing with table talk.

Industrial researchers say music can increase production by 20%. Many plants use it. Tempo and rhythm changes help workers fight fatigue.





The operating room floor is conductive at Long Beach Memorial Hospital. This lessens danger of static sparks building up and setting off explosions in anesthetic gases, as charges are constantly drained to ground. If floor loses conductivity, sensing unit, right, responds with alarm.

Electronic Hospital

New patient comfort and more effective treatment result when electronics saturates a hospital.

ONE by one, electronic devices have become standard items of hospital equipment. Perhaps the earliest, except for specific therapeutic items like diathermy, was the public-address paging system. Now, a hospital has been built that was designed as an "all electronic" hospital from before the architect touched a pencil to his drawing board.


From central computer and "memory" banks at its switchboards to a knob that raises a patient's bed, Memorial Hospital at Long Beach, California employs electronics for two kinds of tasks: those that humans cannot do (like guarding the conductivity of an operating room floor) to those that humans cannot do as well (like testing blood samples). The entire operation of the hospital is made more efficient, more convenient, more effective and more comfortable for the patient because of carefully pre-planned electronics.

For instance, the telephone switchboard "nerve center" is more than a telephone switchboard. All of the hospital's different kinds of alarm systems are wired into it, and for emergencies that require outside assistance, such as fire, the alarm goes out of the building to the proper recipient automatically.

Oxygen is piped into all patients' rooms to eliminate delays required with portable oxygen-tent equipment. If there is a malfunction in the lifegiving system anywhere, the "nerve center"

Photos by GLOBE

Red and white blood cells are counted quickly and with high accuracy by new electronic Coulter counter, which replaces slow "human" method.



Clinical gas partitioner analyzes oxygen-CO₂ relationship in heart patient's blood, helps determine how much physical work he may safely do.



Nurses carry pocket paging radio. Bedside panel has patient's telephone, entertainment radio-TV control, pillow speaker, bed controls.






Chloridometer replaces old, slow chemical titration method of measuring chloride-ion content of blood serum with higher accuracy.



Auto-analyzer for blood plasma does three times as many samples as older methods, at five times the accuracy in same working time.



Switchboard "nerve center" also keeps track of doctors, senses all alarm system impulses, has two paging systems, closed-circuit TV.

Doctor's "memory unit" flashes his arrival and departure to switchboard, tells him of messages. He need not report to receptionist.

knows it and can initiate corrective action immediately.

Closed-circuit TV cameras guard halls and entrances throughout the night; unauthorized persons or unusual situations are instantly detected at the switchboard.

The "nerve center" has two major electronic "memory" banks. One of these keeps track of all doctors entering

and leaving the hospital, and tells each one whether to call the switchboard for messages. As a doctor enters by any door, he picks up a wall phone and dials a number assigned to him. The memory unit registers his arrival, and if there are messages for him it gives him a "beep" signal. He then dials the operator. As he departs, the doctor repeats the procedure. [Continued on page 106]



Were pioneer devices "simple?" This coherer would seem to be, but whole big breadboard holds only a detector circuit, equivalent of single tube.

A Page from the Past


What can you do with a spoonful of iron filings?

Pick up a transatlantic signal, the way Marconi did.

By Howard S. Pyle, W7OE

IT wasn't a "crystal detector" that served Marconi so well that night in December, 1902, when his first transatlantic signal reached Newfoundland from England. It was a more complicated contraption called a "coherer." At first glance nothing could be simpler than this gadget, and yet you will understand vacuum tube and transistor theory a lot easier and faster than you will understand what *really* went on inside a coherer.

Does this early DeForest "Audion" look like a light bulb? Edison just missed inventing it.



The coherer is the long, thin object in center of picture above. It is a small-diameter glass tube containing a small amount of dissimilar metal filings. (Usually iron and nickel were used.) The ends of the tube were sealed with metal plugs that formed the contact with the filings.

Just lying there, the filings were a poor conductor, and not enough current from the equipment's batteries flowed through them to pull the relays or do anything else. When an RF "impulse" came down the antenna, however, the filings stuck together or "cohered," and they became a good conductor. Battery current flowed, relays threw, sounders clicked, and oh, yes, there was that doorbell. [Continued on page 109]

How to Get That



Proof of your DXing prowess is the verification card. To get it, give the station what it needs.

By Gene A. Statler

SOONER or later, after a short wave listener has logged a number of stations, he is likely to be bitten by the QSL bug. When this happens he looks forward to decorating the walls of his "shack" with colorful pasteboards from old favorites such as Radio Switzerland, Radio Australia, Radio Nederland, and Radio Japan, or rare ones like Katmandu.

Of course, as every SWL knows, QSL cards aren't collected for their color and beauty alone. They are the verification or proof of reception of distant stations.

Listeners are the lifeblood of any radio station, and the short-wave station engineer especially is interested in reports from distant listeners. Returning verification cards, or QSL's, involves some expense, but this is accepted in order to encourage reports of reception.

There is a lot more to collecting QSL cards than merely opening your mail. Ample time and consideration must be given to the subject matter of reception reports. A few basic rules must be followed in order to insure good returns.

To begin with, along with the name of the station, and its call letters (if any), the *time* of reception of the particular station should be noted. That is, the times of the sign-on and sign-off, or whatever interval in which you happened to be listening. Of course, you must include the time zone that you are employing. Some SWL's prefer to use GMT (Greenwich Mean Time). A handy rule for the conversion of this factor is to add five hours to Eastern Standard Time, six hours to Central Standard Time, and so on, to get GMT. Many SWL's are also partial to the 24-hour system of time keeping. It seems a little hard to learn, but it is very efficient and serves to eliminate the need for the a.m. and p.m. suffixes.

[Continued on page 105]



Watch Your Line Voltage!

**Too high or too low and your
appliances are in for trouble.**

By Leo G. Sands

ACCORDING to a recent GE bulletin, the life expectancy of ordinary radio receiving tubes is cut just about in half if the AC line voltage is 5% above the normal 117 volts. If it is 10% above normal, tube life expectancy is cut to 25% of rated value. A tube ordinarily has a rated life of 1000 hours. If used four hours per day, a tube should last 250 days. If used continuously, rather than being turned on and off, it will usually last much longer.

The 1000-hour rated life does not mean that *every* new tube will last that long. This is the *average* life expectancy, which means that 50% of the tubes will last that long or longer. This means, of course, that many will last a shorter time.

Most electronic equipment today is designed for operation from a 117-volt

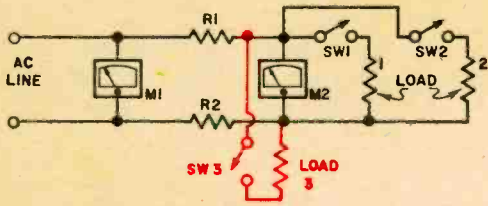


Fig. 1. Ideal no-load voltmeters M1, M2 read line voltage according to switch positions.

AC source. If the line to which it is connected provides 117 volts at all times, optimum performance and satisfactory tube life should be expected.

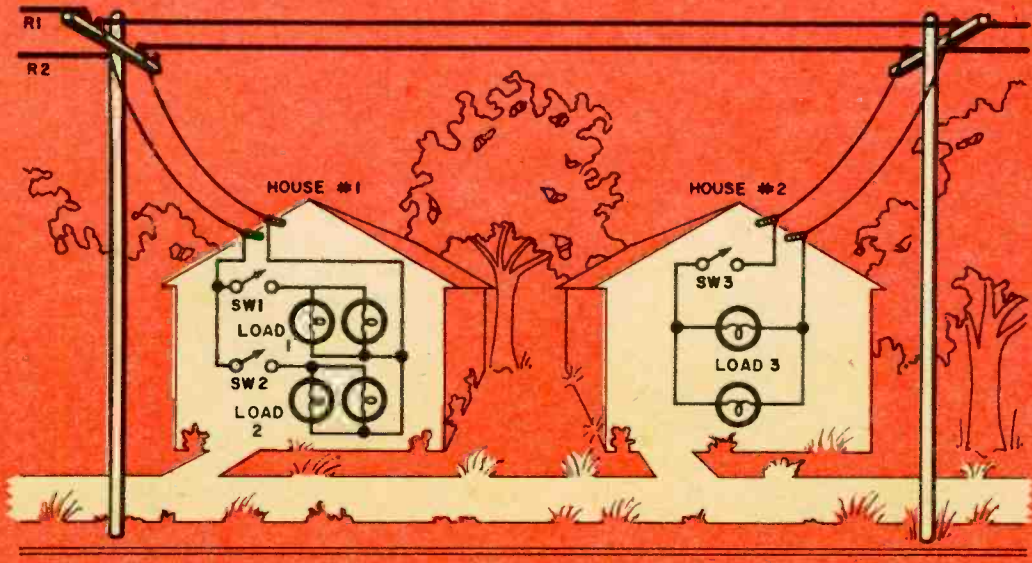
Line voltage is high, low or varies for several reasons. The power line wire itself acts as a series resistance using up some of the available power. Naturally, the smaller the diameter of the wire and the longer the line, the greater is the resistance. As current flow through the line rises, the voltage drop in the line increases.

If, for example, the line resistance is one ohm, one-half ohm in each wire, as symbolized by R1 and R2 in Fig. 1, "ideal" no-load voltmeters M1 and M2

will indicate the same voltage as long as switch SW1 and SW2 are open. But, when SW1 is closed, current flows through R1 and R2 as well as load 1. If the load "pulls" 10 amperes through the line, there will be a 5-volt drop across both R1 and R2 ($E = IR$) resulting in a 10-volt total drop in the line voltage reaching load 1. Voltmeter M1 will continue to indicate 117 volts but M2 will indicate only 107 volts. When the current drain is increased to 20 amperes by closing switch SW2, the voltage drop in the line is doubled and the voltage read across either load will be only 97 volts.

Now let's look at the situation as shown in Fig. 2. Here, we are showing the loads as houses, and another house fed from the same power line has been added and called load 3. When switch SW3 is closed, there is a further voltage drop in the power line because the load of the second house is bridged across it and the current consumed by both houses flows through the line. The voltage at house No. 1 rises and falls according to the current consumed at house No. 2. To insure adequate power delivery to all customers, power com-

Fig. 2. Voltage at house 1 will rise or fall according to current consumption at house 2.



Equipment rating Watts	Current drain Amperes	SERIES RESISTOR			
		For 5-volt Drop		For 10-volt Drop	
		Ohms Resistance	Power Rating	Ohms Resistance	Power Rating
30	.26	20	4	40	5
60	.51	10	5	20	10
100	.85	5	10	12	20
150	1.28	4	10	7.5	20
200	1.71	3	20	5	25
250	2.14	3	20	5	50

panies boost the line voltage so that the voltage at the last house on a line will be adequately high. Thus, the line voltage at any particular house may vary as the demand for electricity varies.

If your tubes burn out too frequently, check your line voltage. If you don't have an accurate meter available, ask your power company to measure the line for you.

High line voltage appears advantageous in that your lamps glow brighter, your electric range heats faster and your TV set has ample picture size. But, your lamps and tubes won't last as long and your electric bills will be higher.

There are several ways you can cut the line voltage down to normal. You can use a series resistor or an auto transformer. The right size resistor for cutting down line voltage 5% or 10% is listed in the chart for equipment of various input wattage ratings. The resistor should be mounted outside the chassis for adequate ventilation.

An ordinary 10-volt filament transformer can be used as a 3-step autotransformer, when connected as an autotransformer with the 5-volt secondary in series with the primary. The windings can be connected to aid or oppose each other, as shown (right). A single pole, 4-position rotary switch permits selection of +5 volts, "normal," -5 volts and off.

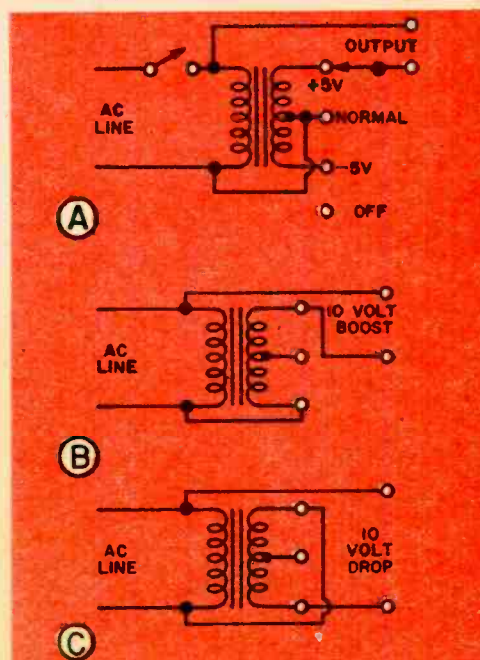
A variable autotransformer such as the Variac or Adjust-A-Volt, which permits adjustment of input voltage to any value between 0-132 volts may be used. Of course, you need an accurate voltmeter to set it right.

Best of all is a voltage regulating transformer between the equipment and the line. These transformers maintain line voltage constant to within $\pm 3\%$ of the nominal value, offsetting line voltage increases up to 130 volts and decreases to 95 volts, but this unit is expensive.

Low Line Voltage

Low line voltage on the other hand, may increase [Continued on page 110]

A shows hookup of a filament transformer used with four position switch. B is a filament transformer hookup for a 10-volt boost and C is reversed phased for a 10-volt drop.



Electronic Brain

Have you any questions on electronics? Send it in and the Electronic Brain will provide the answer.

Tunnel Diodes

I have been seeing some advertisements in the magazines for "tunnel diodes." What are these and how are they used?

A.C. Carter, Smithtown, Long Island

The tunnel diode is a radically new semiconductor device somewhat like a transistor. It can perform switching and amplifying functions like the transistor and is expected to be easier and therefore less expensive to make with higher frequency capabilities. It is also smaller, more stable and more resistant to nuclear radiation and temperature change.

Tunnel diodes are expected to find wide use in computers, earth satellites, missiles, and high frequency communications equipment. The original tunnel diodes were made of germanium, but newer types fabricated of gallium arsenide have now made their appearance. Gallium arsenide is a little known and rarely used semiconductor material. It has unique electrical properties and offers some advantages over both germanium and silicon.

Low Resistance Ohmmeter

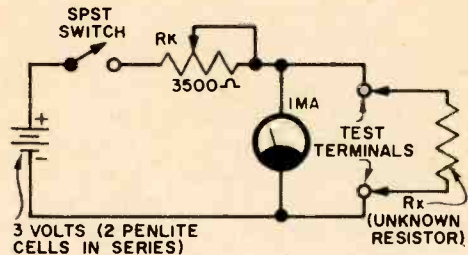
Can you provide a circuit for a "low-ohm" ohmmeter suitable for measuring resistances below 2,000 ohms? I would like to use a basic 0-1 ma meter movement.

M. Driskell, Selma, Alabama

A simple circuit that will give very precise results is shown in the accompanying figure. In the form shown, it is necessary to use a simple formula for finding the unknown resistance, but a calibration chart can easily be drawn up once the instrument has been constructed and tested.

Since R_k is adjustable, it can be set so that exactly 1 ma flows when the unknown resistor R_x is disconnected from the terminals. If the battery voltage is exactly 3 volts, then R_k will be 3,000

ohms for 1 ma under these conditions. Next, R_x is connected to the terminals and the meter reading again noted. This will be less than 1 ma since the unknown resistor is shunting the meter. By sub-



stituting in the formula below, R_x is easily obtained.

$$R_x = \frac{I_a \times R_m}{1 - I_a}$$

where R_x is the unknown resistor, I_a is the current read with R_x connected across the terminals, and R_m is the resistance of the meter movement. This latter value should be known accurately and may either be measured or obtained from the manufacturer's specifications for this instrument.

Antenna Trimmer

When a long-wire receiving antenna is used with a multiband receiver, would the reception be improved by the use of an antenna trimmer? What size should the capacitor be?

William E. Burke, Albany, New York
Yes, indeed!

Any antenna should be electrically "trimmed" with the help of a trimmer capacitor to afford optimum signal strength, hence the best signal to noise ratio.

You will find that a trimmer capacitor of the air variable type with a maximum capacitance of about 150 mmf should improve the performance of your receiver on all bands.

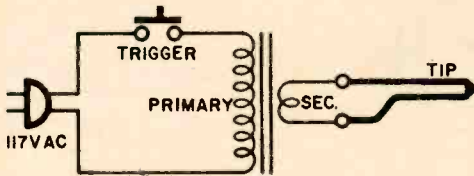
Soldering Gun Operation

Can you explain the operation of the "instant-heating" type of soldering gun? Why can't I get a voltage reading across the tip contacts when the iron is turned on? How can zero voltage produce a large enough current to produce all that heat?

Robert Home, Simla, Colorado

Let's answer the last part of your question first: zero voltage cannot produce any current at all in the tip of the soldering gun. Hence, at least one of your premises is incorrect.

A soldering gun consists mainly of a special step-down transformer with a 117 volt AC primary and a very high current, low-voltage secondary. In a medium duty gun, the secondary wires are usually B & S gauge #6 or #8. This winding contains very few turns.



When the trigger is squeezed, the circuit to the primary is closed. Since the tip has very little resistance, the current that flows (even as a result of the stepped-down voltage) may be comparatively enormous. For example, suppose that the voltage under load applied to the tip is only 1/10 of a volt, but with a tip resistance of only 1/1000 of an ohm, the current would rise to 100 amperes.

To measure the voltage applied to the tip, you would have to use an AC voltmeter; furthermore, the voltmeter would have to have a very low range.

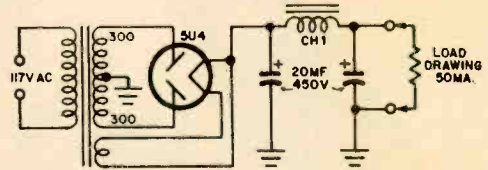
Filter Chokes

What is the value of the filter choke in the accompanying power supply diagram? How is this value determined?

Thos. B. Maugham, Highland Park, N. J.

A choke in a power supply is generally selected on the basis of the amount of ripple-reduction required of it. Thus, it is not possible to specify the value of a choke without knowing the maximum hum rating of the power supply.

On the other hand, the schematic diagram included with your letter shows that the power supply is quite conventional; the fact that it is a capacitor-input type using a single pi-section for filtering indicates that the ripple reduction specifications are not especially severe. On this basis, we can suggest a filter choke that will work well with the filter capacitors given in the diagram. A 15-henry choke, rated at 75 ma will provide more than adequate inductance



for good ripple reduction and, at the same time, is over-rated by 50% with respect to current for complete safety. Since the load on the supply is to be 50 ma, a choke rated at 75 ma will have its maximum inductance and run cool.

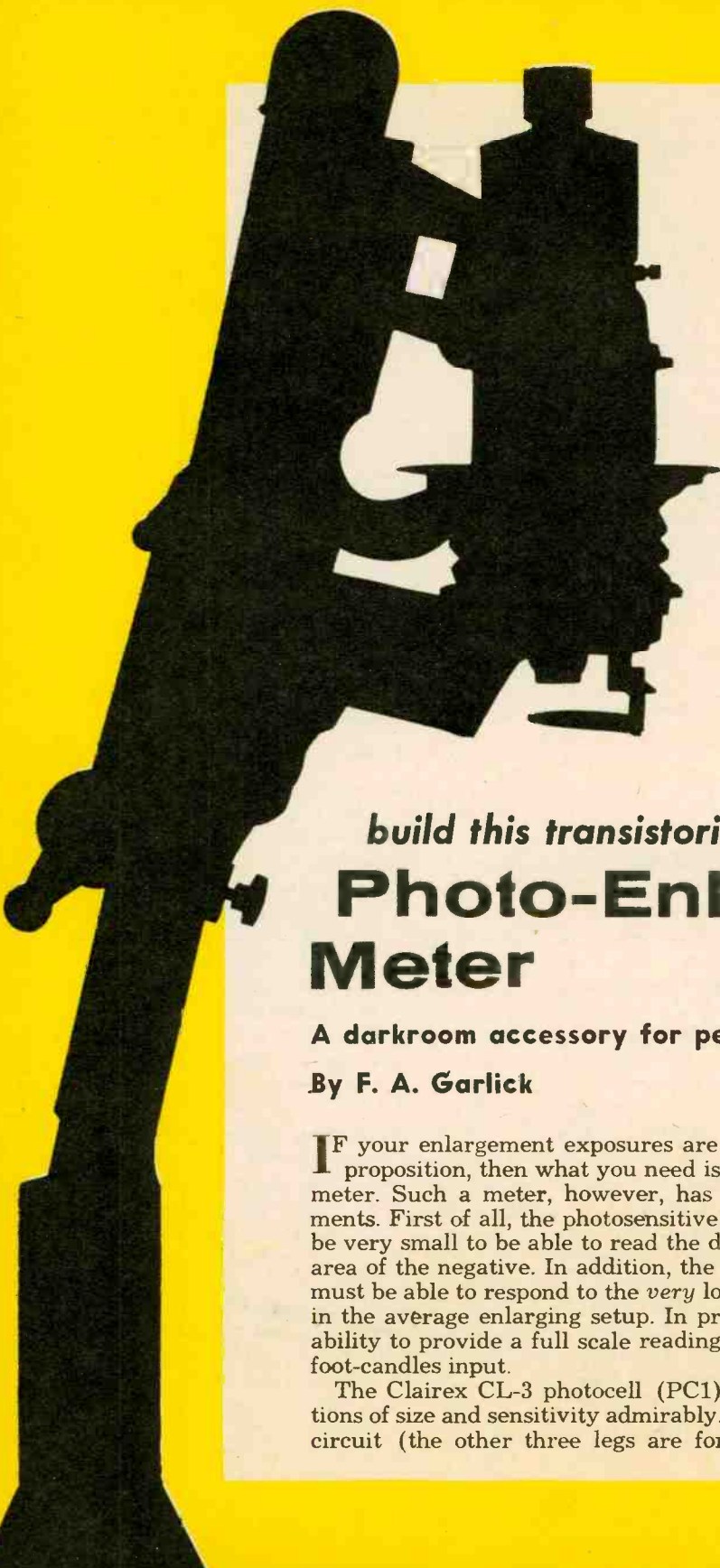
Vacuum Tube Glow

Can you tell me whether vacuum tubes that show a violet glow on their glass shells are faulty? What does the glow indicate?

Jonathan Kesselman, Louisville, Ky.

If the glow is clearly visible on the glass itself, there is probably nothing at all wrong with the tube. This effect is due to the fluorescence of impurities often found in glass caused by the bombardment of stray electrons that have somehow managed to break away from the main stream between the cathode and plate.

On the other hand, a violet glow in the evacuated space in the tube envelope indicates the presence of excess gas. Such tubes are said to be "soft" and should be replaced to restore the equipment to normal operation. Even though the seal of the tube may still be perfect, gas ultimately gets into the tube by a process called *exudation*. Small amounts of oxygen, nitrogen, carbon dioxide and other gases are absorbed in the metal of the electrodes during manufacture and is released slowly into the envelope during the life of the tube.



build this transistorized

Photo-Enlarging Meter

A darkroom accessory for perfect prints.

By F. A. Garlick

IF your enlargement exposures are usually a hit or miss proposition, then what you need is an enlarger exposure meter. Such a meter, however, has very special requirements. First of all, the photosensitive area in the unit must be very small to be able to read the density of a very small area of the negative. In addition, the sensitivity of the unit must be able to respond to the *very* low values of light used in the average enlarging setup. In practice, this means the ability to provide a full scale reading with only about four foot-candles input.

The Clairex CL-3 photocell (PC1) fulfills the qualifications of size and sensitivity admirably. It is wired in a bridge circuit (the other three legs are formed by R2 and R1)

powered by B1. The DC output of the bridge is fed to the base and emitter of transistor Q1 which drives the 50 microamp meter movement M1.

Calibration

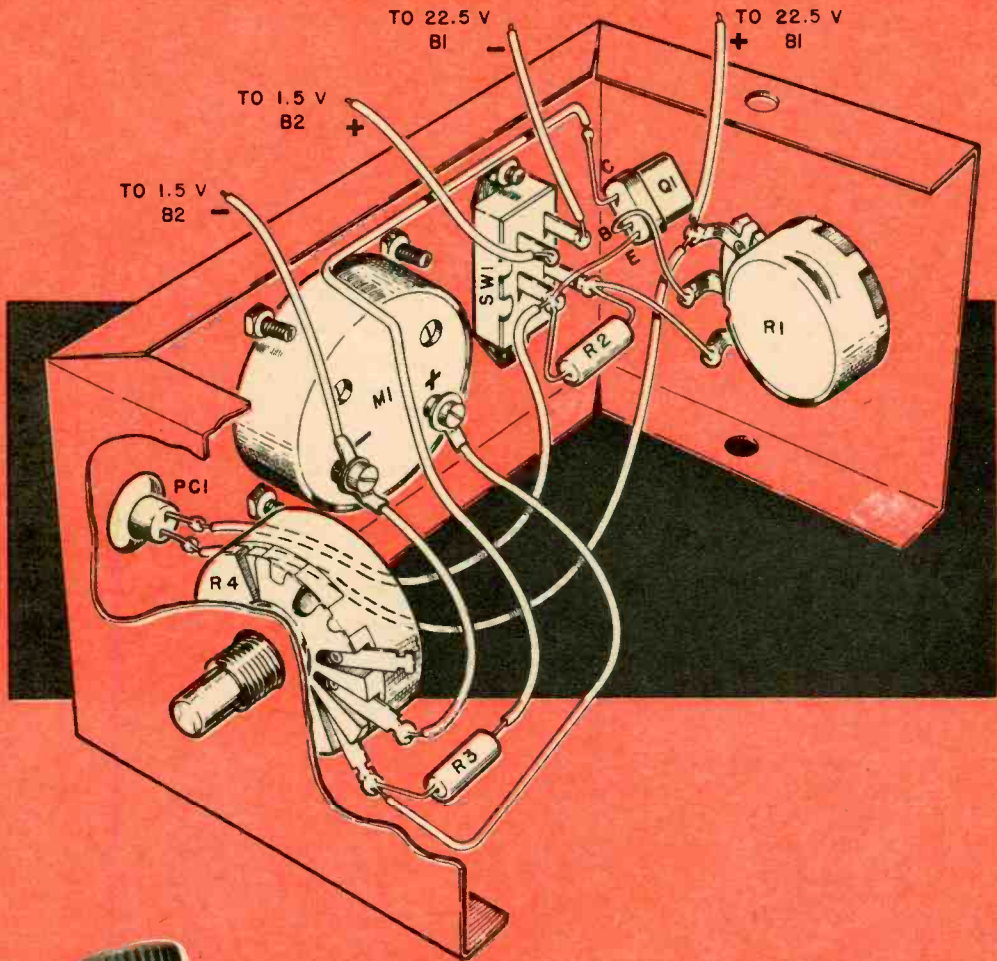
As this instrument is extremely sensitive, be sure to do your calibration under darkroom conditions. The enlarger should be turned on and its lens opened to its widest setting. Set the calibration knob (R4) to "0" (full counter-clockwise) and R1 to the highest point where the meter can be still zeroed by putting an opaque object (not your finger) over PC1. When the cell is uncovered, M1 will read between 10 and 20. Slowly turn up R4 to bring M1 to full scale. Try for the lowest setting of R4 that will provide a full scale drop when the enlarger lens is slowly closed down to its smallest stop. If the calibration knob is set too high, the meter will drop too fast. It can be set to drop the full scale over about 1 f. stop of the enlarger lens. However, the minimum drop per f. stop will give the best readings.

Using the Meter

The exposure meter has two main functions: to read the contrast of the negative; and to give an exposure time for making the print. The contrast of the negative is determined by the variation in density of its lightest and darkest part. The light contrast scale of a scene may be about 1000-1. A negative can give as high as 300-1 while most paper has a maximum of about 30-1. Enlarging paper is generally listed in four grades: No. 1 soft, or low contrast, (for very contrasty negatives); No. 2 medium (for average contrast negatives); and No. 3 high contrast (to be used where more "snap" is wanted in average or slightly thin negatives). A contrast



Complete meter near life-size. Photocell at left of meter is mounted in rubber grommet to resist shock.



Tight quarters of case requires careful positioning of components. Note batteries tucked within cover.

check can be made by placing the meter under the enlarger with a negative in it and the lens wide open. First place the meter under the thinnest part of the negative and adjust the calibration knob for a meter reading of 50. Then move the meter to densest part of the negative. A reading of 0-10 shows a very contrasty negative, 10-15 average, and a higher reading indicates a flat or low contrast negative. Remember that the less contrast a negative has the less variation the meter will have. A few darkroom tests with various negatives will determine the ranges for each paper contrast. A chart can be made up to quickly give you the reference you need.

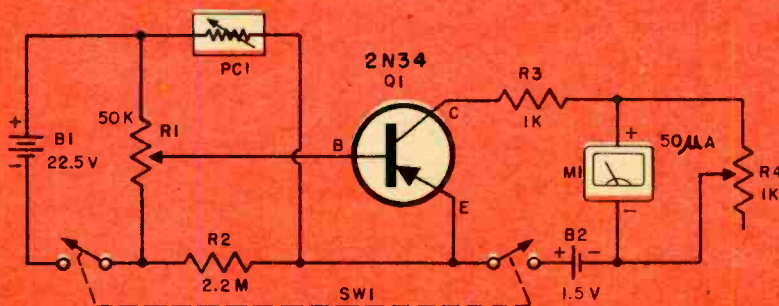
To determine the exposure, first place the meter under the darkest part of the negative and then close the enlarger lens down until the meter reads zero. Make an exposure step test of say 10, 20, 40 and 60 seconds, then develop the

print. A second step test that is between the step that is just over and under a good print will give you the correct exposure time. This is the time that the lightest part of the print (i.e. the darkest part of the negative) needs to just barely affect the lightest tone of the print paper. Similarly, bringing the lightest part of the negative (or shadow portion) down to a given setting on the meter dial will do the same thing. Dodging or burning in will have to be determined by experience, but the meter will give you constant exposures with varying degrees of enlargement of the same negative. It will also give you proper exposure with the various types of paper. Each grade of paper will have a different timing with the lens stopped down to the same amount of light. This can be determined by test, and noted on the side of the meter. Each type of printing paper will have to have separate tests to determine the time of exposure for them. When these tests are completed for your own setup, you will have an exact method of determining exposure for your enlargements.

Of course, the reader must keep in mind that though this device can be very useful in the photo darkroom, there is no substitute for human experience and judgment. For a really good print, not only must illumination and contrast be taken into account, but the nature of the negative development itself and what results are to be achieved.

PARTS LIST

R1—50,000 ohms potentiometer
 R2—2.2 megohms, 1/2 watt resistor
 R3—1000 ohms, 1/2 watt resistor
 R4—1000 ohms wirewound potentiometer
 Q1—2N34 transistor
 PC1—photocell (Clairex CL-3)
 M1—0-50 microammeter (1 1/2" Lafayette TM-200 or equiv.)
 SW1—DPST slide switch
 B1—22.5 volt battery (NEDA 215)
 B2—1.5 volt "C" cell
 Cabinet—4"x2 1/4"x2 1/4" (Bud Minibox CU2103A or equiv.)
 Misc.—2 battery holders, 4 rubber feet, calibration knob numbered 0-10 with 300° arc (Lafayette KN-54 or equiv.), screws, nuts, etc.



Light striking PC1 unbalances bridge formed by R1, R2 and PC1. Bridge output is amplified by Q1. Meter M1 is calibrated by manipulating R1 and R4 slowly.

Are You Destroying Transistors?

By Robert Tomer

CBS Electronics



Battery Eliminators

Part II

MANY of the standard battery eliminators are not suited for powering transistor circuits. Aside from the question of hum due to inadequate filtering of the eliminator, the big problem is voltage regulation.



Let's see what regulation means with regard to a standard six-transistor radio. By connecting a milliammeter in series with one lead from the 9-volt battery, we find that the current drawn by the set with the volume control turned down is about 4.5 ma. However, on station, with volume turned up, the current drain hits as high as 25 ma.

A poorly regulated power supply, if adjusted to provide 9 volts to a radio with the volume turned down, may fall to as low as 6 volts when the radio is playing loudly. This low voltage shows

up mainly in audio distortion and lack of sensitivity. On the other hand, if the voltage output of the battery eliminator is adjusted to provide the full 9 volts output when the radio is blasting, as soon as the program stops, or the audio level falls, the power supply voltage will immediately rise higher than the normal 9 volts required. This, in turn, may well result in transistor damage.

Such poor regulation will make troubleshooting difficult, if not impossible. Wherever possible, batteries should be used to supply power. In the case of the auto radio, a battery shunted by a DC supply is ideal. The battery will filter and stabilize the output from the battery eliminator and the eliminator will in-



sure that battery is always at full charge.

It is important to note that transistor radios not only won't work if the battery terminals are connected backwards, but you may ruin them while trying to figure out what is wrong.

The previous precautions are all aimed at preventing transistor destruction. Naturally, these are not the only reasons for transistor failure. Among other causes are mechanical defects in

manufacturing which produce intermittently shorted leads inside the transistor's case. Sometimes these leads are so close, they test open when cold, but after heating up, they short out. Some transistors develop opens because leads are improperly soldered to the elements. Heat causes these leads to break free and an open element results. A less frequent cause of failure is contamination of the surface. This results in leakage currents which cause distortion or loss of gain.

Effects of Air Temperature



There are two forms of transistor trouble which create some perplexing problems. Transistors, being resistors of a very special sort, are greatly affected by temperature. When they are very cold or very hot, they lose much of their gain and most of their power output. In the northern parts of the country some people find that on a sub-zero morning their car radio sounds very strange. However, after driving a few miles with the car's heater on, the radio functions normally again.

much of its sensitivity lost. Although the designers of transistor radios go to great lengths to stabilize the circuits, these situations are unfortunately still more or less normal and correct themselves

as soon as the equipment is restored to a more usual temperature. There is no solution to the problem with presently known techniques. You'll find an extra diode in some of the later model sets designed specifically to serve as a stabilizing element.



As we've tried to indicate in these articles, transistors are certainly not a cure-all for the problems of the electronics industries. However, it would be most unfair not to recognize the great strides forward which semiconductors have already taken and the bright future which they unquestionably have in store for all of us.

EI'S Hi-Fi Doctor

Audio "Wonder-Drugs"

Veteran audiophiles who can remember back to some of the first Hi-Fi Shows held across the country probably need no reminder that each year's shindig comes up with at least one "cure-all" which claims to have licked everybody's hi-fi problems all by itself. Each year's gimmick—usually an extra control knob on a preamp—promises to break down the last barrier that keeps Duke Ellington from actually walking out of your speaker cabinet into your living room.

This year, while browsing through the New York Hi-Fi Show, I was afraid for a while that no cure-all was going to show its head to liven up the proceedings. But a visit to one of the half-dozen exhibits featuring reverberation gadgets made me stop worrying.

Anyone who tried his hand at building the reverb control featured in the August 1960 *EI* probably found it well worth the effort, since a reverb unit can give a real boost to the impact and "realism" of recorded sound in your living room. But the makers of reverberation units at the show were hinting—as usual—that this one gimmick was all you needed to turn your living room into a concert hall, whether you use it with a pair of Klipschorns or a couple of rusty speakers found on your last spear-fishing jaunt. The units featured at the show were similar to *EI*'s do-it-yourself version (except in price), and so were their effects. They did their job pretty well, but old-timers in audio could only smile knowingly at their claim of supplying the "last word" in sound.

It might be interesting to take a look for a moment at a pair of wonder drugs from previous audio shows to see why they did not live up to their advance billing. At the top of the list of perished hopes is the variable damping control for amplifiers—once touted as a remedy for any and all deficiencies in speaker

systems. Today's amplifiers usually feature a high damping factor—ten or above—to keep a speaker's voice coil under tight control and sharpen its transient response. A while back, though, damping controls on amplifiers offered low—and even negative—settings to "improve" a speaker's performance.

As cure-alls, variable damping controls promised to do everything from improving a speaker's bass response to matching its impedance curve at all frequencies. But the technique used by all of them was simply to reduce amplifier control over a speaker and let it wander off on its own. It didn't take long for audiophiles to discover that any apparent improvement in frequency response offered by low or negative damping was easily offset by muddy transient response and enough amplifier instability to drive an oscilloscope wild.

Another miracle drug for hi-fi that proved to be a "who needs it" item was the "presence control." By boosting an amplifier's mid-range response, the presence control brought Mr. Ellington not only into your living room but into your lap. But the cost of this achievement was listening fatigue and the loss of those silky highs and soul-satisfying lows that audiophiles had spent time and money to get. Like variable damping, the presence control only upset the balance of a good hi-fi rig.

Coming hi-fi shows are bound to bring more magic elixirs, but old-timers will go on taking them with a few grains of audio salt.



and Clinic

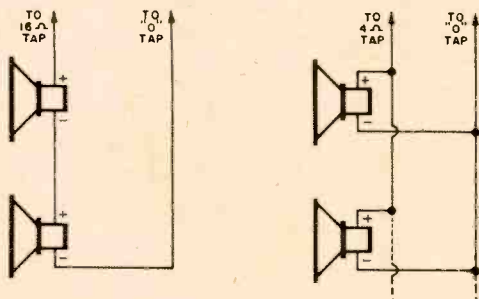
Hi-fi questions are all answered by mail. If of general interest they will appear in this column.

Speaker Connection

I have two speakers of different manufacture that I want to connect to a single amplifier. How do I find out their impedance and what connections do I use?

John Stroble
Minneapolis, Minn.

When you wish to operate several speakers of different impedance from a single amplifier, you must determine if a parallel or a series connection is best. For example, two 8-ohm speakers in parallel could be connected to the four-ohm output tap of the amplifier. Wired in series, they would be connected to the 16-ohm output. Two 16-ohm speakers would usually be connected in parallel (to provide 8 ohms) because most amplifiers do not have a 32-ohm output



connection. If two speakers of dissimilar impedances are used, they should be connected in parallel to the amplifier tap with the same impedance as the lower impedance speaker.

In any case, an impedance mismatch as high as 2:1 is of negligible importance with most hi-fi equipment. There will be a slight loss in power output, but no increase in distortion. If one speaker plays louder than the other, it may be fitted with an L-pad.

You can make a rough check of a speaker's impedance with an ohmmeter. Multiply whatever reading is obtained across the voice-coil connections by 1.3.

In general, a series connection of your speakers will result in slightly less damping on each individual voice coil—and hence, more bass. A parallel connection will give you a “tighter” sound.

Speakers: Systems or Separates?

Should I buy a preassembled speaker system or a separate speaker and cabinet?

Marvin Chelton
Darien, Mass.

It is vitally important that the speaker be matched to the enclosure. A mistuned enclosure can degrade the sound of a good speaker, and a properly matched speaker and enclosure will enable the speaker to put its best acoustic foot forward.

Most speaker manufacturers are only too glad to provide build-it-yourself data for enclosures to match their loudspeakers. (See page 84 of the Nov. '60 *EI* for a listing of the publications available.) If you have woodworking talent, you can save money and build an enclosure at least as good as the manufactured item.

If you already have an enclosure and you wish to match a speaker to it, you had best write to the speaker manufacturers providing details of the enclosure and asking for recommendations. Of course, the purchase of an integrated speaker system will avoid woodworking problems and insure proper match. However, the burden of selecting the proper speaker-enclosure system for *your ears* is still up to you. 🎧



Cosmic Clock

A brilliant piece of do-it-the-hard-way electronics, this "syncopated clock" keeps the time out of joint.


By Alexander Dorozynski

THE most sophisticated but uselessly complex device ever brewed by homo sapiens may well be a 200-year-old grandfather clock nervously ticking away in a corner of a living room in Yorklyn, Delaware. It is the world's first cosmic clock, a sort of scientific monstrosity out of a Rube Goldberg cartoon, that tells time by counting bursts of cosmic radiation emitted by distant stars and hydrogen clouds. The antique is stripped of spring, weight and pendulum; instead, 108 transistors, 215 silicon and germanium diodes and some 1,000 assorted condensers and resistors flash eerie lights and translate cosmic rays into seconds, minutes and hours.

The clock ticks in a disconcertingly random fashion, disrupts meetings of the weekly bridge club, causes unaware guests to spill their drinks, may require a repair crew of skilled electronic engineers, and would not work in Gov. Rockefeller's fallout shelter. Nevertheless it keeps time, its designers claim, with a deviation of no more than 30 seconds a year. It was built by the staff of the DuPont de Nemours [Continued on page 107]

Dr. V. F. Hanson, radiation physics lab chief at DuPont de Nemours, inspects "works" of 25th anniversary gift, a cosmic-ray clock.

A last nostalgic tap of original antique gong. Electronic substitute gives eerie chime like essence of all grandfather's clocks ever made.





Above, the clock's erratic ticking distracts bridge players. Random arrival of cosmic ray pulses plus memory circuits are responsible.



Right, you can't just wind up a cosmic clock and set its pendulum swinging. Presentation party goes on while circuits get final check.



Below, technicians and physicists who helped build clock meet briefly in room containing linear particle accelerator in radiation lab.

December, 1960



Class captain points to girl selected randomly by nixie tube gadget to answer next question. Assistant sets answer into quizzier as teacher looks on.

Teacher's Electronic Quizzer

By Harvey Pollack

Versatile and unique tester and "answer computer" adds spice to high school physics review lessons.

CAN the classroom teacher be replaced by electronics? We don't think so, but Forest Hills High School (New York City) now has an electronic device that automatically handles several important but tedious instruction chores, leaving teacher free for other necessary tasks such as lesson planning.

The machine was designed and constructed by the author, a physics teacher. Originally set up as a "private tutor" for physics students reviewing for examinations, the unique quizzer is now being used successfully in review lessons involving an entire class. Here's how it works.

The quizzer is essentially a testing and automatic scoring device with several built-in dramatic features. Ten "question dials"

are positioned along the left side of the large panel. Each is labeled A, B, C, D, and O. The last is the setting used when an answer is to be omitted. Questions of the multiple choice variety are presented to the pupil, who sets each dial to the letter corresponding to the answer he has chosen. No indication of "right" or "wrong" is given by the machine at this time.

Before the actual selection of answers, the pupil rotates each of the CODE SET knobs to the code letters specified in his instructions for that particular group of questions. When this is done, the quizzier is automatically programmed to accept only one particular sequence of answers. Since each of the CODE SET dials has four possible positions, 16 entirely different quizzes (160 questions) are possible at one complete programming.

When the pupil has completed his se-



lections, he presses the SCORE button momentarily. At this instant, the green READY light that has been on throughout the test blinks out and an adjacent red SUMMING light flashes on to indicate that the machine is in the process of "computing" the score. After a lapse of five seconds, the SUMMING light goes out and an amber READ SCORE lamp comes on. Simultaneously, the final score is displayed on a large meter on the main panel. If this has been a test situation for a make-up or absentee examination, the pupil now knows his grade in percentage. But if the machine is being used as a tutor or reviewer, the pupil then starts the "follow-through" procedure.

He presses the INDICATOR SELECTOR button momentarily. A tiny amber neon light extinguishes while another neon lamp, this time red, flashes on. At

[Continued on page 108]

Rear view shows simplicity of design and construction. Quizzier was awarded a prize by National Science Teachers Association.

Each question for each program has separate dial with four possible answers. Test score is read off meter as percentage.



give a gift subscription to

ELECTRONICS ILLUSTRATED

*the gift that says
"Merry Christmas"
from you
twelve times a year*

special Christmas gift rates

One (1) Year Gift Subscription*

\$3.50

Each Additional One Year Gift Subscription

\$3.00

**An appropriate gift announcement
card, in your name will reach the
recipients before Christmas day**

ELECTRONICS ILLUSTRATED Fawcett Building, Greenwich, Conn.

Christmas Gift Order Card for
**ELECTRONICS
ILLUSTRATED**

Fawcett Place, Greenwich, Conn.
Special Low Gift Rates

First 1 year gift \$3.50
Each add'l 1 year gift. \$3.00

*Please enter gift subscriptions to
ELECTRONICS ILLUSTRATED for:*

Name Check if renewal
Street
City Zone State

Name Check if renewal
Street
City Zone State

Name Check if renewal
Street
City Zone State

My Gift Card(s) Should Read

From —

Remittance enclosed Bill me

My Name
Street
City Zone State

If You Also Want ELECTRONICS ILLUSTRATED Sent To You, Check Here
 Check here if your own is a renewal

BUSINESS REPLY MAIL

No Postage Stamp Necessary if Mailed in the United States

FIRST CLASS

PERMIT NO. 80

Greenwich, Conn.


VIA AIR MAIL

POSTAGE WILL BE PAID BY

ELECTRONICS ILLUSTRATED

FAWCETT PLACE

GREENWICH, CONN.



INDEX

AMATEUR RADIO

See also *Kits, Shortwave Listening and Courses*
 Airwaves, Chaos Hit; Pyle (F) 60 Jan. 60
 Antenna, 15 Meter (Brain)
 82 Oct. 59, 98 Sept. 60
 Antenna, Pogo Stick; Pyle (C) 86 Aug. 60
 Antenna Tips, Professional; Pyle (C)
 44 Sept. 60
 Antenna Tuner, SWL; Smith (C) 42 Feb. 60
 Code, Learn; Buckwalter (C) 32 July 59
 Code, Learn Easy Way; Rosa (F) 60 Nov. 60
 Code Practice Oscillator (C) 66 Oct. 58
 Code Practice Oscillator;
 P. Hertzberg (C) 54 May 58
 Ham, Are You Legal; Pyle (F) 40 July 60
 Ham, Don't Fry That; Hoover (F) 84 June 60
 Ham Equipment, How to Buy (F) 40 Apr. 59
 Ham for Neighbor (F) 96 Nov. 60
 Ham Rig, Transistorized; Todd (C) 50 Oct. 58
 Ham Station Control Center;
 Pyle (C) 30 June 60
 Ham Station Monitor; Doherty (C) 57 Oct. 58
 Hamfest Time; Hoover (F) 68 June 59
 Hamming is a Family Affair;
 Hoover (F) 31 Sept. 59
 Hams, High School;
 R. Hertzberg (F) 67 Mar. 59
 Hamshack Can Go Anywhere;
 Hoover (F) 73 Nov. 59
 Hamshack, Dress Up; Pyle (F) 98 July 60
 License Requirements;
 R. Hertzberg (F) 71 July 58
 Nets, All About Ham; Hart (F) 60 Feb. 60
 Novice Ham Station;
 Buckwalter (C) 69 Sept. 60
 Novice Troubleshoots Rig;
 Hoover (F) 48 Apr. 60
 Novice Transmitter; Warren (C) 59 May 58
 Page from the Past; Pyle (F) 90 Sept. 60
 Panoramic Adapter (Brain) 48 Oct. 60
 QSL, How to Get That; Statler (F) 72 Dec. 60
 QSL Quarrel; Hoover (F) 28 June 60
 QSO's, Before Breakfast; (F) 102 May 60
 QSO's, Tips to Boost; Hoover (F) 31 Aug. 59
 RF Amplifier (Brain) 52 Sept. 59
 RF Field Indicator; Pollack (C) 81 July 60
 S-Meter, BFO, Add; Pollack (C) 62 July 59
 Signal Splitter; Doherty (C) 43 Mar. 59
 SSB, Swing to; Leonard (F) 44 Oct. 60
 6 Meter Rig for Car; Smith (C) 70 Sept. 59
 6 Meter Rig for Car-2; Smith (C) 79 Oct. 59
 Transistorized Rig; Jablin (F) 51 Oct. 58
 Transmitter for Novice; Warren (C) 59 May. 58

ASTRONOMY (F)

Antennas, Odd-Ball 49 Mar. 60
 Astronautics, Careers in; Mallan 37 July 58
 Cosmic Clearing House; Mallan 34 June 60
 IGY Electronic Discoveries;
 Mallan 92 Mar. 60
 Radio's Most Exciting Frontier;
 Mallan 25 May 60
 Radio Telescope in His Garden 46 Dec. 60
 Radio Telescope; Polking 89 July 59
 Radio Telescope, Homemade 40 Nov. 59

Shooting for the Moon; Springer 56 Nov. 58
 Sunspots, Focus on; Binder 52 May 59

ATOMIC ENERGY AND RADIATION

Atom Bomb Alarm (F) 90 Mar. 60
 Atom Power, New look for (F) 58 May 59
 Atomic Power Plant, 5 Pound (F) 65 May 59
 Geiger Counter; Pollack (C) 79 Sept. 58
 Microwave Hazard (F) 32 Jan. 60
 Radiation Belts, All About (F) 43 July 59
 Radiation Does the Trick;
 Sands and McKay (F) 53 Feb. 59
 Radiation Hazard; Delman (F) 51 Apr. 60
 Radiation Monitor; Winklepleck (C) 54 Apr. 60
 Radioactive Fallout (F) 74 Sept. 59
 Scintillation Counter Alarm (F) 82 Apr. 59
 Thermonuclear Power; Beam (F) 25 Sept. 58

AUDIO AND HI-FI

Amplifiers & Preamplifiers
 See also "Amplifiers" under *Kits*
 Amplifier, Guitar; Pollack (C) 64 Dec. 58
 Amplifier, Transformerless Transistor;
 Stoner (C) 29 Sept. 60
 Three Tube Basic Amplifier (C) 68 Oct. 59
 Two-Tube, Preamp (C) 48 Nov. 59
 Animals Talk Back (F) 91 Jan. 60
 Audio Rides with TV Hero (F) 72 Oct. 59
 Automatic Music System (F) 92 May 58
 Automatic Phono Shut-off;
 Hahn (C) 33 Dec. 59
 Binaural Receiver, 2 Tube (C) 53 July 60
 Cartridge, Phono
 Making a Stereo Cartridge (F) 116 July 60
 Small Stylus Myth (Doctor) 56 Jan. 60
 Stereo Hi-Fi Pickups; Lanier (F) 42 Oct. 58
 Stereo Pickup, Adding; Lanier (F) 46 Feb. 59
 Stereo Arms-Pickups (F) 29 Apr. 60
 Center Channel, Add a (Clinic) 61 Mar. 59
 Check Your RPM's; Wayland (C) 65 Sept. 58
 Communications—Underwater (F) 29 Aug. 60
 Connect Phono to Radio (Brain) 89 Sept. 58
 Convert Radio to Intercom;
 P. Hertzberg (C) 76 July 58
 Convert Record Player to Stereo;
 Norinsky (C) 42 Nov. 58
 Earphone, Wireless; Hahn (C) 56 Nov. 59
 Earphone for TV (Brain) 60 July 60
 Echo Chamber, Earphone; Hahn (C) 34 Jan. 60
 Echo Chamber; D. Gordon (C) 54 Aug. 60
 Evolution of Audio-1 (F) 42 June 60
 Evolution of Audio-2 (F) 84 July 60
 Frequencies, Fundamental-Harmonic (F)
 56 Mar. 60
 Headset, \$7 Stereo; Emison (C) 50 July 59
 Hi-Fi, How to Buy (F) 60 July 58
 Hi-Fi in Japan (F) 33 Jan. 60
 Hi-Fi, Shopping for; Marshall (F) 57 Oct. 60
 How Hi the Fi (Doctor) 104 Feb. 60
 Installations, Stereo (F) 41 July 59
 Jukebox as PA System (Clinic) 84 Jan. 60
 Listen to a Printed Page (F) 36 Feb. 59

F—Feature Articles

C—Build-it Projects

Loudspeakers & Enclosures	
See also "Speakers" under Kits	
Add-On Stereo Speaker System;	
Crowhurst (C)	36 Oct. 60
Bass Reflex; Norris (C)	48 May 59
Hanging Horn (C)	77 Nov. 60
Hi-Fi in Country; Wheems (C)	38 Sept. 58
How Speaker is Made (F)	76 Oct. 59
Loudspeakers and Enclosures (F & C)	
Outdoor Hi-Fi; Brociner (F)	45 July 60
Phase Speakers; Buckwalter (F)	68 Mar. 59
Quadflex (C)	80 Nov. 60
Repair Speakers (F)	84 Aug. 60
Satellite Stereo System (C)	72 Nov. 60
Speaker Story (F)	68 Nov. 60
Speaker Substitution Box (C)	46 Mar. 60
Speakers for Stereo (F)	48 Dec. 59
Stereo Hi-Fi Outdoors (C)	42 Aug. 59
Stereo, How to Listen; Lanier (F)	44 June 59
Stereo Speaker; Wayland (C)	50 May 58
Stereo Speakers (F)	74 Feb. 59
Swedish Lund Speaker (F)	58 Aug. 60
2 Amps Feed 1 Speaker (Brain)	52 Nov. 59
Tweeter Globe; Hahn (C)	31 Feb. 60
Wire Patio for Sound; Johnson (C)	60 Oct. 58
Loudness Control; Feldman (C)	62 Sept. 58
Megaphone; Winklepleck (C)	59 May 59
Microphone, Dynamic; Kolbe (C)	32 May 60
Microphone Preamp (C)	52 Nov. 60
Mike Stand; Trauffer (C)	74 Jan. 59
Mixer-Cross Fader; Hahn (C)	92 July 60
Movies—Stereo Sound;	
Crowhurst (F)	27 May 59
Multiplex, FM; Buckwalter (F)	44 Nov. 58
Phono Accessories; Eisenberg (F)	32 Sept. 60
Phono, Repair 45 rpm; Rocke (C)	64 Nov. 59
Phono Input for PA (C)	56 Sept. 60
Phono Pin Plugs, Wiring (C)	75 Dec. 58
Picnic Music Maker; Garner (C)	30 Sept. 58
Preamplifiers—See "Amplifiers"	
Printed Circuit, Make a (C)	33 Oct. 59
Record Bath; Ross (F)	80 Jan. 59
Repairs, Simple Hi-Fi;	
Fidelman (F)	42 Jan. 59
Reverberation (C)	54 Aug. 60
Shelves for Hi-Fi (C)	52 Nov. 58
Small Phono, Improve;	
Trauffer (C)	46 Apr. 60
Stereo Booklets (F)	53 Nov. 58
Stereo Cabinet; McIntosh (C)	56 Sept. 59
Stereo Consoles; Eisenberg (F)	40 May 60
Stereo Makes News; Hoefler (F)	88 May 58
Stereo on a Shoestring-1;	
Wayland (C)	36 Oct. 58
Stereo on a Shoestring-2;	
Wayland (C)	38 Nov. 58
Stereo Records, Appraisal (F)	35 Nov. 58
Stereo Records, How Good are (F)	29 Nov. 59
Stereo Report (F)	27 Nov. 58
Stereo Survey; Eisenberg (F)	28 Nov. 58
Stereo, What's New; Marshall (F)	29 Mar. 60
Test Your Hi-Fi, How to (F)	59 June 60
Tester, Hi-Fi; Pollack (C)	64 Apr. 59
3-Channel Stereo; Feldman (C)	52 Dec. 59
Timer for Hi-Fi; Schroeder (C)	66 Oct. 59
Tone Controls (F)	84 May 60
Tuners	
See also "Tuners" under Kits	
Adapter FM for Multiplex;	

Eisenberg (C)	32 Apr. 59
AM Tuner (C)	72 Dec. 59
FM Tuner (C)	36 Jan. 60
How an FM Tuner is Made (F)	81 May 60
Tuning Eye, Add a (C)	93 Apr. 60
Tuning Eye, Add a	
P. Hertzberg (C)	62 Nov. 59
Turntables	
See "Turntables" under Kits	
TV, Hi-Fi Sound From; Wynn (C)	43 Apr. 59
Volume Control to Remote Speaker	
(C)	78 May 59
Wattage Ratings (F)	96 Sept. 60

AUTOMOTIVE

See also Kits	
Auto, All-Electric; Wherry (F)	78 June 59
Auto Radio, Powering (Brain)	82 Apr. 59
Battery Powers Transistor Radio	
(C)	84 Jan. 60
Cagey Canister Over Highway (F)	92 June 59
Cars on a Treadmill, Test (F)	46 Dec. 58
Driveway Light Control; Chou (C)	70 Nov. 59
Driveway Light Control; Pollack	
(C)	64 May 58
Electronic Highways, Robot Cars	
(F)	55 Oct. 60
Electronics Controls Turnpike (F)	48 Oct. 58
Electronics Drives Your Car (F)	27 Feb. 59
Eye on Traffic, TV Tower (F)	79 Mar. 59
Flasher, Emergency; Pugh (C)	88 Jan. 60
FM Auto Radio (F)	77 June 60
FM Radios for your Car (F)	82 Dec. 59
Headlight Delay Switch;	
P. Hertzberg (C)	73 Mar. 59
Monitor as you Motor;	
P. Hertzberg (C)	36 July 60
Radio Aids Driver Trainee (F)	98 Feb. 60
Rattle Tracer, Car; P. Hertzberg (C)	96 Jan. 60
6-Meter Rig for Car; Smith (C)	70 Sept. 59
6-Meter Rig for Car-2; Smith (C)	79 Oct. 59
Tachometer, Auto; Winklepleck (C)	55 Apr. 59
Tires, Electronics and Safer (F)	53 July 60
Transistor Ignition; Dresner (F)	58 Jan. 60
TV in Your Car (F)	43 Sept. 58
2-Way Radio in Your Car (C)	40 Oct. 59
Wheels, Electronic Balancing (F)	86 Aug. 59

BOATING

Boat Electronics, Small (F)	66 Aug. 60
Boats, There's Boodle in; Joseph (F)	96 Aug. 60
Depth Finders, Small Boat (F)	72 May 59
Intercom for Boatman;	
Buckwalter (C)	36 Aug. 60
Marine Radio, Fixing; Sands (F)	80 June 59
Megaphone; Winklepleck (C)	59 May 59
Solar Switch, Soviet (F)	66 Jan. 59

F—Feature Articles

C—Build-it Projects

Brain—Electronic Brain

Clinic—Hi-Fi Clinic

Doctor—Hi-Fi Doctor

For serious-minded men desiring higher income and status.

CREI has developed a program of home study that is comparable in technological content to advanced residence courses in electronics. The program was developed hand-in-hand with leading companies and Government agencies contributing to the Nation's efforts in electronics, communications, missiles, and space exploration.

This CREI program in Electronics Engineering Technology may be completed in 2 to 4 years, depending on how much of your spare time you can devote to study. The courses are presented in easy-to-understand form. Our instructors will give you personal attention and assist you when you need help.

To qualify CREI graduates for advancement to key technical positions, CREI offers a complete program in electronics, including—

Automation • Instrumentation • Industrial Electronics
Aeronautical Electronics • Guided Missiles • Radar
Servo-mechanisms • Computers • Astronautics • Telemetering • Communications • Electronics Manufacturing • Field Engineering

A COLLEGE-LEVEL EXTENSION PROGRAM IN ELECTRONICS

There is a drastic need in the electronics industry for well-educated engineers and technical personnel. Although the great majority of students find ample opportunity for advancement with their present companies, CREI maintains a Placement Bureau to assist graduates and advanced students in finding more desirable positions. For many years, the demand for CREI graduates and advanced students has far exceeded the supply.

A few of the private companies and government agencies whose officials approve CREI for their own personnel:

U. S. Navy (5,240 enrolled in extension program)
Army, Air Force, Marine Corps, Coast Guard
Columbia Broadcasting System
National Broadcasting Company
Federal Electric Corporation

Florida Power & Light
Pan American Airways
United Airlines
The Martin Company
All America Cable & Radio
Voice of America
... and many others

QUALIFICATIONS FOR CREI. You qualify if you have a high school diploma or equivalent, and if you have had basic electronic training and practical experience in electronics. Available to Veterans.

CREI's Extension Division offers you a college-level home study program in electronics comparable in technological content to advanced residence courses.

Mail this coupon . . . today!

CAPITOL RADIO ENGINEERING INSTITUTE

ECPD Accredited Technical Institute Curricula • Founded 1927

Dept. 1712-G, 3224 16th St., N.W., Washington 10, D.C.

Please send me your course outline and FREE 44-Page Book 'Insurance for Your Future in the New World of Electronics' . . . describing opportunities and CREI home study courses in Advanced Electronic Engineering Technology.

Check field of greatest interest

- Radar, Servo and Computer Engineering Technology
- Electronic Engineering Technology
- Communications Engineering Technology
- Television Engineering Technology
- Aeronautical Electronic Engineering Technology
- Automation and Industrial Electronics Engineering Technology

Name _____ Age _____

Street _____

City _____ Zone _____ State _____

Check: Home Study Residence School Korean Veteran



To obtain fast, immediate service and to avoid delay, it is necessary that the following information be filled in:

Employed by _____

Type of Present Work _____

Education: _____

Years of High School _____

Other _____

Electronics Experience _____

BROADCAST RADIO

AC Battery; Horowitz (C)	43 May 59
AC Motor Hash (Brain)	94 Sept. 60
Auto Receiver, AC (Brain)	63 Aug. 59
Binaural Receiver, 2-Tube; Byron (C)	53 July 60
Bootleg Station on High Seas (F)	96 May 60
Crystal Set Amplifier (Brain)	94 Feb. 60
Crystal Set Amplifier (Brain)	83 May 59
FM Listening, Boom in; Locke (F)	29 Nov. 60
FM in Hong Kong (F)	33 Nov. 60
FM Radio, 1-Transistor; Cohen (C)	32 Feb. 59
Hearing Aid Converts to Radio (Brain)	84 Mar. 60
Loopstick, Improve Your Radio with; Rocke (C)	73 Sept. 59
Multiplex, All About FM (F)	44 Nov. 58
1-Tube Receiver (Brain)	74 July 59
Pocket Radio Amplifier (Brain)	46 Nov. 60
Pocket Radio, Police Use (F)	44 Dec. 58
RF Amplifier (C)	52 Sept. 59
Radiophone, Child's; Garner (C)	56 Dec. 58
Receiver, Common Component; Garner (C)	86 Jan. 59
6 Channels in a Loop; Hahn (F)	54 Nov. 59
Sun-Powered Receiver; Thayer (C)	48 June 59
Sun-Powered Transistor Receiver; G. Gordon (C)	36 Sept. 60
Transistor Radio, How to Buy (F)	56 Dec. 60

CAREERS (F)

Astronautics, Careers in; Mallan	87 July 58
Boats, There's Boodle in; Joseph	96 Aug. 60
Career, Your Ticket to a; Sands	68 Dec. 59
Cash in a Flash; Joseph	34 May 60
Electronics, Careers in; Kursh	76 May 58
Florida Electronics, Is there a Job for you in; Toffler	38 Jan. 59
Garage Doors, Push Button; Joseph	34 Apr. 60
Jobs in Electronics Recession Proof, Are; Kursh	34 Sept. 58
Jobs Overseas in Electronics; Kursh	40 June 59
Make Your Ideas Pay Off; Joseph	36 Sept. 59
Menu Music Nobody Hears	66 Dec. 60
Music From Nowhere; Joseph	25 June 60
Prepare for Tomorrow	81 Jan. 60
School Courses, Technical; Eisenberg	56 Aug. 59
Silent Circuits Bag Burglars; Joseph	90 July 60

CITIZENS BAND

See also Kits	
Antenna, CB Beam; Stoner (C)	50 Feb. 60
Antennas for Citizens Radio (F)	41 Nov. 59
Build-it Course (C)	
Converter	36 Mar. 60
Modulator	36 May 60
Power Supply	44 June 60
RF Oscillator-Amplifier	98 Apr. 60
Club, CB; Lehr (F)	86 Nov. 60
Converter; Doherty (C)	60 Aug. 59

Horseback Radio; Unger (F)	72 July 59
License, How to get CB (F)	34 June 59
Mobile Radio, Kill Noise on Your; Doherty (F)	63 Dec. 59
Power Indicator; Hollander (C)	32 June 59
Power Output Meter; Sands (C)	60 Dec. 60
Range, All About (F)	56 May 60
Receiver, Pocket Size; Cohen (C)	34 Nov. 60
Two-Way Radio for All (F)	27 June 59
Two-Way Radio in Your Car, How to Install (C)	40 Oct. 59

COMPUTERS

See also *Courses*

Brainy Man Builds Better Brain (F)	102 Feb. 60
Computer, Electronic; Benrey (C)	65 Jan. 60
Electronic War Game (F)	48 Oct. 59
Electronic Numbers Game; Cadden (C)	81 Apr. 60
Electronics Tells Chemist; Lind (F)	78 June 60
Factories that Run Themselves; Joseph (F)	66 July 59
Fosdic 3 and '60 Census (F)	58 June 60
Jetliner, Learning to Fly; Joseph (F)	70 June 59
Teacher's Electronic Quizzer; Pollack (F)	88 Dec. 60

COURSES

ABC's of Electronics (16-page Special)	65 May 60
ABC's of Electronics; Hoefler	
1 Introduction	72 May 58
2 How Electrons Travel	51 July 58
3 Ohm's Law	77 Sept. 58
4 Basic Resistor Types	82 Oct. 58
5 Kirchhoff's Law	79 Nov. 58
6 Kirchhoff's Law Continued	86 Dec. 58
7 Basic AC Theory	76 Jan. 59
8 Inductance, Capacitance	60 Feb. 59
9 Resonance	76 Mar. 59
10 Diode Theory	52 Apr. 59
11 Triode Theory	80 May 59
12 Tetrode Theory	84 June 59
13 Remote Cutoff Tubes	86 July 59
14 Characteristic Curves	88 Aug. 59
Build a Safe Model Missile; Parkin	
1 Safety Rules, Rocket Plans (P)	28 July 58
2 Mixing Rocket Fuel	84 Sept. 58
3 Testing Rocket	76 Oct. 58
4 Launching Pad	60 Nov. 58
Build-it Course	
1 Power Supply	40 Sept. 59
2 Amplifier	68 Oct. 59
3 Preamplifier	48 Nov. 59
4 AM Tuner	72 Dec. 59
5 FM Tuner	60 Jan. 60
6 Detector for SWL	84 Feb. 60
7 Converter for CB	36 Mar. 60
8 RF Oscillator for CB	98 Apr. 60
9 Modulator for CB	36 May 60

F—Feature Articles

C—Build-it Projects

P—Plans Available

FREE!

LAFAYETTE'S 1961 CATALOG 324 GIANT SIZED PAGES

The Complete Catalog Featuring
"The Best Buys In The Business"

- Stereophonic Hi-Fi Equipment
- Public Address Systems
- Tape Recorders
- Radio and TV Tubes and Parts
- Citizen Band Equipment
- Amateur Equipment
- Industrial Supplies

Send for Lafayette's FREE Catalog—the most complete up-to-the-minute electronic supply catalog crammed full of everything in electronics at our customary down-to-earth money-saving prices.

CONTAINS HUNDREDS OF EXCLUSIVE LAFAYETTE ITEMS NOT AVAILABLE IN ANY OTHER CATALOG OR FROM ANY OTHER SOURCE — SEND FOR YOUR COPY NOW!

A "must" for the economy-minded hi-fi enthusiast, experimenter, hobbyist, engineer, technician, student, serviceman and dealer.



Our 40th Year



Stereo Central Center
KT-600 Kit LA-600 Wired
79.50 134.50



KT-650 FM Tuner Kit
54.50



TE-15 Tube Checker
19.95



RA-50 20,000 Ohms Per
Volt Multimeter
13.50



RA-400 2-Speed
Portable Tape Recorder
49.50



Communications Receiver
KT-202 Kit LA-202 Wired
64.50 75.50

EASY PAY PLAN—the simplest, and quickest way to get what you want when you want it. As little as \$2 down ... up to 24 months to pay.

LAFAYETTE RADIO

Mail the coupon today for your FREE copy of Lafayette Radio's 1961 catalog.



Lafayette Radio Electronics Corp.
Dept. LIL-6, P.O. Box 190
Jamaica 31, N. Y.
Send me the FREE Lafayette 324 page
1961 catalog 610

Name _____

Address _____

City _____ Zone _____ State _____

10 Power Supply for CB	44 June 60
Computers, All About; Yates	
1 What They Are	56 Mar. 59
2 How They Work	36 Apr. 59
3 Changes They Have Made	74 May 59
Shortwave Listening, All About; Gould (F)	
Part 1	30 Dec. 58
Part 2	70 Jan. 59
Part 3	76 Feb. 59
Spotlight on the Bands; Stanbury	
80 Meters	40 Jan. 60
40 Meters	38 Feb. 60
20 Meters	58 Mar. 60
15 Meters	86 Apr. 60
10 Meters	44 May 60
6 Meters	70 June 60
2 Meters	86 July 60
Test Equipment, How to Use; Kiver	
Meters—1	38 Aug. 59
Meters—2	48 Sept. 59
Meters—3	84 Oct. 59
Oscilloscopes—1	36 Nov. 59
Oscilloscopes—2	44 Dec. 59
Oscilloscopes—3	44 Jan. 60
Probes	52 Feb. 50
Tube Testers—1	52 Mar. 60
Tube Testers—2	94 Apr. 60
Tube Testers—3	60 May 60
Transistor Testing—1	38 June 60
Transistor Testing—2	56 July 60
Transistor Testing—3	90 Aug. 60
Transistors, Are You Destroying; Tomer (F)	
Part 1	88 Nov. 60
Part 2	82 Dec. 60

EI EXCLUSIVE (F)

Betting, Off-Track; Kursh	29 Jan. 60
Buried Treasure from the Air, We Hunted; Hoefler	32 Oct. 58
Bugging, All About; McRoberts (C)	46 July 58
Cut Off from Europe; Kirkbride	47 July 59
Death Ray. What Happened; Louis	34 Dec. 58
Electronic Library from Uncle Sam	25 July 60
Fraud, Don't Be Taken by Electronic; Delman	25 Sept. 60
Guided Missile, The First; Gregory	54 Dec. 59
Inside Russian Electronics	27 Oct. 58
Inventions in Electronics; Kursh	27 Mar. 59
Made in Japan; Popkin-Clurman	44 Oct. 59
Mid-Air Collisions; Beame	40 Dec. 58
Nautilus Under the Pole	25 Dec. 58
Radiation Belts, All About	43 July 59
Radiation Hazard; Delman	51 Apr. 60
Russian New York Fair	45 Nov. 59
Strain Gages, All About; Hahn	60 Aug. 60
Surplus Bargains; Kursh	29 Dec. 59
Wiretapping, All About; Vega	28 May 59

- F—Feature Articles**
- C—Build-it Projects**
- Brain—Electronic Brain**
- Clinic—Hi-Fi Clinic**
- Doctor—Hi-Fi Doctor**

Continued next month

Electronic Roulette Wheel

Continued from page 45

mentary contact switch using clip leads (S2 can be used temporarily), and the 12-volt battery. When S2 is operated rapidly, RY3 should run through the complete cycle from "0" through "9," and reset back to "0" when the tenth position is reached. If not, stretch the spring a bit more.

All lamp wiring is done on the top deck only. When completed, RY3 should be shock mounted in the gaming table with rubber grommets.

The pulser unit (Fig. 2) is constructed on a piece of perforated Bakelite board and mounted with long bolts and brass spacers.

The wheel (Fig. 3) can be fabricated using an aluminum pie pan as the recessed section of the wheel. A small aluminum "muffin cup," and a scrap tin "skirt" completes the assembly. All metal sections are cemented together with Plastic Aluminum, and the completed assembly was painted in accordance with "gaming table" colors.

The gaming table houses the control panel (Fig. 4) and poker chip components as well as the pulser unit and RY3. Relay RY2 controls the pulse signal unit, turning it on at the start of play, and off after the proper time has elapsed to simulate the slowing down of a roulette wheel. The time delay relay (Fig. 5) controls action of RY2.

The poker chip jacks J2-J11 (Fig. 6) are not mounted directly on the gaming table. Instead, they are mounted on scrap pieces of insulating material (such as plastic or wood) which is bolted to the table. The bases of the jacks protrude through $\frac{5}{8}$ " holes cut in the gaming table.

The poker chip feature may be eliminated if desired, or more chip positions can be added by paralleling additional jacks with those in the schematic.

The play button is made by bolting an aluminum disc on to the plastic button supplied with push button switch S1.

Description of Controls:

- S1—Play button; starts automatic cycle when switch S7 is in automatic position
- S2—Play lever; same function as S1; enables play to be controlled from panel
- S3—Main power switch S4—Lamp power switch
- S5—Stepping relay power switch
- S6—Single pulse; advance stepping relay one position each time it is operated.
- S7—Function switch; in automatic position game operates as described in text. In test position the pulse unit is controlled by the remote switch (S8) on the cable connecting to the small panel jack J1. The time delay relay is removed from operation and the pulser remains "on" continuously (or as controlled via panel jack). Pulse rate can be controlled by potentiometer R3.

Kits That Teach Electronics

Continued from page 35

supply cage. On relay, connections "D" and "E" are very close; careless soldering would short them. Soldering iron not supplied. How each project works, function of each part, well explained. All projects work, though some suffer from poor quality of microphone provided. Also, no headphones are supplied, a serious deficiency. Otherwise a well-planned kit, good "course." \$14.95.

Allied Radio Corp.: "Knight-kit" 10-Circuit Transistor Lab. Basic parts are soldered in place on and under a printed circuit board. Several dozen pin-type jacks provide one or more connections for each part. Ten circuit guide cards are supplied, any one of which is placed in the center of the board. Lines on the card end at pin jacks on the board, and it is only necessary to plug in pre-cut, pin-tipped leads following the lines on the card, to complete circuits. No trouble to wire up circuits using the guide cards alone. The kit suffers from two faults: the pin jacks do not always hold the lead pins snugly and in firm contact, and the battery holder assembly does not hold the battery tightly and in positive contact. This latter fault is endemic among transistor kits, we have found. Battery, headphones, supplied; phones double as "mike." \$15.75.

Progressive Radio Edu-kits, Inc., Hewlett, N. Y.: "Progressive Radio Edu-kit." Includes all tools needed, from screwdriver to soldering iron, three tubes and all parts for 20 circuits, some of which are built in a small metal chassis, giving the user the "feel" of working with commercial-type radios. (Others go on a new printed circuit board.) Diagrams are simple to the point of being primitive, but certainly easy to follow. Considering that Progressive's products have been on the market for over a decade, we were disappointed to find a transformerless, or "AC-DC," power supply. This presents a shock and short hazard, especially when using the signal tracer circuit with an AC-DC radio, even though capacitor isolation is used. What if the capacitor breaks down, or the operator inadvertently touches both chassis? Shock hazard is insufficiently discussed. The 85-page basic booklet is good in many ways, but while it tells what each part

does, it does not tell *how* it does it, or what it does in each circuit. The user thus gets scant understanding of resistance, capacitance, inductance, etc. However, there is much additional study material. \$26.95.

The Children's Kits

The children's kits, by and large, are magnificent—or so it seemed to us at first glance. All of our editors were "Boy Edisons," and there were murmurs of "I envy today's kids" as we opened boxes and saw all that potential for experiment. "Everything is there"—no searching for weeks, waiting for weeks, no endless scrounging. Any child can be a Boy Edison or a Boy Marconi—"just like that!"—on Christmas morning.

That, alas, is the way it *ought* to be. We found some flaws in this picture. There were inevitable frustrations for anyone who built almost any of our "review" kits. For children, frustrations are devastating.

You had better be available to bail a child out of possible difficulties. Most children's kits fail, to some degree, to recognize the limitations of children.

Instructions may be oversimplified and overcondensed. Assumption is made that a child, reading the simple English of an instruction, will do exactly what it calls for, and only that. Children do not read or think this way. Instructions should be expanded at certain critical times to tell the child what NOT to do.

Nothing is more upsetting to a child than a missing or unrecognizable part. Open the kit and check if yourself before wrapping it for the Christmas tree. If it's too late to send it back, you can often supply the part yourself. (In that case, be sure to send the manufacturer a scathing note.)

Kit makers who warn adults to "read each instruction all the way through before you execute it" fail to warn the child about this. It leads to difficulties.

In practically all of them, the child isn't warned he needs batteries until the end of the construction phase.

Heath Company, Inc., Benton Harbor, Michigan: "Heathkit Jr." Electronic Experimenter's Lab No. 3. 3 transistors. 20 circuits. A good idea, but it sins on practically all the above counts. Nevertheless, two children who are not famous for perseverance worked doggedly at this and the other Heathkits reviewed, because their attractive design stimulated them. A 13-year-old took several long evenings

[Continued on page 102]

NEW! LAFAYETTE HE-15A 2-WAY SUPERHET CITIZENS BAND TRANSCEIVER!



Boating—Ship to Shore



On the Farm



Business—Trucking

57⁵⁰

ONLY 5.00 DOWN

- **5 Crystal Controlled Transmitting Positions:** Operates at a maximum FCC legal power input of 5 watts fully modulated.
- **Superheterodyne Tuneable Receiver Over Full 23 Channel Band:** RF stage in both transmitter and receiver, 3 watts audio output plus large 4" speaker.
- **Complete with Transmitting Crystal:** Removable front plate for easy accessibility of crystals. Channel 9 crystal supplied.
- **4 Dual Function Tubes, plus 2 Single Function Tubes, plus 2 Rectifiers for 12 Tube Performance:** Compares with units costing 3 times as much. Unexcelled reception on land and sea with coverage up to 20 or more miles depending on antenna height and terrain.
- **Planetary Vernier Tuning:** Controls include 3 position function switch (transmit, receive, plus transmit with spring return) and effective Full-Wave Variable Noise Limiter.
- **High Output Crystal Microphone:** 2 position push to talk slide switch plus 5-prong microphone jack makes conversion to a push-to-talk relay a cinch.

- **Adapts for use Anywhere:** Modern compact styling. Brackets are supplied for easy mounting of unit in auto, truck or boat. Addition of 6 or 12 volt power supply (separately supplied) adapts transceiver for mobile operation. Only 10¼Wx6¾Dx5¾"H. Shpg. wt., 11 lbs.

Anyone Can Operate: No examination or technical knowledge required — Any citizen 18 years or older is eligible for a license. Simply fill out FCC application supplied with HE-15A Transceiver.

HE-15A Factory Wired and Tested (less antenna)	5.00 Down	Net 57.50
HE-19 Whip Antenna		Net 3.95
HE-16 Power Supply for 12 Volts		Net 10.95
HE-18 Power Supply for 6 Volts		Net 10.95

SENSATIONAL LAFAYETTE CITIZEN BAND MOBILE ANTENNA

Includes—

- CHROME SWIVEL BASE
- STAINLESS STEEL SPRING
- 102½" STAINLESS STEEL WHIP
- FOR OPTIMUM 11 METER PERFORMANCE

THE SCOOP BUY FOR CITIZENS BAND MOBILES

Chrome swivel ball mount base designed to be mounted on any surface. Stainless steel spring holds rod in properly adjusted position and prevents rod damage from shocks and blows. Stainless steel whip for maximum resiliency and strength. Shpg. wt., 4 lbs.

HE-800WX Net 6.95

6.95



NEW! LAFAYETTE TELESCOPIC CITIZENS BAND WHIP ANTENNA

- Chrome Plated
- Telescopes From 16½ to 40"
- Mounts Vertically or Right Angle

An outstanding antenna value. This high quality three section telescoping antenna is designed for attachment directly to your citizens band transceiver. Ideal for point to point service over short distances. Molded base loading coil has a threaded stud with a PL-259 plug-connector for vertical or right angle mounting. Shpg. wt., 1 lb.

HE-19 Net 3.95

3.95



10,000 OHMS PER VOLT MULTITESTER

NEW! **9.95** Outperforms Instruments Many Times Its Size

- Extra Large 3½" Meter Face
- Completely Wired and Tested
- All Accessories Included

Convenient pocket size with single range selector switch. First capacity range requires 120V AC, second range requires 6V AC. Durable Bakelite case and panel. Complete with leads and battery. 4¼x3¼x1¼". Shpg. wt., 1½ lbs.

TE-10 Net 9.95

TE-14 Pigskin Carrying Case, Shpg. wt., 8 oz. Net 1.95



NEW! LAFAYETTE RADIO FIELD INDICATOR

- Provides a Continuous Indication of Transmitter Output
- Rugged 200ua Meter Movement with Variable Sensitivity Control
- Requires No Electricity, Batteries or Transmitter Connection

Measures the RF field generated by any marine, mobile or fixed transmitter. Rear phone jack accepts earphones. Antenna extends from 3¼" to 10¾". Bottom plate magnet allows mounting on any metal surface. Measures 3¼Wx2¼Hx2"D (less antenna). Shpg. wt., 2 lbs.

TM-14 Net 7.95

7.95



PLEASE INCLUDE SHIPPING CHARGES WITH ORDER

LAFAYETTE RADIO
165-08 LIBERTY AVENUE JAMAICA 33, N. Y.

NEW YORK 13, N. Y.
100 6th Avenue
BRONX 58, N. Y.
542 E. Fordham Rd.

BOSTON 10, MASS.
110 Federal Street
NEWARK 2, N. J.
24 Central Avenue

PLAINFIELD, N. J.
139 W. 2nd Street
PARAMUS, N. J.
182 Route 17



LAFAYETTE
HI-FI KITS

Build A Path to A New World of Entertainment



KT-250A
50-WATT STEREO AMPLIFIER... 74.50



KT-500A
FM-AM STEREO TUNER... 74.50



KT-609A
STEREO PREAMPLIFIER... 79.50

ENGINEERING:

Created with the non-technical builder in mind. There's much more fun in assembling your own kit... and it's so easy.

DESIGN:

Each kit has the fine professional-looking touch. Styled to blend with every decor.

VALUE:

You can't get better units at these money-saving prices.

QUALITY:

Top performance due to high quality parts and engineering.



KT-650 FM TUNER... 54.50



KT-236A
36-WATT STEREO AMPLIFIER... 59.50



KT-550 100-WATT
BASIC STEREO AMPLIFIER... 134.50

MONEY-BACK GUARANTEE

Lafayette Kits are an-*exclusive* products of Lafayette Electronics. Each Lafayette Kit must meet or exceed its published specifications, or your money is refunded in full.



All Lafayette Kits are Available on the Easy Pay Plan.

Lafayette Radio Dept. EIL-6
P.O. Box 190 Jamaica 31, N. Y.

Send me the FREE 324-Page
1961 Catalog No. 6-0

CUT OUT

AND PASTE

ON POST

CARD

Name _____

Address _____

City _____ Zone _____ State _____

FROM HEATH... MORE NEW HOBBY KITS!



AD-10 \$33.95

STEREO RECORD PLAYER KIT (AD-10)

Made by famous Garrard of England to superb specifications. "Plug-in" cartridge feature. Rubber matted heavy turntable is shock-mounted, and idler wheels retract when turned off to prevent flat spots. Powered by a line-filtered, four-pole induction motor at 16, 33 1/2, 45 and 78 rpm. Supplied with Sonotone STA4-SD ceramic stereo turnover cartridge with .7 mil diamond and 3 mil sapphire styli. Assembles in minutes; mechanism and vinyl covered mounting base pre-assembled, arm pre-wired. With 12" record on table, requires approximately 15" W. x 13" D. x 6" H. Color styled in cocoa brown and beige. 10 lbs.

Mechanism Only: Less cartridge, base and cables. Model AD-30, 8 lbs.,\$22.95



AA-50 \$79.95

HI-FI RATED 25/25 WATT STEREO AMPLIFIER-PREAMPLIFIER KIT (AA-50)

A complete 25/25 watt stereo power and control center (50 watts mono) . . . 5 switch-selected inputs for each channel . . . new mixed center speaker output . . . stereo reverse and balance controls . . . special channel separation control . . . separate tone controls for each channel with ganged volume controls . . . all of these deluxe features in a single, compact and handsomely styled unit! Five inputs for each 25 watt channel are provided: stereo channel for magnetic phono cartridge (RIAA equalized); tape head input; three high level auxiliary inputs for tuners, TV, etc. There is also an input for monophonic magnetic phono cartridge, so switched that monophonic records can be played through either or both amplifiers. The automatically mixed center speaker output lets you fill in the "hole-in-the-middle" found in some stereo recordings, or add extra monophonic speakers in other locations. Nearly all of the components are mounted on two circuit boards, simplifying assembly and minimizing possibility of wiring errors. Handsome cabinet features new "visor" effect, with vinyl-clad steel cover in black leather-like texture with gold design. 30 lbs.



AA-20
\$34.95



AA-30 \$45.95

ECONOMY PREAMPLIFIER KIT (AA-20)

Although these two new Heathkit models are designed as companion pieces, either one can be used with your present stereo system. The preamplifier (AA-20) features 4 inputs in each stereo channel (RIAA "mag" phono, "xtal" phono, and two auxiliary inputs). A six-position function selector switch gives you instant selection of "Amplifier A" or "Amplifier B" for single channel monophonic; "Monophonic A" or "Monophonic B" for dual channel monophonic using both amplifiers and either preamplifier: "Stereo" and "Stereo Reverse". Self-powered. (AA-20) 8 lbs.

HI-FI RATED 14/14 WATT BASIC STEREO AMPLIFIER KIT (AA-30)

Two 14-watt high fidelity amplifiers, one for each stereo channel, are packaged in the single, compact, handsomely styled amplifier (AA-30). Suitable for use with any stereo preamplifier or with a pair of monophonic preamplifiers, it features individual channel gain controls, speaker phase reversal switch and convenient pilot light. Output accommodates 4, 8 and 16 ohm speakers. Handsome satin black expanded-metal cover, gold colored chassis. (AA-30) 21 lbs.



ORDERING INSTRUCTIONS

Fill out the order blank below, giving us your name and address in the space provided at right. Include charges for parcel post according to weights shown. Express orders are shipped delivery charges collect. All prices F.O.B. Benton Harbor, Mich. A 20% deposit is required on all C.O.D. orders. Prices subject to change without notice. Dealers and export prices slightly higher.

QUAN.	ITEM	MODEL NO.	PRICE

Ship via Parcel Post Express C.O.D. Best Way

FREE CATALOG

Describes over 150 different and exciting kits in Hi-Fi, Test, Ham Radio, Marine and Hobby fields. Send for yours today!



HEATH COMPANY Benton Harbor 39, Mich.

Please send my free copy of your complete catalog.

NAME _____

ADDRESS _____

CITY _____

ZONE _____

STATE _____

first of a series designed to teach the fundamentals of electronics . . .



EK-1

\$19.95

EDUCATIONAL KIT (EK-1)

Youngsters and oldsters alike will find this kit a price-less introduction into the wonderful world of electronics. Now, at less than the cost of several standard textbooks on the subject, Heath offers a complete basic electricity course, resulting in a finished test instrument of a thousand and one uses. The EK-1 is a combination kit and text-workbook designed to teach the principles of voltage, current, and resistance—the basic “yardsticks” of electronics to students of junior high level. Adults also will find the project beneficial as a beginning or refresher course in electronics. When finished with the project the student will have learned the theory and construction of direct current series and parallel circuits, voltmeter, ammeter and ohmmeter circuits and the application of ohms law to these circuits. The completed meter will then be used to verify ohms law and the maximum power transfer theorem, one of the most important theorems in electronics. The finished kit, a practical volt-ohm-milliammeter, may be used to make measurements of voltage, current and resistance in a wide variety of applications.

Procedures for checking home appliances and automobile circuits are included with the kit. The EK-1 will serve as a prerequisite to following Heathkit Educational Kits. Get started NOW in this new and exciting series. 4 lbs.

XR-2P

\$29.95

(6 lbs.)



XR-2L

\$34.95

(7 lbs.)

6-TRANSISTOR PORTABLE RADIO KIT (XR-2 series)

Dependable portable entertainment wherever you are—wherever you go! Choose the gleaming, two-tone molded plastic model or the handsome simulated leather-and-plastic combination—both feature a gracefully curved grille in smart beige plastic. The XR-2P complements the handsome grille with a mocha colored case of high-impact plastic, while the XR-2L encases the grille in sun tan color Sur-o-Lon simulated leather. Vernier tuning control gives you smooth, precise station selection. Six Texas Instrument transistors are used for quality performance and long life; a large 4" x 6" PM speaker provides “big set” richness of tone. Ready to play after simple assembly—transformers prealigned. Six flashlight batteries used for power (500-1000 hrs.) (batteries not included).

HW-19 (10 meter)

HW-29 (6 meter)

\$39.95



10 & 6 METER TRANSCEIVER KITS

Complete ham facilities at low cost! Ideal for beginning and veteran hams for “local” net operations. Transmitter and receiver are combined in one easy-to-use instrument. Features neat, modern styling, press-to-talk transmit/receive switch, built-in AC power supply, variable gain control and built-in amplifier metering jack. Operates mobile using vibrator power supply. Microphone and two power cables included. Styled in mocha and beige. Less crystal. 10 lbs.

Vibrator Power Supplies: VP-1-6 (6v.), VP-1-12 (12v.). 4 lbs. kit; \$8.95 ea., Wired; \$12.95 ea.

ORDER DIRECT BY MAIL OR SEE YOUR HEATHKIT DEALER*

*The convenience of Local Heathkit Sales and Service costs but a few dollars more.

Continued from page 97

just to get the basic circuit board wired. *There ought to be projects which can be tried with the board only partly wired.*

In attempt to make circuit-changing easy, Heath has produced a helix-spring connector into which wire leads are simply to be thrust. Where several connections are to be made to one point, putting in third or fourth wires causes the other ones to pop out. The idea is good, but the spring ought to be redesigned—possibly just larger. There are 68 of these springs, each fastened to the chassis board by means of a tiny screw and nut. The pigtailed of transistors, capacitors, resistors, etc., fasten under the nuts. The screws are just too short, especially as the spring connector exerts some back-pressure.

NO nut driver was provided, in spite of all these tiny nuts, though nut drivers are provided in simpler "Heathkit Jr." kits (see below). Wiring the circuit board is a "three-hand" job.

Several screw sizes were used—and sometimes the screws would not go through the connector holes. Tiny self-tapping screws had to be driven into brittle switch-lug holes, a terrible job for a child. Also, lugs on switches and speakers and other parts had to be bent with precise right-angle zig-zags so that terminal or mounting holes would match those on the board—resulting in broken lugs, or, on a speaker, broken plastic backing. *Such bends should be made in the factory.*

Heath supplies a good clip to hold the body of the battery, but the spring contacts are poor—just simple bent strips of metal. The child is not told to make sure good contact is being made.

Nevertheless, this kit has much to recommend it, and if an adult is available to help a child over obstacles, it might provide almost endless stimulation and fun—assuming the adult is experienced in electronics, or perhaps is a born teacher. It is certainly a bonanza of parts. However, the company must get over the idea that instructions must be "simplified" for children—simplified to the point of being inadequate. \$29.95.

Heath Company: "Heathkit Jr." Transistor Diode Radio. One of several non-experimental projects in the "Junior" or "Science Explorer" line. We were a bit doubtful of their value—how much will a child really learn from putting together a cookbook project? Then we remembered that our own favorite way to introduce a child to electronics is to show him how to build a crystal set, that *works* as soon as

the antenna and ground are attached. So we tried this one. In about three and a half hours our "test child" had assembled the whole works, in its little case that makes it "look like a radio." (This is sometimes important to children.)

There was the usual trouble about lug-bending. An attempt to correct a wiring error caused the destruction of the tiny, glass-barreled diode (*which we replaced with a fat, husky 1N34, and this is what the manufacturer should provide*). Ironically, Heath, which can be so generous with diagrams when it is telling an adult how to mount a component, and publishes a great big drawing of a transformer, its screws, washers, lock washers, and nuts, all over and under an "exploded" chassis, merely tells a child to "mount the tuning capacitor on fiber washers" and that's all!

But it worked, after only a few hours of labor, and the child was tickled. With no trepidation she took on the next project, below. The diode-transistor radio is \$9.95. *Heath Company:* Transistor Radio Broadcasting Station. This one featured a plastic nut-starter which the child forgot to use until near the end. The project took several evenings, and we suspect that Heath has not yet worked out the best order of assembly. The booklet was better provided with "lineup" diagrams showing how screws, nuts, washers, etc., go together than was the other, but there were many awkward phases in the assembly.

The explanations in the pictorials, of how parts work, and what happens in the circuit, are very good. The cartoon showing the "gate" or "valve" action of a transistor can be used to explain vacuum tubes, too.

Other kits in the Heathkit Jr. line: Diode "Micro" Radio, a rocket-shaped crystal set with separate headphone, \$3.95; Diode Personal Radio, crystal set in "radio" box, \$5.95. Both include antenna wire. Electronic Experimenter's Lab No. 1, one transistor, one diode, seven circuits: \$12.95, probably a better bet for a school-age child than No. 3, reviewed above; Electronic Experimenter's Lab No. 2, 2 transistors, 12 circuits, \$17.95.

The *idea* of these kits is fundamentally sound, and we expect Heath to make them as foolproof as its superb adult kits.

Educational Electronics Co., 1227 W. Loyola Ave., Chicago 26, Illinois: "2-in-1 Broadcast Radio Kit." Regenerative receiver and "wireless home broadcaster." Strangely, while this company has "lab" kits, which we requested, it sent us this one to represent its line. A plain 8-page

Continued from page 55

booklet explains the circuit and gives assembly instructions, which are less than a page of plain prose—no step-by-step, check-it-off procedure. Connections are to Fahnestock clips—no soldering. But no hookup wire was supplied, there are no schematics, the one pictorial is small and unclear. The receiver would not work without a ground—we had to tell our “test child” where to attach it. Price, \$9.95.

A. C. Gilbert Company, Erector Square, New Haven 6, Connecticut: “Erec-Tronic” Electron Tube Set, 11072. 15 circuits. This long-time leader in children’s engineering toys has come up with a beauty. For the child who is only ready for “cook-book” stuff, the circuits zip together in minutes, and they work. For the more inquiring child, or for the adult who would like to guide a child into learning more, a concise 27-page booklet manages to tell all: what the parts do, how they do it, what the circuits are all about, etc.: a masterful job. All parts can be checked quickly using the set itself. The checking procedure teaches much about electricity.

All parts are mounted on foam plastic blocks, or modules. Each module has two mounting feet that simply fit into evenly-spaced holes in a mounting board that looks something like “pegboard.” On top of the mounting board a paper circuit template is placed, and holes are pre-punched in it to match mounting feet on the parts.

Each module has contact pins, something like big tube pins, but sticking up. Pre-cut wires in several lengths, tipped with Gilbert’s “Jiffy” connectors, clip to the contact pins. All the child need do is “copy” the “wires” drawn on the template and he has a working circuit in no time. However, the booklet encourages him to wire from circuit diagrams, too. “Jiffy” connectors snap right on, do not crowd each other.

This one is \$21.98. Other Gilbert “Erec-Tronic” kits: Radio Set Kit, 11042, three diode receivers, \$5.98. Transistor Set, 11052, four circuits including code oscillator, \$9.98. Transistor Set 11062, nine circuits, \$14.98. Broadcast and Receiver Set, 11082, 19 circuits, \$34.98.

American Basic Science Club: see the discussion above, under the Adult Kits. Depending on the age and achievement level of the child, the ABSC kits can be challenging, inspiring, and very rewarding.

Summing up, almost all the children’s kits have drawbacks, and all but the Gilbert “Erec-Tronic” line still require an adult as consulting engineer at least now and then.

There is life and progress yet in the vacuum tube industry, and with progress and growth comes change. Now we have a new type of tube, the “Compactron,” developed by General Electric, which may become the model for a whole new family of receiving-type tubes.

The Compactron has two innovations: a wide, twelve-pin base, and the combining of many tube functions in one envelope. This second idea may not seem so new: we have had dual tubes (like the 6SN7, 12AT7) for many years, and the “converter” tube in the average small superhet combines oscillator and mixer functions in one set of elements. However, the Compactron design permits two, three, four and possibly more functions to be combined, and it can use as many sets of separate elements. The only element common to the Compactron’s different sections is the heater or “filament.”

As the name implies, the Compactron is very small. Its $\frac{3}{4}$ ” wide pin circle is wider than that of a conventional miniature tube, but since, as the picture shows, two Compactrons can take the place of five standard tubes (in the usual “kitchen-radio” All-American Five circuit), a great deal of space is saved. The typical Compactron bulb will be one to two inches high. Its diameter is $1\frac{1}{8}$ ” for receiving types and can be wider for special functions.

The broad 12-pin base offers circuit advantages. It adapts well to printed circuitry, since the large circle provides adequate space for making all connections. By locating the heater connections on pins 1 and 12, additional space is available to bring a heavier printed circuit to the heater leads if a heavy-current heater is needed.

In some Compactrons, there will be only one set of elements and one tube function. Power output tubes and small transmitter tubes are a case in point. The bulb is big and heavy enough for good heat dissipation. In radio, TV, audio amplifier, and transmitter circuits, only one-size chassis holes need be punched, as in the days of all-octal-tube circuits, and there need be fewer holes and fewer sockets, since low-power-level circuits can have all their “tubes” in one envelope.

Fewer chassis holes, fewer sockets, fewer and shorter wiring connections will make for economy in the finished product. Chassis and cabinets can be smaller since the Compactron tubes are not very high.

Skilled Rocket Amateurs

Continued from page 51

its design and construction. But it is obvious that no real analysis of the rocket is made by Army technicians before the boy is told whether or not to make the trip.

There are actually many sincere and dedicated amateur groups in the country who should be given help and an opportunity to demonstrate what they can do. There are some immensely talented young scientists among their members. There are also a great many *lone wolf* type geniuses in the teen-age population who have constructed some mighty sophisticated rockets—some too large and potentially too powerful to be fired on any existing Army range. It would be tragic to sell these boys short with the hasty judgment that they are motivated solely by a fascination for fireworks, and are years behind the pioneers of thirty or forty years ago.

Without any attempt to survey the entire field (for which there isn't space), and excluding the few large and highly-organized adult groups which function as amateurs (e.g. the Pacific Rocket Society, Rocket Research Institute, Reaction Rocket Society, etc.), let's take a look at some advanced amateurs. They are fairly representative of what is going on in American amateur rocketry—and they didn't happen to be around the day Lloyd Mallan visited Fort Knox.

The American Rocket Research Society was launching small rockets from the flatlands in the Canarsie section of Brooklyn as early as 1952. This group, none of whom was more than 16 years old at the time, documented hundreds of firings on performance graphs and film. They produced a half-hour color film covering four years of experiments, constructed elaborate test equipment for measuring motor performance, and developed a laminated fiberglass hull for high altitude sounding rockets which drew an offer of a Navy development contract.

Most of the members are now in their freshman or sophomore years in college. They have abandoned the original society name and incorporated themselves under two organizational titles. One is REAC, Inc., which specializes in motor development projects and in the construction of rocket and satellite display models for store windows and exhibitions. During the year 1959, REAC did more than \$10,000 worth of business as a part-time enterprise.

The other titular heading the boys op-

erate under is called the Society of Applied Rocketry (SOAR). It is devoted to developing practical uses for small rockets. Through an alliance with a philatelic organization, SOAR has concerned itself recently with a long-term program aimed at the development of a practical mail rocket. Three 15-foot prototypes of this rocket have been built and fired. Early last spring one of them successfully ejected a sealed mail carton containing 3000 letters over the waters of Penobscot Bay in Maine. It was lowered to the surface of the bay by parachute and recovered by the local postmaster in a small boat. (Philatelists throughout the world will pay from one to three dollars for covers representing such "firsts.") This rocket rides a radio beam to its destination. The carton capsule is ejected by radio command, and it carries a radio beacon transmitter to aid in its recovery.

Or let's visit the Richland Rocket Society in the state of Washington. These boys are much younger and are Johnny-come-latelies in the field. They have only been organized for two years, but have managed to launch more than 200 rockets in that time from a range located on land belonging to the Atomic Energy Commission's Hanford Atomic Works. They specialize in small hardware, relatively simple in construction but quite refined in design.

During the past year they managed to assemble enough second-hand and surplus parts to build their own Doppler radar system for tracking the first few hundred feet of a rocket's flight.

Down in San Antonio, Texas the Astrophysical Society of Trinity University merged with a group of local high school students two years ago, and embarked on a long range program of rocket experimentation under the guidance of a refugee Hungarian engineer who was teaching physics at the university. Within a year the group had launched or static tested over 400 rocket engines, had its own launching site in the desert, and had equipped its own proving grounds in an abandoned gravel pit. At the last reading the "Muddy Pit Proving Grounds" were still being improved, but already included: a central control bunker, a firing control bunker, a camera and instrument bunker and a fuel storage bunker (all constructed of logs reinforced with sandbags and dug underground, and all featuring concrete floors, ventilating fans, overhead type periscope view slits and electric lights); a static test stand for thrust measurement of solid fuel motors; a horizontal launching

rack for short-hop, wall-to-wall free flight tests of small rockets within the gravel pit; a one kilowatt generator with power lines to all bunkers; and a telephone switchboard connecting all bunkers and test facilities. Being installed were: a shelter for the power plant; a power plant control panel; and vertical and horizontal static test stands for liquid motors.

Back on the east coast again in Orange, New Jersey, lives 17-year-old Alex Gerardo whose XSSM-1 Research Probe is designed to reach an altitude of 34 miles. The eleven-and-a-half-foot missile is packed with an AN/CPT-2 radar beacon whose antenna will fold outward when the instrument package is ejected, a biological package containing various types of bacteria, a radiosonde modulator and transmitter, associated electronic equipment and two parachutes. A barometric switch will trigger the ejection mechanism at maximum altitude. Alex has already won a science award with his rocket and has excited the admiration of engineers in several industrial concerns who have helped him with technical advice and some hard-to-get parts. He is aiming at a career in electronics.

These few examples should serve to emphasize the point that America's young rocket enthusiasts are *not* thirty years behind the model airplane builders of pre-World War II. They have done things far beyond the scope of anything ever attempted with model planes, and have had to acquire a depth of knowledge in the physical sciences that the model builder never had to approach.

How To Get That QSL

Continued from page 72

In the 24-hour system, all hours are written to look like "hundreds," though each "hundred" has only sixty minutes. All times have four digits. Midnight is 0000 (though "2400" is commonly seen) and the a.m. hours are 0100, 0200, and so on, up through 1100, 1159, and noon, or 1200. After noon, minutes and "hour hundreds" are simply added to 1200. One p.m. is 1300, two p.m. is 1400, etc. A time that is not a whole hour, such as 11:36 a.m., is written 1136 with no colon, and without the "a.m." Similarly 10:24 p.m. becomes 2224. The rule is simple: all times smaller than 1200 are "a.m." hours and all times greater than 1200 are "p.m." hours.

The exact frequency of operation in megacycles, or kilocycles if you prefer,

should by all means be listed. Never report that you heard a certain station "somewhere in the 25-meter band."

Mention should also be made of the names and times of principal programs heard. If a name of a song or singer or some important speaker is included, the people at the other end will know without a doubt that you heard their station and not something else on an adjacent frequency.

However, the most important part of any report, by far, is the signal and interference description. This is also very interesting to the engineer, as it helps him determine how his station is getting out. One of the best systems for this purpose to be devised is the "SINPO" code. This code is a relatively new thing among SWL's, and is rapidly taking the place of the old RST code, which was originally meant for amateurs. The SINPO code is as follows:

CODE S, <i>signal strength:</i>	5—excellent 4—good 3—fair 2—weak 1—barely audible.
CODE I, <i>interference from other stations:</i>	5—none 4—slight 3—moderate 2—severe 1—extreme.
CODE N, <i>atmospheric noise; static:</i>	5—none 4—slight 3—moderate 2—severe 1—extreme.
CODE P, <i>disturbed signal; fading:</i>	5—none 4—slight 3—moderate 2—severe 1—extreme
CODE O, <i>intelligibility; signal quality:</i>	5—excellent 4—good 3—fair 2—poor 1—unintelligible.

Thus, if you heard a station that had good signal strength, moderate interference, no static, slight fading, and fair intelligibility, it would be written like this in your report: SINPO 43543.

Before you rush out to mail your report, here's one final suggestion. It is true that several of the larger shortwave stations mail their QSL cards at their own expense. However, many of the smaller, lower-powered stations have a limited budget and can't afford to supply postage for the returning cards. Therefore, it is best if you include return postage in the form of International Reply Coupons, which can be obtained from any post office.

Menu Music Nobody Hears

Continued from page 67

but a few thousand dollars, most of it invested in FM tuners.

Typically, and unlike such big-name competitors as Muzak and Musicast, Joe neither operates an FM broadcasting station nor, at the moment, employs a secretary.

Rather, his Los Angeles-based Pan American Broadcasting Co. "buys" music round-the-clock from a local FM station (KMLA), dispenses it via the ether to his clients' places of business. Installed in each is a 14-tube Cal-Best FM receiver (cost: about \$125) which, thru amplifiers, may feed as many as 120 concealed speakers.

Explains Bein, "Ideally, you bathe a place with super-subdued sound . . . use a lot of small speakers rather than a few big blasters."

As a fellow who wears many hats—and all of them well—Joe fields a 4-man maintenance crew; peddles his low-keyed product to prospects; subs as a disc jockey (helping his FM channel to select the just-right musical entrées); designs sound systems geared to background melodies, and monthly grosses a five-figured income.

No matter how you run it, however, the background business boils down to essentials: you supply music to clients who, in turn, pay you a monthly fee for the service.

Like Bein, you may purchase music on a 24-hour, 7-day a week basis from a local FM station (the fee: perhaps \$5 per month per client).

Some FM stations (among the 660 commercial outlets now operating) program dual-purpose music: melodies calculated to please the at-home listener as well as the background music buyer. Receivers in restaurants, offices, banks and factories are rigged to filter out the commercials and pass only the music.

Others, thru the new dual channel set-up called *multiplexing*, simultaneously air music for FM homebodies and entirely different stuff for backdrops. The background sub-channel can't be picked up by the usual FM home receiver.

You don't, of course, have to hook up with an FM station. Where there is no FM, you can supply music from 8-hour tapes or even from long-play discs, routing melodies over leased telephone lines to your paying clients.

"The average small restaurant," says Bein, "spends only \$150-\$250 or so initially for sound. This includes our engineering

services, the speakers and wiring, but not the \$125 master FM receiver, which we retain and whose rental is included in the \$25-\$40 monthly fee that a client pays for background service."

Of the \$25 a client pays for music, \$5 goes to the FM station. Depending on your operation, another \$5 or so goes as music royalties (to the two big composers' guilds, ASCAP and BMI). Allow another \$5 for maintenance and, with luck, you may net \$10. Obviously, you're aiming for volume: for the \$1000 monthly that 100 clients may mean, or the \$3000 inherent in 300 clients.

Like Joe Bein, you get started by contracting with an FM station for music. Or, you may program music on tape for telephone line distribution.

Typically, an FM station may charge you a flat monthly minimum, the rate based on a minimum number of clients. For \$250, let's say, you can wire-in 50 customers before paying more than the minimum rate.

"Actually," beams Joe, "there's hardly a town in the country that won't support a 100-client operation. Your prospects? Every restaurant, bar, bank, factory, doctor's office and retail store."

Electronic Hospital

Continued from page 70

He can enter or leave by any door with no need to report to the receptionist.

In the laboratory, where various counts and analyses go on all the time, electronic devices have both speeded up the turn-over and increased accuracy many times.

At the patient's bed, an electronic panel serves many of his needs. He can push a button and call a nurse, but if he wants his bed raised or lowered he can pick up a hand-held control box, and turn knobs that will move either end or the middle of his bed up and down for him—he doesn't have to wait. He can select radio or television programs (pillow speaker is there) or pick up a telephone and call his home. If he needs his nurse, she need not be waiting at a call board—she carries a pocket paging receiver, and the "nerve center" can relay the call to her anywhere.

Electronics has so improved and streamlined patient care and comfort that higher rates might be expected in this hospital, but its rates are at the same level as in conventional hospitals, and in some categories lower. This is because of savings made possible by increased efficiency. Long Beach Memorial Hospital may become a model for new hospitals built from now on.

Cosmic Clock

Continued from page 87

radiation physics laboratory in nearby Wilmington as a gift to lab chief Victor F. Hanson for his twenty-fifth anniversary with the company.

The authors of "VFH-25" are top high energy physicists at DuPont: Paul Hoell, senior researcher, formerly on the Manhattan Project team; Richard Bennett and Ray McCarthy, youthful Yale-bred physicists; and Dr. Werner Brandt, a World War II captain in the German infantry and a graduate of physics' hall of fame, the "Niels Bohr" physics institute of Copenhagen, Denmark.

Though delighted by the gift, Hanson, also a Manhattan Project graduate, complains the clock has disrupted his household. "If there's a sensible way of keeping time, this isn't it. The erratic ticking creates suspense—it's like a dripping water faucet. You never know when it will start rattling away. And I hope the public never finds out how much this thing cost!"

Considering some of the hair-raising projects that were seriously mulled over by the self-appointed gift committee, Hanson nevertheless thinks himself lucky. For while the foursome settled on the symbolic time-keeping device appropriate for an anniversary, modern science has many ways of making time tick. The gift could have been a "maser" type clock that can keep time with an accuracy of one part in a billion by counting vibrations of ammonia molecules. This was rejected because the near absolute zero refrigeration system a maser requires would have taken half the space in the Hanson living room.

When the cosmic clock was mentioned, "everybody clicked," says Paul Hoell. "It was weird enough to please us, yet we felt Vic wouldn't have us fired. We immediately set out to find a good antique clock, and started taking cosmic radiation intensity readings near Vic's home. It took us four months to arrive at an accurate average." Research and development took six weeks of night work in Dick Bennett's basement, for if the principle running VFH-25 is relatively simple, the execution took the miniaturization skill required for packaging a satellite's payload.

VFH-25 registers cosmic rays from outer space on a standard Geiger counter, partly shielded so that its average output is one pulse per second. Cosmic rays, however, come not at regular intervals of a second but in bursts, or "showers," which click off



FREE!

Olson Radio Catalogs FOR ONE FULL YEAR



- ★ 8 Different Issues
- ★ All Bargain Packed

FREE One Year Subscription to OLSON RADIO'S Fantastic Bargain Packed Catalog—Unheard of LOW, LOW WHOLESALE PRICES on Brand Name Speakers, Changers, Tubes, Tools, Hi-Fi's, Stereo Amps, Tuners and other Bargains.

ANOTHER OLSON BARGAIN!



New! TUBE TESTER

★ Made in U.S.A.

KIT FORM

\$14.83

No. KB-92

FACTORY WIRED

No. TE-148 \$18.83



Olson brings you the smallest, lowest priced domestic tube tester on the market. Only 6 3/4" W x 2 1/2" D x 5 1/4" H. Not just a filament checker, but a real tube tester that checks each section of multi-purpose tubes for quality of emission and inter-element shorts. Tests for opens and intermittents also. Checks all miniature 7 and 9 pin tubes plus 8 pin octals and 8 pin factors. Quality of emission is indicated on easy to read 2" meter with 2 color dial. 10 switches select each element individually. Neon lamp indicates shorts. This tube tester will also test ballast tubes and voltage regulator tubes. Operates on 117 volts AC. With instructions and tube charts.

Picture Tube Test Adaptor.....No. TE-149.....Ea. \$3.83

MAIL COUPON TODAY

Fill in coupon below for your FREE one year subscription to Olson's Bargain Packed Catalog. To order Tube Tester, simply check wired or kit model (also Adaptor if desired) and send remittance along with coupon. (Include enough for postage or parcel post shipment. Send \$2.00 deposit for C.O.D. orders.)

- FREE OLSON CATALOGS FOR ONE YEAR
- Tube Tester Kit No. KB-92.....\$14.83
- Tube Tester Wired No. TE-148.....\$18.83
- Picture Tube Test Adaptor
No. TE-149.....\$ 3.83

NAME _____

ADDRESS _____

CITY _____ ZONE _____ STATE _____

OLSON RADIO CORPORATION

414 S. Forge St., Akron 8, Ohio

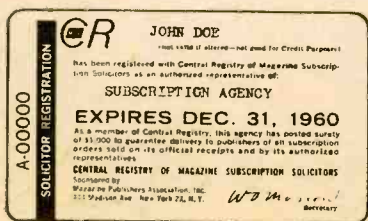


CR—the Central Registry of Magazine Subscription Solicitors, which is sponsored by Magazine Publishers Association, Inc.—was formed by America's leading publishers and subscription agencies. Its purpose is to enable you to buy the best possible magazines with assurance that you are subscribing through authorized sales people.

Authorized CR representatives are pledged to sell their selections of leading magazines fairly and honestly. When you subscribe, you are assured prompt and dependable service backed by a \$1,000 bond.

Enjoy your reading...and get the best possible service your money can buy. Look for the CR on your sales person's card the next time you subscribe.

*Look For
This Card
When You
Subscribe*



CENTRAL REGISTRY OF MAGAZINE SUBSCRIPTION SOLICITORS
444 MADISON AVENUE, NEW YORK 22, N. Y.

as many as 30 Geiger pulses in a fraction of a second. Since the mechanism of the clock cannot tick that rapidly, it was found necessary to store the pulses in a binary register, an electronic memory that doles pulses out at a rate acceptable to the second hand—no more than “three ‘seconds’ per second,” a speed limit for the clock. The memory storage unit consists of five transistor “flip-flops” that can count up to $2^6 - 1$, e.g., to 31.

The output of the Geiger counter is coordinated with the adjusted output of a crystal that oscillates 18,000 times per second, acting as a control to erratic radiation. “The randomness of cosmic radiation tells the clock when to move, and the crystal tells it when to ignore randomness. This is cheating in the most pleasant way,” says Hanson. Impulses are transmitted through a series of relays which transforms them into mechanical energy running a stepping switch, “a quantized water mill.”

Power is provided by ordinary house current. Mrs. Dorothy Hanson, once enervated by the unpredictable ticking that resulted in “the most traumatic bridge game” she ever played, pulled the plug. “But the thing kept running. I called my husband, and he told me ‘they’ thought I might do that, and ‘they’ put in a battery that will keep the clock running for several days without outside power.” The bridge club is slowly adjusting, and even Dorothy now wouldn’t think of parting with the grandfather clock. “Before the clock, I had never realized that natural radiation is far larger than any atomic fallout. I had never thought about it, and the clock taught me a lesson,” she says. “It may be psycho, but it has personality. Besides, it’s a lovely Scottish 18th century case, and I’ve always loved antiques.”

Teacher's Electronic Quizzer

Continued from page 89

the same instant, the meter reading drops to zero and pilot lights in the vertical row alongside the question dials begin to glow, showing which questions were answered correctly. Pilot lights associated with dials that were incorrectly set remain dark. The pupil may now find the right answer by rotating each of the “wrong” settings until its pilot light comes on. This tells him where his study emphasis should be placed.

A typical full-class review lesson utilizes a class captain, an assistant, and a random-number selector consisting of a pair of nixie digital readout tubes connected to

two tiny battery-operated electric motors. As these motors operate, they spin a pair of brushes against a pattern of "commutator" segments. When the button is released, the motors stop and leave the brushes touching two segments connected to the number pins of the nixie tubes. Thus, any number from 0 to 39—the segments are wired to provide this range—appears randomly in the tube windows. Each physics pupil is customarily assigned a laboratory number anyway, so that the nixie device becomes a random pupil selector. The captain first reads out the question from his pre-coded sheet, giving all four possible answers. Then he operates nixie and calls on the pupil whose number comes up. When the question is answered, the assistant sets the ANSWER knob as directed and the captain proceeds to the next question. After this, the procedure is the same as described above.

This electronic quizzer has brought a spirit of lively competition into the classroom, and will be used more and more as new applications suggest themselves.

A Page From The Past

Continued from page 71

The electric bell had its clapper adjusted to strike the glass tube, just lightly, to "de-cohere" the filings after each impulse and thus make the equipment ready for the next one. The gong was usually removed from the bell set, as it served no useful purpose.

The coherer was invented by a French physicist, Edouard Branly, in 1890, and also by the Russian, Alexander Popoff, in 1895. There were others, but the device is still thought of chiefly as the Branly coherer. Marconi's "magnetic detector" was really an improved version of it.

The "light bulb" or "ivy bowl" looks like an odd shape for a vacuum tube today, but it was more or less the original shape. The picture shows an early DeForest Audion, circa 1910. Notice the dual grids and plates. Filament leads were taken out through the miniature screw base; plate and grid leads from the wires at the top. Edison all but invented the vacuum tube in the early days of the incandescent lamp: he discovered that electricity would flow, invisibly, through a vacuum from a hot filament to a positively-charged plate inside the bulb. He duly recorded the fact in his notes—it is known as the "Edison effect"—but since he had no practical use for the discovery, he just shelved it.

JERROLD

The Leader in Master
Antenna Systems presents
**2 GREAT NEW TV-FM
RECEPTION AIDS!**

NEW



magic carpet*

**INDOOR ANTENNA—
OUTDOOR PERFORMANCE**

So easy to install—in the attic, craw space or closet! Banish that rooftop antenna or rabbit ears. Get signal gain across all TV and FM frequencies. Comparable to an outdoor conical antenna.



List **MODEL MK-1 \$9.95**

*Trademark Patent Pending

NEW

**Amplified
TV-FM
3 SET COUPLER**



Efficiently increases signal from any antenna—feeds 3 TV or FM sets. Rugged, compact, single tube... 24 hour operation. No-strip twin-lead terminals

MODEL HSA-43 List **\$29.95**

Available At Leading Distributors Everywhere

NOTE: Jerrold offers a full line of specialized reception aids including outlets, plugs, twin-lead TV wire, etc. Write for literature.

JERROLD

ELECTRONICS CORPORATION
Distributor Sales Division
Dept. No. 105-98, Philadelphia 32 Pa.





... symbol of
RAD-TEL
FIRST QUALITY

INSIST ON RAD-TEL FOR EVERY
 TELEVISION AND RADIO TUBE NEED


TRANSISTORS

at fabulous discounts

 **RF** MIXER and IF **49¢** ea.

 **AF** DRIVER and OUTPUT **39¢** ea.

 **AUTO TYPE** **80¢** ea.
 POWER OUTPUT

 **HIGH POWER**
15 AMP **\$1.40** ea.
 Collector Current

Up To 75% OFF on BRAND NEW TUBES


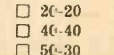
GUARANTEED ONE FULL YEAR! You Can Rely On Rad-Tel's Speedy One Day Service!

Not Used — Not Pulled Out Of Old Sets • Each Tube Individually and Attractively Boxed!

Qty. Type	Price	Qty. Type	Price	Qty. Type	Price	Qty. Type	Price	Qty. Type	Price	Qty. Type	Price
0Z4M	.79	4BZ7	.96	6AV6	.40	6DE6	.58	12AE6	.43	12CR6	.54
1AX2	.62	4CS6	.61	6AW3	.39	6DG6	.59	12AF3	.73	12CU5	.58
1B3GT	.79	4DE6	.62	6AX4	.35	6DQ6	1.10	12AF6	.49	12CU6	1.06
1DN5	.55	4DK6	.60	6AX7	.34	6DT5	.66	12AJ6	.46	12CX6	.54
1G3	.73	4DT6	.55	6BA6	.49	6DT6	.53	12AL5	.45	12DB8	.69
1J3	.73	5AMB	.79	6BC5	.54	6EU8	.79	12AL8	.95	12DE8	.75
1K3	.73	5AN3	.86	6BC7	.94	6EA8	.79	12AQ5	.52	12DL8	.85
1L6	1.05	5AQ5	.52	6BC8	.97	6H6GT	.58	12AT6	.43	12DM7	.67
1LN5	.59	5AT6	.80	6BD6	.58	6J5GT	.51	12AT7	.76	12DQ6	1.04
1R5	.62	5BK7A	.82	6BE6	.55	6J6	.67	12AU6	.50	12DS7	.79
1S5	.51	5BQ7	.97	6BF6	.44	6K6	.63	12AU7	.60	12DZ6	.56
1T4	.58	5BR6	.79	6BG6	1.66	6S4	.48	12AV5	.97	12EL6	.50
1U4	.57	5CC8	.76	6BH6	.65	6SA7GT	.76	12AV6	.41	12EG6	.54
1U5	.50	5CL8	.76	6BH6	.87	6SK7	.74	12AV7	.75	12EZ6	.53
1X2B	.82	5EA6	.80	6BJ6	.62	6SL7	.80	12AX4	.67	12F5	.66
2AF4	.96	5EU8	.80	6BK7	.85	6SN7	.65	12AX7	.63	12F8	.66
		5J6	.68	6BL7	1.00	6SQ7	.73	12AZ7	.86	12FM6	.45
3AL5	.42	5T8	.81	6BN4	.57	6T4	.99	12B4	.63	12K5	.65
3AU6	.51	5U4	.60	6BN6	.74	6U8	.78	12BA6	.50	12SA7M	.86
3AV6	.41	5U8	.81	6BQ5	.65	6V6GT	.54	12B06	.50	12SK7GT	.74
3BA6	.51	5V6	.56	6BQ6GT	1.05	6W4	.57	12BE6	.53	12SN7	.67
3BC5	.54	5X0	.78	6BQ7	.95	6W6	.69	12BF6	.44	12SQ7M	.73
3BE6	.52	5Y3	.46	6BR6	.78	6X4	.39	12BH7	.73	12U7	.62
3BN6	.76	6AB4	.46	6BU8	.70	6X5GT	.53	12BL6	.56	12V6GT	.53
3BU8	.78	6AC7	.96	6BY6	.54	6X8	.77	12BQ6	1.06	12W6	.69
3BY6	.55	6AF3	.73	6BZ6	.54	7AU7	.61	12BY7	.74	12X4	.36
3BZ6	.55	6AF4	.97	6BZ7	.97	7A8	.68	12BZ7	.75	17AX4	.67
3CB6	.54	6AG5	.65	6C4	.43	7B6	.69	12C5	.56	17BQ6	1.09
3CF6	.60	6AH6	.99	6CB6	.54	7Y4	.69	12CA5	.59	17C5	.58
3CS6	.52	6AK5	.95	6CD6	1.42	8AU8	.83	12CN5	.56	17CA5	.62
3CY5	.71	6ALE	.47	6CF6	.64	8AW8	.93				
3OK6	.60	6AM6	.78	6CG7	.60	8BQ5	.60				
3OT6	.50	6AN4	.95	6CG6	.77	8C67	.62				
3Q5	.80	6AN3	.85	6CM7	.66	8CM7	.68				
3S4	.61	6AQ5	.50	6CN7	.65	8CN7	.97				
3Y4	.58	6AR5	.55	6CR6	.51	8CX8	.93				
4BC5	.56	6AS5	.60	6CS6	.57	8EB8	.94				
4BC8	.96	6AT6	.43	6CU5	.58	10DA7	.71				
4BN6	.75	6AT6	.79	6CUG	1.08	11CY7	.75				
4BQ7	.96	6AU4	.82	6CY6	.70	12A4	.60				
4BS8	.98	6AU6	.50	6CY7	.71	12AB5	.55				
4BU8	.71	6AU7	.61	6DA4	.68	12AC6	.49				
4BZ6	.58	6AU8	.87	6DB6	.69	12AD6	.57				

CATHODE RAY TUBE REJUVENATOR
 AC parallel circuits. **89¢** ea.
 Lots of 10 **79¢** ea.

SERIES TYPE Used in ckt. with
 19AU4, 25BQ6, etc. **\$1.00**

FILTER CONDENSERS MFD WV }
 Cartridge Type  }
 Type  } **49¢** ea.

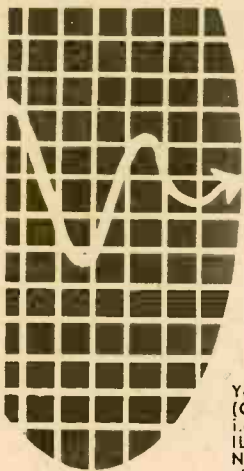
SEND FOR FREE TROUBLE SHOOTER GUIDE AND NEW TUBE & PARTS CATALOG.

RAD-TEL TUBE CO.

55 Chambers St
 Newark 5, N. J.

EI-1250

TERMS: 25% deposit must accompany all orders — balance C. O. D. Not Affiliated With
 \$1 HANDLING CHARGE FOR ORDERS UNDER \$5. Subject to prior sale. Any Other Mail
 Please add postage. No C. O. D.'s outside continental U. S. A. Order Tube Co.



ELECTRONICS ILLUSTRATED

Classified Ads

Your advertisement can reach this mail-buying audience for only 35¢ per word . . . payable in advance (Check or M.O. please) . . . minimum 10 words. Closing dates are the 20th of 3rd preceding month i.e. copy for the March issue must be in our office by December 20th. Mail to ELECTRONICS ILLUSTRATED, 67 West 44th St., New York 36, N. Y. Word count: Zone number free. Figure one word: Name of state (New Jersey), name of city (New York); sets of characters as in key (14-D); also abbreviations as 35MM, 8x10, D.C., A.C.

SAVE MONEY • ORDER BY MAIL

• • • FOR SALE

BUY GOVERNMENT Surplus: Electronics; Test Equipment; Oscilloscopes; Transceivers; Radiotelephones; Jeeps; Boats; Aircrafts; Misc.—Individuals can now buy direct from Govt.—Send for: "U. S. Depot Directory & Procedure" \$1.25. To: Brody Surplus, Box 425-EL, Nanuet, New York.

EXCELLENT BUYS on Tubes and equipment all listed in the "Green Sheet." Send .25¢ for your copy today. Cash paid for unused tubes. Write, Barry Electronics Corp., 512 Broadway, Dept. EI, NYC 12, NY.

• • • PRINTING, MULTIGRAPHING, MIMEOGRAPHING

RUBBER STAMPS. 3 lines \$1.00. Kem's, Dept. 20, 14041 Don Julian, La Puente, Calif.

• • • BUSINESS OPPORTUNITIES

GROW MUSHROOMS. Cellar, shed and outdoors. Spare, full time, year round. We pay \$4.50 lb. dried. We have 29,000 customers. Free Book. Mushrooms, Dept. 315, 2954 Admiral Way, Seattle, Wash.

VENDING MACHINES—No selling. Operate a route of coin machines and earn high profits. 32-page catalog free! Parkway Machine Corp., Dept. 33, 715 Ensor St., Baltimore 2, Md.

WORLD-WIDE REMAILING. Free details. JCD, Box 2144, Spartanburg, S. C.

• • • MONEymAKING OPPORTUNITIES

GET LISTED for life! Receive hundreds free magazines, samples, special offers. Rush 25¢, stamped, addressed envelope. Columbia, 45-09-E Broadway, Long Island City, New York.

• • • HI-FI

COMPONENTS, RECORDERS. Free Wholesale Catalogue. Carston, 125-G East 88, NYC 28.

• • • EMPLOYMENT OPPORTUNITIES

PRINTING - ADVERTISING SALESMEN. Excellent moneymaking sideline selling Decalcomania Name Plates. Advertising Specialties. Sign letters, Automobile initials. Free Samples. "Ralco"-EI, Box L, Boston 19, Mass.

• • • TAPE RECORDERS

LEARN WHILE Asleep with your recorder, phonograph or amazing new "Electronic Educator" endless tape recorder. Details free. Sleep-Learning Research Association, Box 24-EI, Olympia, Washington.

TAPE RECORDERS, Hi-Fi components, Sleep Learning Equipment, tapes. Unusual values. Free catalog. Dressner 69-02 Z 174 St., Flushing 65, N. Y.

NEW CONCEPT of self-hypnosis teaches you quickly, easily. New tape! New record! Free literature. McKinley-Smith Co., Dept. T-3, Box 3038, San Bernardino, Calif.

RENT STEREO Tape.—over 1500 different—all major labels—free catalog. Stereo-Parti, 811-AY Centinela Ave., Inglewood 3, California.

• • • RADIO & TV

TV SCHEMATICS & Service Guide. Each Schematic measures 11" by 24" covering 20 Manufacturers' lines—over 200 chassis, and 700 models. Indexed and easy to read. A "Must" for all Television Servicemen and Do-It-Yourselfers. Send \$1.00 to Dept. R9, National Business Journals, 280 Madison Avenue, New York, N. Y.

DIAGRAMS FOR repairing radios, amplifiers, \$1.00; television \$2.00. Give make, model. Diagram Service, Box 672-EI, Hartford 1, Conn.

COMPLETE DIAGRAMS plus tube failure chart to repair television \$2.00, radio \$1.00, recorders \$1.00. Give make, model. Handee, Box 146, Brooklyn 19, N. Y.

TUBES. AT factory prices 100% guaranteed. Not used Brand New. Boxed. Tes-Tronics Co., Box 97, Uleta, Florida.

10 DISTANCE CRYSTAL set plans—25¢; 20 different 50¢, with Transistor experiments, catalog, Laboratories, 1131-K Valota, Redwood City, California.

• • • EDUCATION & INSTRUCTION

ENGINEERING EDUCATION for the Space Age. Northrop Institute of Technology is a privately endowed, nonprofit college of engineering offering Two-Year accredited technical institute curricula and complete Bachelor of Science degree programs. Students from 50 states, many foreign countries. Outstandingly successful graduates employed in aeronautics, electronics, and space technology. Write today for catalog—no obligation. Northrop Institute of Technology, 1116 West Arbor Vitae Street, Inglewood 1, California.

ATTENTION. LEARN the Morse code in minutes by a proven method, copyright 1960. Send \$2.00 to: Easy Method Morse System, Box 86, Perrysburg, Ohio.

LEARN MORSE Code In 30 Minutes! Complete new system. \$1.00. Money Back Guarantee. Mail to CODE, Box 666-E, Whittier, Calif.

• • • MISCELLANEOUS

MYSTIC ANTENNA reveals secrets of nature's electronics! Locate hidden springs, water, gas, sewer lines, buried treasure! Works indoors; outdoors. Saves work, money! Easy to use. Fun for experiments! Details free. Stillwater, Box 317-S, Morris Plains, New Jersey.

• • • PERSONAL

LOANS By Mail. \$50 to \$600 for any purpose. Confidential. 2 years to repay. Write for free loan application. American Loan Plan, City National Bldg., Dept. EI-11150, Omaha 2, Nebraska.

• • • DETECTIVES

DETECTIVES—WORK Home—Travel. Experience unnecessary. Detective Particulars free. Write, Wagner, B-125 West 86th, New York 24.

Radio Telescope

Continued from page 47

the most sympathetic study. It seems quite probable that what he has produced are the first-ever radio pictures of their kind. . . ."

The usual radio-astronomical practice is to select a frequency, and measure the intensity of radiation received from a portion of the sky or a definite "source," which may be a single astral object, or a nebula, or even a "space-cloud" that is dark as far as visible light is concerned. The measuring instrument is a radio receiver, and its output is graphed. From the graphs are made "radio contour charts" of the sky, or a portion of the sky, or a single object.

Mr. Stevens goes beyond that. He translates his receiver output readings to a scale of white spots of graduated size according to the intensity of the radiation received. His sky charts are not made of "radio contour lines," or lines of equal received intensity, but are *pictures* of the distribution of radio energy in the sky or originating from an object.

He takes them by scanning the sky, "line by line," much in the way a television picture is scanned on a camera tube's matrix, only slower. He does this, of course, by swinging the antenna on its bearings. The antenna is equatorially mounted, like the usual optical telescope, so that its main axis of rotation is parallel to the Earth's axis. Thus it can swing east and west. It tilts north and south on a secondary axis.

He hopes to be able to demonstrate the recording of his pictures directly on film and also eventually to record multi-frequency pictures, the radio equivalent of color.

The present telescope is only large enough to permit the development of the technique. For detailed pictures it is necessary to apply the principle to larger instruments having a much higher resolving power. The bigger the parabolic reflector, the narrower the antenna pattern, or the sharper the "beam." This permits better scanning. Stevens thinks direct-recorded pictures using the great radio telescopes of the world would show greater detail than those processed from contour charts, where much detail has been lost.

Although a member of the Derby Amateur Radio Society, Mr. Stevens has never found time to become a licensed operator. His friend, Fred Ward, G2CVV, secretary of the society, lives nearby and helps out with the radio end of the operation.

NEW! SCIENCE FAIR PROJECT KITS

EXCELLENT FOR CHRISTMAS GIFTS!

Carefully planned to give any boy or girl the fun and excitement of discovering science facts. Can lead to awards or scholarships!



For Junior High School and beyond:

- MOLECULE AND CRYSTAL MODELS KIT**—Rods and balls to make atomic models, plus directions—
Stock No. 30.413-EB\$2.50 Postpaid
- NUMBER SYSTEMS ABACUS**—Makes a dramatic exhibit demonstrating number systems other than the decimal system—
Stock No. 70.334-EB\$4.25 Postpaid
- SOIL TESTING KIT**—Basis for many fascinating experiments regarding growth of plants, etc.—
Stock No. 60.118-EB\$2.00 Postpaid
- TOPOLOGY**—All the ingredients for a project on 4 color map problems, Moebius strips, etc.—
Stock No. 70.335-EB\$6.00 Postpaid
- CRYSTAL GROWING KIT**—Grow breathtaking display of large crystals with this set—
Stock No. 70.336-EB\$9.50 Postpaid

For Ages 8 thru Jr. High School:

- MAGNETISM KIT**—Based on magnetism demonstrations developed by UNESCO
Stock No. 70.325-EB\$3.75 Postpaid
- COLOR THROUGH POLARIZATION**—Show the beautiful color effects produced by passing polarized light through transparent objects—
Stock No. 70.350-EB\$2.00 Postpaid
- OPTICAL ILLUSION KIT**—Diagrams, lenses, mirrors, etc. for producing many amazing optical illusions.
Stock No. 70.352-EB\$3.00 Postpaid

MATH TREASURE CHESTS

Expertly selected collections of mathematical tools, games, gadgets, and other items! Exciting fun! Improves your math understanding . . . your grades in school!

Stock No. 70.327-EB—(for ages 5 to 8)\$10.00 Postpaid

Stock No. 70.328-EB—(for ages 8 to 12)\$10.00 Postpaid

Stock No. 70.329-EB—(for ages 12 up)\$10.00 Postpaid

Order by Stock No.—Send Check or M.O. Satisfaction or Money Back!

FREE! Write for Giant CATALOG "EB"

144 Pages—Over 1,000 Bargains Science, Math, Optics!

EDMUND SCIENTIFIC CO.

BARRINGTON, NEW JERSEY

QUICKLY CUT HOLES

in metal, plastics,
hard rubber. . .



GREENLEE CHASSIS PUNCHES

Make smooth, accurate openings in 1½ minutes or less . . . for sockets, plugs, controls, meters, panel lights, etc.

Easy to use . . . simply turn with wrench. Many sizes and models. Write for literature.

GREENLEE


GREENLEE TOOL CO. 1915 Columbia Ave., Rockford, Illinois

AMERICAN BASIC SCIENCE CLUB



Sensational LOW COST SCIENCE LAB

NOW over 110 fascinating projects with



COMPLETE LABORATORY COMES IN 8 KITS, ONE A MONTH...
SUPPLIES ALL THE EQUIPMENT FOR ALL THE FOLLOWING:

A REAL SCIENCE COURSE

Developed with World Famous
SOUTHWEST RESEARCH INSTITUTE

The 8 manuals are expertly written, clearly illustrated, excitingly different.
NO EXPERIENCE NECESSARY
You can complete every project and **GAIN A VALUABLE SCIENCE BACKGROUND** that will ENRICH YOUR LIFE and could SHAPE YOUR FUTURE!



Analyzing Glowing Gases with the SPECTROSCOPE

ELECTRICAL EXPERIMENTS
Educational fun with Electro-Magnets, Transformer, Galvanometer, Rheostat, Relay, Voltmeter, Wheatstone Bridge, and other electric equipment.

PHOTOELECTRIC EYE
Photoelectric Cell, Exciter lamp — and Electronic Relay. Everything you need to control motors, bells, alarms, and do other light beam experiments.

CODE PRACTICE SET
Signal Oscillator, Key and Flasher... the complete outfit to learn to receive and transmit the Morse Code... the first step to a Ham License.

RADIO SERVICE EQUIPMENT
All the parts to build your own Radio Signal Tracer and a Probe Light Continuity Tester. Both pieces are invaluable in radio servicing.

PHOTOGRAPHY LAB
Complete dark room equipment: Printer — Enlarger — Electronic Timer — Safe Light — Developing Trays and supply of paper and chemicals.

SPECTROSCOPE
Fascinating optical instrument used to identify and analyze substances by observing the spectrum of their flame. Spectrum charts are included.

ULTRAVIOLET LAMP
Produces dazzling color effects with invisible "black light". Used extensively for crime detection, mineralogy and science. Fluorescent Ink, Crayon and Tracer Powder are included.

RADIO RECEIVER
Three Tube Short Wave (80 Meter) and Standard Broadcast Receiver. Sensitive Regenerative Circuit uses regular 115 volt AC. Complete with Head Set.

MICROPHONE
A sensitive carbon-button microphone that greatly amplifies unsuspected noise. Also adaptable for use with your radio transmitter.

STROBE LIGHT
A variable pulse neon lamp. "Freezes" motion of rapidly vibrating or rotating objects for close study and checking frequencies. RPM.

SOUND EXPERIMENTS
Laboratory demonstration of sound waves, resonance and pitch. Includes Variable Frequency Oscillator, Sonometer and Ripple Tank.

SLIDE PROJECTOR
Takes 16mm and 35mm slides, sharp focusing, convection cooled. G.E. Projection Lamp included. Also adaptable as a Projection Microscope.

ATOMIC RADIATION EXPM.
A variety of projects using Spinthariscopes and sensitive Electroscopes. Sample sources of radioactive Uranium Ore and Radium are included.

HEAT EXPERIMENTS
Study the Molecular Theory of heat using 3 Thermometers, Thermostat, 3 foot Gas Thermometer and special Microscope arrangement that shows the effect of Molecular Movement.

DC POWER SUPPLY
Power Transformer, Vacuum Tube Rectifier and 20-20 mfd. Capacitor Filter Circuit. Converts home AC to the DC required for Electronic Circuits.

ELECTRONIC EXPERIMENTS
Explore functions of vacuum tubes and other electronic components. Build an Electronic Switch—Amplifier, and other experimental circuits.

BROADCAST TRANSMITTER
Sends clear transmissions of both code and voice to nearby radios. Can be used with your microphone, record player, or code oscillator.

TELESCOPE
A mounted astronomical Telescope. High quality ground Lenses enable you to examine details of the moon's surface and distant objects.

MICROSCOPE
High and low power, precision ground Lenses. Substage light and Polarizer. Adaptable for photomicrography in connection with Photo Lab.

ATOMIC CLOUD CHAMBER
See illuminated tracks of speeding nuclear particles emanating from radioactive Alpha source and mysterious cosmic rays from outer space.

WEATHER STATION
Anemoid Barometer, Cup Anemometer that electronically measures wind speed, Sling Psychrometer, Humidity Gauge, Cloud Speed Indicator, Cloud Chart and Weather Map.

ALL THE EQUIPMENT FOR ALL THE ABOVE—only \$29⁶⁰

SEND \$200 WITH ONLY COUPON PAY \$345 ONLY FOR EACH KIT YOU RECEIVE (ONE A MONTH FOR 8 MONTHS) FREE SOLDERING IRON with second Kit

Your Satisfaction or Your Money Back... AND you may cancel at any time without obligation. These "no risk" assurances because we know you will be...

SURPRISED! AMAZED! DELIGHTED!

A VALUABLE SCIENCE LAB
Containing Parts by RCA, MALLORY, PYRAMID, STACKPOLE, TRIM and other reliable manufacturers. Retail Value of Parts Alone is over FIFTY DOLLARS

FOR SAFETY!
Circuits are low voltage supplied by isolation transformer that never wires the line.

MEMBERS ARE ENTHUSIASTIC!
I wish I could provide each of my Physics students with all of your enjoyable kits. You are doing a wonderful job.

Your course is very enjoyable and educational for all ages. I would not sell mine for twice the price.

Allen T. Ayers, Physics Dept. Jamestown High School Jamestown, New York

Francis Pitcher 13 Friendship Dr. Tivoli, New York

FREE! These 6 Auxiliary Textbooks



AMERICAN BASIC SCIENCE CLUB
501 E. CROCKETT, San Antonio 6, Texas

Start sending me A.B.S.C.'s "Science Lab" in eight kits, one each month. If not satisfied on inspection of first kit I may return it for immediate refund. (I choose the plan checked.)
 I enclose \$2.00 and will pay \$3.45 plus COD postage on arrival of each kit. I may cancel unshipped kits at any time.
 I enclose \$29.60, full payment. Postage Paid, for all 8 kits. I may cancel any time and get full refund on unshipped kits.

NAME _____
STREET _____
CITY _____ STATE _____

MAIL COUPON TODAY

**Courses in Radio and
Electronic Fundamentals—
TV Servicing—Color TV—
Electronics for
Automation—
Transistors**



**SEND FOR THIS FREE
64 PAGE BOOK TODAY!**

Check Home Study!

RCA Institutes Home Study School offers a complete program of integrated courses for beginners and advanced students . . . all designed to prepare you for a rewarding career in the rapidly expanding world of electronics. Practical work with your very first lesson. And you get top recognition as an RCA Institutes graduate!

CANADIANS — take advantage of these same RCA courses at no additional cost. No postage, no customs, no delay. Send coupon to:
RCA Victor Company, Ltd., 5581
Royalmount Ave., Montreal 9, Que.

SEE OTHER SIDE

CUT OUT AND MAIL THIS POSTAGE-FREE CARD TODAY!

RCA INSTITUTES, INC., Dept. EI-09

350 W. Fourth St. • New York 14, N. Y.

Please rush me your FREE illustrated 64-page book describing your electronic training programs. No obligation. No salesman will call.

Home Study Book

Resident School Book

Name _____ Age _____

Address _____

City _____ Zone _____ State _____

Korean Vets: Enter Discharge Date _____

HOME STUDY SCHOOL



RCA TRAINING CAN BE THE SMARTEST INVESTMENT YOU EVER MAKE

With RCA Institutes Home Study training you set your own pace in keeping with your own ability, finances and time. You get prime quality equipment as a regular part of the course . . . and you never have to take apart one piece to build another. Perhaps most important, RCA's liberal Pay-As-You-Learn Plan is the most economical home study method *because you pay only for lessons as you order them* . . . one study group at a time! If you drop out at *any time*, for *any* reason, you do not owe RCA one penny! No other obligations! No monthly installment payments! Licensed by New York State Education Department.

SEE OTHER SIDE

First Class

Permit No. 10662

New York, N. Y.

BUSINESS REPLY CARD

No Postage Stamp Necessary if Mailed in U. S.

Postage will be paid by—

RCA INSTITUTES, INC., DEPT. EI-DO

350 West Fourth Street

New York 14, N. Y.

RESIDENT SCHOOL

START YOUR CAREER IN ELECTRONICS NOW AT RCA INSTITUTES in Los Angeles-New York City

CHOOSE FROM THIS LIST . . .

	Course	Qualifications	Length of Course
A	Advanced Electronic Technology (T-3)	High School grad. with Algebra, Physics or Science	Day 2¼ yrs. Eve. 6¼ yrs.
B	TV and General Electronics (V-7)	2 yrs. High School, with Algebra, Physics or Science	Day 1½ yrs. Eve. 4½ yrs.
C	Radio & TV Servicing (V-3)	2 yrs. High School	Day 9 mos. Eve. 2¼ yrs.
D	Transistors*	V-3 or equivalent	Eve. 3 mos.
E	Electronic Drafting (V-9)*	2 yrs. High School, with Algebra, Physics or Science	Eve. 3 yrs.
F	Color TV	V-3 or equivalent	Day 3 mos. Eve. 3 mos.
G	Audio-Hi Fidelity*	V-3 or equivalent	Eve. 3 mos.
H	Video Tape*	V-3 or equivalent	Eve. 3 mos.
I	Technical Writing (V-10)	V-3 or equivalent	Eve. 3-18 mos.
J	Radio Telegraph Operating (V-5)*	2 yrs. High School, with Algebra, Physics or Science	Day 9 mos. Eve. 2¼ yrs.
K	Radio Code (V-4)*	8th Grade	Eve. as desired
L	Preparatory Math & Physics (P-0)	1 yr. High School	Day 3 mos.
M	Preparatory Mathematics (P-0A)	1 yr. High School	Eve. 3 mos.

*Courses to be added to Los Angeles Curriculum

RCA Institutes is one of the largest technical institutes in the United States devoted exclusively to electronics. Co-educational Day and Evening classes. Free Placement Service. Applications now being accepted.



SEND FOR THIS FREE ILLUSTRATED BOOK TODAY. Fill in the other side of the postage-free card and check Resident School.

RCA INSTITUTES, INC. A Service of Radio Corporation of America • 350 W. 4th St., New York 14, N.Y. • 610 S. Main St., Los Angeles 14, Calif.



The Most Trusted Name in Electronics