



The first 10-bit CMOS ADC chip features direct interfacing with LSI microprocessors. The analog-to-digital converter uses successive approximation for fast

data acquisition. The chip has thin-film circuitry but needs an external comparator and reference. CMOS cuts power and increases voltage range. More on p. 81.



ultra-miniature transformers

1/4" X 1/4"



SPECIFICATIONS

- **MIL-T-27D:** All Units Are Designed to MIL-T-27D and Are Hermetically Sealed in a Metal Case. PICO is a QPL source.
- **Frequency Response:** ± 3 db, 400 Hz-250 KHz at 1.0 milliwatt.
- **Maximum Distortion:** 5% With Rated Power Level at 1 KHz.
- **Dielectric Strength:** All Units Tested at 200 V RMS.
- **Insulation Resistance:** Greater than 10,000 Megohms at 300 V DC.
- **Weight:** 1.1 GRAMS.
- **Operating Temperature:** -55°C to 105°C (All Units Can Be Supplied to Class S Requirements 130°C maximum).
- **Terminals:** .012 Diameter Gold Plated Dumet Wire In Accordance With MIL-STD-1276 Type D. Leads May Be Welded or Soldered.
- **Thermal Shock:** 25 Cycles, Method 107C, MIL-STD-202D, Test Condition A-1

PICO PART NUMBER F Series	PICO PART NUMBER G Series	PRIMARY IMPEDANCE OHMS	SECONDARY IMPEDANCE OHMS	POWER MILLIWATTS at 1 KHz	PRIMARY UNBALANCED DC CURRENT ma	PRIMARY DC RESISTANCE OHMS	SECONDARY DC RESISTANCE OHMS	MILITARY DESIGNATION
F8708	G8008	50	50	100	5.0	7.5	9.0	TF5RX17ZZ
F5710	G6010	100	100	100	5.0	15	18	TF5RX17ZZ
F5715	G6015	120 ct	3 2	100	4.5	15	0.75	TF5RX17ZZ
F5720	G6020	150 ct	12 split	100	4.0	20	2.4	TF5RX17ZZ
F5725	G6025	300 ct	600 split	100	3.0	40	90	TF5RX17ZZ
F5730	G6030	400 ct	400 split	100	2.5	54	58	TF5RX17ZZ
F5735	G6035	500 ct	50 split	100	2.0	62	10	TF5RX17ZZ
F5740	G6040	500	600	100	2.0	62	90	TF5RX17ZZ
F5745	G6045	600 ct	600 split	100	2.0	70	90	TF5RX17ZZ
F5750	G6050	900 ct	600	100	1.5	130	90	TF5RX17ZZ
F5755	G6055	1K ct	1K split	100	1.5	110	140	TF5RX17ZZ
F5760	G6060	1.5K ct	600 split	100	1.2	175	69	TF5RX12ZZ
F5765	G6065	2K ct	8K split	80	1.0	200	1000	TF5RX12ZZ
F5770	G6070	10K ct	500 split	80	0.5	1000	60	TF5RX12ZZ
F5775	G6075	10K	500	80	0.5	1000	60	TF5RX12ZZ
F5780	G6080	10K ct	1 2K split	80	0.5	1100	160	TF5RX12ZZ
F5785	G6085	10K	1.2K	80	0.5	1100	130	TF5RX12ZZ
F5790	G6090	10K ct	2K split	80	0.5	1100	250	TF5RX12ZZ
F5795	G6095	10K ct	10K ct	80	0.5	1100	1100	TF5RX12ZZ
F5800	G6100	10K	10K	80	0.5	1100	1100	TF5RX12ZZ
F5805	G6105	10K ct	10K split	80	0.5	1100	1100	TF5RX12ZZ
F5810	G6110	25K ct	1K split	50	0.3	2100	130	TF5RX12ZZ
F5815	G6115	25K	1K	50	0.3	2100	130	TF5RX12ZZ
F5820	G6120	30K ct	1 2K	50	0.3	2300	180	TF5RX12ZZ

Send today for PICO's Designers Kit!

PICO now offers a Designer's Kit containing ten (10) representational 1/4" x 1/4" transformers. The kit contains PICO's F5710 and G6025; F5730 and G6045; F5755 and G6065; F5770 and G6090; F5795 and G6110.

PICO's Designers Kit No. FG-100 . . . \$50.00 each

In addition to the 1/4" Series PICO offers over 600 other standard transformers to choose from.

Delivery - stock to one week . . . specials take a little longer - 9 days.

Send for free 36 page catalog.

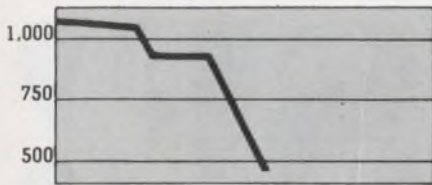
INDUCTORS

PICO PART NUMBER F Series	PICO PART NUMBER G Series	INDUCTANCE HENRIES	DC CURRENT ma	DC RESISTANCE OHMS	MILITARY DESIGNATION	
F5825	G6125	SERIES	10.0	0	2250	TF5RX20ZZ
		PARALLEL	2.75	2		
			2.5	4	560	
F5830	G6130	SERIES	5.5	0	1000	TF5RX20ZZ
		PARALLEL	1.5	2		
			1.3	4	250	
F5835	G6135	SERIES	.85	1	240	TF5RX20ZZ
		PARALLEL	.25	6		
			.21	2	60	
F5840	G6140	SERIES	.6	0	144	TF5RX20ZZ
		PARALLEL	.15	5		
			.15	0	36	

PICO Electronics, Inc.

50 South MacQuesten Pkwy., Mt. Vernon, New York 10551 • Telephone 914-699-5514

For immediate pricing and engineering information—call collect



For years, we've been bullish on high-priced sweepers. Sure, there were plenty of low-priced offerings, if you wanted to speculate with hobbyist quality. But if you really wanted to make a clean sweep, you looked to the blue

chips—and to spending about a grand. But now Wavetek has issued the Model 1050, an instrument that everyone can afford (even those in a tight capital equipment spending predicament). It sweeps from 1 MHz to 400 MHz with the signal quality needed for both lab and production use. The instrument features ± 0.25 dB output flatness, 2% display linearity, spurious signals 30 dB below output, and a maximum amplitude of +10

dBm. It's available in 50-ohm and 75-ohm versions, and the price for either is just \$495. In our opinion, this is the time to buy. Write or call us for a complete statement of the Model 1050's performance. Wavetek Indiana, Inc., P.O. Box 190, Beech Grove, Indiana 46107. Tel. (317) 783-3221. TWX 810-341-3226.

WAVETEK®

INFORMATION RETRIEVAL NUMBER 2

The bottom just dropped out of the sweeper market.



\$495

SURPRISE!



The first 24 mcd LED lamp!

And that's 24 mcd at only 10 mA for our brightest red lamp. At 20 mA you can get over 48 mcd of light output.

	RED	YELLOW	GREEN
NARROW BEAM 5082 -	4658	4558	4958
	4657	4557	4957
WIDE BEAM 5082 -	4655	4555	4955
	4650	4550	4950

HP's new high efficiency material makes these new bright LED's possible. With our brightest yellow you get 16 mcd at 10 mA. Our brightest green offers 16 mcd at 20 mA.

Three colors, two beam angles, and two luminous intensity categories are available in the popular T 1-3/4 package. Twelve new LED's, one just right for your application.

All are available for immediate delivery, just \$0.89* each or \$1.15* each at the 100 piece level, depending on brightness category.

Contact Hall-Mark, Schweber, Wilshire or the Wyle Distribution Group (Liberty/Elmar) for immediate delivery. Or, write us for more details. They offer you new ways to apply solid-state technology in your products.

HEWLETT  PACKARD

Sales and service from 172 offices in 65 countries.
1501 Page Mill Road, Palo Alto, California 94304

01502 *Domestic USA Prices Only.

INFORMATION RETRIEVAL NUMBER 3

NEWS

- 19 **News Scope**
- 24 **Special report on scientific calculators**—Growing family of small machines at \$50 and up does complex math.
- 34 **From the Electron Devices Meeting**—Better microwave semiconductor fabrication pushing power and reliability up.
- 36 **Evolutionary growth helps CRTs** keep pace with newer displays.
- 41 **Washington Report**

TECHNOLOGY

- 50 **Reverse-Polish or algebraic entry**—which is best? Calculator manufacturers make similar claims for each, but an objective study reveals a winner.
- 56 **Need a small keyboard?** Obtain binary-coded output from a low-cost sequential-scanning circuit that can be easily expanded from 10 to 64 keys.
- 62 **Use digital counting logic** to generate precise waveforms. You can digitally change the amplitudes and the starting and stopping points.
- 68 **Job ratings hinge on mutual commitment** between engineers and their managers in this method of evaluation. It's designed to align personal goals with those of the company.
- 72 **Ideas for Design:** Precision voltage reference easily converts to a current limiter . . . High-speed switch handles $\pm 400\text{-V}$ peak and is controlled by logic levels . . . Operate a 555 timer on a $\pm 15\text{-V}$ supply and deliver op-amp compatible signals.
- 78 **International Technology**

PRODUCTS

- 81 **Integrated Circuits:** 10-bit CMOS a/d converter chip interfaces with LSI microprocessors.
- 85 **Modules & Subassemblies:** 200-A motor controller gives high power in a small package.
- 87 **Power Sources:** Ac/dc voltage source offers programmability and precision.
- 94 **Instrumentation:** Digital unit boosts time-base accuracy.
- 88 Discrete Semiconductors
- 92 Data Processing
- 91 Packaging & Materials

DEPARTMENTS

- 47 **Editorial:** Service with a smile
- 7 **Across the Desk**
- 96 **New Literature**
- 104 **Product Index**
- 102 **Advertisers' Index**
- 104 **Information Retrieval Card**
- Cover:** Photo by Paul Wagner, courtesy of Analog Devices, Norwood, MA.

Put a complete your system for less

\$29.95 4040

ROAD SENSORS → 4308 → 4010 → 4201

STOP GO

4040 CPU
4201 CLOCK GENERATOR
4308 1Kx8 ROM & I/O

GOOD FOR TRAFFIC CONTROLLERS, DIAGNOSTIC INSTRUMENTS VENDING MACHINES, PROCESS CONTROLLERS, LARGE SYSTEM PREPROCESSORS, ETC.

Cash in on the demand for economical intelligent products with Intel's inexpensive new 4040 CPU, 4201 integrated system clock, 4308 high density, low cost program memory and three new I/O components. Faster and more versatile than any other MOS 4-bit microprocessor unit, the 4040 can totally automate a smaller system or large portions of a big system. Yet an MCS-40 micro-

computer system with CPU, clock, memory and I/O costs as little as \$29.95.

Many equipment manufacturers are replacing hardwired logic and bulky electromechanical assemblies with MCS-40 systems. Most moderate speed control logic built with TTL can be replaced. The savings certificates show only a few 4040 applications. MCS-40 devices can be used with our 4004 central processor unit, too. The 4004, in production since June 1971, can lower system costs even more.

\$39.95 4040

Cassette → 4002 → 4040 → 4201

4308 → 4003 → Key Board → Display


4040 CPU
4201 CLOCK GENERATOR
4002 RAM
4003 SHIFT REGISTER
4308 1Kx8 ROM & I/O

Good For Data Collectors with Calculators, Distributed Intelligence Systems, Cassette Data Systems and Paper-Tape Equipment, Printer, Keyboard, Display and Control Panel Controllers, etc.

With either CPU, you'll save development time, lower component count and reduce assembly costs. You'll save even more as microcomputer costs decline while other system costs rise. And you'll gain valuable insurance against product obsolescence. Any design is easy to program and update

with Intel's total development support, assemblers and Intellec 4/MOD 40 development systems. Our training centers will even teach you how to use Intel microcomputers.

microcomputer in than \$30.



MCS-40 4040

4040 4-BIT PARALLEL CPU
4201 SYSTEM CLOCK
4001 2K ROM AND I/O
4308 8K ROM AND QUAD I/O
4316 16K ROM (2Kx8)
4702A 2K PROM (ERASABLE)
4289 MEMORY INTERFACE


4002 320-BIT RAM AND I/O
4101 1K STATIC RAM (256x4)
4003 SHIFT REGISTER
4207 GP BYTE OUTPUT
4209 GP BYTE INPUT
4211 GENERAL PURPOSE
BYTE INPUT AND OUTPUT

In high volume for just \$29.95, you can buy an MCS-40 system with the 4040 CPU, 4308 1Kx8 ROM with four independent I/O ports, and 4201 system clock generator. The 4040 itself has 60 instructions, 7-level subroutine

nesting, 24 index registers, interrupt processing, memory and index register bank switching, single-step operation and a low power standby mode.

A few dollars more buys extra computation flexibility. Use our 4289 interface, for example, to attach standard memory or I/O devices. And, at only \$99.95 in quantity of one, the system with the 4702 erasable PROM is ideal for prototypes and low volume production.

At these prices, you can even use several microcomputers in large systems. Knowledgeable designers are putting 4040 intelligence into new products at less cost than simple-minded electro-mechanical parts and single-minded logic cards. Write for details on the MCS-40 family and the industry's most extensive software support. Or call any Intel office for an appointment with our applications engineers.



\$99.95 4040

I/O

4002 4010 4201

4003 4211

4702A

4040 CPU
4201 CLOCK GENERATOR
4702A 2K PROM
4002 RAM

4003 SHIFT REGISTER
4289 STANDARD MEMORY INTERFACE

GOOD FOR DOING YOUR OWN THING FROM PROTOTYPES TO PRODUCTION

Intel Corporation, 3065 Bowers Ave., Santa Clara, Calif. 95051 (408) 246-7501.

intel® Microcomputers. First from the beginning.

FLAT INTERCONNECTS YOUR COMPLETE SOURCE

Ribbon Cable / IC Interconnects / Custom Harnesses

You're sold on flat cable, now buy it at its best. Precise, compact cable packages to fit your specifications perfectly, computer-loomed for unmatched versatility by Woven Electronics.

Handling ease of independent non-bonded leads speeds production, cuts cost, while technical characteristics outrank other flat cable forms.

Make Woven your source for jumpers, continuous rolls, special harnesses, all your interconnect needs.

WOVEN ELECTRONICS

P.O. Box 189 Mauldin, South Carolina 29622
803/963-5131



Vice President, Publisher
Peter Coley

Editors

Editorial Offices
50 Essex St.
Rochelle Park, NJ 07662
(201) 843-0550
TWX: 710-990 5071
Cable: Haydenpubs Rochellepark

Editor-in-Chief George Rostky

Managing Editors:

Ralph Dobriner
Michael Elphick

Associate Editors:

Dave Bursky
Jules H. Gilder
Morris Grossman
Seymour T. Levine
John F. Mason
Stanley Runyon
Edward A. Torrero
Richard L. Turmail

Contributing Editors:

Peter N. Budzilovich
Alberto Socolovsky
Nathan Sussman

Editorial Field Offices

East

Jim McDermott, Eastern Editor
P.O. Box 272
Easthampton, MA 01027
(413) 527-3632

West

David N. Kaye, Senior Western Editor
8939 S. Sepulveda Blvd.,
Suite 510
Los Angeles, CA 90045
(213) 641-6544
Northe K. Osbrink, Western Editor
112 Coloma St.
Santa Cruz, CA 95060
(408) 426-3211

Editorial Production

Marjorie A. Duffy

Art

Art Director, William Kelly
Richard Luce
Anthony J. Fischetto

Production

Manager, Dollie S. Viebig
Helen De Polo
Anne Molfetas
Christopher G. Hill

Circulation

Manager, Evan Phoutrides

Information Retrieval

Peggy Long

Promotion

Manager, Walter G. Salm
Karen Kerrigan (Reprints)

across the desk

Additional thoughts on dc/dc converters

You did a fine job on the "Focus on DC/DC Converters" (ED No. 23, Nov. 8, 1974, pp. 70-78). Here are some additional points:

1. On p. 75 you say: "Alternately you can buy a unit completely enclosed in a metal can. If you do, make sure the unit is surrounded on all sides and that the shield is unbroken. Remember that aluminum doesn't provide magnetic shielding. . . ."

A closed conductive container will give shielding against the radio-frequency magnetic fields (see F. Langford-Smith, "Radio-tron Designer's Handbook," 4th Edition, 1952, RCA Electronic Components, Harrison, NJ 07029). In addition the proper circuit layout can make a large difference in the external field. The principles behind this layout are well known to competent rf engineers, but they may not be known by engineers with experience in only power supplies and low-frequency equipment.

2. On p. 75: "Because the dynamic input impedance of a converter can become negative under certain conditions, the possibility exists for external impedances to interact with this negative impedance The system breaks out into neat but rather disturbing, oscillations Solution: Shuffle the impedances at the input terminals or add damping networks."

For a cure to this problem, refer to N. Sokal, "Watch Out for Problems in Switching-Mode Power Equipment," ED No. 1, Jan. 4, 1974, pp. 144-145.

3. On p. 78: "If you want to

build your own, Microtran and others carry a line of dc/dc converter transformers which come with suggested schematics. Or you can get a custom house—such as Design Automation or Prototype Transformer Corp.—to design one for you."

A reader could understand from this that Design Automation is a source for custom designs of only the transformers. Design Automation will supply a custom design for the entire dc/dc converter, as well as for the transformer—properly designed and documented so that the client can manufacture it bug-free.

Nathan O. Sokal
President

Design Automation, Inc.
809 Massachusetts Ave.
Lexington, MA 02173


Digital power meters neat, but not unique

In the article "It's a New World of Measurement at 1 GHz and Higher" (ED No. 24, Nov. 22, 1974, pp. 114-119), the digital readout of General Microwave's Model 475 power meter is described as a "unique feature for power meters." It is far from unique! We know of at least four other manufacturers of digital power meters, including our own company, with hundreds of units in the field.

To ignore other products in a survey article of this type is understandable. But to brand falsely one instrument as "unique" is playing fast and loose with either

(continued on page 16)

low cost ceramic trimmer capacitors



These ceramic trimmer capacitors are designed for broadband application, from audio to 500 MHz and afford an ideal *low cost* means of "trimming" circuitry such as crystal oscillators, CATV amplifiers and all varieties of communication and test equipment.

FEATURES

- Capacitance values from 1 - 3 to 5 - 25 pf
- Low profile - .208 above board height
- Low cost - 75c in 1000 quantities
- Delivery from stock

Johanson


MANUFACTURING CORPORATION

BOONTON, NEW JERSEY 07005
201 / 334-2676
TWX 710-987-8367

INFORMATION RETRIEVAL NUMBER 6

Electronic Design welcomes the opinions of its readers on the issues raised in the magazine's editorial columns. Address letters to Managing Editor, Electronic Design, 50 Essex St. Rochelle Park, N.J. 07662. Try to keep letters under 200 words. Letters must be signed. Names will be withheld on request.

**Introducing the
third generation PDP-11.
For only \$1647***



The incredibly successful PDP-11/05 has just taken a giant step forward into the third generation.

And a giant step backward in price.

Introducing the PDP-11/04. For OEM's who couldn't afford a PDP-11 before.

At \$1647* it's got more going for it than any other computer in its class:

MOS memory using 4K semiconductor chips.

The easiest-to-operate operator's console ever designed.

A single high-speed data bus — UNIBUS™ — through which all system components and peripherals communicate.

Direct memory addressing. Automatic hardware stack.

Automatic priority interrupts (vectored).

Unique self test feature. PDP-11/05 instruction set.

And it'll be ready for delivery in July of '75.

The PDP-11/04.

It's just what you've been waiting for. And now you can get it. Just contact any of the

Digital offices below, or call or write Digital Equipment Corporation, Maynard, MA 01754. (617) 897-5111. European headquarters: 81 route de l'Aire, 1211 Geneva 26. Tel: 42 79 50. Digital Equipment of Canada Ltd., PO Box 11500 Ottawa, Ontario K2H 8K8. (613) 592-5111.

digital

Single Unit Prices **			
Digital Equipment	4K	PDP-11/04	\$2495
Computer Automation	4K	LSI II	\$2765
Data General	4K	Nova 2/4	\$3200
General Automation	4K	SPC-16/45	\$3950
Hewlett Packard	4K	21M/10	\$5950
Interdata	4K	7/16	\$3200

*50-unit quantities. Prices apply to U.S.A. and Canada only.

**Most recently published prices.

USA

ALABAMA

Huntsville (205) 881-7730

ARIZONA

Phoenix (602) 268-3488

Tucson (602) 793-7881

CALIFORNIA

Mountain View (415) 964-6200

Los Angeles (213) 479-3791

Santa Ana (714) 979-2460,
(213) 628-0191

San Diego (714) 280-7880

Sunnyvale (408) 735-9200

COLORADO

Englewood (303) 770-6150

CONNECTICUT

Fairfield (203) 255-5991

FLORIDA

Fort Lauderdale (305) 739-0530

Orlando (305) 851-4450

GEORGIA

Atlanta (404) 451-7411

HAWAII

Kailua, Oahu (808) 261-3182

ILLINOIS

Chicago (312) 498-2500

INDIANA

Indianapolis (317) 243-8341

IOWA

Bettendorf (319) 359-7444

LOUISIANA

New Orleans (504) 837-0257

MAINE

Portland (207) 774-6822

MARYLAND

Washington, D.C. (301) 459-7900

Baltimore (301) 752-8797

MASSACHUSETTS

Maynard — Corporate

Headquarters (617) 897-5111

Waltham —

Regional Office (617) 890-0330

Westfield (413) 568-9511

MICHIGAN

Ann Arbor (313) 761-1150

Southfield (313) 559-6565

MINNESOTA

Minneapolis (612) 854-6562

MISSOURI

Independence (816) 252-2300

St. Louis (314) 872-8540

NEW HAMPSHIRE

Nashua (603) 224-6629

NEW JERSEY

Fairfield (201) 227-9280

NEW MEXICO

Albuquerque (505) 296-5411

NEW YORK

Albany (518) 869-3506

New York City (212) 582-1300

NORTH CAROLINA

Durham (919) 489-3347

OHIO

Cleveland (216) 289-9000

Dayton (513) 294-3323

OKLAHOMA

Tulsa (918) 749-4476

OREGON

Portland (503) 687-2260

PENNSYLVANIA

Philadelphia (215) 825-4200

Pittsburgh (412) 243-8500

SOUTH CAROLINA

Columbia (803) 252-4645

TENNESSEE

Knoxville (615) 588-6571

Nashville (615) 889-5908

TEXAS

Austin (512) 454-3660

Dallas (214) 620-2051

Houston (713) 777-3471

UTAH

Salt Lake City (801) 467-4669

VERMONT

Montpelier (802) 229-0424

VIRGINIA

Richmond (804) 233-6935

WASHINGTON

Seattle (206) 641-0070

WISCONSIN

Milwaukee (414) 463-9110

CANADA

ONTARIO (613) 592-5111

EUROPE

SWITZERLAND

Geneva (022) 42-79-50

easy does it



A pushbutton system for instant cable installation? It's not here yet, but a Belden wire, cable and cord specialist does have the know-how and product capabilities that can save you time and money all down the line. An important point, if you consider that cable usually costs far less per foot than the man-hours of the people installing it.

Your Belden specialist knows a lot about wiring assembly techniques: harnessing, termination and stripping methods. He can give you definitive answers on what jacketing, insulating or shielding options deliver the best reliability, safety and installation economy. He can tell you what

the trade-offs are. And their cost. He also offers a complete service package: standards; custom designs; one source for all your wire, cable or cord needs. Quality cable answers that combine the best of performance and installation ease. Talk to him about it. You won't find a better source for understanding or results.

If you have a problem and would like "right now" answers, call:
(312) 681-8920, Electrical Division
(317) 966-6681, Electronic Division
(312) 887-1800, Transportation Division
Or write Belden Corporation, 2000 South Batavia Avenue, Geneva, Illinois 60134.

H 1 3

BELDEN 

INFORMATION RETRIEVAL NUMBER 234

HARNESS

TERMINATE



The 'SOURCE'

for Digital Instrument Printers

Need a hard copy printer that is readable, reliable, flexible and maintainable?

With DigiTec's instrument printers you get a model to fulfill your exact specifications.

Want a printer that lasts with use and is easily repaired after abuse?

DigiTec's instrument printers have rugged, high-styled enclosures and state-of-the-art circuitry with plug-in components for serviceability.

Require integral time recording, batch or event counting, up to 21 data columns, red or black print out, TTL or RTL interface, and integration into an existing product or system?

Selected DigiTec models offer these features in combination with many others.


Look first to the "SOURCE" for your digital instrument printers and ask about our generous OEM quantity discounts!

Contact your nearest United Systems representative for complete specifications on all DigiTec instrument printers.



6100 Series
digital printers for
production, laboratory
and OEM applications.
Starts at

\$549.



Model 6214
custom, modular printer adds hard
copy capabilities to your product.
Starts at

\$350.



Model 691
systems printer for
maximum flexibility in
data acquisition systems.
Starts at

\$725.

DigiTec

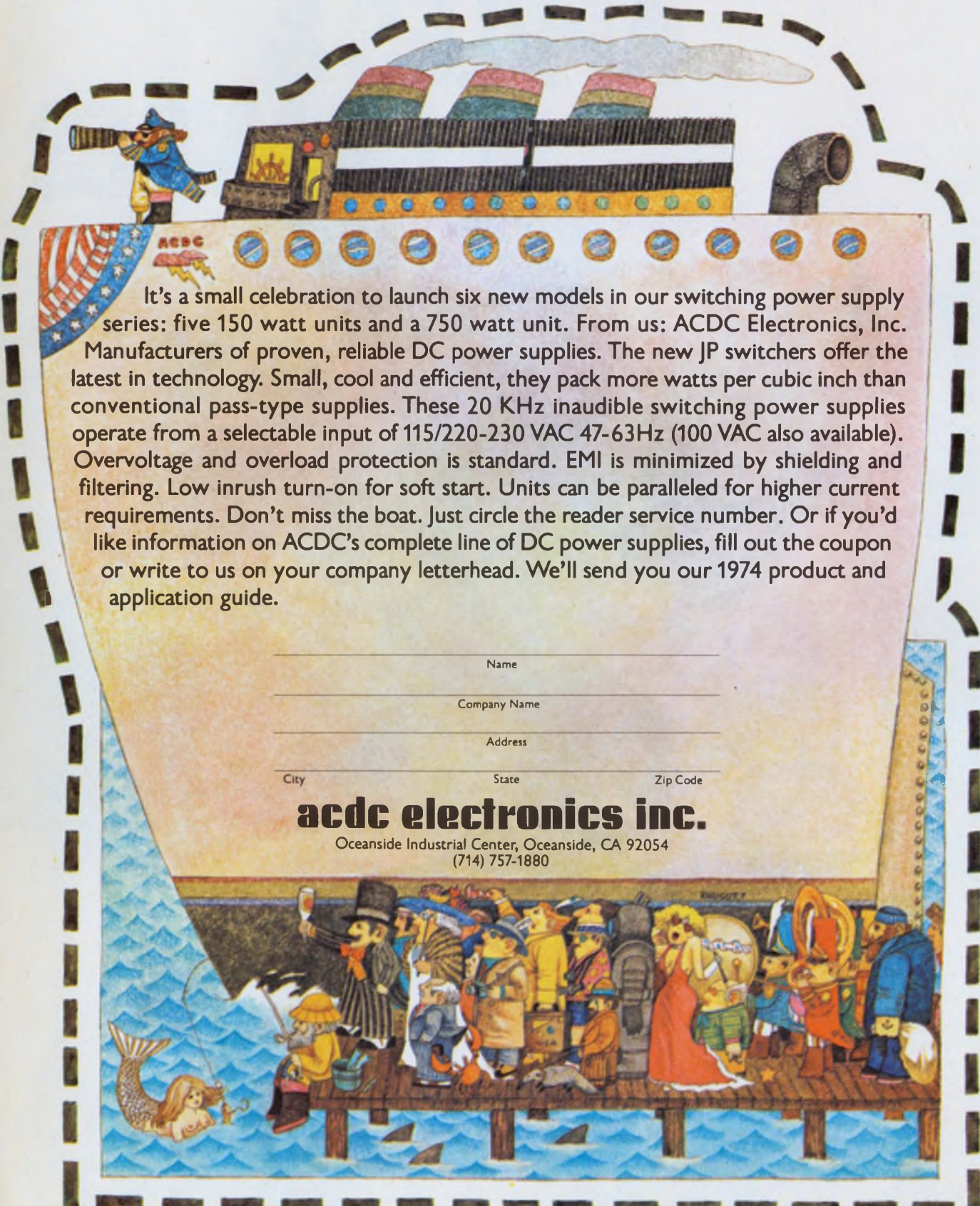
UNITED SYSTEMS CORPORATION

a subsidiary of

Monsanto

818 Woodley Road • Dayton, Ohio 45403 • Ph: (513) 254-6251 • TWX: (810) 459-1728

SIX NEW SWITCHERS. LET US SHIP YOU SOME.



It's a small celebration to launch six new models in our switching power supply series: five 150 watt units and a 750 watt unit. From us: ACDC Electronics, Inc. Manufacturers of proven, reliable DC power supplies. The new JP switchers offer the latest in technology. Small, cool and efficient, they pack more watts per cubic inch than conventional pass-type supplies. These 20 KHz inaudible switching power supplies operate from a selectable input of 115/220-230 VAC 47-63Hz (100 VAC also available). Overvoltage and overload protection is standard. EMI is minimized by shielding and filtering. Low inrush turn-on for soft start. Units can be paralleled for higher current requirements. Don't miss the boat. Just circle the reader service number. Or if you'd like information on ACDC's complete line of DC power supplies, fill out the coupon or write to us on your company letterhead. We'll send you our 1974 product and application guide.

Name

Company Name


Address

City State Zip Code

acdc electronics inc.
Oceanside Industrial Center, Oceanside, CA 92054
(714) 757-1880

To locate your nearest ACDC representative call toll-free (800) 645-9200 (In New York State, Call Collect (516) 294-0990).

HOW TO COMPARE APPLES & ORANGES



OR THE INTERDATA 7/32 VS. THE PDP 11/40

It's a simple comparison when you think about minicomputer hardware in terms of software.

Interdata believes that hardware exists to make programming easier. That's the reason we invented a 32-bit minicomputer. And that's the reason there really can be no comparison with any 16-bit machine. Just think about it.

Most 16-bit mini's were designed when memory cost you a dollar a word. Multiple registers meant four. Software was a set of diagnostics. And hardware was king.

Not so now.

Large memories are the rule – not the exception. One program alone can exceed 65K. Multiple registers now

mean 32. And most of your dollars are spent on software.

That's why Interdata made the 7/32 happen – to make your software simpler and cheaper.

For example, the 7/32 has a Real Time Operating System you can understand. A system optimized for FORTRAN programs. And a set of editors, debuggers, and file packages to brighten any programmer's day. All with a Common Assembly Language that gives you efficient code and is compatible not only with Interdata 7/32's but with our 7/16's as well.

So don't try to compare apples and oranges. It's unfair to the apple. Especially when their apple only has 16 bits to help their software and our orange has 32.

Interdata, Inc., 2 Crescent Place, Oceanport, N.J. 07757 (201) 229-4040.

Gentlemen:

- Maybe I shouldn't compare, but I've got to try. Send me more about the 7/32.
- Let's talk oranges. Have an Interdata representative contact me.

Name _____ Title _____

Company _____

Address _____

City _____ State _____ Zip _____

Telephone _____

INTERDATA®

A subsidiary of The Perkin-Elmer Corporation

2 Crescent Place, Oceanport, N.J. 07757.
(201) 229-4040.

6486 Viscount Road, Mississauga, Ontario,
Canada L4V 1H3. (416) 677-8990.

Arundel Road, Uxbridge, Middlesex, England.
Uxbridge S2441.

8032 Grafelfing bei Munchen,
Waldstrabe 31, West Germany. 854-20-34-38.

92 Chandos Street, St. Leonards,
Sydney, Australia 2065. 439-8400.

Victor now offers you a ready source of high quality, competitively priced miniature connectors... ruggedly built for reliable performance. Currently being used on portable, rechargeable calculators and similar small, solid state equipment. Standard configurations incorporate strain relief, but your cord set can be custom designed to your specifications... with or without strain relief.

Write or phone for details, and find out why Victor has become the standard of quality in cord sets and other wire specialty items.

Victor Electric Wire & Cable Corp.
618 Main St., West Warwick, Rhode Island
02893
Telephone: 401 821-1700



**New
miniature
connector.**

**Standard and
custom designs
in male & female
configurations.**

ACROSS THE DESK

(continued from page 7)

the English language or the interests of your readers.

*Wallace F. White
Marketing Manager*

Boonton Electronics
Route 287 at Smith Rd.
Parsippany, NJ 07054

Ed. Note: You're absolutely right. A typewriter glitch, that "unique." Most units are analog; the digital are, shall we say, nifty?

Please, stop phoning

We missed by just one digit in EECO's telephone number in Electronic Design's GOLD BOOK, and the Orange County Department of Education is really miffed. The folks there have been getting three or four calls a day that are intended for EECO, whose number is (714) 835-6000—not (714) 834-6000.

Never on Tuesdays

An engineer with an aerospace firm was so creative, his company thought that he was absolutely indispensable. Though he was rather cantankerous, his company made many allowances for his eccentricities—and even allowed him to take every Tuesday afternoon off with full pay.

One Tuesday afternoon he took off and stayed away. At first nobody paid any attention when he didn't show up on Wednesday. But about a week later they checked with his home and found he hadn't been heard from. In fact, they checked all over and found no sign of him. He had simply disappeared.

He returned one Tuesday morning some eight months later and his boss was so delighted that he started telephoning everybody in the plant. When our wayward engineer asked the purpose of the calls, he was told: "Well, we're so glad to have you back, I thought we'd have a welcome-home party for you this afternoon."

To which our friend replied: "What? On my afternoon off?"

You buy more

when you buy Data Precision

Today, more than ever before, Data Precision instruments are the smartest buy in the industry. Model for model they offer performance, flexibility and reliability at appreciably less cost than comparable competitive instruments.



Model 245 **\$295**

Model 245 is the only truly portable 4-1/2 digit full function multimeter available. With a basic accuracy of $\pm 0.05\%$ its performance far exceeds other alternative portables. Compare its cost and 4-1/2 digit performance with any 3-1/2 digit instrument.



Model 2440 **\$675**

By far the most accurate autoranging full function 4-1/2 digit multimeter available. It has DCV accuracy of $\pm 0.007\%$ rdg. ± 1 LSD/6 months, autoranging and autozeroing, remote ranging and triggering and isolated BCD output, all included in one basic price.



Model 1450 **\$325**

Our newest 4-1/2 digit full function, 21 range multimeter features a basic accuracy of $\pm 0.02\%$ of rdg. $\pm 0.01\%$ f.s., big bright 1/2 inch planar display and 100% overranging.

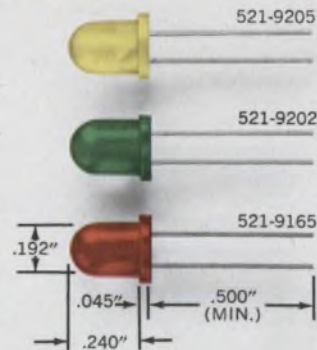
Contact your Data Precision representative or Data Precision directly. You may be surprised just how much more instrument you can buy, when you buy Data Precision.

DATA PRECISION
...years ahead

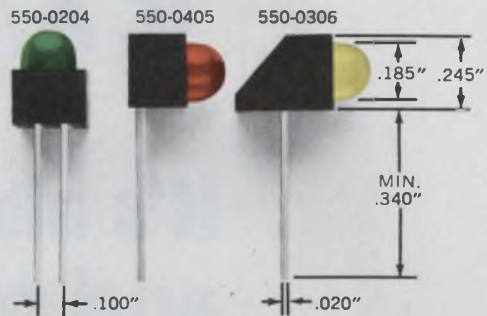
Data Precision Corporation, Audubon Road, Wakefield, MA 01880
Phone (617) 246-1600

Dialight sees a need:

(Need: The widest choice for your every application.)



Now available in green, yellow and red. Mini-sized for maximum front panel density and easy panel mounting. High luminous intensity, low cost. Vibration/shock resistant. Solid state for long life. Wide viewing angles. Ideal for applications like panel lighting, film annotation and alpha-numeric displays.



Mix 'em or match 'em. LED logic state fault indicators are available in red, yellow and green, in a variety of shapes, some with a built-in integral resistor. Can be driven from DTL and TTL logic. Designed for easy alignment on PC boards so that multiple functions can be displayed.



Dialight, the company with the widest choice in switches, LEDs, indicator lights and readouts, looks for needs . . . your needs . . . and then they develop solutions for your every application. No other company offers you one-stop shopping in all these product areas. And no other company has more experience in the visual display field. Dialight helps you do more with these products than any other company in the business, because we are specialists that have done more with them. Talk to the specialists at Dialight first. You won't have to talk to anyone else. Send for your free new copy of Dialight's current catalog.

DIALIGHT
Dialight, A North American Philips Company
203 Harrison Place, Brooklyn, N. Y. 11237
(212) 497-7600

See Dialight.

We asked A/D converter users what they really wanted, and they said accurate high speed 10 and 12-bit resolution, small size, reasonable prices and NO EXTERNAL COMPONENTS! So, we designed an A/D converter that offered all that, and then some. It's called the ADC85, and it's today's fastest, most accurate IC A/D converter. It's also the first complete IC converter around.

We started with some pretty advanced IC processing techniques and a small 32-pin DIP compatible hermetic metal package. We developed, and designed in, one of the neatest D/A converters around, and for extremely low drift and high initial accuracies, we added Burr-Brown produced and laser trimmed thin-film components. Then, so you don't have to mess around adding external components, we built in a selectable input buffer amplifier, a reference, and a user adjustable internal clock. It can operate from an external clock, too. All you have to do to

make the ADC85 work is to add input power and logic control signals.

And, how it works!! You get conversion speeds of 10 μ sec for 12-bit, and 6 μ sec for 10-bit resolutions. If you're willing to trade off a couple of bits for speed, the ADC85 has a "short cycling" feature that allows the user to convert 8 bits in just 4 μ sec. You get guaranteed accuracies of $\pm 0.0122\% \pm 1/2$ LSB for 12-bit models, and $\pm 0.05\% \pm 1/2$ LSB for 10-bit models. Maximum temperature coefficients of gain drift are specified from ± 15 ppm/ $^{\circ}$ C to ± 40 ppm/ $^{\circ}$ C, depending on the model selected. And, non-linearity drift over temperature range is guaranteed not to exceed $\pm 1/2$ LSB. Operating temperature range for the ADC85C is 0 $^{\circ}$ C to +70 $^{\circ}$ C, and -25 $^{\circ}$ C to +85 $^{\circ}$ C for the ADC85.

You're not locked into a single input signal range either. The ADC85 will work on either ± 2.5 , ± 5 , and ± 10 , or 0 to +5 and 0 to +10 volts. The corresponding

parallel digital output codes available are offset binary, two's complement, and straight binary. Digital outputs are also available in serial form. If you think that's versatility, how about digital control, timing, and status signals that include Convert Command, Status, and Internal Clock? Now you really have something

Compare the ADC85 with any A/D converter you're using now, or have ever thought of using. We're certain you'll like ours better. Unit quantity prices start at just \$160. Call us today. We'll take your order right over the phone. Burr-Brown, International Airport Industrial Park, Tucson, Arizona 85734. Telephone: (602) 294-1431.



The first complete IC A/D Converter

It's also the fastest, and most accurate

Meet the ADC85!!



*The ADC85...
Another exceptional
A/D converter
from Burr-Brown*

Latest scientific calculators displayed at conference

A host of new computational functions, built into hand-held scientific calculators, was highlighted last week at the Winter Consumer Electronics Show in Chicago. And these machines offer more computing power per dollar than ever before.

Texas Instruments unveiled the new SR-51 for \$225—it looks like the SR-50—that incorporates nine new features giving statistical as well as scientific capability. One feature is a random-number generator that can generate two-digit random numbers from 00 to 99. The generator is used in statistical analysis.

Other statistical features include automatic computation of mean, variable and standard deviation, factorials and permutation. Least-square linear regression, useful in plotting and correlating test data, can be performed for a maximum of 99 data points.

The number of storage registers has been increased from one in the SR-50 to three in the SR-51. [For a direct comparison of the SR-51 with the SR-50 and other calculators, see the table of "Key Scientific Calculator Features" in this issue's special report, page 24].

Although Hewlett-Packard was not at the show, its HP-45 for \$325 was directly challenged by Mostek's Corvus 500 (less than \$200). Like HP, the Corvus machine uses reverse Polish notation and has nine storage and four stack registers. Mostek is one of HP's chip suppliers.

The Corvus 500 omitted HP's conversions for decimal degrees to degrees, minutes and seconds. But the Corvus machine added hyperbolic and n-th root functions.

National Semiconductor's new Novus Mathematician (\$80) was the only calculator shown—other than Corvus—that has reverse

Polish notation. But unlike the Corvus (and HP) unit, the Novus has an eight-digit, floating-point arithmetic and display rather than scientific notation. Also, the Novus has only one storage and three stack registers.

Rockwell unveiled its 63R machine (\$100), which improves the 61R by these added features: scientific notation; degree-to-radian (and inverse) conversion; a factorial key; two levels of parentheses; and keys that multiply or divide memory by the displayed quantity.

Canon revealed a new \$250 algebraic-arithmetic calculator—the F-7—that competes with the TI SR-51 and the Corvus 500 in math power. But the F-7 has special functions and additional memories to make computation easier.

For example, the F-7, which uses scientific notations—has two directly accessible storage registers that can be recalled and displayed. In addition, the Canon unit incorporates seven memory registers for parentheses—the highest number in any hand-held unit presently available. Calculations using seven nested parentheses can be performed.

A fractional key (/) is also included in the F-7. This key permits a user to enter nondecimal fractions (like 1/3) directly.

A unique feature among the scientific calculators at the show was the digital-timing function built into Microelectronic Systems Corp.'s Model 3030. The unit, useful to time and calculate costs directly for operations such as long-distance calls, can count up or down in increments of 0.1 s. The maximum total count is 2777 hours, which is longer than the battery will last.

Not exhibited at the show was Hewlett-Packard's newest machine,

the \$395 HP-55 which also has a digital timer, this one with a resolution of 0.01 s. The Model 55 is programmable but has only 49 steps compared with 100 in the HP-65. Also, the HP-55 has no provisions for programmed storage.

However, the new calculator has 20 addressable registers compared with nine in the HP-45 and 65 calculators. A total of 86 preprogrammed functions come with the HP-55.

Solid-state amplifiers crowd low-level TWTs

A decline in the OEM market for low-level traveling-wave tubes is seen in the U.S. in a report, "Microwave Component Forecast," by Gnostic Concepts, Menlo Park, CA. The report says the market has reached a "plateau" of about \$60-million a year.

Robert G. Simko, Gnostic Concepts associate, says the major reason for the decline is the increasing availability of solid-state amplifiers that can handle moderate power levels—such as 1 W at L band (0.4 to 1.5 GHz) and 0.3 W at K band (10.9 to 36 GHz.)

By 1978, the total market for discrete transistor amplifiers should increase by 226% over 1973, the report says, and microwave integrated circuits should show a total growth of 249% over the same five-year period.

So far the solid-state, small-signal amplifiers, both discrete and MIC, have been dominated by bipolar transistor technology, and this trend will continue in the microwave frequencies through 5 GHz, according to the forecast. Gallium-arsenide FETs and parametric amplifiers using varactor diodes will dominate the X band (through 11 GHz) and higher frequencies, the report says.

High-school lab using floppy-disk time-sharing

A mathematics laboratory at Channel Island High School in Oxnard, CA, is using what is believed to be the first floppy-disk-based time-sharing system. The school has been using a Data General Nova computer with 12 k of core memory since 1970, and it has four

time-shared Teletype terminals for student use.

The floppy-disk, an AED 2500 from Advanced Electronics Design, Inc., Sunnyvale, CA, employs the IRIS software system, developed by Educational Data Systems.

Richard Brunner, chairman of the school's Mathematics Dept., says: "The floppy-disk system is used to store the various mathematics and computer-assisted instruction programs used by the classes in the lab. We used to input the programs into the computer core memory with a paper-tape reader before each class—which took at least five minutes. If any diagnostic work was needed, we could have wasted up to 10 or 15 minutes of class time. Now we call up the necessary programs instantly."

Virtually all ninth-graders, with the exception of basic-algebra and algebra 1 students, use the facilities—a total of 300 to 350.

"The real reason for a computer lab in our mathematics program is to motivate students to continue taking math courses," Brunner points out. "We still require students to learn math using conventional teaching techniques, but now they are very anxious to take the classes, so they can get to use the computer."

New computer aims to set speed record

A super-fast computer that promises to be up to 15 times faster than currently available units is being prepared for market. The machine, the Cray-1, is the first product of Cray Computer, a small company in Chippewa Falls, WI, headed by Seymour Cray, the architect of Control Data's 6600 and 7600 computers.

According to Cray, the new computer uses 1024-bit ECL memory chips and other small and medium-scale ECL integrated circuits to achieve its speed. The Cray-1 is reported to have a CPU cycle time of 12 ns and a memory-cycle time of 48 ns; its closest competitor, the CDC 7600, has a 2.75-CPU cycle time and a 275-ns memory-cycle time. The word length of the Cray-1 is 64 bits.

Building computers that operate

as fast as the Cray-1 presents problems, Cray notes. For example, it's necessary to measure each length of wire in the machine to make sure that pulses arrive at their destination on time.

Another problem is that the high-speed ECL circuitry requires more power, Cray says. The Cray-1 needs about 50% more power than the 75-kW CDC 7600. This puts consumption at well over 100 kW, and that's just for the mainframe. The freon system used to cool the unit requires still more power.

The new mainframe, which takes up only 25 square feet of floor space, is being built by Cray's 25 employees and will sell for \$7.5-million. That's the same price the 7600 and the 6600 went for when they were first offered.

The market for the Cray-1 is quite narrow, Cray admits. It is intended mainly for applications requiring a mass of scientific calculations. This is where the speed is needed most.

While a prototype of the Cray-1 has been built, the machine is not expected to be ready for the market until the end of the year. Literature, however, will be available in the spring, says Cray.

HD/CMOS II features small cells, low power

A new version of HD/CMOS, Micro Power Systems' high-density CMOS process has been introduced. Called HD/CMOS II, the new process features cell sizes that are approximately 50% smaller than those of the earlier HD process and roughly 75% smaller than those of the 4000 series.

In one implementation of the process, Micro Power is producing a watch chip with all the processing and frequency division circuitry needed to display hours, minutes, seconds and date within a 12,000-square-mil area. Other watch circuits using the process can operate from 1.5 V at 200 nA. The 0.3- μ W power consumption is seven times less than that of a similar circuit using the original process.

The cell-size reduction is attributed to a combination of improved cell design, new circuit techniques and improvements in

interconnects. HD/CMOS II shares most of its technology with its predecessor—including two-layer interconnect, one layer of polycrystalline silicon and one of electron-beam deposited aluminum. The polysilicon layer has a resistivity of less than 1 Ω per square mil, making long interconnections possible. Both the original and the new series also use a low voltage cell with a maximum applied voltage in the 6.5-V range, as opposed to the 15 V of conventional CMOS.

Micro Power Systems is a manufacturer of custom circuits for such applications as digital watches, hearing aids, cardiac pacemakers, pocket pagers and digital meters.

R&D rise forecast in U.S. this year


Spending for research and development in the United States is expected to increase 11% this year—from \$32.1-billion in 1974 to \$35.6-billion, according to a forecast by Battelle's Columbus Laboratories, Columbus, OH.

The forecast links the rise to increased support from the Federal Government and industry. Government support is deemed likely for research that will be directed increasingly toward short-term goals. The forecast sees an increasing emphasis on pragmatism, with some shift of support from socially related R&D to work directed toward solving more immediate resource scarcities.

The expected increase in Federal support is based on assumptions that the following will occur:

- Increased emphasis on R&D aimed at reducing U.S. dependence on Middle Eastern oil and gas.
- Selected use of R&D for countereconomic purposes.
- Increasing awareness by state and local officials of the contributions that R&D—supported in part by Federal revenue sharing—can make to the needs of their constituencies.

Breaking down the R&D estimate for calendar 1975 by source of funds, the forecast sees the Federal Government spending about \$18.5-billion, industry \$15-billion, colleges and universities \$1.6-billion and other nonprofit organizations \$515-million.



For quality-plus buyers— Solid-Plus CMOS.

100% pre-screened and burned in.

If you're one of those people who knows it pays to get tough about quality, we have what you're looking for in CMOS. Our new Solid-Plus grade. Here's what you get.

On all devices:

100% electrical testing and full military grade specification measurements, like we've been doing on all our products.

PLUS: 100% screening to 15-volt operation.

PLUS: independent test laboratory certification to 0.15 AQL.

PLUS for Epoxy B packaged devices—

150°C bake to insure against hot opens

48-hour burn-in at 125°C at 10 V bias

PLUS for Cerdip packaged devices—

inspection to MIL standard 883 Class B, Method 2010.1

168-hour burn-in at 125° at 10 V bias.

We can't tell you how much Solid-Plus can save you, by reducing or eliminating your costs of incoming inspection and replacing infant mortality failures. But we can tell you that the cost-plus for Solid-Plus ranges from 9 cents for epoxy gates to 15 cents for Cerdip. On top of our already-low prices. Just specify Solid-Plus on your order. It's available on all of the nearly 100 standard devices we make in the 4000, 4400 and 4500 series.

Sales Offices

East: 215-279-8424

Midwest: 312-437-8373

West: 714-546-9621




SOLID STATE SCIENTIFIC INC.

Montgomeryville, Pa. 18936 / (215) 855-8400 / TWX 510-661-7267

The alternate source that's better than equal.

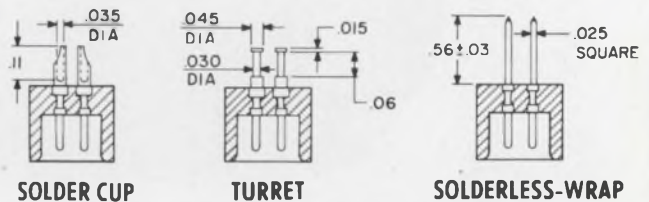
Versatile, low cost plug and socket connectors for electronic systems



J51S RECEPTACLE J51P PLUG
ACTUAL SIZE




OPTIONAL TERMINALS ON PLUG




REMOVABLE SOCKET CONTACT

Wrap-around spring provides positive contact between socket and pin. 3-tine clutch and closed entry construction assure extra reliability in socket contact insertions and withdrawals.



REAR VIEW
ILLUSTRATES
WIRE-WRAPPED
TERMINALS



CONTINENTAL SERIES J CONNECTORS

provide high density in small areas of computers, control applications, instrumentation and printed circuitry.

FEATURES:

- 11, 21, 31 and 51 Contact Sizes
- .100 Contact Centers
- High Strength, Single Piece Molded Shells
- Removable Socket Contacts
- Right Angle or Straight Thru Wiring
- Molding Configuration Polarized
- Integrally Molded Plug Contacts
- In Accordance with MIL-E-5400 Specs

For a free brochure on Series J Connectors, write or phone advertising department, Continental Connector Corporation, 34-63 56th Street, Woodside, N.Y. 11377, (212) 899-4422.

For the Sales Representative Nearest You, See Our Listings in EEM and Gold Book Directories.

CONTINENTAL CONNECTORS

CONTINENTAL CONNECTOR CORPORATION ■ WOODSIDE, NEW YORK 11377

INFORMATION RETRIEVAL NUMBER 16

Celanex sparks high-energy idea in new ignition system.

All five components of this new unitized high-energy ignition system are molded in Celanex 3300 thermoplastic polyester resin. Celanex has high dielectric strength—withstands exposure to 40 KV. Both dry and wet arc resistance of Celanex is over ten times better than phenolic.

Celanex is strong. Its high-impact strength allows wall thickness reductions to approximately half that needed in phenolic. And Celanex has up to a

70% faster mold cycle, with no preforming or de-flashing required.

What's more, Celanex conquers under-the-hood heat. It easily withstands operating temperatures of -40 to 300°F.

Combine the exceptional properties of Celanex with the advanced design of this high-energy ignition system—it needs no points, aids in cleaner combustion, is maintenance free—and you know why it is on '74 cars.


For more information



on Celanex, please write Celanese Plastics Company, Dept. X-608, 550 Broad Street, Newark, New Jersey 07102.

Celanese Plastics Company is a division of Celanese Corporation. Canadian Affiliate: Celanese Canada Ltd. Export: Amcel Co., Inc., and Pan Amcel Co., Inc., 522 Fifth Ave., New York 10036

THE DEPENDABLES: CELANESE® ENGINEERING RESINS • CELCON® acetal copolymer • CELANEX® thermoplastic polyester • NYLON



INFORMATION RETRIEVAL NUMBER 17

SPECIAL REPORT ON SCIENTIFIC CALCULATORS

Growing family of small machines at \$50 and up does complex math

In just a year and a half, micro-electronic scientific calculators have grown from lonesome offspring of the semiconductor revolution to a

In June, 1973, only one or two of the machines had been introduced. Today more than 40 types are available, with more to be unveiled later this year. All can perform complex mathematical operations on algebraic, trigonometric, logarithmic and other functions.

The designer buying a scientific calculator has a tough problem comparing them. First, the wide spread in prices—from about \$1400 for the top of the line to \$50 for the lowest unit—is not proportional to the mathematical capabilities of the machines. The lower-priced models give more math power per dollar, while the higher priced units have features that make it substantially easier to perform complex calculations.

Second, variations in sizes, packaging, displays and keyboard designs mask the close fundamental similarities between the large majority of machines.

And third, factors other than the mathematical capability of the machines must be considered. These factors include the following:

- The type of arithmetic programmed into the machine—plain algebra, hierarchic algebra or reverse-Polish notation—and the related methods of entering problems.
- The use of standard or scientific notation.
- The type of display and number of digits.
- Special visual indicators on the display, such as low battery and overflow.

- The ability to store and recall data.

- The incorporation of simplifying functions, such as single-key entry of constants and conversions (radians to degrees, etc.).

- Special features that may be used in certain calculations, such as polar-to rectangular conversions or factorials.

- The types of batteries used—alkaline dry cells or nickel cadmium (nicad) rechargeable units.

Low-cost units effective

Even the lowest-cost calculators are effective for engineering calculations. The following functions can be directly—or with a few easy steps—computed on all of the calculators reviewed here (see table):

Sine	Arcsecant
Cosine	Arccotangent
Tangent	Log base 10
Arcsine	Log base e
Arccosine	Antilog 10
Arctangent	Antilog e
Secant	Square root
Cosecant	Square
Arcsecant	N-th root
Cotangent	N-th power

Hyperbolic-function keys are found only on Sharp's PC-1002 and Texas Instruments' SR-50 and SR-51. On other calculators, hyperbolic functions can be solved with equations of the general form:

$$\sinh x = \frac{e^x - e^{-x}}{2}, \text{ etc.}$$

The top machines provide the most powerful and versatile computational power by incorporating a programming capability. These calculators include the Monroe and Compucorp 326 and 324 at \$1395 and \$694, respectively; HP's 65 at \$695; and Sharp's PC-1002 at \$645.

Both machines of Monroe and Compucorp have 160 programming

steps, but the 326 can also store up to 100,000 program steps in a companion cassette unit.

The HP-65 stores up to 100 program steps on a small magnetic card strip.

Sharp's PC-1002 has 64 programmable steps but no provision for external storage. It does have provision for plugging in PROM chips that contain specialized programs, much like those on HP's magnetic cards. Five of these PROMs will be available, including chips for mathematics and electrical engineering. Other special programs can be written into individual PROMs by Sharp.

Most of the "popular," lower-cost machines fall into two categories: Those with keys that have single mathematical functions and those with keys that have multiple functions.

The single-function category embraces machines that cost from about \$250 to \$100 and that have between 36 and 40 keys. Representative of these units are TI's SR-50, Ward's P350, Dev-Tronic's SI-36 and Commodore's SR-1400.

These calculators also have scientific notation and (with two or three exceptions) have 10 mantissa and two exponent digits in the display. Most of these units have two sets of parentheses, one nested within the other, as well as a separate memory register.

With all the functions on separate keys, these machines are simpler to operate than the multiple-function calculators.

The multiple-function cost from about \$140 to \$70 or less. They have 20 to 30 keys. The display is usually eight digits, and a memory register is included. Representative machines are APF Electronics' MK-20 and Rockwell's 61R.

The multiple-function devices

Jim McDermott
Eastern Editor



These 16 scientific calculators are a cross section of what's available today. They are compared in a table, with 26 other calculators. The machines shown here (left to right): top row—Heath IC-2100; Bowmar MX0140; Craig 4512A; Canon F-5; Sharp PC-1002; center row—

Sinclair Scientific; Wards P350; Commodore SR-1400; Rockwell 61R and APF Electronics MK 20; bottom row—Remington SSR-8; Dev-Tronics SI-36; Sharp PC-1802; Casio FX-10; Hewlett-Packard 65 and Texas Instruments SR-50. New additions to the family are coming this year.

have about the same mathematical capability as the single-function units, but a special function (F) key must be used. Depressing the F key before one of the operational keys gives the latter a second function. Depending upon the keyboard, from 12 to 20 keys may have one or two operating functions.

This design feature is developed to its fullest in Bowmar's MX-140, which has two function keys plus 20 regular ones. The two function keys give 23 additional keyboard functions as well as providing two sets of parentheses, one nested within the other.

Plain-algebra arithmetic is programmed into the chips of most of the calculators to perform add, subtract, multiply and divide operations. Plain algebra is the simplest and most straightforward of any of the calculator arithmetic

methods, and operations are generally executed in the sequence in which they are entered. For example: $2 + 3 \times 4 = 20$.

Texas Instruments uses algebra hierarchy in which multiply and divide take precedence over add and subtract. When a string of numbers is entered, multiply and divide are executed first; the add or subtract operation is held until the multiply or divide is complete. For example: $2 + 3 \times 4 = 14$.

For long strings of calculations, the user must keep track of the precedence of multiplication and division, and consequently the order in which the terms are entered.

For entering lengthy calculations in plain algebra machines, the use of nested parentheses to at least two levels—in addition to a single-register memory—is highly desirable. The trend in chip design

is to increase the number of parentheses. Canon's F-7 has seven levels of parentheses plus two storage registers.

Stack registers in calculators using reverse-Polish notation perform the same function as parentheses.

Hewlett-Packard's machines use reverse-Polish notation for arithmetical operations. But two new calculators, introduced this month at the Winter Consumer Electronics Show in Chicago, use the same notation. One is National Semiconductor's Novus Mathematician and the other Mostek's Corvus 500.

Data entry for reverse-Polish notation is similar to entering data in computers and is unlike algebraic entry. With reverse-Polish, the numbers are entered first and the arithmetic operation (+, -, ×, ÷) is performed last.



Capabilities of this eight-digit, floating-point calculator, the Rockwell 61R, are duplicated in a sizable number of other machines.



Over 53 independent-key functions are provided by this TI SR-50 calculator. Arithmetic of this unit is organized as hierarchic algebra.



The only pocket-sized calculator with programming capability, the HP-65, uses magnetic-strip cards containing up to 100 program steps.



Over 100,000 program steps can be obtained by use of the companion cassette provided along with this Monroe 326 portable, battery-operated calculator.

For problems having two numbers and one arithmetic operator, the first number is keyed in and saved by pressing an ENTER key. The second number is keyed in and is followed by the arithmetic operator.

The expression $(3 \times 4) + (5 \times 7)$ would be evaluated by the following steps:

3 ENTER 4 \times (12.00 is displayed)
 5 ENTER 7 \times (35.00 is displayed)
 + (42.00 is displayed)

While use of this method is awkward for those accustomed to algebraic data entry, an advantage is that the user can solve most problems by keying in the numbers in the same order in which they appear in the original expression.

For handling very large numbers, scientific notation is essential. A 10-digit mantissa plus a two-digit exponent provide a working range of 10^{-99} to 10^{99} , which is typical of the 10 or more calculators in the \$250-to-\$90 range (see table).

Some of the newest machines, like the Canon F-7 and the Rockwell 63R, have an eight-digit mantissa and a two-digit exponent. Calculators with scientific notation have an exponent key (EE, EEX or EXP) that permits separate entry of the powers of 10.

One calculator, the Sinclair Scientific—the smallest and the only

breast-pocket-sized unit—is organized for scientific-notation entry only.

Many calculators in the lower end of the price range do not use scientific notation. Instead, they have an eight-digit floating-point display. For many routine calculations this is adequate, since an overflow feature is provided.

These eight-digit calculators will accept and display any positive or negative integer between 0.0000001 and 99999999. Any result larger than 99999999. produces an overflow, which locks the machine. An overflow indicator is then displayed. The user obtains the true value of the displayed number by counting eight places to the right of the decimal point. As a result, the maximum capacity of an eight-digit machine is 9.9999998×10^{15} .

Most eight-digit machines—except for Novus Mathematician—do not have parentheses. As a result, chain calculations are somewhat more involved.

When a designer is dealing with complex strings of calculations, he needs the ability to store and recall data. The high-cost machines are the best here. Monroe's 326 has 12 storage registers and four sets of parentheses, HP's 65 nine storage and four stack registers and Sharp's PC-1002 eight storage registers and six levels of paren-

In Order To Put Quality and Reliability Into A Power Supply It Must Be Expensive, Right?

WRONG!



\$ 2495

1-9 pc.

5V, 3A

- Overvoltage protection
- 115/230 VAC Input
- 0.05% Regulation
- 2 Year Warranty
- "Triple Test" with 2-hour burn-in on all units
- 58 other models available

If we at POWER-ONE had left well enough alone, where would this industry be today? The same old products would saturate the market and they wouldn't have the same old prices, not at today's costs in material and labor.

At \$24.95 can it be good? You bet it can! We did it. Look no further, your search for power has ended! Make us prove it.

Write or call us.

More Power to You, For Less from



POWER-ONE, Inc.

531 Dawson Drive • Camarillo, California 93010 •
(805) 484-2806 • TWX 910-336-1297

See us in:
EEM - 1-586 & 587
Gold Book - 3-1100

INFORMATION RETRIEVAL NUMBER 18

Key Scientific Calculator Features

Calculator	Models	Approx. List. \$	No. of keys	Display: LED or gas**	Scientific notation	Type of arithmetic**	Mantissa/exponent digits	Change sign (+/-/-)	Trig functions (3) (cos, tan)**	Inverse trig functions (3)**	Deg/Rad capability**	Deg/Rad conversion	Rad/Deg conversion	Deg/min/sec to decimal	Decimal to deg/min/sec	Polar/rectangular conversion	Logarithms (e = bases 10, e)**	Antilogs (e = bases 10, e)**	Hyperbolic functions	Factorial key (x!)	Summation	Reciprocal key (1/x)	Square key (x ²)	Square-root key (\sqrt{x})	n-th power key (y ^x)	n-th root key ($y\sqrt{x}$)	π key	Storage registers, no.	x/y registers exchange	x/memory registers exchange	Parentheses/stack registers, no.	Rechargeable batteries**	Hours, use/recharge**	Battery-saver circuit	Programmable-no. of steps	Conversions**	Special indicators**
Monroe and Compucorp	*326 *324	1395 695	43 46	G G	•	A	13/2	•	•	•	DR	•	•	•	•	•	•	•	•	•	•	•	•	•	•	•	•	12 10	•	•	•	4 2	R R	4/12 4/12	160 160	•	10, 13 10, 13
Hewlett-Packard	*65 45 35	795 325 225	35 35 35	L L L	•	P	10/2	•	•	•	DR DR D	•	•	•	•	•	•	•	•	•	•	•	•	•	•	•	9 9 1	•	•	•	4 4 4	R R R	3/14 5/14 5/14	100	•	10, 13 10, 13 10, 13	
Sharp	*PC-1002 PC-1802 PC-1801	645 120 100	29 25 25	G L G	•	A	10/2	•	•	•	DR DR DR	•	•	•	•	•	•	e	e	•	•	•	•	•	•	•	8 1 1	•	•	•	6 0 0	(ac) O,R O,R	— 27/A 29/A	64	•	13, 15 10, 15 10, 15	
Canon	F-7 F-5	250 140	36 26	L L	•	A	8/2 8/0	•	•	•	DR DR	•	•	•	•	•	•	e	e	•	•	•	•	•	•	•	2 1	•	•	•	7 0	O,R O,R	18/A 7/14	•	13 13		
Tex. Instr.	SR-51 SR-50	225 150	40 40	L L	•	A	10/2 10/2	•	•	•	DR DR	•	•	•	•	•	•	e	e	•	•	•	•	•	•	•	3 1	•	•	•	0 0	R R	4/3 4/3	•	10, 13 10, 13		
Corvus	500	<200	30	L	•	P	10/2	•	•	•	DR	•	•	•	•	•	•	•	•	•	•	•	•	•	•	•	9	•	•	•	4	O,R	6/12	•	13, 15		
Bowmar	MX-140 MX-100	160 130	20 20	L L	•	A	10/2 8/0	•	•	•	DR DR	•	•	•	•	•	•	•	•	•	•	•	•	•	•	•	1 1	•	•	•	2 0	S S	4/8 4/8	•	10, 12, 13 10, 13, 15		
Kingspoint	SC-40	150	38	L	•	A	10/2	•	•	•	DR	•	•	•	•	•	•	e	e	•	•	•	•	•	•	•	1	•	•	•	2	S	4/8	•	10, 11, 12 13, 14		
Montg. Wards	P350	149	38	L	•	A	10/2	•	•	•	DR	•	•	•	•	•	•	e	e	•	•	•	•	•	•	•	1	•	•	•	2	S	4/8	•	10, 11, 12 13, 14		
Summit	SI-90	149	36	L	•	A	10/2	•	•	•	DR	•	•	•	•	•	•	e	e	•	•	•	•	•	•	•	1	•	•	•	2	S	4/8	•	11, 12, 13		
Devtronics	SI-36	140	36	L	•	A	10/2	•	•	•	DR	•	•	•	•	•	•	e	e	•	•	•	•	•	•	•	1	•	•	•	2	O,R	4/8	•	10, 11, 12 13		
Commodore	SR-1400	100	36	L	•	A	10/2	•	•	•	DR	•	•	•	•	•	•	e	e	•	•	•	•	•	•	•	1	•	•	•	2	S	3/8	•	10, 11, 12 13		
Melcor	SC535	100	37	L	•	A	10/2	•	•	•	DR	•	•	•	•	•	•	e	e	•	•	•	•	•	•	•	1	•	•	•	2	S	5/10	•	10, 11, 12 13		
Keystone	2050	120	30	G	•	A	8/0	•	•	•	DR	•	•	•	•	•	•	e	e	•	•	•	•	•	•	•	1	•	•	•	0	S	4/8	•	10, 13, 16		
Rockwell	63R 61R	100 80	25 20	G G	•	A	8/2 8/0	•	•	•	DR DR	•	•	•	•	•	•	•	•	•	•	•	•	•	•	•	1 1	•	•	•	2 0	S S	3/5 3/5	•	13, 15 13		
Colex	ESR70 ESR50	100 70	25 20	G G	•	A	8/2 8/0	•	•	•	DR DR	•	•	•	•	•	•	•	•	•	•	•	•	•	•	•	1 1	•	•	•	0 0	S S	3/5 3/5	•	13, 15 13		
Calcumatic	880	120	26	G	•	A	8/0	•	•	•	DR	•	•	•	•	•	•	•	•	•	•	•	•	•	•	•	1	•	•	•	0	S	3/5	•	13, 15		
Royal Type	88T	—	26	G	•	A	8/0	•	•	•	DR	•	•	•	•	•	•	•	•	•	•	•	•	•	•	•	1	•	•	•	0	S	3/5	•	10, 13		
Microelec.	90	—	26	G	•	A	8/0	•	•	•	DR	•	•	•	•	•	•	•	•	•	•	•	•	•	•	•	1	•	•	•	0	S	3/5	•	10, 13		
Panasonic	JE5001	100	27	G	•	A	8/0	•	•	•	DR	•	•	•	•	•	•	•	•	•	•	•	•	•	•	•	1	•	•	•	0	S	4/8	•	10, 13, 15		
Sears	ESR	100	20	G	•	A	8/0	•	•	•	DR	•	•	•	•	•	•	•	•	•	•	•	•	•	•	•	1	•	•	•	0	S	3/5	•	13		
APF Elec.	MK-20	100	26	L	•	A	8/0	•	•	•	DR	•	•	•	•	•	•	e	e	•	•	•	•	•	•	•	1	•	•	•	0	S	6/12	•	10, 13, 17		
Unitrex	80SR	100	26	L	•	A	8/0	•	•	•	DR	•	•	•	•	•	•	e	e	•	•	•	•	•	•	•	1	•	•	•	0	O,R	—	•	13, 17		
Craig	4512A	100	26	G	•	A	8/0	•	•	•	DR	•	•	•	•	•	•	e	e	•	•	•	•	•	•	•	1	•	•	•	0	O,R	5/10	•	13, 17		
Unisonic	799	90	26	L	•	A	8/0	•	•	•	DR	•	•	•	•	•	•	e	e	•	•	•	•	•	•	•	1	•	•	•	0	O,R	—	•	10, 13, 17		
Sheen	S90	90	25	L	•	A	8/0	•	•	•	DR	•	•	•	•	•	•	e	e	•	•	•	•	•	•	•	1	•	•	•	0	a/R	18/A	•	10, 11, 13		
Novus	Math.	80	32	L	•	P	8/0	•	•	•	DR	•	•	•	•	•	•	e	e	•	•	•	•	•	•	•	1	•	•	•	0	a/R	—	•	10, 11, 13		
Casio	FX-10	70	29	G	•	A	8/0	•	•	•	D	•	•	•	•	•	•	e	e	•	•	•	•	•	•	•	0	•	•	•	0	O,R	17/A	•	13		
Sinclair	Scientific	50	18	L	•	P	5/2	•	•	•	R	•	•	•	•	•	10	10	•	•	•	•	•	•	•	•	0	•	•	•	2	a	25/A	•	12, 13		
MITS	7440	200	36	L	•	A	10/2	•	•	•	DR	•	•	•	•	•	•	e	e	•	•	•	•	•	•	•	1	•	•	•	2	(ac)	—	•	12, 13		
Heath	IC-2100	120	26	G	•	A	8/0	•	•	•	DR	•	•	•	•	•	•	e	e	•	•	•	•	•	•	•	1	•	•	•	0	(ac)	—	•	13		
Netronics	N-1000	90	37	L	•	A	10/2	•	•	•	DR	•	•	•	•	•	•	e	e	•	•	•	•	•	•	•	1	•	•	•	2	R	5/10	•	10, 11, 12 13		

* Programmable calculator (see text)
 ** 1. L = red LEDs; G = green fluorescent tubes
 2. A = algebra; P = reverse Polish
 3. sin, cos, tan
 4. sin⁻¹, cos⁻¹, tan⁻¹
 5. D = degrees; R = radians
 6. Sinclair has base 10 only
 7. e or 10 indicates only that base used

8. R = Battery replaceable
 S = Sealed; disassemble to replace battery
 O = Optional dry or rechargeable battery
 ac = ac-line power only
 a = Dry cells only
 b = 9-V transistor battery
 9. A = Hours for alkaline cells
 10. Low-battery indicator

11. Standby mode (digits blanked)
 12. Operation in radian mode
 13. Overflow, error, or illegal operation
 14. Calculator busy (digits blanked)
 15. Memory loaded or memory overflow
 16. Battery on charge
 17. Function-mode in use
 18. Metric, wts, vol, length, etc.

1953A Programmable Universal Counter/Timer



One of Fluke's 'New Breed' of powerful LSI/MOS counters

Fluke's 'New Breed' of powerful yet compact, robust and economical counters is the result of innovative and advanced LSI/MOS circuit design. Typical of this 'New Breed' is the model 1953A Universal Counter/Timer which incorporates all the features of a laboratory instrument in a small, rugged package that's priced at just \$849.

With the 1953A you get an instrument designed for both bench and systems applications . . . which measures frequency, ratio, period, time interval and gated totals . . . and with a sensitivity down to 30 mV -- better than any comparably priced units on the market.

You get a unit with a full 9-digit LED display, including the features that are standard on all Fluke counters -- decimal point location, overflow and units annunciation, and leading zero suppression.

You get an instrument with a frequency range from dc to 125 MHz, or optionally with internal prescalers to 520 MHz . . . or to 1000 MHz . . . or to 1250 MHz at sensitivities to 15 mV.

Plus, you have a wide choice of options that let you select just the capability you need to solve your specific measurement problems -- options such as: internal prescalers; oven stabilized timebase for highest accuracy; full remote programming; BCD output; burst measurement mode; and a timebase multiplier for operation from a 1, 5, or 10 MHz external clock reference.

What more could you ask for . . . glasses and a moustache maybe?

Call your local Fluke representative for a demonstration to-day. Or write or call us direct.

FLUKE
COUNTER DIVISION

John Fluke Mfg. Co. Ltd., Counter Division, P.O. Box 1094, Station D, Buffalo, N.Y. 14210, Phone (716) 842-0311, TWX 610-492-3214

theses accessible by key entry.

However, there is a lower-cost challenger: the new Corvus 500. The 500 uses reverse-Polish notation, has nine storage registers and closely matches the HP-45.

Of the lower-cost algebraic machines, the best for complex-string calculations are the machines with two sets of parentheses like Ward's P350, Bowmar's MX-140, Dev-Tronics' SI-36, Kingspoint's SC-40, Commodore's SR-1400 and Melcor's SC535.

Nested parentheses are also found in two kits—the MITS 7440 and Netronics N-1000.

Setting the pace for greater storage capability in algebraic calculators is Bowmar's new \$250 F-7. It has two storage registers and seven sets of parentheses.

The selection of a keyboard is a personal matter. To begin with, the keys should be far enough apart to avoid accidental double entry. A keyboard suitable for small hands can be intolerable for a person with large fingers.

A snap or other positive indication of operation when a key is depressed is preferred by many users.

Clear or contrasting key and keyboard markings are important to hold down errors when data are entered on keys with more than one function.

On-off switches should be reasonably rugged, since they are useful in conserving battery energy.

Today's scientific-calculator buyer has two principal display choices: red LEDs or green fluorescent gas tubes. The green digits are substantially larger than the LEDs and are generally found in machines without scientific notation. The largest display is found in Heath's IC-2100 kit.

LED displays differ

With LED displays, differences in sizes and visual quality are apparent, even among machines with the same computational capabilities. LEDs tend to be eye-fatiguing after the calculator has been used a few hours—something to bear in mind when you buy.

In machines with scientific notation, the displays have eight or 10 digits for the mantissa plus

two for the powers-of-10 exponents. In addition the displays contain extra characters for mantissa and exponent minus signs, as well as other special indicators.

Calculator reliability is widely reported to be good, but some problems are found in mechanical elements, such as switches and keys.

Nickel-cadmium rechargeable batteries are the principal user problem. For a calculator in constant use, the need to keep the batteries charged demands close attention. Even if the calculator is stored, the battery must be periodically recharged or it will eventually go dead.

For daily use of most calculators, the battery must be charged two hours for every hour of use. There are exceptions, of course. The HP 65 calls for 14 hours of charge for four hours of use. TI says that the "fast charge" battery in the SR-50 will give four hours of use for every three hours of charging.

Most of the calculators are sold with custom nicad batteries. In HP and TI machines, these batteries are replaceable in the field. But other manufacturers, including Bowmar, Kingspoint and Rockwell, seal the battery inside the case. Should the battery fail during warranty, the calculator must be returned to the factory. Owner disassembly voids the warranty.

For extensive field use, HP recommends two sets of batteries.

Some calculator producers, like Dev-Tronics, Sharp, Craig and Casio, have designed calculators to operate with AA penlite cells or rechargeable AA nicad batteries.

For extended field use, the hours obtained from alkaline cells are five or six times those obtainable from a single nicad charge.

Unique among the calculators is the use of a 9-V transistor battery in the Novus Mathematician.

At least three kits are on the market. The Heath unit is small enough to slip into a briefcase, but it requires ac power. The Netronics kit is described in the January, 1974, issue of *Popular Electronics*.

The MITS 7440 is a large desk calculator with individual keys for all functions. A 256-step programmer, expandable to 512 steps, is also available for use with the 7440. ■■

Want more information?

Readers interested in learning more about the individual calculators mentioned in this article may contact the manufacturers and suppliers listed here.

- APF Electronics, Inc.**, 375 Park Ave., New York, NY 10022. (212) 758-7550. Circle No. 420
- Bowmar**, 450 Park Ave., New York, NY 10022. (212) 752-3250. Circle No. 421
- Calumatic—Leisurecraft Products, Ltd.**, 909 3rd Ave., New York, NY 10022. (212) 686-0096. Circle No. 422
- Canon Inc.**, 10 Nevada Dr., Lake Success, NY 11040. (516) 488-6700. Circle No. 423
- Casio, Inc.**, 1 World Trade Center, New York, NY 10048. (212) 432-9230. Circle No. 424
- Colex/International**, 1229 W. Washington Blvd., Chicago, IL 60607. (312) 733-1200. Circle No. 425
- Commodore Business Machines**, 901 California Ave., Palo Alto, CA 94306. (415) 326-4000. Circle No. 426
- Compucorp** (Sold overseas only), W. Olympic Blvd., Los Angeles, CA 90064. (213) 820-5611. Circle No. 427
- Corvus**, 13030 Branch View Lane, Dallas, TX 75234. (214) 620-2454. Circle No. 428
- Craig Corp.**, 921 West Artesia Blvd., Compton, CA 90220. (213) 537-1233. Circle No. 429
- Dev-Tronics, Inc.**, Route One, Twin Falls, ID 83301. (208) 733-2086. Circle No. 430
- Heath Company**, Benton Harbor, MI (616) 983-3961. Circle No. 431
- Hewlett-Packard**, Advanced Products, 19310 Pruneridge Ave., Cupertino, CA 95014. (408) 996-0100. Circle No. 432
- Keystone**, 2 Keystone Pl., Paramus, NJ 07652. (201) 262-7500. Circle No. 433
- Kingspoint Corp.**, 104 Harbor Dr., Jersey City, NJ 07305. (201) 432-7707. Circle No. 434
- Melcor Electronics Corp.**, 1750 New Highway, Farmingdale, NY 11735. (516) 694-5570. Circle No. 435
- Microelectronic Systems Corp.**, 29245 Stephenson Highway, Madison Heights, MI 48071. (313) 399-4300. Circle No. 436
- MITS, Inc.**, 6328 Linn Ave., N.E., Albuquerque, NM 87108. (505) 265-7553. Circle No. 437
- Monroe Calculator Co.** (Sold in U.S. only), 550 Central Ave., Orange, NJ 07051. (201) 673-6600. Circle No. 438
- Montgomery Ward**. In catalog or at most retail stores.
- Netronics R&D Ltd.**, 27 Eagle St., Spring Valley, NY 10977. (914) 353-7372. Circle No. 440
- Novus**, 1177 Kern Ave., Sunnyvale, CA 94086. (408) 732-5000. Circle No. 441
- Panasonic**, 200 Park Ave., New York, NY 10017. (212) 973-5700. Circle No. 442
- Rockwell International**, 3430 Miraloma Ave., Anaheim, CA 92803. (714) 352-7372. Circle No. 443
- Royal Typewriter Co.**, 150 New Park Ave., Hartford, CT 06106. Circle No. 444
- Sears**. In catalog or at most retail stores.
- Sharp Electronics Corp.**, 10 Keystone Pl., Paramus, NJ 07652. (201) 265-5600. Circle No. 446
- Sheen Ltd.**, 126 Alto St., San Rafael, CA 94901. (415) 457-4112. Circle No. 447
- Sinclair Radionics, Inc.**, 375 Park Ave., New York, NY 10022. (212) 688-6623. Circle No. 448
- Summit International**, P.O. Box 15736, Salt Lake City, UT 84115. (801) 486-7255. Circle No. 449
- Texas Instruments**, P.O. Box 5012, MS 84, Dallas, TX 75222. (214) 238-2011. Circle No. 450
- Unisonic Products, Inc.**, 115 Broadway, New York, NY (212) 255-5400. Circle No. 451
- Unitrex of America, Inc.**, 350 Fifth Ave., New York, NY 10001. (212) 239-0420. Circle No. 452

Introducing the ALC-5.



The hardworking connector that's easy on your pocket.

Now you can truly reduce your cost of interconnecting by designing in the new ALC-5.* It represents a new concept in subminiature coaxial connector design that will yield the best cost-to-performance ratio of any connector available today.

Unshielded hookups can be risky.

The ALC-5 economically provides RF shielding in computer applications where high speed or close proximity prevent the use of unshielded, single conductor interconnects. Where the new FCC 900 MHz reallocations have put higher frequency demands on vehicle monitoring and communications systems, the ALC-5's hard working VSWR virtue shines (1.1:1 at 1GHz, 1.2:1 at 4GHz, 1.4:1 at 6GHz with RG-58 C/U cable).

Crimp-crimp assemblies assure the repeatable performance required for navigational equipment, biomedical monitoring systems and professional

broadcast and recording gear. Everything from marine radar systems to microwave ovens can use these tiny, low-cost, reliable RF connections. And crimp-crimp assembly also keeps your production costs low.

A fresh, new answer for today's interconnection needs.

The ALC-5 is a contemporary line designed around today's demands for lower price, better performance, smaller size and faster delivery and assembly. Rather than a revamp of one of yesterday's solutions, we've invented something totally new. We've taken the first bold step. Why don't you take the next. Specify ALC-5. Amphenol RF Division, Bunker Ramo Corporation, 33 E. Franklin Street, Danbury, Connecticut 06810, (203) 743-9272. *U.S. Patent No. 3,282,303



AMPHENOL

FOR INNOVATIONS IN LOW-COST TEST EQUIPMENT, THINK HP

A professional 80 MHz counter for \$249.*

The HP 5381A counter covers 10 Hz to 80 MHz with the highest performance available for the money: Sharp seven-digit LED readout. High stability internal time base. 25 mV sensitivity. Three-position input attenuator. External oscillator input. Ratio measurement capability. Extremely rugged dust-free case.

Ideal for applications such as production line testing, service and calibration, frequency monitoring, education and training.

Or go all the way to 225 MHz for just \$450.*

The HP 5382A counter has all the features of the 5381A over an expanded frequency range of 10 Hz to 225 MHz. Plus an eight digit display and optional temperature compensated crystal oscillator (\$100)*.

As you might expect from HP, both counters come with the same warranty and service back-up as our costliest test equipment. And both meet IEC safety specs.

For complete information call your nearby HP field engineer. Or, write.

02406

*Domestic USA prices only



HEWLETT  PACKARD

Sales and service from 172 offices in 65 countries.
1501 Page Mill Road, Palo Alto, California 94304

INFORMATION RETRIEVAL NUMBER 21

Zero Centurion™ cases protect the world of portable equipment.

Zero's rugged aluminum carrying cases provide complete protection for the most delicate portable equipment in virtually any environment. And there's a wide choice of styles, sizes and prices in the extensive Zero line.

Zero Centurion (Elite) offers the ultimate in distinctive styling, quality and reliability, plus **two-week delivery**.

Valu-Line offers the same kind of reliability at a lower price.

And the Economy Series puts Zero's high quality within the reach of any budget.

If you can't find exactly what you need in our 59 standard models, Zero can provide full custom modification capability.

Write for your free Zero catalog and discover how well we support your world.

Aluminum carrying cases.
One of the many ways Zero supports your world.

Zero Manufacturing Co.

777 FRONT STREET · BURBANK, CALIFORNIA 91503

Design and Manufacturing Facilities | ZERO-WEST · BURBANK, CALIFORNIA
ZERO-EAST · MONSON, MASSACHUSETTS
ZERO-SOUTH · ST. PETERSBURG, FLORIDA



Computer-exercised A/D converters and systems

When you build to the tightest specs in the industry, you're also committed to the most exhaustive testing.

But exhaustive testing of a really complete specification can be expensive. That's why we've computer-automated our system and converter testing . . . and developed unique, high-speed, NBS traceable programmable voltage sources, to optimize accuracy.

For example, the 256-channel, 14-bit A/D data acquisition system shown below sells for under \$3,000 . . . nevertheless, it undergoes millions of independent tests, each a complete conversion. The equipment can test every channel at every code, on every range . . . even with automation, this program takes hours.

And test automation tells you more.

Example: at all major-carry transitions, the computer calculates the mean and standard deviation, after 256 tests on each level—a definitive measure of system throughput noise. We ship the complete computer printout with every system . . . so you know what you bought.

Similar programs check our A/D and D/A converters, DPM's, and industrial digitizers. The level of automation may vary from product to product, but the level of commitment does not.

What does all this mean to you?

First, Analogic gives you more for your money. Because it actually costs us less to test comprehensively, using computer automation, than to "spot-check" manually. We can pass on substantial savings.

And you save the high cost of "specsmanship surprises."

And comprehensive exercising ensures long-term spec integrity and stability . . . because it automatically reveals any marginal behavior. Analogic products don't just meet specs when shipped; they stay in spec. (There's nothing like exercise to increase staying power and toughness.)

If this approach to quality, value, and integrity makes sense to you, bring us your most demanding requirements. We'll give you more for your money . . . and prove it.

Call Richard Fairchild at (617)246-0300 or circle the number below. For more information about our products, write: Analogic Corporation, Audubon Road, Wakefield, Mass. 01880.



ANALOGIC ■
... The Digitizers
INFORMATION RETRIEVAL NUMBER 22

... part of Analogic's total commitment to excellence.



New microwave semi fabrication pushing power and reliability up

Steady improvements in the fabrication of microwave transistors and diodes are bringing new devices with increased powers, elevated frequencies and heightened reliability. In some cases, the new devices have been expected; in others, they're surprise winners.

The much talked about race between silicon transistors and gallium-arsenide (GaAs) FETs, for example, didn't come up much at the 1974 International Electronic Devices Meeting in Washington, DC. The reason: GaAs power FETs are pulling ahead, with 1-W devices advancing within sight of 10 GHz.

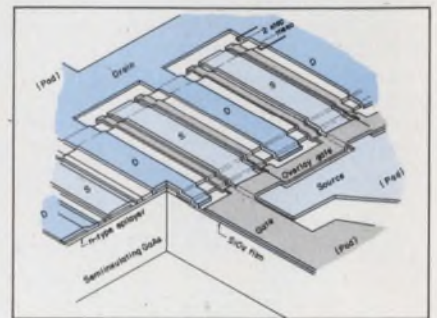

However, among active diodes one type unexpectedly stole the spotlight by going planar, to usher in the first IC Trapatts. Excelling in high peak powers and high efficiencies, Trapatts haven't reached the commercial availability of say, Impatts, which researchers at the meeting said may be the next diode to benefit from reliability-increasing planar techniques.

In the latest advance of GaAs FETs, researchers at Fujitsu Laboratories, Kawasaki, Japan, are within sight of a milestone: X-band output powers in excess of a watt.

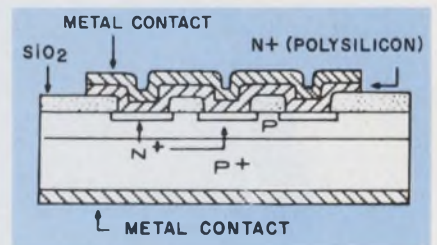

"Within about a year, we expect to reach 3-W saturation output power [0-dB gain] at 10 GHz," said Masumi Fukuta, senior engineer at Fujitsu and a prime developer of the power-increasing mesh structure used in GaAs and silicon transistors.

"The 10-GHz MESFET could output 1 to 1.5 W with 4 to 5 dB of gain," Fukuta said.

The kind of GaAs-FET structure



1. An 8-GHz GaAs power FET yields 0.7 W at unity gain (left). The FET's cross-section (right) reveals interdigitated sources and drains.



2. The first planar Trapatt diodes. A seven-diode array employing standard IC techniques, is arranged in an hexagonal geometry.

to be used was indicated by Fukuta during his delivery of a paper on "GaAs 8-GHz Band High-Power FET."

The paper reported an X-band device that delivers 0.7 W of saturation power with a drain efficiency (rf output to dc input) of 45%. The 8-GHz device operates from a 6-V drain voltage. With about 3-dB of gain, a similar FET can output 0.4 W at a drain efficiency of 30%. And a parallel structure yields 1.6 W.

The basic FET structure consists of interdigitated source and drain electrodes and an overlaid electrode that connects 52 Schottky gates in parallel (Fig. 1). Gates have a length of 2μ and an overall width of 2600μ , and they are 1 and 2μ away from sources and drains, respectively.

The key to more power at higher frequencies, according to Fukuta, is wider gates. Also heightened gain requires both a shortened gate length and a lowering of ohmic contact resistance and common-source lead inductance.

"If only the common-source load inductance were lowered to one-fifth its present value," Fukuta said of the 8-GHz FET, "the maximum available gain would increase by about 2.5 dB."

Trapatts became ICs

While power FETs are moving up the frequency scale, active diodes are embracing integrated-circuit technology. Through the use of standard IC techniques, the first experimental planar Trapatt diodes have been built at RCA Laborato-

Edward A. Torrero
Associate Editor

Join 'em... the growing crowd using MOSTEK's 16-pin 4K RAM!

The crowd of MOSTEK's 4K RAM users continues to grow. Why this preference for MOSTEK's 16-pin MK4096 over 22-pin alternates? Let's review a few of the reasons:

MOSTEK saves you memory board space. You can pack over twice the memory in the same board space as the 22-pin designer, without increasing power dissipation. The result is a more compact and efficient system.

MOSTEK leads in 4K performance. Check the comparative performance table for proof!

MOSTEK gives you direct compatibility with TTL, DTL, ECL and CMOS. The MK4096 will interface

directly with these popular logic families *without* the special high-voltage clock drivers required by 22-pin RAMs. Fewer address drivers are required also.

COMPARATIVE PERFORMANCE—16-PIN VS 22-PIN RAMs

PARAMETER	MOSTEK	2107	4030
Power Diss	375 mW	425 mW	690 mW
Input Levels			
Input 0 (Max)	0.8	0.8	0.6
Input 1 (Min)	2.4	3.0	2.2
Output Levels			
Output 0 (Max)	0.4 at 2 mA	0.45 at 1.8 mA	0.4 at 3.2 mA
Output 1 (Min)	2.4 at 5 mA	2.4 at 100 μ A	2.4 at 2 mA
Access Time	300 ns	300 ns	300 ns
Read Cycle Time	425 ns	500 ns	470 ns
Write Cycle Time	425 ns	700 ns	470 ns
Output Data			
Hold Time	260 ns	40 ns	30 ns
Clock			
Characteristics	2 TTL Clocks 7 pF	One 12V Clock 21 pF	One 12V Clock 27 pF


MOSTEK's 4K RAM is easy to use. You can use readily available automatic handlers both for incoming test operations and in circuit board assembly. Not so with 22-pin versions!

Want still more reasons to join the MOSTEK 4K RAM team? Then contact MOSTEK at 1215 West Crosby Road, Carrollton, Texas 75006, (214) 242-0444—or your local MOSTEK distributor or representative. In Europe contact MOSTEK GmbH, TALSTR 172, 7024 Bernhausen, West Germany, Tel. (0711) 70 10 96.

MOSTEK

INFORMATION RETRIEVAL NUMBER 23

MOSTEK moves forward...in memories.



ries, Princeton, NJ.

These planar Trapatts encompass both p and n-type multiple-diode arrays, as well as single diodes. Compared with conventional discrete Trapatts, which employ mesa structures, the new IC versions exhibit several improved characteristics, such as increased ruggedness.

"Diode chips have been run in thermal tests at 500 C for over 800

hours without failure," said Shing-gong Liu, a member of the RCA technical staff. He described the new development in a paper on "Planar Trapatt Diodes."

The new chips' rf performance is also impressive. "A seven-diode array in a compact microstrip circuit has produced a 500-W pulsed-power output at 1.4 GHz with 30% efficiency," Liu said. "And duty cycles of 2% at the 400-W output

level have been achieved."

In a p-type seven-diode array (Fig. 2), Trapatts are arranged hexagonally to improve thermal dissipation. These multiple diodes can dissipate higher average power than single diodes of equivalent area. In this respect, according to Liu, the area of the array is equivalent to that of a single diode with less than one-half the array's diameter. ■■

Evolutionary growth helps CRTs keep pace with newer displays

Despite the advance of newer displays, the CRT continues to show vitality. Two significant developments were described at the International Electron Devices Meeting:

1. Fabrication of a new high-performance color picture tube that features a twofold increase in brightness and contrast, 20% smaller beam-spot size and 20 to 30% less deflection power than present tubes.

2. The use of conventional electrostatically or magnetically deflected storage tubes to refresh stored data without need to erase old information.

Solid-state developments unfolded at the meeting included an ac or dc GaP LED array designed as a direct replacement for tungsten-filament lamps and also a silicon-on-sapphire liquid-crystal display that can be used in projection TV systems.

Information on the new cathode-ray color TV tube was presented by Hiromi Kanai, an engineer at Hitachi's Electron Tube Div. in Tokyo. According to Kanai, the tube is a natural development from earlier work in picture tubes.

In describing earlier efforts with color CRTs, he noted that phosphor efficiency, screen voltage, panel transparency and matrix transparency had all been improved to their limits to increase brightness

and contrast. The screen's current density was the only parameter that had not been improved.

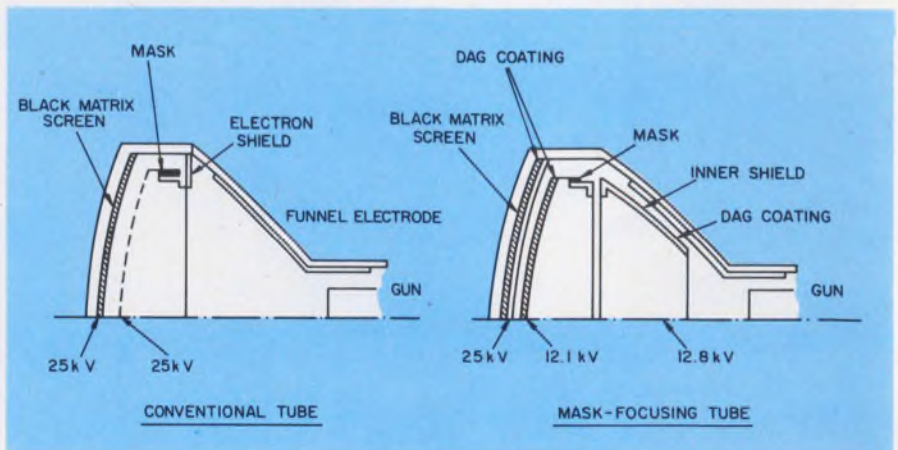
The new tube increases screen current density with a technique known as mask focusing. Unlike other CRTs, the mask-focused tube has a potential difference between the mask and the screen that creates converging fields for the electron beam. The electrons that pass through the shadow mask are thus condensed onto the screen phosphors.

Kanai noted that work had been going on in mask-focused tubes for quite a while but that problems had kept cropping up. One, he said, was that conventional electron guns could not compensate sufficiently for the poor resolution that resulted from the lower anode voltage used with this technique.

To solve that problem, Kanai explained, a new multistage focusing gun was developed. The main lens system consists of two lenses instead of one. The resulting spot size is smaller, and increased resolution results.

Continuous updating of data


In the second major CRT development, Igor Limansky, an engineer for Westinghouse Electric's Industry and Defense Products Div., Baltimore, described a technique whereby conventional storage tubes could be used to write over existing information without need to erase the old data. This means that it is possible to update information continuously and to make the presentation of magnified sections of data easy.



Comparison of conventional and mask-focused picture tubes shows that the mask-focused tube uses separate potentials for the screen, shadow mask and inner shield.

Jules H. Gilder
Associate Editor

When the environment knocks out one of your connectors, this is the one you'll wish you had used.



This is a top-of-the-line, superb quality, environmental connector — to put it simply.

It has all the essential design features, plus options, to meet your tough environmental demands: corrosion resistant metal housing, optional waterproof or hermetic seals, high density of crimp removable contacts, polarized, male and female mating — and more.

Two versions.

The Snap-Lock gives you a can't-shake-loose, positive lock (both visible and audible) — yet still has quick release.

The Pull-Lock version is held together by friction alone.

Costs?

It's not cheap. And a good, conscientious Purchasing Agent may ask if you really need all this quality. If your answer is yes, our price looks very good indeed.

Ask us for details.



O.K.

Send me your latest brochure on Viking environmental metal connectors.

NAME _____

TITLE _____

COMPANY _____

M/S _____

ADDRESS _____

CITY _____

STATE _____

ZIP _____

TELEPHONE _____

 **Viking**
CONNECTORS


Viking Industries, Inc./MilCom Division/9324 Topanga Canyon Boulevard/Chatsworth, Ca. 91311, U. S. A./ (213) 882-6275

INFORMATION RETRIEVAL NUMBER 24

RCL



**PRIME
SUPPLIER
TO THE
COMPUTER
AND
PERIPHERAL
EQUIPMENT
INDUSTRY**



- **Electromagnetic Delay Lines**
(Including Subminiature DIPs)
- **Power Wire Wound Resistors**
- **Industry's Most Complete Selection And Best Delivery**

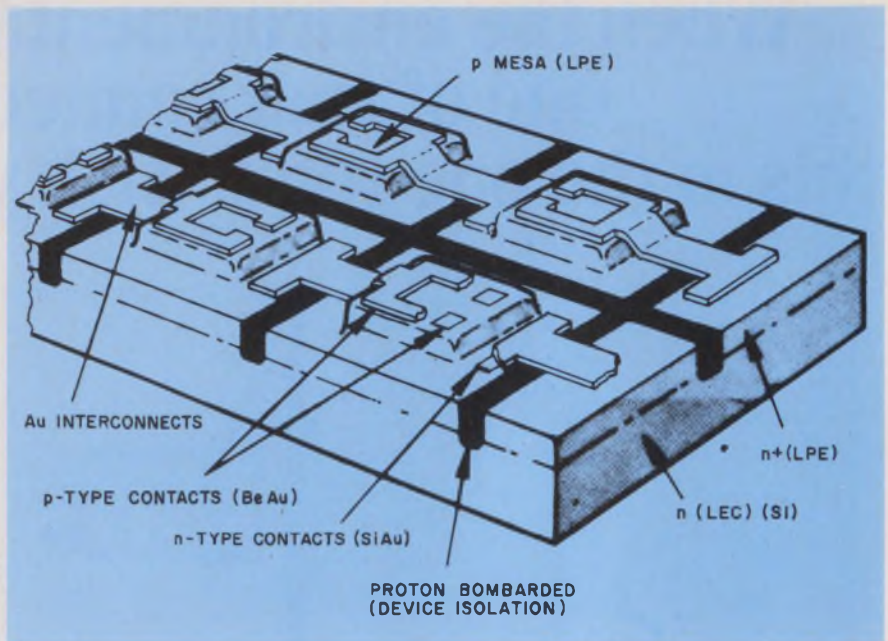
Call our hotline for prompt service and delivery.
(201) 374-3311

RCL

**ELECTRONICS DIVISION,
AMF INCORPORATED**

General Sales Office:
700 So. 21st Street
Irvington, N. J. 07111

INFORMATION RETRIEVAL NUMBER 25



A LED to replace incandescent lamps is made when several devices are connected in a series, anti-parallel configuration. This reduces the power wasted in a series resistor and makes both ac and dc operation possible.

The new technique is known as equilibrium writing.

In the usual storage-tube system, writing is done by a high-voltage writing beam that charges the dielectric surface negatively. The cathode voltage is held constant, and the writing beam is intensity-modulated. Before a new signal can be written, the old one must be erased in a separate operation.

With equilibrium writing, however, Limansky reported, a lower voltage beam is used, so that as the writing-gun cathode is modulated by the signal, the secondary emission ratio is also modulated. The writing-beam current is kept constant. Instead of using -1500 V to write information, the same tube can be used with -25 to -100 V.

LEDs and liquid crystals progress

LEDs, the meeting was told, are finding considerable use in applications that formerly would have been handled by incandescents, but they have generally not replaced them in existing equipment. The main reason for this is that a large voltage drop often is necessary across a series resistor to interface a 1.9-V LED to the higher voltages generally used to power incandescents.

To overcome this problem, S. M. Spitzer, of Bell Laboratories in

Murray Hill, NJ, has designed a multijunction GaP LED array chip. He noted that his new illuminator consisted of several LED devices in series, so that most of the applied power drives the LEDs and is not lost in a dropping resistor.

The unit contains two rows of LEDs connected in an antiparallel configuration so it can be used on either ac or dc circuits.

2 new technologies combined

By combining two relatively new technologies—liquid crystals and silicon-on-sapphire—engineers at Hughes Aircraft Co., Carlsbad, CA, have come up with a real-time 100-by-100-element TV display. According to M. A. Meyer, the 1 x 1-in.-square device uses a PMOS silicon-gate process to make the one-transistor, one-capacitor cell matrix, which controls and stores video information at each spot of the display.

Explaining why SOS technology was used, Meyer said that it prevented crosstalk by providing good isolation; that it required simple processing; that it had small address-line overlap areas, which reduce pinhole sensitivity, and that through its transparent substrate, it permitted the use of backlighted liquid-crystal displays. ■■

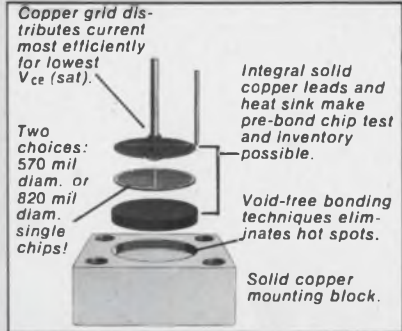
PowerTech, Inc. "BIG IDEAS IN BIG POWER"

Why parallel devices for high current capability when a single module combines design flexibility with savings in space and circuit assembly costs. Using PowerTech's standard 200 amp or 500 amp single-chip silicon transistors as basic building blocks (we call them powerblocks), PowerTech has put together high-current Powerblock Power Systems with virtually no limitation on maximum current. Each internal powerblock is factory-matched. Our building block approach provides optimum design flexibility with voltages of up to 400 volts and currents up to 1200 amps or higher. Powerblock Systems exhibit the ultra-low V_{BE} and V_{CE}

(sat) that yield the lowest system losses of any darlington... with ultra-high current gains of 100 minimum at rated current. And, they're super-rugged. Inherently so, because we SOAR-test each individual powerblock before incorporating it into the "black box" system. The high current gain of the system reduces the drive requirements making it suitable for high VA inverters, pulse width modulated motor controls, and other high-current switching and linear circuits. For information, application assistance, and free design guide call Sales Engineering, PowerTech, Inc., 9 Baker Court, Clifton, N.J. 07011; (201) 478-6205.

Type #	V_{ce}	h_{fe} @ I_c	P_D	Size
MT-5001	80	100 @ 250A	0.3 KW	5.7 cu. in.
MT-5003	80	100 @ 500A	0.7 KW	11.0 cu. in.
MT-5005	80	100 @ 800A	1.4 KW	18.7 cu. in.
MT-5007	80	100 @ 1200A	2.1 KW	18.7 cu. in.

*Voltage ratings to 400 V available.




1200 AMP 80v POWERBLOCK



(h_{FE} 100 min. @ 1200 amp)
NPN Silicon Power Darlington Switch-
Highest KVA at lower cost,
weight and space

It doesn't matter that Mini-Circuits' mixers are used in more systems than any other.

What matters is why.



Mini-Circuits ships thousands of units each week to more than 500 companies throughout the world. These mixers are included in over 300 critical military programs as well as communications, medical, CATV, telephone transmission and instrumentation applications.

Our years of experience in high-volume production result in high reliability units with guaranteed repeatability of performance at lowest cost. That's why more and more systems engineers are specifying Mini-Circuits' mixers, directional couplers and power splitter/combiners as the industry's standard.

For complete specs, performance curves and application notes, see MicroWaves 1974 Product Data Directory (p. 187-311) or circle Reader Service No. for your personal 132-page catalog.

WE'VE GROWN

Customer acceptance of our products has been so overwhelming, we've been forced to move to larger facilities — THANKS.



Mini-Circuits Laboratory
A Division Scientific Components Corp.

MCL

**OUR NEW ADDRESS IS: 837-843 Utica Avenue,
Brooklyn, NY 11203 (212) 342-2500**

Foreign Sales Representatives:

AUSTRALIA — General Electronic Services, 99 Alexander Street, New South Wales, Australia 2065; **ENGLAND** — Dale Electronics, Dale House, Wharf Road, Frimley Green, Camberley Surrey; **FRANCE** — S.C.I.E.-D.I.M.E.S., 31 Rue George-Sand, 91120 Palaiseau, France; **GERMANY, AUSTRIA, SWITZERLAND** — Industrial Electronics GMBH, Klüberstrasse 14, 6000 Frankfurt/Main, Germany; **ISRAEL** — Vectronics, Ltd. 69 Gordon Street, Tel-Aviv, Israel; **JAPAN** — Densho Kaisha, Ltd., Eguchi Building, 8-1-1 Chome, Hamamatsucho Minato-ku, Tokyo. **EASTERN CANADA** — B. D. Hummel, 2224 Mayard Avenue, Utica, NY 13502 (315) 736-7821 **Italy** — Microel Italia S. R. I. via M. Loria 50, 20144 Milano via Senale 27, 00199 Roma **NETHERLANDS** Coinex Vlaardingen, Veldweg 11, Hatten, Holland

U. S. Distributors:

NORTHERN CALIFORNIA — Cain-White & Co., Foothill Office Center, 105 Fremont Avenue, Los Altos, CA 94022 (415) 948-6533; **SO. CALIFORNIA, ARIZONA** — Crown Electronics, 11440 Collins Street, No. Hollywood, CA 91601 (213) 877-3550

For complete U.S. Rep listing and product line see MicroWaves' Product Data Directory

washington report

Contractors' R&D posing new controversy

Much like a broken record, defense contractors are hearing another assault on the concept of independent research and development as an allowable cost in Government contracts. The General Accounting Office's latest bombshell is an opinion that the Government should have access to the commercial records of contractors to verify whether technical effort is an allowable cost. The Dept. of Defense recognizes independent R&D as a necessary business expense and shares in its cost. This is in anticipation that the R&D will foster technical capabilities that are beneficial to national defense, but the defense agency hasn't insisted on examining company records that pertain to commercial activities.

The GAO, after reviewing a contract with Pratt & Whitney for JT9D jet engines for the Navy, questions the development costs charged to the Government and makes two recommendations that could have a far-reaching impact on defense contractors, if the Defense Dept. goes along. The GAO says the Secretary of Defense should provide specific guidance to review teams and the Defense Contract Audit Agency to ensure that technical effort allowed as independent R&D is not sponsored by, or required in the performance of, commercial contracts. Secondly, the agency has urged the Defense Dept. to "expedite action under consideration to require that independent R&D agreements specifically authorize access to contractors' commercial records" to determine whether the costs are allowable.

AIA sees aerospace decline continuing

Although total sales in the aerospace industry in 1975 are expected to show a dollar increase, constant dollar figures indicate the three-year downturn in the industry will continue. That's the prediction from Karl G. Harr Jr., president of the Aerospace Industries Association, who estimates sales for 1974 at \$27-billion, an increase of \$2-billion over 1973. For 1975, the estimate is for \$29-billion, with the Dept. of Defense still the biggest customer and growing in terms of current dollars. But in constant dollars (1968), there will be a 7 per cent decline this year, Harr says.

Regarding NASA and other government agencies, Harr sees a constant-dollar decline in excess of 12 per cent—and possibly a slight decline in commercial aerospace sales. Employment in the industry, according to the prediction, will drop from 968,000 workers at the end of 1974 to around 959,000 this year.

About the only bright spot Harr sees is in exports. He pegs exports at \$6.8-billion for 1974, more than double the 1970 level. For 1975, the

prediction is for an increase of 10 per cent more in current dollars to \$7.5-billion. Imports are expected to decline 20 per cent in 1975—to \$650-million—from the \$812-million in 1974.

U.S. role in maritime satellite system weighed

It's a good bet that if the United States joins in the development and operation of an international maritime satellite system that the participant will be a private U.S. company. Prior to an international conference in London from April 23 to May 9, the Federal Communications Commission is asking for opinions from the private sector on the American position. Among the evaluations being sought is an estimate of the willingness of maritime communications carriers to invest in an international system.

The FCC has indicated that it's going to recommend that the U.S. participant be a private concern, but it has raised a lot of unanswered questions, such as the role to be played by Marisat. This is the Maritime Mobile Satellite Communications System, scheduled to go into service in the Atlantic and Pacific this summer. The Navy is slated to use about 80% of the system's capacity, with the remainder available to commercial maritime users.

Congress to overhaul science programs

Look for a determined effort by the 94th Congress to overhaul the structure of Federal science and technology programs this year. High on the list will be the restoration of an Office of Science and Technology in the White House to give the President a full-time adviser.

The Senate passed a bill to do this in mid-October, but the measure got caught in a legislative logjam in the House. Sen. Edward Kennedy (D-MA) and other sponsors will reintroduce it early this session. Similar legislation will emerge from the new House Committee on Science and Technology. This is a new name for the old Science and Astronautics Committee, a result of House reforms that realigned committees. Under the new setup the committee will have jurisdiction over civil-aviation R&D (from the Commerce Committee), environmental R&D (from several committees) and all energy R&D except nuclear.

Capital Capsules: Among its closing efforts for 1974, Congress passed a bill to change the name of the Patent Office. In the future it will be the Patent and Trademark Office. . . . Electrical and electronic applications annually consume about 125 tons of gold, and while there are efforts to find substitutes or more efficient use of gold, the experts believe that demand by the electronics industry will be little affected in the near term by rising gold prices. The industry, after jewelry, is the second largest consumer of the metal. . . . The Air Force is contemplating procuring a phased-array radar system known as PAVE PAWS. Two sites will be involved, each consisting of a dual-faced, phased-array radar capable of detecting a submarine-launched ballistic missile attack on the Continental U.S. and to provide warning and assessment data to NORAD and SAC. . . . Aerospace Corp., under contract to the Law Enforcement Assistance Administration, is developing a Citizen Alarm System, with which an individual can summon police assistance. The system will consist of three components: a digitally coded on-person actuator, such as a wristwatch; a location coded receiver relay unit, and a central station. Initial production of the actuators hasn't been defined, but an estimated 5000 to 10,000 will likely be in the first batch.

1000 cm/ μ sec stored writing speed, four storage modes, and more.

100 MHz oscilloscope

Tektronix 7633 oscilloscope gives you 100 MHz bandwidth and 1000 cm/ μ sec stored writing speed. So you can retain and view fast rise, low repetition rate, single shot or slow moving waveforms. All with one instrument. This allows you to solve problems in computer sciences, aerospace, ballistics, communications and various other applications.

Multi-mode storage

The 7633 offers four operating modes: Non-store, normal and fast Variable Persistence and Bistable modes are available at the touch of a button. And, an 8 x 10 div. (.45 cm/div.) mode gives the instrument's top writing speed.

Bright, burn-resistant CRT

No special operating safeguards are necessary with the 7633's rugged, burn resistant CRT. This makes it a dependable unit for design bench, hospital laboratory, service facility or classroom. The large 8 x 10 div. CRT is easy to read in both cabinet and rackmount configurations. An alphanumeric readout, exclusive on Tektronix instruments, makes quick on-screen reference and easy interpretation of photographic records. Or, the instrument may be ordered without the readout for \$400 less.

Part of the 7000 Series

Select from thirty different 7000 Series plug-ins. You can custom tailor your instrument to meet your immediate need. And expand its capabilities later as the need arises. A 7633 mainframe costs \$3650. A typical configuration with dual trace vertical amplifier and delaying sweep timebase sells for \$5,550. For rackmount add \$100.

Specifications

Vertical System—Accepts all 7000 Series vertical amplifiers. Bandwidth determined by mainframe plug-in unit up to 100 MHz. Left, Alternate, Add, Chop, Right display

modes. Chopped rate approximately 1 MHz. Horizontal System—Compatible with all 7000 Series plug-ins. Fastest calibrated sweep rate is 5 ns/div. Phase shift between vertical and horizontal is 2°, DC to 35 kHz for X-Y operation.

CRT and Display—Internal 8 x 10 div. (.9 cm/div) graticule with superimposed 8 x 10 div. (.45 cm/div) reduced scan area. Nonstore, variable persistence, and bistable in normal or fast and full or reduced scan storage modes push-button selected. Writing Speed and View Times—From .03 div/ μ sec until erased up to 2222 div/ μ sec at 30 sec view time. View time may be increased more than 30 times by using reduced intensity in the SAVE display mode.


See for yourself

For a "hands-on" demonstration, contact your nearby Tektronix Field Engineer. Or write: Tektronix, Inc., P. O. Box 500, Beaverton, Oregon 97005. In Europe write: Tektronix Ltd., P. O. Box 36, St. Peter Port, Guernsey, C. I., U. K.



TEKTRONIX
committed to
technical excellence

INFORMATION RETRIEVAL NUMBER 28
FOR DEMONSTRATION 201



New! A 600-watt, 5V, 100 amps switching regulated power supply that has four outputs, measures just 3.9" x 7.5" x 16.12", weighs only 14 lbs., is 75% efficient and costs only \$493.*

And LH has 84 other equally exciting models to choose from — all of them smaller, lighter, more efficient and priced lower than competitive switchers.

250 to 1500 watts

LH offers 7 standard wattage ratings — 250, 300, 500, 600, 1000, 1200 and 1500** watts. This is the most comprehensive line of high-efficiency switchers available anywhere.

4 outputs

Standard LH switchers are available with single, dual, triple or quad DC outputs. Primary output is fully regulated. 2nd, 3rd and 4th outputs are semi-regulated, but may be fully regulated for \$30 per output.

Low DC voltage, high power outputs

Primary voltages are at 5 VDC; 50, 100, 200 and 300** amps. 2nd and 3rd voltages are standard ± 12 , ± 15 and ± 18 V at 8 amps each; 4th voltage is 24V at 2 amps. Other voltages available.

Input voltages externally selectable

110/220 VAC, 47 to 440 Hz, can be selected by simply changing a jumper on the front terminal strip. DC input, 24 to 300 VDC, also available.


6 case configurations

All LH switchers use one basic



*1000 pc. qty.

**Available Sept. '74




A number of options

Over-voltage protection, power fail detection, remote on-off, thermal cutoff, DC input, paralleling, master-slave paralleling (up to 10 units) — all are available to adapt LH switchers to a wide range of applications.

Easy maintenance

True modular construction — all components are mounted on just three circuit boards — make servicing easy. The entire switcher can be disassembled in less than five minutes.



proven design and package it in six different case shapes — wide and short or narrow and long — for customer convenience. With a nominal power density of 1.37 watt/cu. in., LH switchers pack more power into a smaller package than any other switchers you can buy.

80% efficient

On single output models, over 80% of the primary input power is delivered to the output terminal. On models with dual, triple and quad outputs, efficiency averages 75%.

Lighter weights

For example, LH's 250-watt single output model weighs only 7 lbs.; the 1200-watt, quad output unit, just 30 lbs.

Priced as low as 63¢/watt

Watt-for-watt, LH units are the lowest priced switching regulated power supplies you can buy. In 1 to 24 quantity, a 250-watt single output model sells for \$360; a 1200-watt quad goes for \$1245.

Ask for full-line folder


The LH rep in your area has a new six-page folder that fully describes the 85 standard LH switchers, and discusses possible options and modifications to meet specific requirements.

Ask him for a copy today.



LH RESEARCH, INC., 2052 South Grand Avenue, Santa Ana, CA 92705 • (714) 546-5279

Our dedication to efficiency led us to some of the most advanced peripheral data equipment in the world.



Facit 75 CPS Paper Tape Punch

Our dedication to efficiency led us to a line of peripheral data equipment that can do just about anything you could ask. Complete products or sub-units featuring top performance and long service with a minimum of maintenance requirements.

In fact, we honestly feel that no other OEM manufacturer offers a better performance to price ratio.

Our dedication to efficiency led us to a line of products that are expanding swiftly from alphanumeric page printers, strip printers and 75 CPS and 150 CPS tape punches to punch mechanisms, readers, input/output typewriters and numeric printing units.

Our dedication has also led to components that are compatible with, and adaptable to, just about any system.

Let us express our dedication by sending you more information. Just express

your interest in the coupon below, and send it to us.

Before too long you could have some very dedicated people at Facit, and a very efficient product, working for you.

Facit. A leading manufacturer of peripherals for all types of computers and data recording systems.



DEDICATED TO EFFICIENCY.

FACIT—O.E.M. Division
501 Winsor Drive
Secaucus, New Jersey 07094

ED 175

Gentlemen:

I'd like to dedicate myself to efficiency. Please send me all the information you have on Facit Peripheral Data Equipment.

NAME _____

FIRM _____

ADDRESS _____

CITY _____ STATE _____ ZIP _____

Why settle for less than Preston's A/D Conversion Systems?

Preston's A-D Conversion Systems Combine Higher Speed, Lower Cost, and All the System Flexibility You Need!

From the "World's Fastest ADC" — the GMAD-01 — to any of the other wide-ranging models of Preston's GM Series of A-D Conversion System, you can now choose the precise resolution and conversion times you've been looking for:

- GMAD-01 from 9 bits in 100 nanoseconds to 13 bits in 0.5 microseconds!
 - GMAD-1 from 12 bits in 1 microsecond to 15 bits in 1.5 microseconds!
 - GMAD-2 from 8 bits in 2 microseconds to 15 bits in 5 microseconds — plus 3- and 4-digit BCD in 10 microseconds!
 - GMAD-3 from 12 bits in 7 microseconds to 15 bits in 10 microseconds, plus 3- and 4-digit BCD in 40 microseconds!
- and the new, medium speed, high accuracy
- GMAD-4 from 9 bits to 15 bits in 20 microseconds!

And Preston's GM Series ADCs are designed with a complete line of sub-system components that let you specify the number and type of analog input channels, plus the output, control and interface features that match your system's operating requirements:

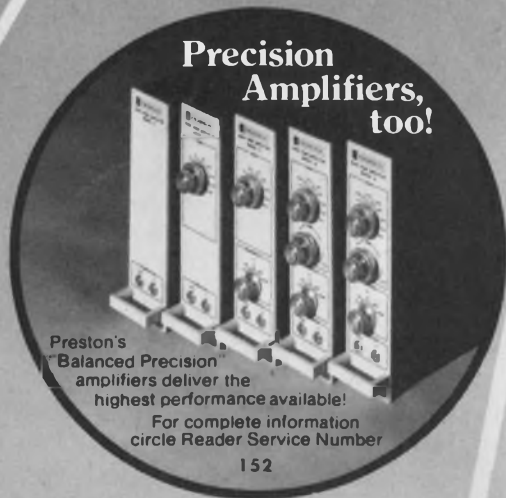

- SAMPLE-AND-HOLD AMPLIFIERS — for both simultaneous and sequential signal acquisition, with *aperture errors as low as 1 nanosecond!*
- DC COUPLED AMPLIFIERS — for broadband signal conditioning. Accuracy, stability and linearity are each held to *less than 0.01% of full scale!*
- MULTIPLEXERS — High-Level, Low-Level, and Amplifier-per-Channel designs can be intermixed, with crosstalk *less than 0.01% for 100 channel systems!*
- LOGIC CONTROL CIRCUITS — Flexible, short-cycle programming from front panel controls lets you select both first and last channels for off-line "quick-looks" that increase system speed and efficiency.
- DELIVERED COMPLETE — With an integral power supply and all the input and output control signals to match your system's special "personality."

Only one company — Preston — has the experience and know-how to deliver all these advantages. That's why 99% of Preston's customers keep coming back for more!

This time, be sure to get the world's best ADCs into your system — the A-D Conversion Systems from Preston Scientific Incorporated.

Write to us at 805 East Cerritos Avenue, Anaheim, California 92805 — or call us at (714) 776-6400.

We'll put all our years of experience on the line!



Service with a smile

I forget which novelist wrote that service was what he took his father's cow to the neighbor's bull for. I was reminded of such service during my recent stay at the Dukes Hotel in London, an institution that takes pride in "an atmosphere of quiet comfort and gracious living" and a "Staff who are only too happy to attend to your slightest wants."

Well, perhaps my wants weren't slight enough, but on my first morning, a Saturday, I complained that my shower sprayed water in all directions but mine. And since the shower curtain was about a foot too narrow, the bathroom floor got more water than I did. As you might expect, I was courteously informed that the matter would be looked into.

On Sunday, when I complained again, the man at the desk, somewhat chilly now, told me that something had indeed been done; the housekeeper had been informed. And on Monday I learned that the housekeeper had, in fact, looked into the matter. I was also told, somewhat indignantly, that nobody had ever complained about the shower before and, of course, nothing could be done about the curtain since the Dukes had only one width.

When I finally got a new shower head, on Tuesday, I began to feel guilty about making a fuss. Perhaps I had been too demanding. Perhaps I was too rigid. A creature of habit, I had assumed that I should perform my ablutions while standing in the tub; I could easily have received more water by stepping out to the bathroom floor.

Not wishing to fuss further, I simply decided that the Dukes was not my favorite London hotel and that its being "only too happy to attend to your slightest wants" did not apply to weekends.

Then I began to wonder if, in the electronics business, we give our customers any better service. We respond to customer complaints with, "Oh, we'll certainly look into that," then forget the matter and hope the customer will. We answer customer complaints at our convenience, rather than theirs. Or we put down our customers with: "Oh, it's always that way."

We'll do a lot better if we look at service in a different way. It's not a sales gimmick to win customers or to pamper them. We should see it as an intrinsic ingredient in our product. We should see it, too, as a mechanism for customers to teach us how to be better designers.



A handwritten signature in dark ink, which appears to read "George Rostky". The signature is written in a cursive, flowing style.

GEORGE ROSTKY
Editor-in-Chief


Right Choice

for GAI SPC-16 or Interdata 7/16 & 7/32 memory

When you want to buy a minicomputer, you go to a minicomputer company. That makes sense. When you want to buy memory, go to the memory company. That saves dollars. Naturally, if you're designing a minicomputer-based system, nothing is more important than choosing the right minicomputer. If you choose the Interdata 7/16 or 7/32, or the GAI SPC-16, chances are you've made the right choice. They're versatile, dependable minis that you can bank on.

But the next most important thing is the memory for your mini. You can buy it from the minicomputer company and spend a lot of money. Or you can buy it from the memory

company and save a lot of money. The choice is yours. This message has been brought to you by EMM. *The memory company.*



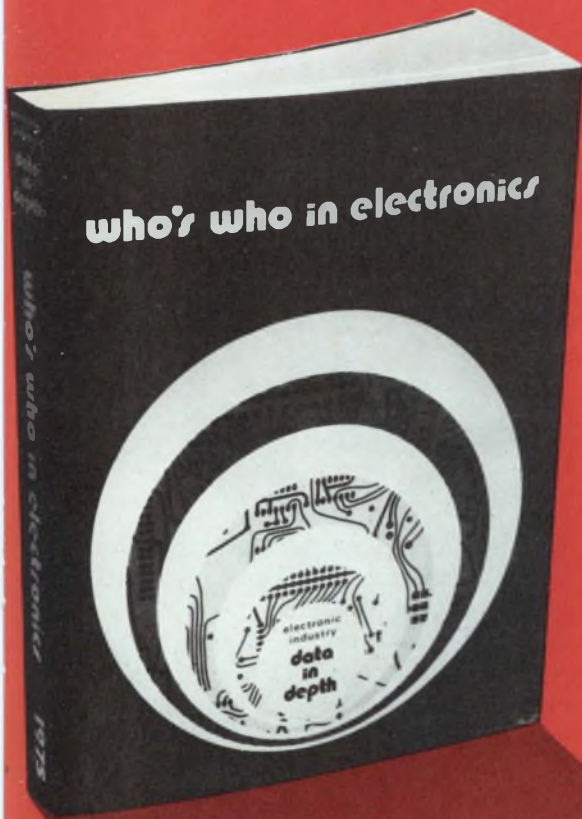
16Kx16 SPC-16 Memory shown above

EMM ELECTRONIC
MEMORIES
COMMERCIAL MEMORY PRODUCTS

A Division of Electronic Memories & Magnetics Corporation
12621 Chadron Ave., Hawthorne, Calif. 90250

EMM OFFICES: WESTERN REGION, Regional Office, San Francisco (408) 247-9711, Los Angeles Area (213) 644-9881, Orange County Area (714) 639-5811, Minneapolis Area (612) 941-2404, Phoenix Area (602) 968-2492, Dallas Area (214) 231-7207, EASTERN REGION, Regional Office, Boston (617) 861-9650, Chicago Area (312) 297-7090, Washington, D.C. Area (703) 941-2100, New York Area (516) 423-5800, Akron Area (216) 867-5435, INTERNATIONAL OFFICES, European Headquarters, Belgium (031) 76.69.75, United Kingdom (01) 751-1213, West Germany (089) 714.30.40, Far East Headquarters, Japan (03) 404-8520. REPRESENTATIVES: Gentry Associates; Orlando (305) 894-4401, Huntsville (205) 534-9771, Burlington, N.C. (919) 227-3639. In Canada: Megatronix, Ltd.; Toronto (416) 742-8015, Montreal (514) 488-0404, Ottawa (613) 729-4004, Burnaby (604) 526-3312.

INFORMATION RETRIEVAL NUMBER 31



An Industry **FIRST...**

Have all the facts
on electronic firms
at your fingertips

data in depth

...7,500 Manufacturers
...2,500 Distributors
...3,500 Representatives

**who's who
in electronics**

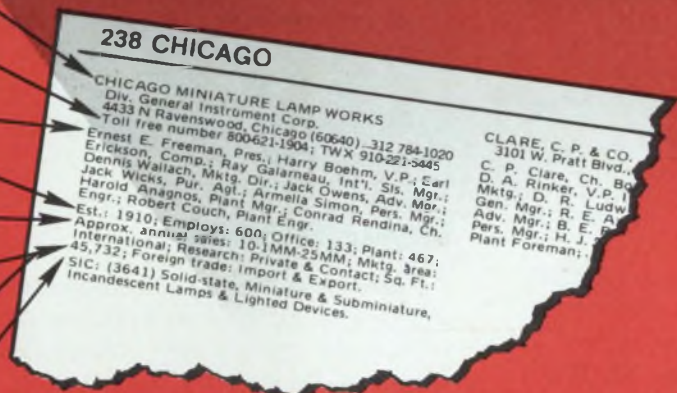
The most comprehensive directory
in the electronic industry.

exclusive!

Manufacturers Section

Companies are listed in alpha sequence under city headings within states. More information is shown on these manufacturers than all other industry directories combined.

- Division
- Toll free phone
TWX, Telex
- Key personnel
- Number of employees
- Annual sales
- Plant size
- Foreign trade
- S.I.C., major products



Alpha & Geo Sections

Each major section is organized into alphabetic and geographic segments. Data-in-Depth appears in geographic, while alpha contains: name, address and direct dial phone number.

Purchasing Index

Contains over 600 separate product classifications. Listings include: name, address and telephone number.

Distributors Section

Lists over 2,500 electronic industrial distributors. Data include: key personnel, number of employees, annual sales, major lines stocked and much more.

Representatives Section

Over 3,500 electronic representatives are listed with: lines handled, territory covered, type of industry served and much more.

- Vastly expanded data (750 pages)
- Dozens of uses by: buyers, sellers, & marketing oriented management.
- Accurate & authoritative.
- Easy to use

\$49.50

Plus \$2.50 for postage and handling.

Send Check Today To...

hp harris publishing co.

33140 AURORA ROAD • CLEVELAND, OHIO 44139
PHONE 216 248-8540

Reverse-Polish or algebraic entry —which is best? Calculator manufacturers make similar claims for each, but an objective study reveals a winner.

Most modern calculators use either a variant of an algebraic-entry system (AES) or reverse-Polish notation (RPN). "Polish" is easier to pronounce than the name of the notation's inventor, the Polish logician Jan Lukasiewicz.

According to calculator manufacturers, each system is easier to learn, remember and use. But in an objective evaluation, based upon algorithms for all the basic arithmetic operations (+, -, ×, ÷) with four variables, RPN gets the best score (Table 1).

However, though RPN uses fewer keystrokes on the average, which system is easier to use remains a subjective decision. For the author, again RPN won. He made fewer mistakes with RPN, and selected it for his personal use.

Calculators in action

Simple AES calculators have two working registers and perform each operation when the next operation is keyed in. Complex expressions sometimes need to be rewritten to work with this system. For example,

$$a + bc/d - e$$

can be done on a simple AES calculator by rearrangement of the sequence as follows:

$$b \times c \div d + a - e =$$

Note that [=] is always needed at the end to denote the last operation.

Another AES method, referred to as AESH, has three working registers and an operational hierarchy so that × and ÷ are done before + and -. People familiar with Fortran or Basic will feel comfortable with this system, which is very similar to ordinary algebra without parentheses. More elaborate AES schemes have parentheses, too.

With AESH, a one-line arithmetic expression

without parentheses can be directly keyed in as it stands:

$$a + b \times c \div d - e =$$

In this problem, the AESH calculator saves the "a" and [+] and automatically performs this operation after the [×] and [÷].

The RPN calculator uses four working registers in a push-down stack. RPN is characterized by an enter ([↑]), or save key. The numbers are first entered into the push-down stack, then the operation to be performed is pressed, and the answer appears on the stack in place of the operands. Most adding machines use a crude form of RPN: You first key in the number and then the operation. Anyone familiar with such adding machines will feel at home with this system.

The preceding problem done in RPN is

$$a \uparrow b \uparrow c \times d \div + e -$$

Note that the straightforward RPN algorithm for this problem requires one keystroke more than the AES or AESH algorithms. Also the sequence is not very obvious but must be learned. An alternative RPN sequence is

$$b \uparrow c \times d \div a + e - ,$$

which uses the same number of keystrokes as AES or AESH.

Weighing the methods

Table 1 contains a systematic listing of the shortest algorithms to perform all possible basic arithmetic operational combinations with four variables. To simplify the notation, [±] is used for either [+] or [-], [*] (multiply or divide) for either [×] or [÷] and [·] for any of these four operations. The problems are categorized to shorten the table whenever this can be done without an advantage being conferred on one of the systems. Some categories allow the use of the [·] notation to shorten the table further. However, this class of calculation is given zero weighting and thus does not affect the final result.

A number entry and its operator are counted

John A. Ball, Radio Astronomer, Center for Astrophysics, Harvard College and Smithsonian Astrophysical Observatories, Cambridge, MA 02138.

Table 1. Study compares two algebraic systems, AES and AESH, and reverse Polish, RPN

Case	AES		AESH		RPN	
	Algorithm	#Ks	Algorithm	#Ks	Algorithm	#Ks Weight
a·b	a [·] b [·]	2	a [·] b [·]	2	a [·] b [·]	2 4
a±b±c	a [±] b [±] c [±]	3	a [±] b [±] c [±]	3	a [±] b [±] c [±]	3 8
a*b*c	a [·] b [·] c [·]	3	a [·] b [·] c [·]	3	a [·] b [·] c [·]	3 8
(a·b)·c	a [·] b [·] c [·]	3	a [·] b [·] c [·]	4	a [·] b [·] c [·]	3 (0)
(a±b)±c	a [±] b [±] c [±]	3	a [±] b [±] c [±]	4	a [±] b [±] c [±]	3 4
(a*b)±c	a [·] b [·] c [±]	3	a [·] b [·] c [±]	3	a [·] b [·] c [±]	3 4
a·(b·c)	b [·] c [·] [STO] a [·] [RCL] [·]	6	b [·] c [·] [STO] a [·] [RCL] [·]	6	a [·] b [·] c [·]	4 (0)
a+(b*c)	b [·] c [·] a [·]	3	a [·] b [·] c [·]	3	b [·] c [·] a [·]	3 2
a-(b*c)	b [·] c [·] a [·]	3	a [·] b [·] c [·]	3	a [·] b [·] c [·]	4 2
a×(b±c)	b [·] c [·] a [·]	4	b [·] c [·] a [·]	4	b [·] c [·] a [·]	3 2
a÷(b±c)	b [·] c [·] a [·]	5	b [·] c [·] a [·]	5	a [·] b [·] c [·]	4 2
a±b±c±d	a [±] b [±] c [±] d [±]	4	a [±] b [±] c [±] d [±]	4	a [±] b [±] c [±] d [±]	4 40
a*b*c*d	a [·] b [·] c [·] d [·]	4	a [·] b [·] c [·] d [·]	4	a [·] b [·] c [·] d [·]	4 40
(a·b)·(c·d)	c [·] d [·] [STO] a [·] b [·]	7	c [·] d [·] [STO] a [·] b [·]	7	a [·] b [·] c [·] d [·]	5 (0)
(a±b)±c±d	a [±] b [±] c [±] d [±]	4	a [±] b [±] c [±] d [±]	5	a [±] b [±] c [±] d [±]	4 16
(a*b)±(c*d)	c [·] d [·] [STO] a [·] b [·]	7	a [·] b [·] c [·] d [·]	4	a [·] b [·] c [·] d [·]	5 8
a*b×(c±d)	c [·] d [·] a [·] b [·]	4	c [·] d [·] a [·] b [·]	5	c [·] d [·] a [·] b [·]	4 8
a*b÷(c±d)	c [·] d [·] a [·] b [·]	6	c [·] d [·] a [·] b [·]	6	a [·] b [·] c [·] d [·]	5 8
(a*b)±c±d	a [±] b [±] c [±] d [±]	4	a [±] b [±] c [±] d [±]	4	a [±] b [±] c [±] d [±]	4 16
(a±b)±(c±d)	c [·] d [·] [STO] a [·] b [·]	7	c [·] d [·] [STO] a [·] b [·]	8	a [±] b [±] c [±] d [±]	5 8
a±b+(c*d)	c [·] d [·] a [·] b [·]	4	a [±] b [±] c [±] d [±]	4	c [·] d [·] a [·] b [·]	4 8
a±b-(c*d)	c [·] d [·] a [·] b [·]	5	a [±] b [±] c [±] d [±]	4	a [±] b [±] c [±] d [±]	5 8
a·(b·(c·d))	c [·] d [·] [STO] b [·] [RCL] [·]	10	c [·] d [·] [STO] b [·] [RCL] [·]	10	a [·] b [·] c [·] d [·]	6 (0)
a×(b+(c*d))	c [·] d [·] a [·] b [·]	4	b [·] c [·] d [·] a [·]	5	c [·] d [·] b [·] a [·]	4 2
a÷(b+(c*d))	c [·] d [·] a [·] b [·]	6	b [·] c [·] d [·] a [·]	6	a [·] c [·] b [·] d [·]	5 2
a×(b-(c*d))	c [·] d [·] a [·] b [·]	5	b [·] c [·] d [·] a [·]	5	b [·] c [·] d [·] a [·]	5 2
a÷(b-(c*d))	c [·] d [·] a [·] b [·]	7	b [·] c [·] d [·] a [·]	6	a [·] b [·] c [·] d [·]	6 2
a+(b*c*d)	b [·] c [·] d [·] a [·]	4	a [·] b [·] c [·] d [·]	4	b [·] c [·] d [·] a [·]	4 8
a-(b*c*d)	b [·] c [·] d [·] a [·]	5	a [·] b [·] c [·] d [·]	4	a [·] b [·] c [·] d [·]	5 8
a*b*(c±d)	Previously done					
a×(b±c±d)	b [·] c [·] d [·] a [·]	4	b [·] c [·] d [·] a [·]	5	b [·] c [·] d [·] a [·]	4 8
a÷(b±c±d)	b [·] c [·] d [·] a [·]	6	b [·] c [·] d [·] a [·]	6	a [·] b [·] c [·] d [·]	5 8
a+(b×(c±d))	c [·] d [·] a [·] b [·]	4	c [·] d [·] a [·] b [·]	5	c [·] d [·] a [·] b [·]	4 2
a-(b×(c±d))	c [·] d [·] a [·] b [·]	5	c [·] d [·] a [·] b [·]	6	a [·] c [·] b [·] d [·]	5 2
a+(b÷(c±d))	c [·] d [·] a [·] b [·]	6	c [·] d [·] a [·] b [·]	6	b [·] c [·] d [·] a [·]	5 2
a-(b÷(c±d))	c [·] d [·] a [·] b [·]	7	c [·] d [·] a [·] b [·]	7	a [·] b [·] c [·] d [·]	6 2
a±b±(c*d)	Previously done					
((a·b)·c)·d	a [·] b [·] c [·] d [·]	4	a [·] b [·] c [·] d [·]	6	a [·] b [·] c [·] d [·]	4 (0)
(a±b)±c±d	Previously done					
((a*b)±c)±d	a [·] b [·] c [·] d [·]	4	a [·] b [·] c [·] d [·]	5	a [·] b [·] c [·] d [·]	4 8
(a*b*c)±d	a [·] b [·] c [·] d [·]	4	a [·] b [·] c [·] d [·]	4	a [·] b [·] c [·] d [·]	4 16
(a±b)±c±d	Previously done					
((a±b)±c)±d	a [±] b [±] c [±] d [±]	4	a [±] b [±] c [±] d [±]	5	a [±] b [±] c [±] d [±]	4 8
(a±b±c)±d	a [±] b [±] c [±] d [±]	4	a [±] b [±] c [±] d [±]	5	a [±] b [±] c [±] d [±]	4 16
a·((b·c)·d)	b [·] c [·] d [·] [STO] a [·]	7	b [·] c [·] d [·] [STO] a [·]	8	a [·] b [·] c [·] d [·]	5 (0)
a±(b*c*d)	Previously done					
a×((b±c)±d)	b [·] c [·] d [·] a [·]	4	b [·] c [·] d [·] a [·]	5	b [·] c [·] d [·] a [·]	4 4
a÷((b±c)±d)	b [·] c [·] d [·] a [·]	6	b [·] c [·] d [·] a [·]	7	a [·] b [·] c [·] d [·]	5 4
a×((b*c)±d)	b [·] c [·] d [·] a [·]	4	b [·] c [·] d [·] a [·]	5	b [·] c [·] d [·] a [·]	4 4
a÷((b*c)±d)	b [·] c [·] d [·] a [·]	6	b [·] c [·] d [·] a [·]	6	a [·] b [·] c [·] d [·]	5 4
a*(b±c±d)	Previously done					
a+((b*c)±d)	b [·] c [·] d [·] a [·]	4	b [·] c [·] d [·] a [·]	4	b [·] c [·] d [·] a [·]	4 4
a-((b*c)±d)	b [·] c [·] d [·] a [·]	6	b [·] c [·] d [·] a [·]	6	a [·] b [·] c [·] d [·]	5 4
a+((b±c)±d)	b [·] c [·] d [·] a [·]	4	b [·] c [·] d [·] a [·]	5	b [·] c [·] d [·] a [·]	4 4
a-((b±c)±d)	b [·] c [·] d [·] a [·]	5	b [·] c [·] d [·] a [·]	6	a [·] b [·] c [·] d [·]	5 4
(a·(b·c))·d	b [·] c [·] d [·] [STO] a [·]	7	b [·] c [·] d [·] [STO] a [·]	8	a [·] b [·] c [·] d [·]	5 (0)
(a+(b*c))±d	b [·] c [·] d [·] a [·]	4	a [·] b [·] c [·] d [·]	5	b [·] c [·] d [·] a [·]	4 4
(a-(b*c))±d	b [·] c [·] d [·] a [·]	5	a [·] b [·] c [·] d [·]	5	a [·] b [·] c [·] d [·]	5 4
(a×(b±c))±d	b [·] c [·] d [·] a [·]	4	b [·] c [·] d [·] a [·]	5	b [·] c [·] d [·] a [·]	4 4
(a÷(b±c))±d	b [·] c [·] d [·] a [·]	6	b [·] c [·] d [·] a [·]	6	a [·] b [·] c [·] d [·]	5 4
(a*b*c)±d	Previously done					
(a×(b±c))±d	b [·] c [·] d [·] a [·]	4	b [·] c [·] d [·] a [·]	5	b [·] c [·] d [·] a [·]	4 4
(a÷(b±c))±d	b [·] c [·] d [·] a [·]	6	b [·] c [·] d [·] a [·]	6	a [·] b [·] c [·] d [·]	5 4
a+(b*c)±d	b [·] c [·] d [·] a [·]	4	a [·] b [·] c [·] d [·]	4	b [·] c [·] d [·] a [·]	4 4
a-(b*c)±d	b [·] c [·] d [·] a [·]	5	a [·] b [·] c [·] d [·]	4	a [·] b [·] c [·] d [·]	5 4
a+(b±c)±d	Previously done					

New! Simple, low-cost way to monitor equipment usage time!

Install these new, low cost electrochemical elapsed time indicators in the equipment you design to measure use time of equipment and its components. They are small in size... the size of an ordinary automotive fuse... and easy to install. A snap-in type that fits a standard 3AC fuse clip—or a solder type—are available. They are inexpensive enough to be used in quantity on a single piece of equipment.

The indicator employs a simple coulometry principle. When a controlled DC current is applied across the indicator's terminals, there is a precise buildup of a copper column in the unit's glass tube. The tube, calibrated in hourly increments, provides a direct scale non-reversible readout. Models are available for 1000, 2000, 5000 and 10,000 hours.

Keeps accurate time records for warranty validation, preventive maintenance.




Send for information now!
A. W. HAYDON CO. PRODUCTS

NORTH AMERICAN PHILIPS CONTROLS CORP.

Cheshire, Conn. 06410 • (203) 272-0301

INFORMATION RETRIEVAL NUMBER 33

10 amps of switching in a 1" cube



Series 19 Relay. One of the most compact and reliable relays you'll ever use.

In just one cubic inch, the remarkable Series 19 relay combines the advantages of miniaturization with a capacity to handle heavy switching loads. Result: more performance in a smaller overall package. Yet the cost is low — less than \$2.00 each in 100-piece quantities.

Contact arrangement is SPDT. Rating is 10 amps, 28 vdc or 115 v, 60 hz. Available coil voltages range from 3 to 24 vdc.

Consider the Series 19 relay for low level to 10 amp switching applications such as remote control, alarm systems and similar industrial and commercial uses.

Send for information now!

PRICE ELECTRIC RELAYS

NORTH AMERICAN PHILIPS CONTROLS CORP.

E. Church & 2nd St. • Frederick, Md. 21701 • (301) 663-5141

INFORMATION RETRIEVAL NUMBER 34

as one keystroke, and the total needed is noted for each system. Also each category has an associated weight that approximates the frequency of occurrence of such problems. Other scoring methods are possible, but the outcome would probably be the same.

Table 2 contains summary information from Table 1. Clearly, RPN requires fewer keystrokes for this type of problem.

RPN is the winner?

The problems considered here form only a small subset of all the arithmetic problems that can be encountered in engineering. Thus it is difficult to be certain that RPN wins for more complex problems, but it is reasonable to expect that

Table 2. Comparative weighted scores

Sums of number of wins × weights from Table 1

RPN vs AESH:	RPN 156	AESH 30	Ties 170
RPN vs AES:	RPN 62	AES 0	Ties 294
AES vs AESH:	AES 116	AESH 32	Ties 208

Sum of keystrokes × weights

AES:	1562
AESH:	1630
RPN:	1484

RPN does. As additional evidence in favor of RPN, note that AES and AESH calculators must use their **STO** register for even some simple problems in Table 1. Then the register is not available for more complex problems. Monadic functions, such as sines and logs, are omitted because AES and AESH calculators, in fact, use RPN for such operations. ■■

MATSUSHITA LAUNCHES ARROW-M.

NOW YOU CAN BE CHOOSIER ABOUT THE RELAYS YOU BUY AND MANY YOU COULDN'T BUY.

Be choosier.

Yesterday when you needed a large selection of relays to choose from, you could only go to two places. Today Matsushita's Arrow-M Corporation gives you a third source for a broad base of relays. But quantity isn't the whole story. At Arrow-M you find more than currently available relay types. You find quality relays built to electrical and physical specs unmatched by other firms. Relays you just can't buy elsewhere. Relays that shrink a product while expanding its performance and reliability.

Switch to excellence.

Engineered by Matsushita, Arrow-M relays are in use in diverse products the world over. The number of trouble-free field hours for these relays is unestimable. So design them into your product with absolute confidence. You can't buy relays with more integrity.

Always available.

Who isn't worried about availability in today's market? Availability now. Next month. Next year. Don't worry. Because all critical materials and components used in the manufacture of Arrow-M relays are internally controlled, you can count on relays being available from stock whenever you need them.

Read all about it.

Send for our general relay catalog. It contains full specs on reed, miniature and power relays. We'll also send along advanced data on newly-designed, state-of-the-art relays. Call or write now.

ARROW-M CORPORATION
250 Sheffield Street
Mountainside,
New Jersey 07092
201-232-4260

Relays for advanced technology.




Arrow-M

PREMIER ELECTRONIC CABINETS and CASES

- RUGGED—FUNCTIONAL CONSTRUCTION ▪ ESTHETICS KEYED TO MODERN SYSTEMS
- PROMPT SERVICE & AVAILABILITY ▪ ECONOMICAL PRICING



 Complete catalog and prices on request . . .

PREMIER METAL PRODUCTS CO.
337 Manida Street, Bronx, New York 10474 (212) 991-6600

Assorted rear panel accessory options



1. Side Hinged Door Panel (SHP Series)
2. Perforated Panel (FP Series)
3. Perforated Formed Panel, 1/16" dia. holes on 1/8" staggered centers (PFP Series)
4. Formed Louvred Panel (FPL Series)

Standard 1/8" & 3/16" flat panels also available (ARP, MAP, RP Series)

TIC Series Construction Details (front and rear identical)

5. Trim: Extruded, anodized aluminum with black vinyl inlay
6. Chassis/Shelf Support (accessory)
7. Welded stiffener channel and hand grip support
8. Full extension slides with mounting hardware (accessory)
9. Recessed panel mounting channels and structural supports (4 per case) Standard EIA & WE hole spacing provide for frontal mounting and internal equipment mounting. Hardware supplied
10. Carrying Grip with vinyl inlay
11. Case Body, welded, formed steel (20 ga.) with welded 16 ga. channel gusseting and channel stiffeners
12. Non-marring feet

Standard Finishes: Textured Vinyls, 13 colors
Semi-gloss Enamels, 10 colors




INFORMATION RETRIEVAL NUMBER 36

FUJI

MICROWAVE MATERIALS & COMPONENTS

FUJI supplies various types of ferrite materials covering a broad range of frequencies from the MHz range to GHz range. The quick production of garnet single crystal ferrite having a wide range of saturation magnetization from 150 to 1,790 gauss in sphere, rod, and disk shapes are our specialty. Polycrystal ferrite for circulator, isolator, and substrate for micro-integrated circuit, MgMn ferrite, NiZn ferrite, and YIG are also available.



Single crystal ferrite



Polycrystal ferrite

Circulators · Isolators

Various types of circulators and isolators covering the VHF and UHF bands are supplied. Circulators and isolators for OEM applications can also be quickly designed and manufactured in addition to standard products.



Dummy load

High power type termination use ruthenium oxide resistor dummy loads are manufactured.

FUJI ELECTROCHEMICAL CO.

Head Office:
Hamagomu Bldg., 5-36-11, Shinbashi, Minato-ku, Tokyo, Japan TEL: 434-1271

Overseas Office: New York TEL: (212) 532-5630
Los Angeles TEL: (213) 620-1640
Düsseldorf TEL: (211) 89031

JOHN TSUKIKAWA
SAM YOSHINO
TAD KOMURO

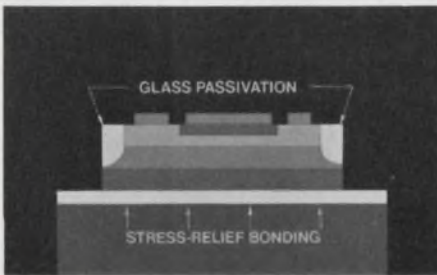
IR's new glass passivated, high voltage Power Transistors and Darlington...

Better performance where it really counts.*

The three other largest selling high voltage power transistor lines of today offer you good characteristics. But while a specific device may excel in specs for one parameter, it may be marginal in other equally important characteristics. Not so with IR's new high voltage power transistors. They easily meet or exceed all established specifications. Now you can design a better, more efficient circuit without compromising.

*** High Voltage and High Gain in the same transistor.**

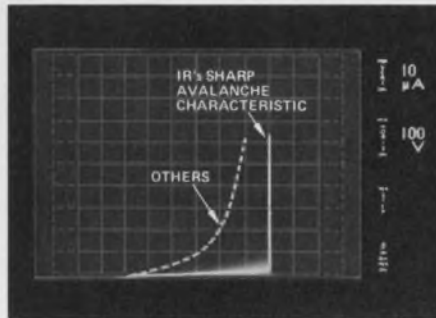
Most others offer you either high voltage or high gain. They can't give you both in the same device. We can. For example: rated to 700V_{CBO} with an I_C from 7 to 10 Amps (pulse), we provide a gain of 30-90 at 1 Amp.



*** Glass Passivation for longer life, better stability.**

IR triple-diffused, NPN mesa structure, high voltage power transistors have glass passivated junctions. You'll get

longer life and a stability unequalled by the other brands. The avalanche curve



pictured shows our "sharp" curve and the "soft" curve of the others. Convincing evidence of better junctions that you can operate at full rated specs without a worry.

*** Lower Saturation Voltage for better efficiency.**

IR saturation voltage is lower than the others. Higher efficiency, less power loss, reduced power consumption and system operation at lower power levels are your new advantages. And you won't have to sacrifice switching speeds or voltage capability.

*** "Stress-Relief" Bonding for better resistance to temperature cycling.**

IR's "Stress-Relief" bonding between the chip and mounting surface gives better protection from thermal cycling, gives you an extra margin of safety in thermal design considerations, with a broad safe-area that is more than adequate for any application.

Competitively Priced and Cross-Referenced to the 3 major lines.

IR high voltage power transistors are available in 12 models rated from 300 to 700V_{CBO} with an I_C from 7 to 10 Amps (pulse). Monolithic Darlington in 15 models are rated to 600V_{CBO} with an I_C from 15 to 25 Amps (pulse). All are in the standard TO-3 package.

Find IR's equivalent to the devices you're now using, then ask your local IR salesman, Rep or Distributor for complete specs and a test evaluation sample. When you've put it to the test, we think you'll agree. It's better — everywhere that counts.

IR P/N	Delco P/N	RCA P/N	Motorola P/N
IR401	DTS 401		MJ3026 MJ3027
IR402	DTS 402 2N3902		MJ3028 MJ3030 2N3788 2N3902
IR403	DTS 403		
IR409	DTS 409		
IR410	DTS 410	RCA410	MJ410
IR411	DTS 411	RCA411 2N5838 2N5839	MJ411 MJ1800 MJ3029 MJ3430
IR413	DTS 413	RCA413 2N5840	MJ413
IR423	DTS 423	RCA423	MJ423
IR424	DTS 424		MJ424
IR425	DTS 425		MJ425
IR430	DTS 430	2N5239 2N5240	MJ430
IR431	DTS 431	RCA431 2N5240	MJ431 2N5241

Monolithic Power Darlington

IR4040	DTS 4040	Ask for data on IR's 11 additional types.
IR4045	DTS 4045	
IR4060	DTS 4060	
IR4065	DTS 4065	

Prove our point on your curve tracer...

Get your test sample today.



International Rectifier

...the innovative power people **IOR**

233 KANSAS ST., EL SEGUNDO, CA 90245, (213) 678-6281

INFORMATION RETRIEVAL NUMBER 38

Need a small keyboard? Obtain binary-coded output from a low-cost sequential-scanning circuit that can be easily expanded from 10 to 64 keys.

To use a full ASCII encoder for a small keyboard is expensive overkill. Instead, you can "roll your own" low-cost designs with 10 to 64 keys that provide binary-code outputs for TTL digital systems.

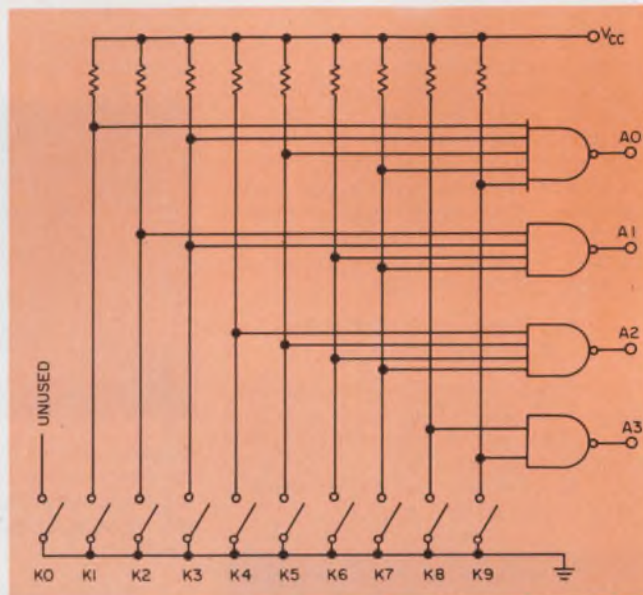
But the simplest, obvious approach to keyboard encoding (Fig. 1) won't work well because:

- It does not distinguish between the "all-keys-up" and "key-zero-down" condition.
- It generates erroneous output codes if more than one key is depressed.
- It is difficult to eliminate the effects of switch bounce.
- It requires many input pull-up resistors.
- Its parts count becomes prohibitive when used for more than 16 contacts.

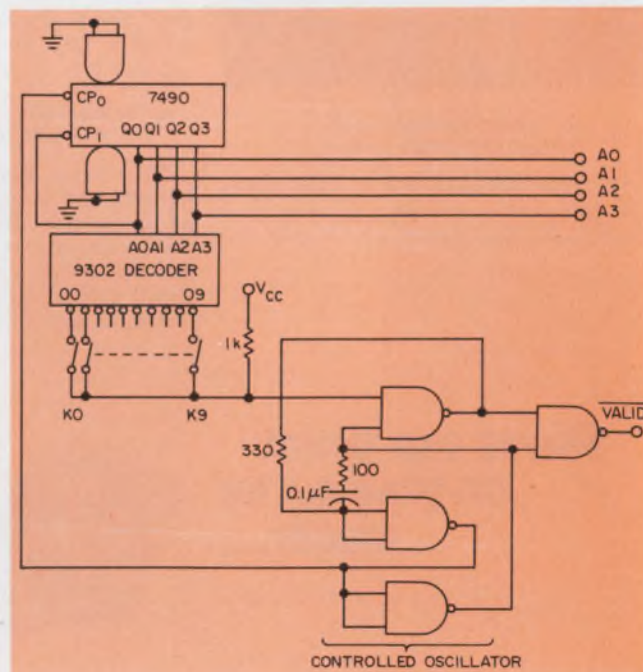
Use of a 9302 decoder IC in a sequential scanning circuit can solve most of these problems. Though the response time increases to milliseconds, this speed is more than adequate for keyboards, which usually handle less than 10 inputs a second. In addition to the decoder, a 7490 decade counter and a controlled oscillator are needed (Fig. 2). When all keys are up, the oscillator runs free at about 1 kHz. The counter sequences in modulo 10 and activates, one after the other, the open-collector outputs of the 9302, a 1-of-10 decoder. The 10 key contacts are connected to the decoder outputs, and the common of the key-switches is pulled to V_{CC} through a 1-k Ω resistor. Every time the counter number corresponds to the selected key, the common is pulled to ground. This causes the oscillator to stop and provide LOW level on the clock input to the 7490 decade counter.

Bounce protection is provided

The oscillator time constant provides some bounce protection; however, under unfavorable circumstances the counter might make one additional complete scan before settling. A LOW output signal on the valid-code line indicates that the counter output corresponds to the number of

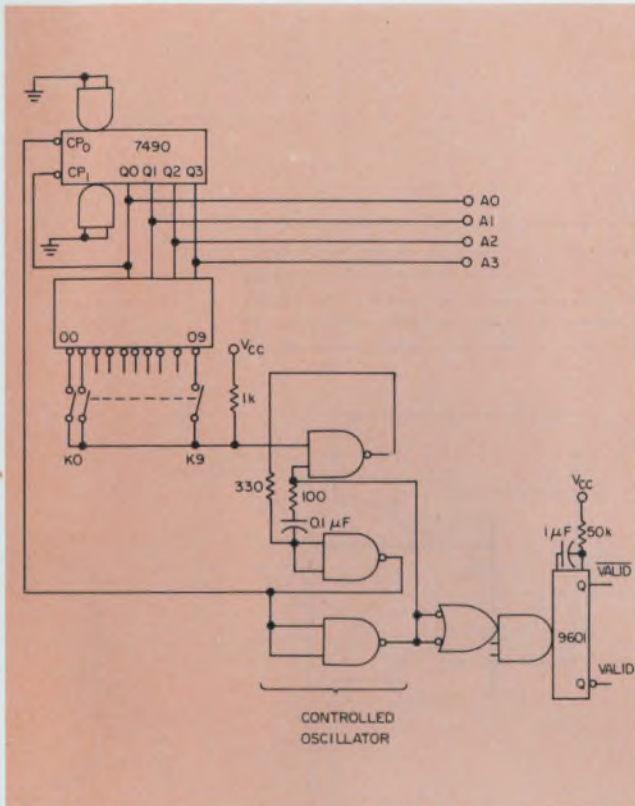


1. The most obvious approach to a keyboard-circuit design doesn't work very well, and in addition, the circuit requires a large number of parts.

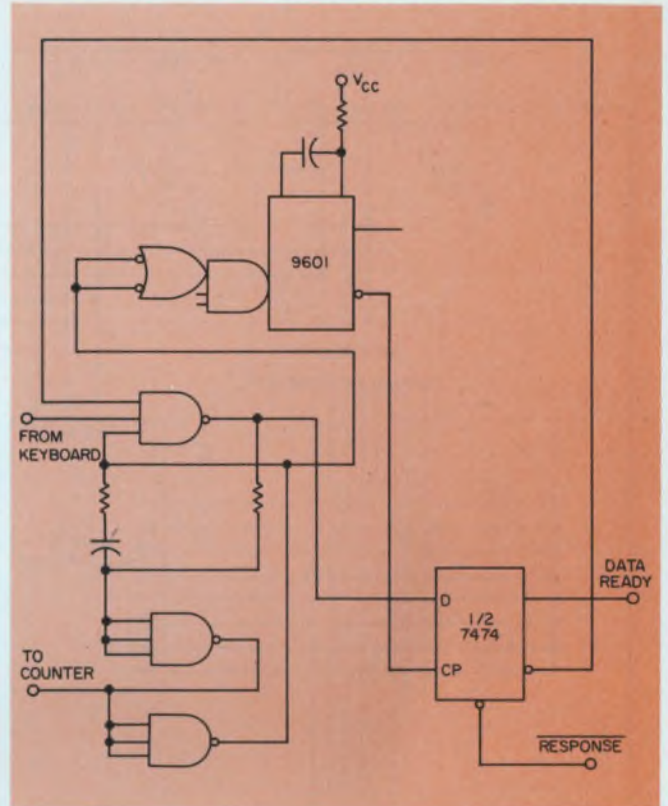


2. A sequential-scanning circuit has a low parts count and solves most of the problems presented by the gate encoding approach of Fig. 1.

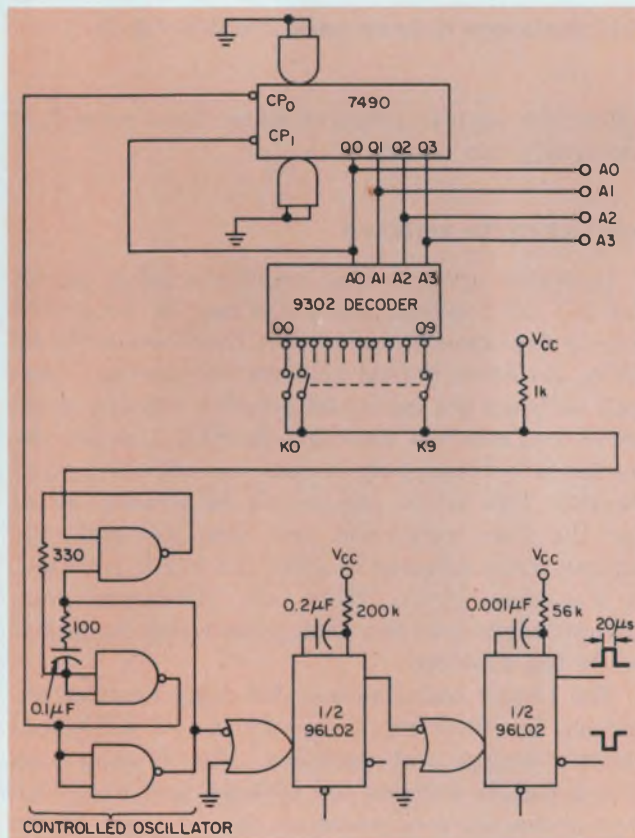
Peter Alfke, Fairchild Camera and Instrument Corp., 464 Ellis St., Mountain View, CA 94042.



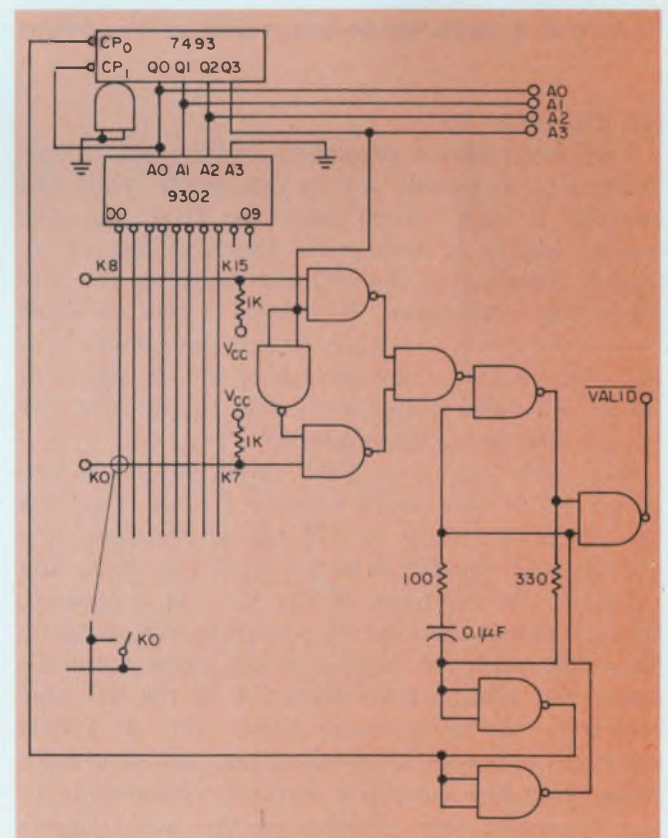
3. A retriggerable one-shot added to the sequential-scanning circuit helps eliminate the undesirable multiple-input effects of key-switch bounce.



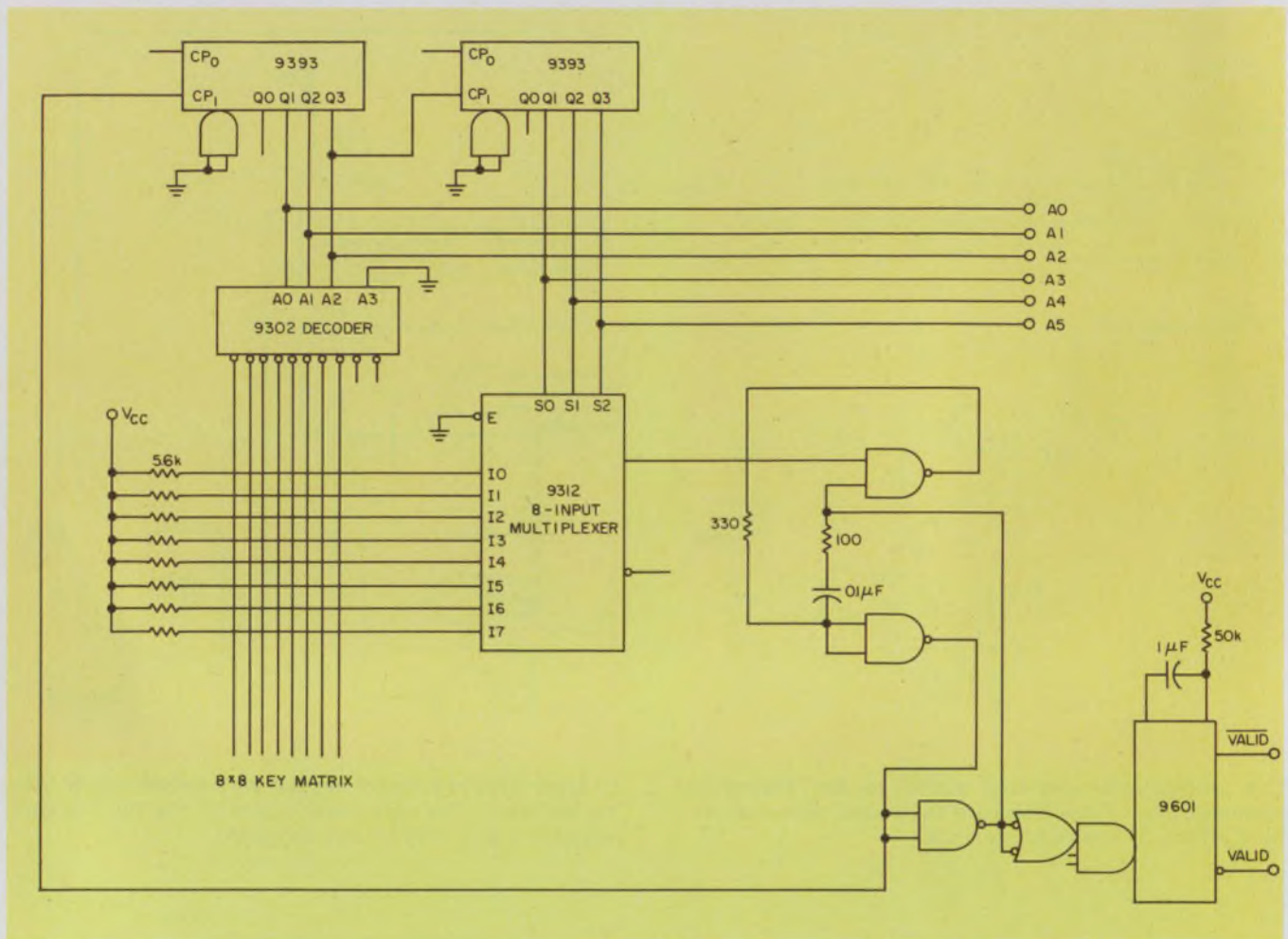
5. Some data processors require an interlock-signal with the keyboard. The data-ready output of the flip-flop and response signal provide this interlock.



4. For data systems that need a valid-signal output in pulse form, a dual-monostable IC is used.



6. Only small changes convert the basic sequential circuit to an 8 x 2 matrix or 16-key, data entry system.



7. An 8 × 8 matrix for 64-keys is built by the addition of a 9312 multiplexer IC to the basic circuit of Fig. 2.

the depressed key.

Two-key rollover protection is inherent in this design. If a second key is depressed while the counter is still locked onto the first one, the second key is ignored until the first key is released. Thereafter the counter searches for any other key depression. However, if two or more keys are depressed within 10 ms, the system cannot resolve the entry sequence, but it still will produce a valid code—equivalent to the first key the decoder scan “encounters.”

The addition of a 9601 retriggerable monostable IC to this basic scanner circuit improves the circuit's ability to distinguish between key bounce and repetitive entry with the same key (Fig. 3). When none of the keys is depressed, the monostable is kept in a retriggered state by the clock pulses. A depressed key stops the oscillator, and after a time delay set by the RC time constant, the monostable times out. A HIGH level on the monostable's \bar{Q} -output valid line indicates that the counter's output corresponds to the depressed key. Release of the key triggers the monostable on the first rising clock edge and terminates the valid signal one-half clock period

before the counter changes state. Thus no output ambiguity can occur.

Interlocking the keyboard

In digital systems that require a pulse output for the valid signal, the pulse can be generated with a dual-monostable circuit that uses a 96L02 (Fig. 4). Some digital systems require an interlock between the keyboard encoder and the processor that receives the data. In Fig. 5, when the monostable times out, it sets an edge-triggered flip-flop. This action produces a data-ready signal for the data processor and also prevents the scanner from advancing after the key is released. A response signal from the processor then acknowledges that the data were received, and it resets the flip-flop.

The 10-key scanning-encoder design can be expanded for 16 or more keys by use of additional counter stages and decoders. Fig. 6 shows an 8 × 2 matrix encoder for 16 keys, and Fig. 7 an 8 × 8 matrix configuration for 64 keys. These circuits need no diodes at the matrix intersections. ■■

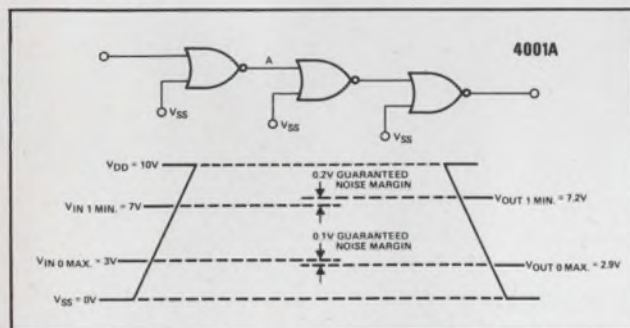
Now! A guaranteed cure for worst case design noise.

Designing with CMOS? Got a worst case design requirement? Then look to 54C/74C. It's the only CMOS logic family that guarantees noise immunity in a way that is meaningful to the designer.

Take a for instance. Say you are designing a small CMOS process control system with a 10 volt power supply. You determine that worst case noise is 2 volts—1 volt due to power distribution and 1 volt due to AC coupling on a signal line. Compare what happens when you use 54C/74C as opposed to 4000A. With a 2-volt degradation of input voltage 54C/74C still has typically three times the drive capability of the 4000A series. End result: 54C/74C allows use of worst case design with far greater noise margins than 4000A series.

	$V_{IN 0 MAX}$	$V_{IN 1 MIN}$	$V_{OUT 0 MAX}$	$V_{OUT 1 MIN}$	I_{OUT}
74C	+2V	+8V	1.0V	9V	10 μ a Source or Sink
4000A	+3V	+7V	2.9V	7.2V	0.0 μ a Source or Sink

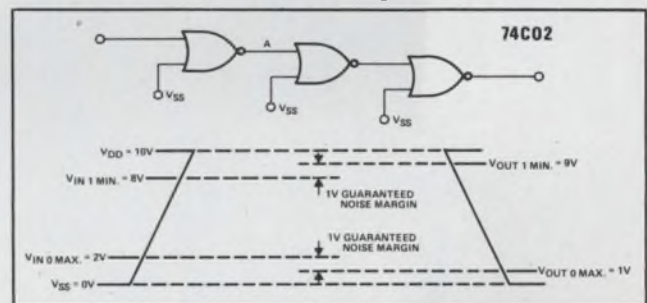
$V_{DD} = 10V$



With a seven volt input the 4000A specifies a 2.9 volt maximum output. From this you can guarantee only that the output from the first gate will be ≤ 2.9 volts, with the worst case 7 volt "1" level in the system. If any more than 0.1 volts of additional noise is injected at A, the outputs of the second and third gates will be undefined.

In the same system 54C/74C specifies an output

of 1 volt maximum with the input at 8 volts or a 9 volt minimum output with the input at 2 volts. With 2 volts of noise at the input of the first gate the result will be a 1 volt degradation at the gate's output. Up to one volt of additional noise can be coupled onto the input of the second gate, and the gate will continue to maintain its output within 1 volt of supply. The same holds true for succeeding stages.



In addition, a 54C/74C output terminates signal lines with typically 1/3 the impedance of 4000A, giving you higher immunity to coupled noise. The 54C/74C series also specifies output source and sink current of 10 μ a minimum as part of its noise immunity specification, while the 4000A series does not specify output current loading.

So, if noise is your problem, take the sure cure: a worst case design using 54C/74C. If

you don't need such strong medicine, try our 4000 series. We've got a whole family—more than 30 devices. For details see your Harris distributor or representative.



HARRIS SEMICONDUCTOR
A DIVISION OF HARRIS CORPORATION

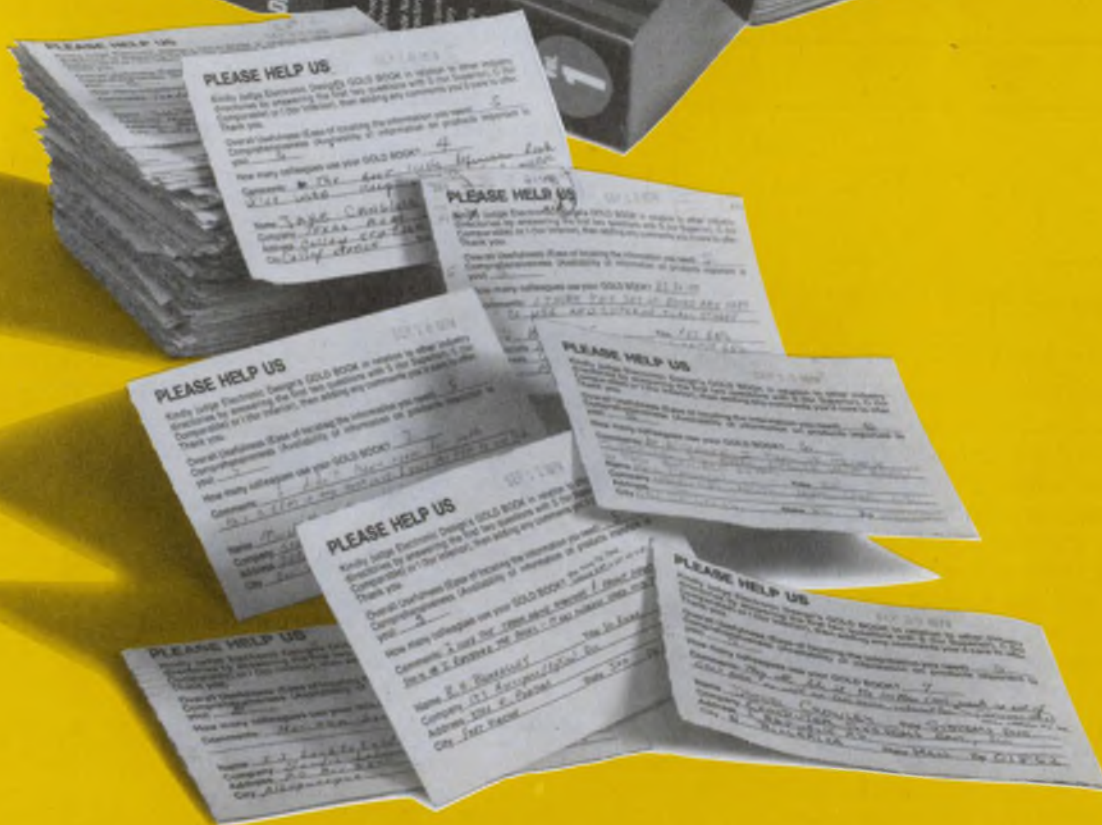
P.O. Box 883, Melbourne, Florida 32901 (305) 727-5430

WHERE TO BUY THEM: OEM SALES OFFICES: ARIZONA: Scottsdale, (602) 946-3556 **CALIFORNIA:** Long Beach, (213) 426-7687; Palo Alto, (415) 964-6443 **FLORIDA:** Melbourne, (305) 727-5826 **ILLINOIS:** Schaumburg, (312) 894-8824 **MASSACHUSETTS:** Wellesley Hills, (617) 237-5430 **MINNESOTA:** Burnsville, (612) 432-6111 **NEW YORK:** Endwell, (607) 754-5464, Melville, L.I., (516) 249-4500 **OHIO:** Dayton, (513) 226-0636 **PENNSYLVANIA:** Wayne, (215) 687-6680 **TEXAS:** Richardson, (214) 231-9031.

SALES REPRESENTATIVES: CALIFORNIA: San Diego, (714) 279-7961 **COLORADO:** Denver, (303) 771-4920 **KANSAS:** Olathe, (913) 782-1177 **MARYLAND:** Randallstown, (301) 922-1248 **NORTH CAROLINA:** Raleigh, (919) 828-0575 **NEW YORK:** Buffalo, (716) 633-7970 **OREGON:** Beaverton, (503) 643-1644 **TENNESSEE:** Shelbyville, (615) 684-4544 **VIRGINIA:** Falls Church, (703) 534-1673; Troutville, (703) 345-3283, Virginia Beach, (804) 481-7200 **WASHINGTON:** Bellevue, (206) 454-0300

INFORMATION RETRIEVAL NUMBER 39

IT'S CLEARLY THE CHOICE OF ELECTRONICS ENGINEERS – WORLDWIDE



WHEN YOU HAVE Electronic Design's GOLD BOOK YOU DON'T NEED ANY OTHER INDUSTRY DIRECTORY

In just a few months, the first issue of *Electronic Design's* GOLD BOOK has become the leader among all directories used in this industry. Engineers have responded enthusiastically throughout the U.S. and from all over the world — especially in Europe where they've never seen anything like it before. The GOLD BOOK has become number one almost overnight.

HERE'S HOW YOUR FELLOW ENGINEERS RATE THE INDUSTRY ANNUALS

	Annuals Consulted Within Past Month	Annuals Preferred
Electronic Design's GOLD BOOK	85%	60%
Electronic Engineer Master (EEM)	63%	42%
Electronic Buyer's Guide (EBG)	32%	8%
Thomas Register	16%	7%
Conover-Mast Purchasing Directory	2%	1%

SOURCE: Study by Dr. Eugene D. Jaffe, Associate Professor of Marketing, St. John's University, Nov. 1974. Base: respondents using directories. Totals exceed 100% due to multiple mentions.

The GOLD BOOK has revolutionized directory use patterns in this industry. Here's why: The GOLD BOOK is by far the largest, most complete one-step electronics purchasing and reference tool ever produced. And it's far easier to use. Look at these comparisons:

COMPARISON OF ELECTRONICS INDUSTRY DIRECTORIES (1974-75 editions)

	EBG ELECTRONICS BUYERS' GUIDE	EEM ELECTRONIC ENGINEERS MASTER	ELECTRONIC DESIGN'S GOLD BOOK
Number of manufacturers listed	5,800	3,165	7,528
Total number of products listed	4,267	3,235	4,799
Number of direct products listed	2,479	2,250	2,925
Number of cross-reference products listed	1,788	985	1,874
Number of distributors listed in Distributors Directory — Alphabetic	0	1,720	5,780
Number of distributors listed in Distributors Directory — Geographic	0	1,720	5,780
Is complete mailing address given each time a company is listed in product directory?	No	No	Yes
Is telephone number given for each company listed in product directory?	No	No	Yes
Are distributors listed for each manufacturer?	No	Partial ¹	Yes
Does manufacturers listing include FSCM numbers?	No	No	Yes
Does manufacturers listing include facsimile equipment by make and call number?	No	No	Yes
Total Circulation	30,017 ²	89,169 ³	Over 90,000
Overseas Circulation ²	1,339 ³	0 ³	13,200
Number of ad pages	590 ⁴	2,752	2,820

¹ Paid listings only
² Includes Canada

³ Standard Rate & Data; Oct. 24, 1974
⁴ Includes fractionals

**MOST THOROUGH, MOST COMPLETE, EASIEST-TO-USE
ELECTRONICS INDUSTRY DIRECTORY IN THE WORLD**

Use digital counting logic to generate precise waveforms. You can control the waveforms by digitally changing the amplitudes and the starting and stopping points.

To generate and control all the characteristics of ramp waveforms, just use digital counting logic to drive a digital-to-analog converter.

This digital synthesis method—instead of the conventional constant-current source that charges a capacitor—permits complete control of the ramp's starting and stopping voltages, ramp rate and ramp linearity (convex, concave or linear). You can also stop and hold indefinitely the ramp with zero droop at any point on the waveform—a feat difficult to achieve with standard analog sample-and-hold circuitry.

The availability of good 6, 8 and 10-bit d/a converters that cost less than \$30 makes these d/a generated waveforms economical in many applications. Some applications include filter testing, analog computing, CRT sweep generation, motor-servo systems and programmable power supplies.

You can also generate waveforms other than the ramp—sawtooth, square, rectangular, sine, or any other waveform desired. Just write a bit pattern and let the converter decode it.

Select the right converter

The accuracy of the waveform you want to generate is limited by the d/a converter resolution. For example, an 8-bit d/a has an available resolution of one part in 2^8 , or about 0.39% (Table 1). Thus for a 10-V full-scale range, this translates into an output-voltage resolution of 39 mV.

The actual resolution of the converter is usually less than the theoretical value because of internal component tolerances, drift and noise. Remember that the lower the converter resolution, the more the waveform looks like a staircase instead of a ramp. In fact, a very low resolution d/a converter (2 or 3 bits) is a convenient way to generate a four or eight-level staircase to use with a semiconductor curve tracer, for example.

The analog output span voltage between the minimum and maximum input digital words is usually called the full-scale range. On many converters, this range can be selected if you place wire jumpers between specified terminals. The jumpers change the internal feedback resistor on the output operational amplifier. Some of the popular output ranges include 0 to -10, 0 to +10, ± 10 , and ± 5 V.

In addition to selecting the resolution you need, you must also evaluate the converter settling time. The settling time can range from about 30 μ s in the low-cost converters to about 1 μ s in the higher-speed models. Basically the settling time can be defined as the total time necessary for the output to fall within a specified error band after a step change at the input.

Table 1. Maximum d/a resolution

N (binary bits)	2^N	Available resolution (%)
4	16	6.25
6	64	1.56
8	256	0.39
10	1,024	0.098
12	4,096	0.024
14	16,384	0.0061
16	65,536	0.0015*

* or 15 ppm.

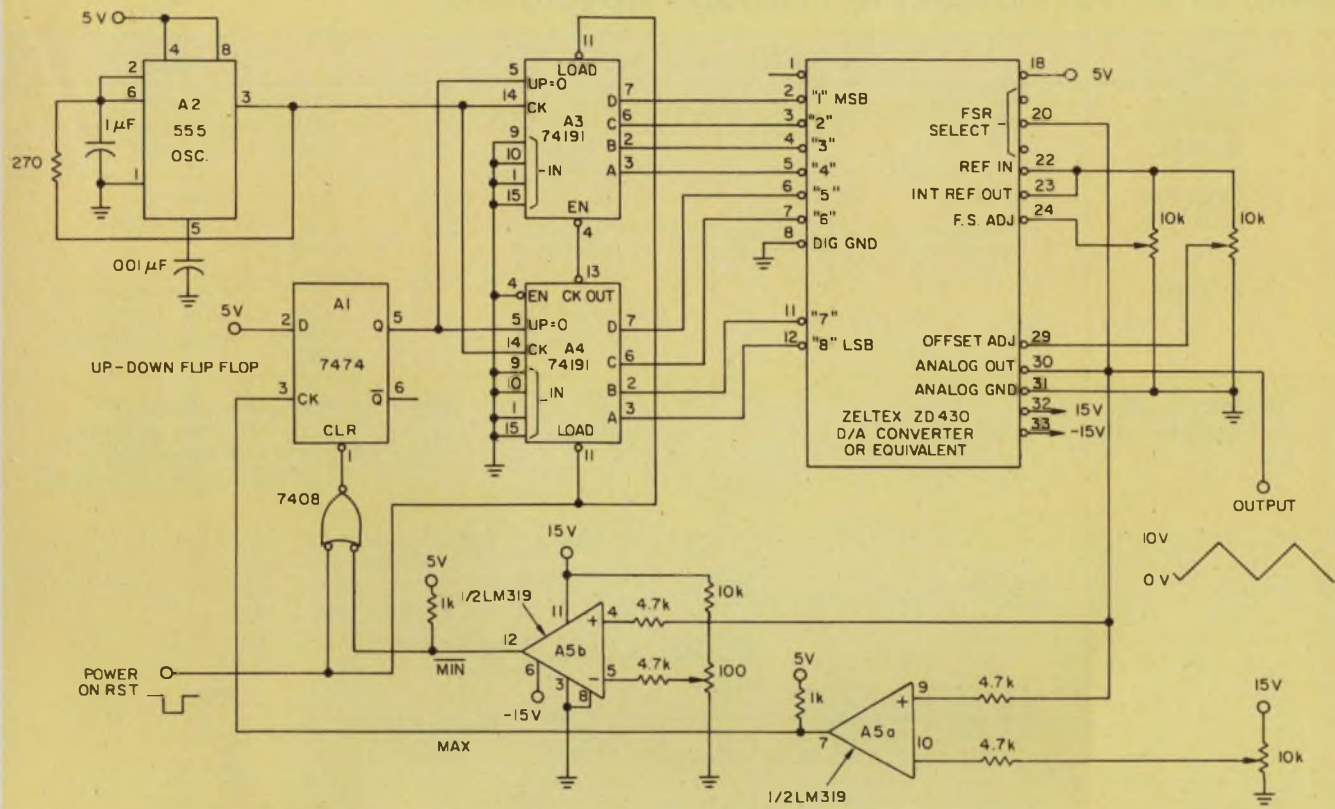
The maximum slew rate of the converter output can be determined once the settling time is known:

$$\text{Max slew rate} = \frac{\text{Full-scale range}}{\text{settling time} \times 2^n} \text{ V/s,}$$

where 2^n is the maximum number of converter input states.

Depending on the converter's settling characteristics, you can increase its slew rate to more than the calculated value. For example, if an 8-bit d/a has a 5- μ s settling time and is set for a 0 to +10 V output swing, the calculated circuit slew rate is 7.8 V/ms. This assumes that you have waited for the converter to settle to within its specified limit—usually 0.05 or 0.1% at each

Michael S. McNatt, Senior Engineer, King Radio, 400 N. Rogers Rd., Olathe, KS 66061.



1. Generate triangular waveforms with a ramp generator to provide positive and negative-going slopes. An

8-bit d/a converter and some control circuitry are all that are needed.

step in the ramp. If you don't need such accuracy, you can increase the slew rate by speeding up the conversion.

Generate triangular waves

To show the ramp-generation technique, let's generate a triangular waveform by use of the circuit shown in Fig. 1. The two 74191s form a 256-bit up/down counter that drives an 8-bit binary d/a converter. A 555-type timer is used as a free-running clock for the counters. Two comparators (LM319 dual) control the 7474 up/down flip-flop. These comparators provide analog control of the minimum and maximum triangular excursions.

When the circuit is activated, the counters and flip-flop are cleared and up-counting proceeds until the max limit is reached. The flip-flop is then clocked into the down mode. Now the counters count down until the min limit is reached, the flip-flop is cleared again, and the process starts over.

If the ramp's excursions are limited to between preset points, a different method of up/down control can be used. You can digitally decode the output of the counters at each limit (Fig. 2). Thus you eliminate the need for analog comparators and can generate a triangle waveform of any size

just by a change of the decoding network at the converter.

If you require different ramp-up and ramp-down times, the up/down flip-flop can be used also to control the clock frequency (Fig. 3). One popular method is to use logically controlled pnp transistors that select between two timing resistors in a 555 oscillator. The following equation can be used to calculate the required clock frequencies:

$$f_{\text{clock}} = \frac{C_{\text{max}} - C_{\text{min}}}{\text{ramp time}},$$

when C_{max} and C_{min} are bit counts that represent the maximum and minimum desired excursions of the ramp. For example, if a 0.1-s ramp-up time is desired for a ramp that varies between 0.39 and 7.995 V, then the clock frequency becomes

$$f_c = \frac{205 - 10}{0.1} = 7.95 \text{ kHz.}$$

In this example, 205 is actually the max bit count that represents 7.995 V ($7.995/0.039$); and 10, the min count (10 times 1 LSB).

Generate nonramp waveforms

Practically any type of analog waveform can be generated by a d/a converter with the appro-

Table 2. Driver circuits for various waveforms

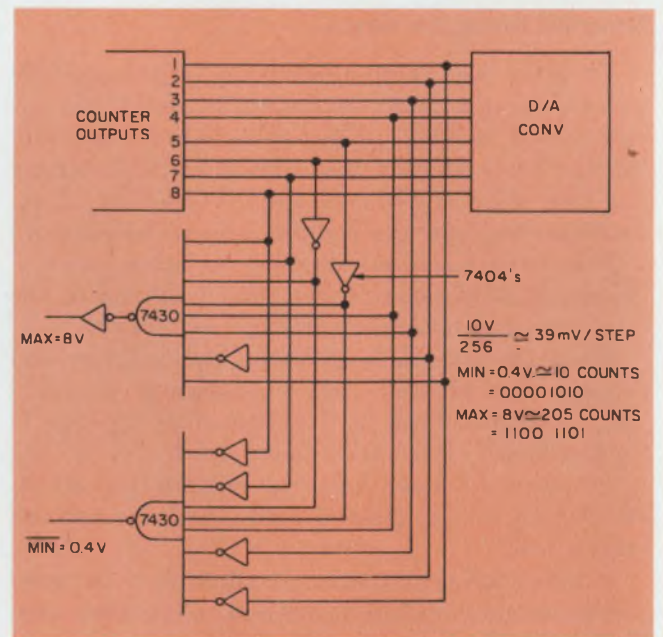
Waveform	Representative circuit	Comments
A) Positive sawtooth or ramp		Counter resets to ZERO after a count of ONES is reached.
B) Negative sawtooth		Counter resets to all ONES after ZERO is reached.
C) Triangle	SEE FIGURE 1	Either analog comparator (Fig. 1) limit detection or digital decoding of limits (Fig. 2).
D) Rectangular, square, pulse		Use either decoding logic or gated program control of minimum and maximum excursions.
E) Concave or convex ramp		← Up counting ← Down counting
F) Complex waveforms		Sin x, e ^x , etc.

appropriate input patterns and control logic. Several representative logic input schemes and their output waveforms are listed in Table 2. Of these, sawtooth waveforms are probably the easiest to generate. For a positive sawtooth that ranges from zero to full scale and then resets, all you need is a clock, up-counter and converter. If you add a comparator, the maximum output excursion can be programmed by the V_{max} input. The V_{max} input could be the output of still another converter that is under computer control.

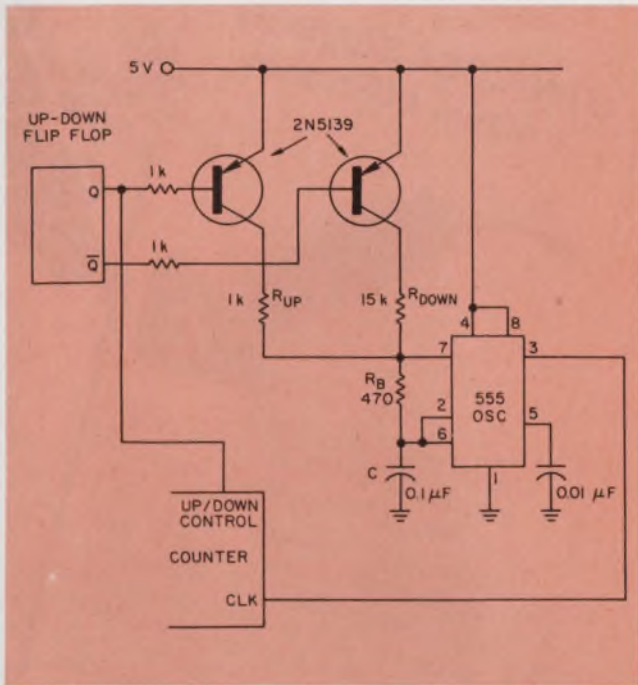
If the counter is switched to the down-counting mode, a negative-going sawtooth results. Various methods such as resistive dividers, controlled-gain amplifiers or analog digital decoding of the limits can be used to get different output excursions.

You can also generate long or short-duration square waves or pulses with a pair of one-shots to form an oscillator that alternately enables two logic decoding networks (Table 2d). These circuits set the waveform's max and min voltage excursions.

Even more complex waveforms can be gener-



2. You can build a decoding network that can change and control the starting and stopping points of the ramp. The circuit can also set the ramp excursion limits to vary the waveform amplitude.



3. Two pnp transistors, controlled by a flip-flop, can be used to switch resistors in the 555 clock circuit. This, in turn, changes the clock frequency and thus the ramp-up and ramp-down times.

ated if you use random logic, frequency-swept clocks or programmed memories. For instance, a ramp's linearity can be controlled if you sweep the clock driver and change the frequency.

Also, multiplexers can be used to produce a number of different waveforms with the same d/a converter, as in a function generator. ■■

Bibliography:

1. Millman, J., and Taub, H., "Pulse, Digital and Switching Waveforms," McGraw-Hill Book Co., New York, 1965, pp. 45-54.
2. VanderKooi, M. K., "Linear Applications Book," National Semiconductor, Santa Clara, CA, 1973, p. AN20-4.
3. "Designer's Guide to Data Converters," Wall Chart, *Electronic Engineer*, 1972.
4. Taylor, Ralph D., private correspondence.
5. Sheingold, Daniel H., "Analog-Digital Conversion Handbook," Analog Devices, Norwood, MA, 1972.
6. Kaye, David N., "Focus on A/D and D/A Converters," *Electronic Design*, No. 1, Jan. 4, 1973, pp. 56-65.
7. Schmid, Hermann, "An Electronic Design Practical Guide to D/A Conversion," *Electronic Design* No. 22, Oct. 24, 1968, pp. 49-88.
8. Allan, Roger, "A/D and D/A Converters: Do You Know What the Parameters Mean?" *EDN*, Dec. 15, 1972, pp. 18-23.
9. Himmelheber, Peter, "Digital Sweep Generator Maintains Constant Output Voltage at Specified Time," *Electronic Design* No. 18, Sept. 2, 1972, p. 66.
10. Product Report, "Combined Peak-Detector and Sample-and-Hold Circuit with Zero Droop," *EDN/EEE*, May 15, 1971, p. 70.
11. Forsberg, Roy W., "ROM Shrinks Function Generator," *EDN/EEE*, June 1, 1971, p. 43.
12. Product Report, "ROM Look-Up Generates Sine Wave in Frequency Synthesizer," *EDN/EEE*, Oct. 1, 1971, p. 45.
13. Bower, Kenneth, "CMOS Linear-Ramp Generator Has Amplitude Control," *EDN/EEE*, June 20, 1973, p. 87.
14. Krabbe, Heinrich, "Stepped Sawtooth Tone Generator," *EDN/EEE*, June 15, 1971, p. 58.
15. Schwind, John, "Staircase-wave Generator Uses Integrated Circuits," *Electronic Design* No. 8, April 12, 1969, p. 100.

Consider all the ins and outs of your new circuit design. Then consider Curtis® Terminal Blocks.

Tangled, twisted, and loose wires can snarl up even the best circuit design. So don't tangle with trouble. Curtis offers 19 electronic and electrical terminal blocks with hundreds of model variations available to straighten out almost any wiring layout problem.

Here are just a few of the features offered----

- capacities ranging from 5 amps/300 volts to 250 amps/600 volts
- modular, channel-formed, closed-back, feed-thru and fully insulated feed-thru designs offered
- choice of tab, screw, clamp, PC pin or taper pin termination
- heavy duty lug and tubular, high pressure solderless types available for high current applications
- full mechanical thread system incorporated in many units

Specify Curtis electronic and electrical terminal blocks and you'll have the best line in the industry to work with. Specify anything less and you may be tangling with trouble.

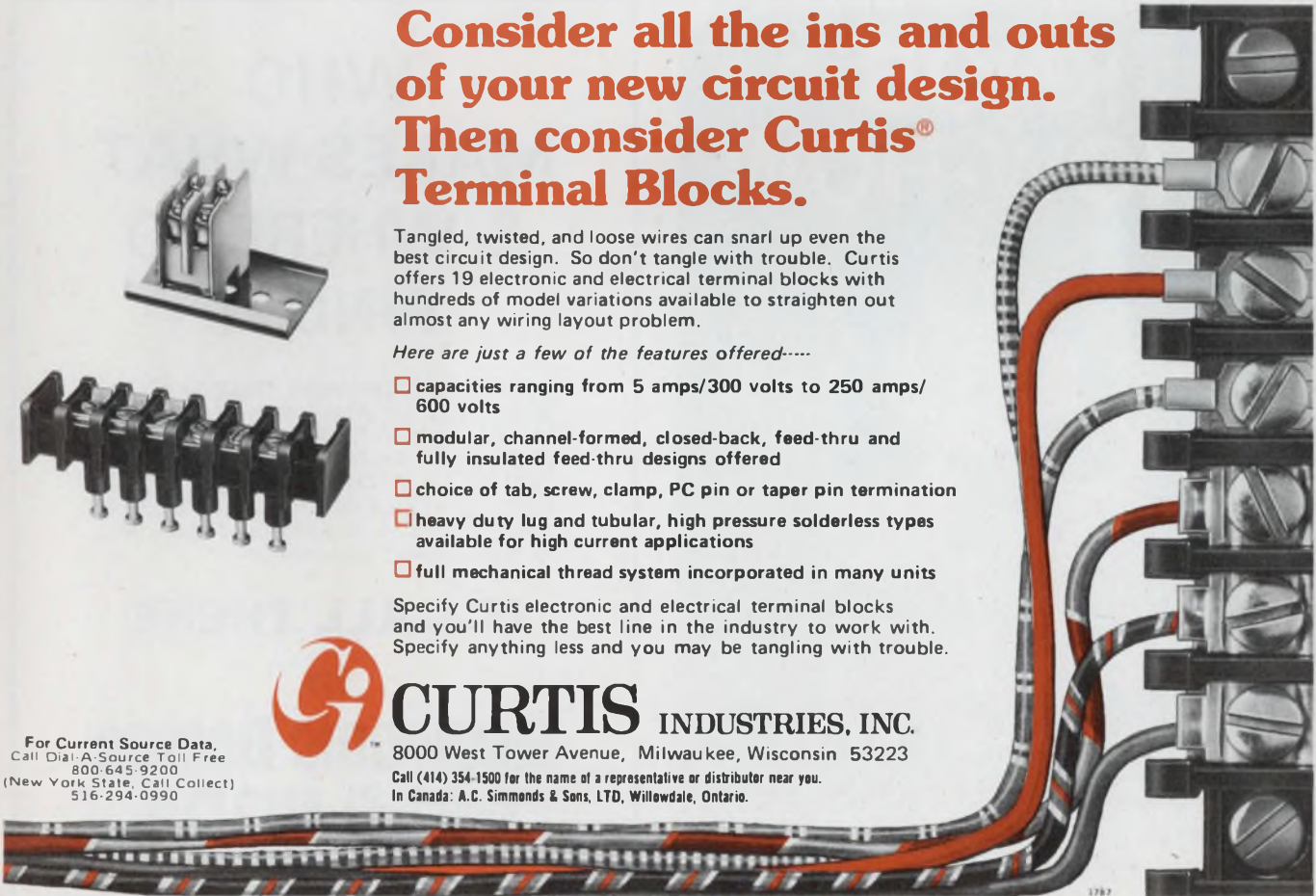


CURTIS INDUSTRIES, INC.

8000 West Tower Avenue, Milwaukee, Wisconsin 53223

Call (414) 354-1500 for the name of a representative or distributor near you.
In Canada: A.C. Simmonds & Sons, LTD, Willowdale, Ontario.

For Current Source Data,
Call Dial-A-Source Toll Free
800-645-9200
(New York State, Call Collect)
516-294-0990



Thermostat Prototypes



Submit your requirements for prototypes of Elmwood's dependable snap-acting thermostats. Wide or narrow differentials minimize cost. UL, CSA and European listings available on some models for world trade applications. All are factory preset, tamperproof, and 100% temperature and mechanically tested, for -65° to $+550^{\circ}$ F exposure, for high limit or control functions. Phone, TWX or write Elmwood Sensors, Inc., 1675 Elmwood Avenue, Cranston, R. I. 02907, U.S.A. Phone (401) 781-6500. TWX 710-381-6413.

**ELMWOOD
SENSORS**

INFORMATION RETRIEVAL NUMBER 50

LOW-COST SENSOR
... offers efficiency



AC
+
Vs
Hz
ohm
mA

Send for complete catalog

Electro Corp., 1845 57th St.,
Sarasota, Fla. 33580. (813) 355-8411
Less than \$2.00 in quantity: Stock


Model 3022 Magnetic Sensor with
7/16-20-UNF-2A plastic threads pro-
vides a minimum of 20V. peak-to-peak
output at 1,000 inches-per-second.
Sensor is ideal for large volume OEM
applications where low-cost is a con-
sideration. Two 18" PVC lead wires
are provided.



YES... WE'VE BEEN BUSY!
This honey of a new product is but one of
many — look for more in the New Product
Sections of your favorite publications.

INFORMATION RETRIEVAL NUMBER 52

KNOB KNOW-HOW



We know how to build quality and attractive styling into our knobs & dials. We've been doing it for more than 30 years.

**ROGAN
CORPORATION**

Telephone (312) 498-2300
3455 Woodhead Drive, Northbrook, Illinois 60062

INFORMATION RETRIEVAL NUMBER 51

WHO MAKES WHAT & WHERE TO FIND IT

Volume 1 of **Electronic Design's GOLD BOOK** tells all. And, when you look up an item in its **PRODUCT DIRECTORY** you'll find each manufacturer listed **COMPLETE WITH STREET ADDRESS, CITY, STATE, ZIP AND PHONE.** Save time. There's no need to refer elsewhere to find missing information.

IT'S ALL THERE
in
**Electronic Design
GOLD BOOK**

ELECTRONIC DESIGN 2, January 18, 1975

FOR PEOPLE WHO WANT TO READ ALL ABOUT IT!



We have nothing less than a fully illustrated, systematic, easy-to-use survey of the entire field of data management as it exists today. It covers it all, from A to Z, so it's for everybody. The programmer tightening up his files. The analyst working out a workable timesharing program. Top management needing industry-wide perspective on competitive system designs.

It's a rare publication that takes a unique "blueprint approach" to current know-how. Beginning with the single data item as the first building block in total system design. And progressing through specific techniques for data structures, streams, files . . . total hardware and operating system control . . . the latest advances in timesharing and multiprogramming . . . system modeling and simulation . . . complete

designs for various types of commercial accounting and document-oriented storage and retrieval systems. It all adds up to a vast and impressive "top to bottom" view.

And it does it all in fresh, jargon-free language, with scores of illustrations and diagrams for a rapid, visual grasp.

Whether you use it as an on-the-job manual, as a desk-top reference, or as a conference room companion with all the answers, it's an indispensable tool guaranteed to broaden your perspective and practical skill in a field that knows no limits to growth and progress. And generally give you the professional confidence that comes from knowing just about everything that's going on.

#5100-X, 6 x 9, 300 pages, cloth \$14.95

To Order:

Circle the **Information Retrieval Number** to order your 15-day free examination copy of **Data Management for On-Line Systems** by David Lefkowitz. At the end of that time please remit payment or return the book with no further obligation.



Hayden Book Company, Inc., 50 Essex Street, Rochelle Park, N. J. 07662

Job ratings hinge on mutual commitment

between engineers and their managers in this method of evaluation. It's designed to align personal goals with those of the company.

Someone once said that although we all live under the same sky, we don't all share the same horizon. Perhaps that's one reason why our company uses an evaluation program called "Key Responsibilities and Work Objectives." It's a method by which our engineers make a mutual commitment with their managers to align their goals and objectives with those of the company.

Any work-measurement approach has subjectivity problems, but these are far outweighed by the benefits of our program, which does the following:

- Forces the engineer and his manager to plan his work at least a year ahead.
- Helps recruit top engineering talent.
- Helps develop supervisors and managers.
- Enables management to administer compensation more fairly.

We all like to know what's expected of us. A more congenial environment is created if the engineer knows what his task is, how he fits into the over-all picture and how he's going to be evaluated.

Applying weights and measures

As we develop the evaluation program for each engineer, we assign percentage weights to each of his responsibilities and work objectives, so he fully realizes the importance of each and knows which one to spend most of his time on.

The weighting can vary greatly. For example, some engineers are outstanding technically; they can finish a design in three months. Often, however, they want to improve on the design for another three months. So we would give a technically superior man a 10% weight factor in technical development and a 40% weight factor in meeting schedules.

If the man is an experienced manager, the weights of his responsibilities may break down something like this: 25% in assisting marketing and booking new business in his technical area; 5% in profitability of that business (because, let's

say, he's already profit-oriented); 25% in recruiting and training technical people for production work in his technical area; 15% in supporting other engineering people, and 30% in meeting deadlines.

The weight factors are based on the importance of the responsibility, not on the man's need to improve. If there are areas where the man has to improve, we identify them separately. The manager who's evaluating that engineer or supervisor places high importance on whether his subordinate accomplishes those tasks with the highest percentage of responsibility. It's extremely important that they agree at the first of the year on what is important, so the man being rated won't be shocked at salary and promotion time.

We've adopted job descriptions for certain tasks, and they don't change as long as the job doesn't change. For example, the chief draftsman has to supervise the draftsmen, increase efficiency and work toward fewer design changes. Key responsibilities and work objectives are in addition to this job description.

After the key responsibilities and work objectives are agreed on between the engineer and his manager, a year later the engineer writes his own accomplishment report against that agreement. The manager also writes an accomplishment report and weighs the engineer's accomplishments against each work objective on a scale of one to eight—from unacceptable to outstanding performance. At top management we multiply that scale factor of accomplishment against its weight factor and total all the weights. That total gives us a figure that we can convert to a per-cent increase in salary.

Our engineers are aware of this process. We discuss it openly with them and show it to them. If they disagree with our ratings or with our performance appraisal when we compare accomplishment reports, we like to know why. Usually the engineer is harder on himself in his report than we are.

Realistic goals encouraged

One nice thing about our evaluation program is that we can tailor the work objectives of the

Leslie W. Chapin, Vice President, Beckman Instruments, and Manager, Helipot Div., Fullerton, CA 92634.

engineer for the next 12 months. If he's a junior engineer and would like more practical experience, we can put more weight on lab programs, environmental testing programs and suitable course work. As he progresses in the organization, we can broaden his objectives to include scheduling and budgeting a project; conducting design reviews with the manufacturing people; interfacing with customers in the field, and training with some of the technical specialists in the marketing organizations.

Another benefit of the program is that it forces the engineer to think of his own long-range goals. We ask each man where he'd like to work—as a technical man or in general management some day. Those are hard questions to grapple with, and we try to help the engineer decide. Sometimes we take two weeks to develop a man's main

goals. When that's done, we try to put him in an area that will be a stepping stone to that objective.

If he's unrealistic and sets a target that we feel he won't reach, we try to straighten him out. For example, a talented, clear-thinking man who wants to be a general manager may have personality problems and may be unsuitable for managing people. But he may be a super manager of information systems, where he can develop disorganized inputs into flow charts for a computer.

A good recruiting tool

The system also has been a good recruiting tool. We often shoot for the bright engineer who is five or six years out of school, who's decided what part of engineering he's interested in and

Leslie W. Chapin and Beckman Instruments, Inc.

In a little over a score of years, Leslie Chapin worked his way up to his present position—vice president of Beckman Instruments and manager of the Helipot Division. He had served as assistant division manager since 1972. Earlier he held a series of engineering and technical management positions in the company.

The division Chapin is responsible for develops and manufactures a variety of electro-products, including precision and trimming potentiometers, microcircuits and digital electronic displays. Established in 1934 by its chairman, Dr. Arnold O. Beckman, the company also makes components and related products for medical, industrial, environmental and scientific applications. It employs over 7400 people in the U.S. and abroad.

Chapin is a member of IEEE and the Instrument Society of America. He's a former regional director of the International Society of Hybrid Microcircuits.

He majored in Electrical Engineering at Iowa State College and served as an electronics instructor in the U.S. Navy and at Fullerton College. Chapin is a graduate of the U.C.L.A. Executive Program.

He resides in Fullerton with his wife and two daughters.



who's usually working for his second company.

This engineer is happily surprised when we tell him that we have a formal rating system that tells him what we want him to do in the next year. Invariably the man says something like this: "That's the first time any one ever told me 12 months in advance how I was going to be measured. I feel so much better coming into your organization, because the last three years I was never sure how I was doing. My employers paid me well, but I never knew why."

We also develop managers and supervisors with this program. A supervisor can have one technician reporting to him or, if he's a project engineer, three other engineers, a draftsman and a technician. The first time I get a set of "key responsibilities and work objectives" from a fledgling supervisor, they're all the same—short in length. They're also similar. I refuse to accept these reports. I tell this new supervisor that since no two men are the same, their goals and objectives cannot be the same. I ask him to tell me the strengths and weaknesses of those he is supervising and what are the most important things he wants each to do.

Sometimes the supervisor will write a very brief evaluation on each of his men, saying nothing that is positive or negative. He'll say his men need more experience. I won't accept that report primarily because it doesn't offer constructive evaluation of a man's performance.

I insist that there's something that each man can improve on in each appraisal. The supervisor will say, "I don't know anything that won't make him mad." I tell the supervisor that if he's holding a man back for any reason, he owes it to him to tell him what it is. That's what we're paid for as managers, and whether we're right or wrong, if we're influencing the man's compensation and development, we owe it to him to tell him how we feel. If the supervisor disagrees, then he should tell me why I'm wrong. If he agrees, we'll work together to improve the evaluation.

Our rating system is a fair way to administer raises and promotions. When the engineer writes his own appraisal, he knows if he did a good job or a bad one. He knows that his boss' appraisal of him is based on measures they have mutually agreed on, rather than some measure the boss picked arbitrarily. Because of this, the engineer can accept a lower raise than he'd like if he sees he didn't quite measure up. He's also more receptive to learning how to improve.

If the economy forces reductions in staff, our rating system allows a manager to do a more objective job of cutting back. He can more easily sort the performers from the laggards. Before we had this program, a manager would identify

a certain engineer as outstanding and he had no objective basis for his judgment—it was merely his opinion. Often when that manager moved to another job, his replacement would identify the same "outstanding" engineer as a dumb-dumb. Our evaluation system has helped to minimize subjective appraisals, because we now agree on how to measure each man.

Every program has its problems

There are three major problems with the program that we must guard against:

1. It takes extra managerial effort to operate properly.

2. There is a tendency toward similarity in evaluation reports in larger groups because of a common review date.

3. The weights can cause disagreement if both parties to the agreement are not totally frank.

Every man must be reviewed once a year. Busy managers may not evaluate their subordinates' work as often as they should during the year. A frequent complaint of the engineers is: "If you'd just told me that I wasn't working toward my work objective at the three or six-month point, maybe I could have done something to improve. Now it's too late. I'll get half the raise I should have because you didn't monitor me."

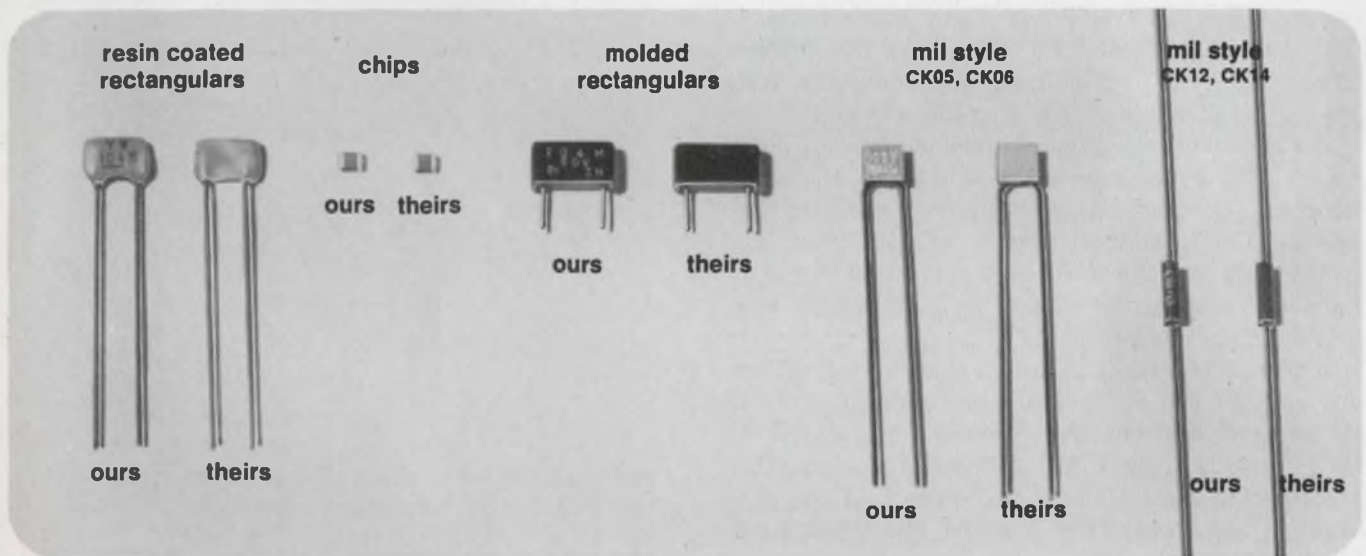
We've found that managers should tell their people at least once each quarter how they think they're progressing.

The day on which we write all of the responsibilities and objectives for our total engineering staff is Nov. 1, and the problem here is that all of the reviews may start to sound alike. What sometimes happens is that the manager will make a few changes in last year's review, and it reads like the one he turned in the previous year. We have to take pains to ensure that each review is a fresh one.

Finally, the manager and his subordinate sometimes have trouble agreeing on the weights at the end of the year. I may want one of my managers, or he may want one of his engineers, to accomplish certain work objectives that secretly the subordinate doesn't think he can accomplish in a year. The only cure for that is to encourage full frankness on the day of commitment.

I like the program. We can accommodate change as long as it isn't totally undisciplined and without direction. Our program gives us direction and organization. A technology-based company has to capitalize on its innovations, which are developed by people—the best people it can find. If we don't have a good program to make those creative people comfortable, we're not going to keep them. ■■

there **is** a difference in monolithic ceramic capacitors!



But, you'll never find it in a photo! The difference that counts is inside . . . performance and reliability backed by over thirty years of experience in the design and manufacture of ceramic capacitors and materials. This is the difference that makes Murata monolithics different. What's more there's a capacitor in our line for virtually every application requirement . . . our deliveries are on time . . . *and* our prices are competitive. Write or call our brand new Georgia capacitor facility and we'll be happy to send you everything you need to know about Murata monolithics.



Rockmart, Georgia 30153 • Phone: 404-684-7143 Telex: 54-2999

INFORMATION RETRIEVAL NUMBER 45

Precision voltage reference easily converts to a current limiter

A single resistor added to an IC voltage-reference source can form a simple, two-terminal current limiter. It can be set to a precise current limit. The temperature performance of the circuit, when an AD580 is used, is comparable with that of the best FET current-limiter diodes (about $\pm 0.1\%$) and is improved when the voltage output is loaded with a stable resistor.

The AD580 low-voltage reference has an operating input voltage range of 4.5 to 40 V, which becomes the compliance range of the current limiter. The standby current of the reference circuit—about 1 mA—is the minimum limiting current. This can be raised by applying a load to the reference output.

In Fig. 1 the positive and negative voltage input leads of the IC become the two terminals of the current limiter. The dynamic impedance of the circuit is over 1 M Ω . When a load resistor is connected across the 2.5-V output of the reference, the current flow between the input leads increases.

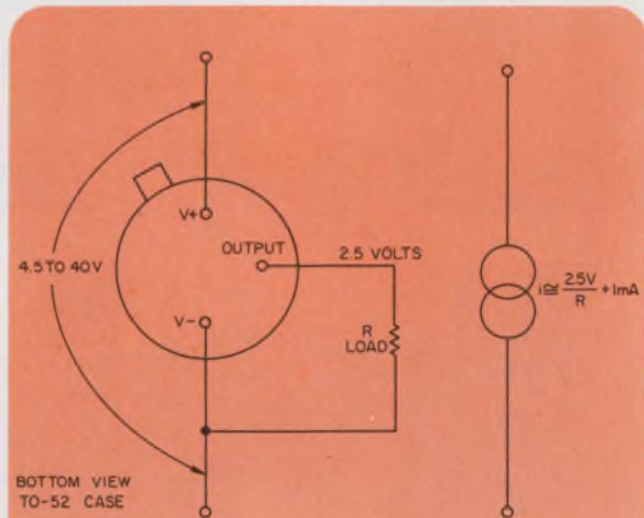
The IC stabilizes the voltage across the load by drawing current from the input. For example, a 1-k Ω resistor connected across the 2.5-V reference output draws 2.5 mA. This current comes from the input leads and adds to the standby current. The total resulting limit current is then 3.5 mA.

A variable load resistor can adjust this current. This is an important advantage over FET limiter diodes, which cannot be adjusted.


The standby current of the IC has a temperature characteristic of about $+1.3 \mu\text{A}/^\circ\text{C}$, or $0.13\%/^\circ\text{C}$ of 1 mA. With a 200- Ω load, the total current is over 13 mA and the temperature coefficient reduces to $0.01\%/^\circ\text{C}$. When both high current and high voltage are applied, temperature rise may reduce the current limiter's dynamic impedance slightly.

A. Paul Brokaw, Director of Advanced Product Development, Analog Devices, Semiconductor Div., Route 1 Industrial Park, P.O. Box 280, Norwood, MA 02062.

CIRCLE No. 311



1. The current in the two-terminal current limiter is adjusted by the resistor across the 2.5-V output of the voltage reference. This resistor also reduces the circuit's relative temperature coefficient.



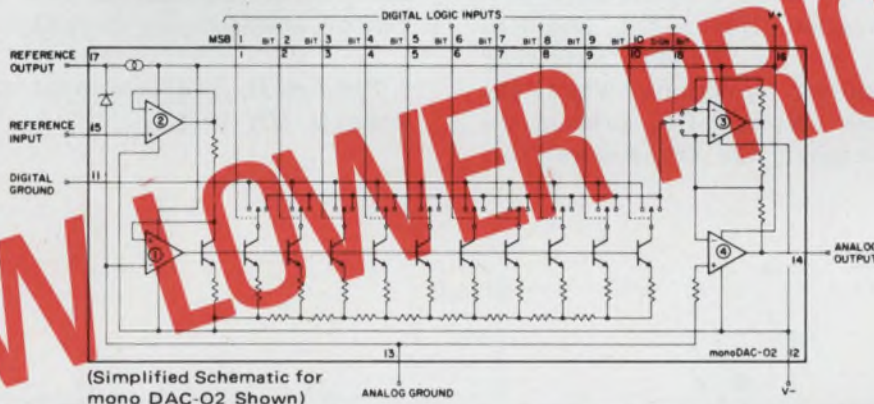
2. Curve-tracer photograph shows the circuit's current-limiting action for currents of 1, 2, 3, 4 and 5 mA. Note that this unit operates properly well beyond the AD580's rated 40-V maximum.

COMPLETE

10 BIT DAC

ON A SINGLE CHIP!

SIMPLIFIED SCHEMATIC AND PIN CONNECTION DIAGRAM



(Simplified Schematic for mono DAC-02 Shown)

NEW LOWER PRICES!

A complete 10-Bit plus Sign D/A Converter on a single chip! No need to add complex external precision voltage references or output operational amplifiers . . . it's all there, tested and ready to go . . . and, every device is 100% tested for monotonicity at 0°, 25° and 70°C and receives a 72 hour high-temperature powered burn-in to insure the ultimate in quality and reliability. The monoDAC-02's flexible Sign/Magnitude coding allows use in both unipolar and bipolar applications and the

logic inputs are compatible with TTL and CMOS levels . . . external reference capability further broadens application versatility. The monoDAC-02 provides fast 1.5 μ sec settling, low 225mW power consumption and puts it all together in a compact 18-pin DIP . . . and the best part of the story is monoDAC-02's new, lower prices . . . they're waiting for you at your Precision Monolithics stocking distributor . . . call him today!

	Resolution	Monotonicity (Guaranteed, 0° to 70°C)	Price @ 100 pcs.
monoDAC-02DDU1	10-bits + sign	7-bits	\$15.00
monoDAC-02CCU1	10-bits + sign	8-bits	\$20.00
monoDAC-02BCU1	10-bits + sign	9-bits	\$30.00
monoDAC-02ACU1	10-bits + sign	10-bits	\$60.00



1500 SPACE PARK DRIVE, SANTA CLARA, CALIFORNIA 95050
TEL. (408) 246-9225 • TWX 910-338-0528 • CABLE MONO

AUTHORIZED DISTRIBUTORS:

NEW YORK METROPOLITAN AREA Harvey Radio, Woodbury, N.Y.: (516) 921-8700 • NEW ENGLAND AREA Gerber Electronics, Dedham, Mass.: (617) 329-2400 • UPSTATE NEW YORK Harvey Federal Electronics, Binghamton, N.Y.: (607) 748-8211 • NORTHEAST Newark Electronics, Woburn, Mass.: (617) 935-8350 • BALTIMORE-WASHINGTON Whitney Distributors, Baltimore, Md.: (301) 944-8080 • PENNSYLVANIA Hallmark Electronics, Huntingdon Valley, Pa.: (215) 355-7300 • Pioneer/Pittsburgh: (412) 391-4846 • MICHIGAN RS Electronics, Detroit, Mich.: (313) 491-1000 • SOUTHEAST Kirkman Electronics, Winston-Salem, N.C.: (919) 724-0541 • EAST CENTRAL Pioneer/Cleveland, Cleveland, Ohio: (216) 587-3600 • Pioneer/Dayton, Dayton, Ohio: (513) 236-9900 • CENTRAL Hallmark Electronics, Elk Grove Village, Ill.: (312) 437-8800 • Minneapolis, Minn.: (612) 884-9056 • St. Louis, Mo.: (314) 521-3800 • TEXAS-OKLAHOMA Sterling Electronics, Houston, Texas: (713) 627-9800 • Dallas, Texas: (214) 357-9131 • SOUTHWEST Sterling Electronics, Albuquerque, N.M.: (505) 345-6601 • Phoenix, Ariz.: (602) 258-4531 • WEST Westates Electronics Corp., Chatsworth, Calif.: (213) 341-4411 • Sunnyvale, Calif.: (408) 733-8383 • Intermark Electronics, Sunnyvale, Calif.: (408) 738-1111 • Denver, Colo.: (303) 936-8284 • Salt Lake City, Utah: (801) 486-3411 • San Diego, Calif.: (714) 279-5200 • Santa Ana, Calif.: (714) 540-1322 • Almac-Stroum, Seattle, Wash.: (206) 763-2300 • Portland, Ore.: (503) 292-3534 • CANADA Intek Electronics, Vancouver, B.C.: (604) 324-6831.

High-speed switch handles $\pm 400\text{-V}$ peak and is controlled by logic levels

The high-voltage switching circuit shown can switch up to 400 V of either polarity at a rate in excess of 100 kHz. The photographs show output-voltage waveforms obtained across a 10-k Ω load for switching rates of 1 kHz and 100 kHz. The signal source was a 60-Hz, 340-V-peak sine wave.

If the ground side of a high-voltage load is inaccessible, or if switching at this point is undesirable, then the switch must be floated on the high side of the load, as shown.

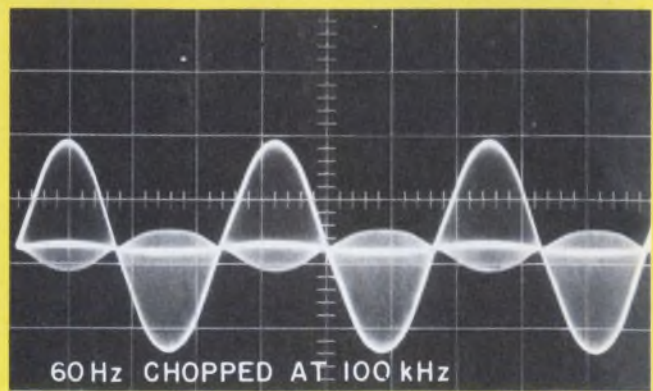
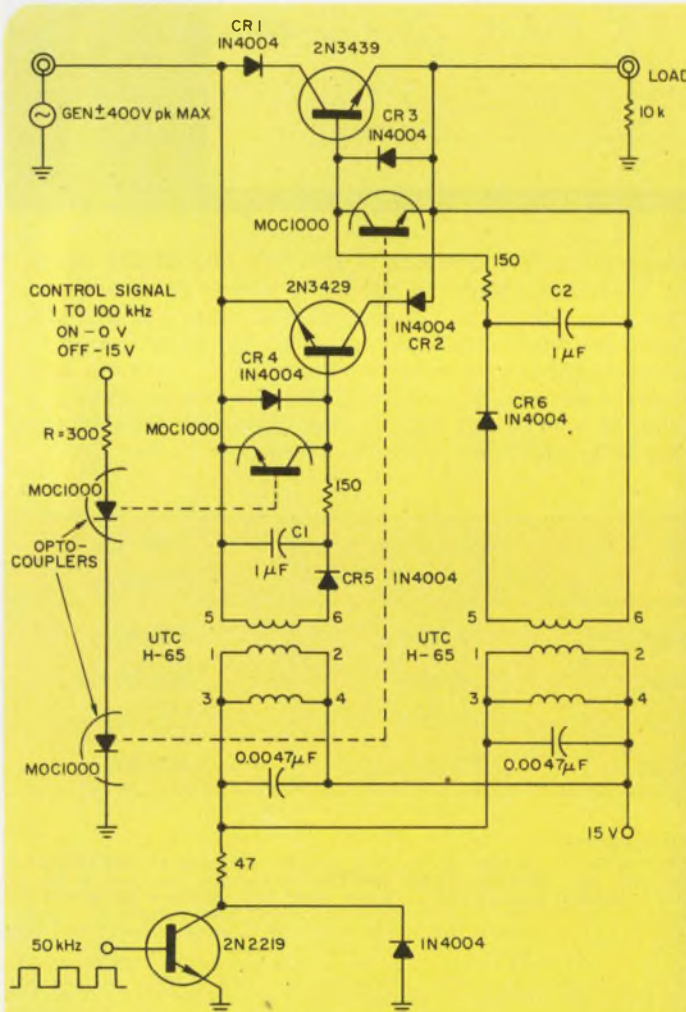
Optical couplers and pulse transformers provide the needed isolation. Diodes CR₃ and CR₄ prevent breakdown of the 2N3439 switching transistors' base-emitter junctions when the switch is off. Diodes CR₁ and CR₂ prevent reverse conduction through the transistors' forward-biased collector-base junctions.

The 2N2219 transistor with its 50-kHz input provides bias for the switching transistors via the transformers, rectifiers CR₅ and CR₆, and filter capacitors C₁ and C₂.

The circuit was originally developed to disconnect a sensitive measuring device from high voltage ac in the event that the instantaneous value of the ac exceeded a preset limit. Shunt protection could not be used. This high-voltage, high-switch-rate, isolated switch should find many other applications. One could be in high-voltage power-supply regulators.

Stephen D. Anderson, 5761 33rd Ave. S., Minneapolis, MN 55417.

CIRCLE NO. 312



Isolation in this high-voltage switch is provided by optical couplers and pulse transformers.



Get all four basic types of fixed resistors from Panasonic.

1. Hot molded carbon composition fixed resistors from Panasonic have an extremely high degree of resistance value stability. They are all uniform so you can design with dependability. Solidly built with superb appearance, Panasonic hot molded carbon composition resists cracking, gives you reliable performance. They are extremely small and light to give you design flexibility. Especially in digital circuitry where good pulse characteristics are necessary.

2. Carbon film resistors have proven stability. The carbon film is formed on the surface of high-grade ceramic cores. These resistors are all grooved and painted according to value. They have long product life and low noise level. Their superior coating provides excellent insulation and protection from humidity.

3. Precision type metal film resistors have a very wide range of operating temperatures. From -55°C to $+150^{\circ}\text{C}$. Panasonic's precision type metal film resistors operate within reliable resistance tolerances, from $\pm 1.0\%$ to $\pm 5.0\%$. Panasonic's newly developed epoxy resin coating gives them excellent resistance to humidity.

4. Flame-proof metal oxide film resistors are made with superior metal oxide film. This film is formed on heat proof, non-alkaline ceramic materials to provide flame-proof insulation. These Panasonic resistors deliver high frequency performance with little current noise. Very stable, they have a maximum operating temperature of 70°C .

All are readily available. All at a reasonable price. All made with the kind of quality that delivers high performance. It's what you expect from Panasonic. For more information on Panasonic fixed resistors, fill out this coupon.

Matsushita Electric Corp. of America, E.D-6
Industrial Division, 200 Park Avenue, N.Y., N.Y. 10017

Please send fixed resistor literature.

Please have representative call.

Name _____

Title _____

Company _____

Address _____

City _____ State _____ Zip _____

Panasonic Electronic Components
our technology is all around you

Operate a 555 timer on a ± 15 -V supply and deliver op-amp compatible signals

The versatility of a 555 timer can be increased if its operating voltage range is widened to that of most op amps— ± 15 V. Only a few extra components are needed to let the timer provide bipolar output swings of up to ± 11 V when operated from ± 15 -V supplies.

To get this output capability and dual-supply operation, generate a floating, differential voltage across the supply terminals of the 555. Resistors R_1 , R_2 , R_3 , R_4 , and transistors Q_1 and Q_2 form a voltage-shifting network that develops the necessary voltages (Fig. 1).

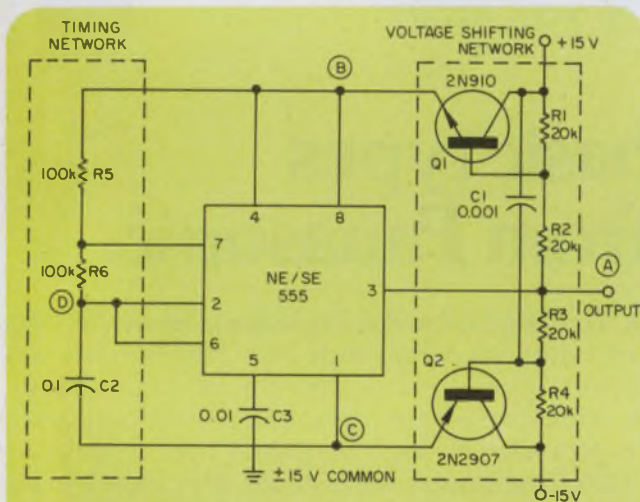
With the timing-circuit components shown, the timer produces a bipolar output waveform (Fig. 2a). The waveforms at power-supply terminals B and C are not bipolar but do maintain a

constant voltage difference between the two terminals. Voltage across the timer thus never exceeds 12 V, but the output can swing from -11 to $+11$ V.

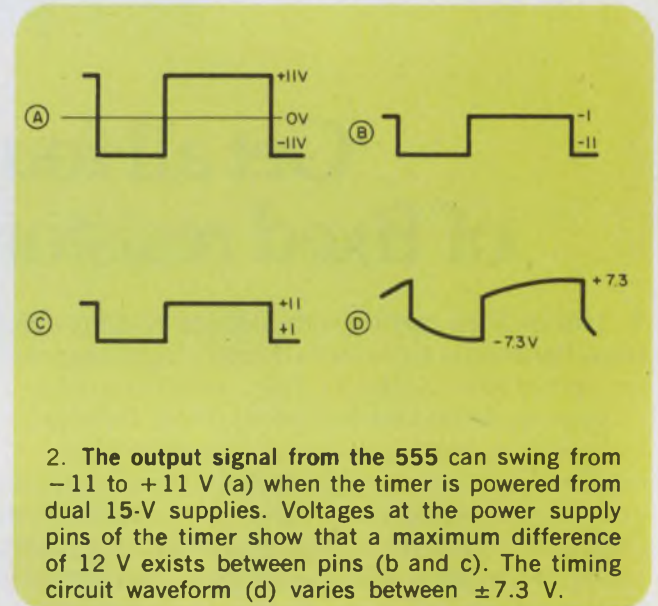
Capacitor C_1 is included to suppress high frequency oscillations that can occur when the timer output switches from a low to high voltage or vice versa. The manufacturers' suggested timing network (R_5 , R_6 , C_2) offers astable operation, as shown by the voltage waveform generated at point D of the circuit (Fig. 2d). Note that unsymmetrical timer outputs can be generated if you modify the R_1 , R_2 , R_3 , R_4 network.

Surjan Dogra, Electrical Engineer, Burroughs, Mount Bethel Rd., Warren, NJ 07060.

CIRCLE NO. 313



1. The 555 timer can be given expanded output capability by an increase in the operating voltage span.



2. The output signal from the 555 can swing from -11 to $+11$ V (a) when the timer is powered from dual 15-V supplies. Voltages at the power supply pins of the timer show that a maximum difference of 12 V exists between pins (b and c). The timing circuit waveform (d) varies between ± 7.3 V.

IFD Winner of September 13, 1974

Marvin J. Moss, PhD., M.J. Moss and Associates, Box 28601, Atlanta, GA 30328. His idea "Voltage Monitor Uses LED Indicators to Show Out-of-Tolerance Voltage" has been voted the Most Valuable of Issue Award.

Vote for the Best Idea in this issue by circling the number for your selection on the Information Retrieval Card at the back of this issue.

SEND US YOUR IDEAS FOR DESIGN. You may win a grand total of \$1050 (cash)! Here's how. Submit your IFD describing a new or important circuit or design technique, the clever use of a new component or test equipment, packaging tips, cost-saving ideas to our Ideas for Design editor. Ideas can only be considered for publication if they are submitted exclusively to ELECTRONIC DESIGN. You will receive \$20 for each published idea, \$30 more if it is voted best of issue by our readers. The best-of-issue winners become eligible for the Idea of the Year award of \$1000.

ELECTRONIC DESIGN cannot assume responsibility for circuits shown nor represent freedom from patent infringement.

IF WE CAN'T MAKE YOUR MINICOMPUTER SYSTEM DO MORE WORK FOR LESS MONEY, NOBODY CAN.

When we introduced the SPC-16, we promised it would be the world's most powerful, versatile, cost-effective family of minicomputers.

It was. It still is.

The SPC-16 isn't the lowest priced hardware you can buy. But it will give you the lowest cost solution.

Through advanced systems architecture, simplified interfacing and a powerful instruction repertoire, the SPC-16 allows you to minimize programming, interfacing and memory costs no matter what size your system is.

Six mighty minis.

The SPC-16 family consists of six minicomputers offering a choice of three memory cycle times (800ns, 960ns and 1440ns), memory expansion to 128K using efficient 16K boards, and two different packaging configurations.

If you build a system around the SPC-16, it will do more work for less money than any other system you could build.

And that translates into more profits.

We know it for a fact. In the past few years, we helped a lot of OEMs get the edge on their competition by designing our product into their products. We helped a lot of end users solve a lot of tough, tight-budget applications. And, we produced some cost-effective systems of our own.

Two hard working systems.

Take RTOS II for example. It's a multi-programming system offering real-time event driven foreground processing concurrent with background job development and computation.

You couldn't buy a better price/performance solution for applications such as process control, data acquisition, laboratory research, material handling, communications or overall manufacturing automation.

We also built a powerful disk-based general purpose system around the SPC-16. DBOS II lets you do more computation with less memory, in far less time, at a lower price than any system on the market. It offers both scientific and commercial languages and a combination of interactive and batch operation.

This system is perfect for service centers, research and development groups and system house dedicated applications.


That's the short form.

To really appreciate how much power we can deliver for your money, write for our book

"The Value of Power." It will give you the facts to back up our claim:

If General Automation can't make your system do more work for less money, nobody can.

Write General Automation, 1055 South East Street, Anaheim, California 92803. Or call (714) 778-4800. In Europe, write General Automation, S.A., 24 rue du Sergent Bauchat, 75012 Paris, France. Telephone (1) 346/7973. In Canada, write G.A. Computer Ltd., 880 Lady Ellen Place, Ottawa K1Z5L9, Ontario. Telephone (613) 725-3626.



POWERFUL MINICOMPUTERS BY GENERAL AUTOMATION

Higher efficiency for avalanche diodes

Unusually high efficiency of gallium-arsenide avalanche diodes has been observed in experiments at the University College in London, England. The efficiency, above that predicted by the Read sharp-pulse approximation, is due to wide variations in the depletion-region width during r-f cycles, particularly at large signal levels, according to University College researchers.

The variation in depletion-region width is termed "depletion-width modulation." X-band diodes with

this effect have been found to give output powers of 8 W at efficiencies of about 40%.

In silicon diodes power losses due to undepleted material swamp the advantages of width modulation of the depletion region. Also the voltage under oscillating conditions is very near the punch-through level, in silicon units whereas gallium-arsenide devices operate at well below punch-through voltages. As a result, losses in the arsenide devices are reduced.

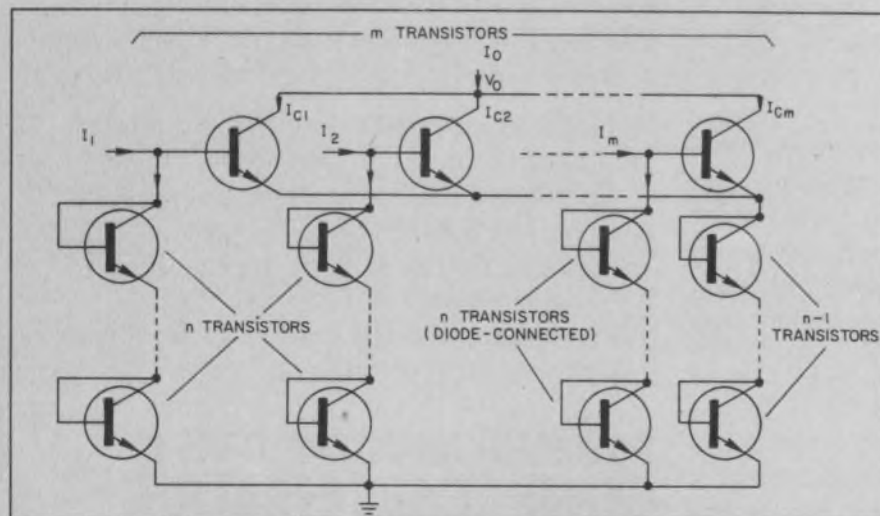
Bipolar transistor arithmetic array

A low-cost and simple alternative to the usual method of using multiplier and summer circuits for solving mathematical expressions has been developed at the University of Sheffield in England. Designers there have produced a bipolar transistor circuit that can perform the following operation:

$$\sum_{i=1}^m \left\{ (X_r)^2 \right\}^{1/2}$$

Solution to this expression is often required in instrumentation, where X_r represents a current or voltage proportional to a variable.

The Sheffield design, which can be fabricated on a single monolithic chip, requires transistors with the Beta parameters matched to within $\pm 5\%$. The number of transistors needed to perform the mathematical operation is given by $2(m + L) + (m - 1)$.



For the Sheffield circuit in which $m = 3$, 10 transistors were needed.

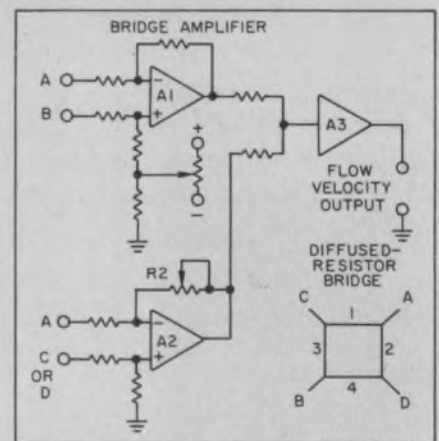
The circuit shown in the figure can handle arithmetic of the general form:

$$I_o = \left\{ \sum_{i=1}^m (I_r) n \right\}^{1/2}$$

In this circuit, if $n = 2$ the number of transistors is 10. Typical problems for which these circuits would be used include: (1) determining the total harmonic distortion from component harmonic amplitudes; and (2) finding the magnitude of a vector from its separate coordinates in two or three dimensions—vector addition.

Sensor and processor on one chip


A flow-measuring sensor small enough to be incorporated with an integrated signal-processing circuit on the same chip has been designed in the Electrical Materials Laboratory at the University of Delft, in the Netherlands. The sensor is a Wheatstone bridge comprising four resistors diffused on a $50\text{-}\mu\text{m}$ -thick, n-type, silicon chip. The resistors lie close to the edges of the chip which is 1.5 mm^2 . The bridge circuitry is in the center of the chip.




When the sensor is placed in moving air with the chip parallel to the flow, the two bridge resistors lying across the flow are cooled more than those parallel with it. The bridge senses the resistance change of the diffused resistors. Bridge-unbalance current is amplified to indicate airflow velocity. The bridge circuit is designed to compensate for ambient-temperature changes.

When RFI problems get sticky, try **stickn** fingers®

Attaches faster, shields better than anything else!




SERIES 97-500 The original Sticky Fingers with superior shielding effectiveness.



SERIES 97-510 Provides even better magnetic shielding with Magnefil® insert strips.




SERIES 97-555 New Single-Twist Series for use when space is at a premium. Measures a scant $\frac{3}{8}$ " wide.



SERIES 97-560 New $\frac{1}{2}$ " wide Double-Twist Series, ideal for panel divider bar cabinets.

Now you can specify the exact type beryllium copper gasket that solves just about every RFI/EMI problem. Perfect for quick, simple installation; ideal for retro-fitting. Self-adhesive eliminates need for special tools or fasteners. Write for free samples and catalog.




INSTRUMENT SPECIALTIES COMPANY, Dept. ED-65

Little Falls, N.J. 07424

Phone—201-256-3500 • TWX—710-988-5732

"THE SOURCE" SINCE THE FIRST ONE...



FROM LOW COST COMMERCIAL TYPES TO QPL APPROVED UNITS, DIGITRAN MAKES THE MOST COMPLETE LINE OF DIGITAL SWITCHES IN THE WORLD.



SERIES 29000 ECONOMY MINISWITCH*

The high quality economy switch...it's dust and moisture proof.

- 10 or 12 Dial Positions
- A unique strap assembles modules and end brackets into a complete unit...without tools



SERIES 23000 SNAP-IN SLIMSWITCH

The leading economy Digital Switch

- 10 Dial Positions
- Costs less to assemble...no tools needed
- Costs less to install...snaps into panel
- Uses less space too...only .315" (8mm) wide



SERIES 9000 and 19000 DIGISWITCHES*

The sealed versions of the Series 300

- 8, 10, 12, 16, or 24 Dial Positions
- Qualified to meet MIL-S-22710/12
- Series 9000 is environment proof, Series 19000 is dust proof.



SERIES 8000 MINISWITCH*

The miniaturized version of the Series 300

- 8, 10, 12, or 16 Dial Positions
- For general purpose use where panel space is limited and where quality and reliability are needed in a small switch



SERIES 200 and 700 MINISWITCHES*

Miniaturized switches for hostile environments


- 8, 10, or 12, Dial Positions
- Qualified to meet MIL-S-22710/15 and /20
- 200's have potted leads and 700's have potted PCB terminations.



SERIES 24000 DIGILEVER

Bi-Directional lever actuated switches faster than pushbuttons

- 10 Dial Positions
- Qualified to meet MIL-S-22710/24
- Available sealed and lighted
- Excellent tactile feel



SERIES 28000 MINILEVER*

A MINISWITCH operated by a lever

- 8, 10, or 12, Dial Positions
- Lever moves only 90° to rotate dial 360°
- Best for positive, quick set/reset uses



SERIES 12000 MINIBUTTON

A pushbutton switch for hostile environments

- 8 or 10 Dial Positions
- Designed to meet MIL-S-22710/17
- Positive detent action
- Available sealed and lighted



SERIES 300 and 13000 DIGISWITCHES*

The original DIGISWITCH...first of its kind

- 8, 10, 12, 16 or 24 Dial Positions
- Qualified to meet MIL-S-22710/11 and /14
- Both the same except for mounting configuration
- More standard options than any other switches of their type

"THE SOURCE SINCE THE FIRST ONE" ...So if it's economy with reliability, breadth of line, quality and availability you're looking for; DIGITRAN is the "SOURCE".

MORE SWITCHES FROM THE
DIGITRAN[®]
COMPANY

Division of Becton, Dickinson and Company [80]
855 South Arroyo Parkway / Pasadena, Ca. 91105
Phone: (213) 449-3110 TWX 910-588-3794



There is a Digitran authorized distributor and a sales engineering group in your area. Just dial EEM (800) 645-9200 (toll free) to find out who they are.

See pages 2-800 thru 2-803 in the 1974-75 EEM Directory for more Digitran products.

DO YOU WANT MORE INFORMATION?

Dear Reader, please note: for more information about the products advertised on the opposite page, please return this card to The Digitran Company.

UNLESS OTHERWISE SPECIFIED YOU WILL RECEIVE MORE INFORMATION ABOUT THE ADVERTISED PRODUCT ONLY.

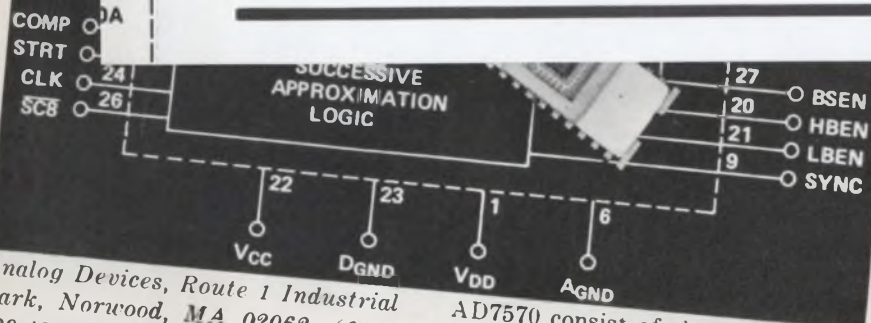
- DO YOU WANT MORE INFORMATION? Yes, send... a salesman to see me Digital Switch Catalog Short Form Catalog Digivider/Digidecade Catalog Codes Wall Chart Series 12000 Minibutton information Series 23000 Slimswitch Series 24000 Bi-Directional Digilever Information Series 25000 Economy Snap-In Thumbwheel Switch Information Series 28000 Lever Switch Information Series 29000 Economy Switch Information QPL Switches Other: _____
- Is the purchase of this type product anticipated? Yes No
If yes, what is the application? _____
- Is your requirement: current 1-3 months 3-6 months longer
- Estimated annual usage Under 100 100-500 500-1000 1000 or more
- Are you currently on our permanent mailing list? Yes No
- Do you want to be on our permanent mailing list? Yes No
- Are you responsible for: Design Specification Purchasing
- What is/are the end product(s) of your company, division, department?
 Instruments Computers/peripherals Communications (Non-digital)
 Industrial controls Medical electronics Avionics
 Transportation/Automotive Digital communication
Other: _____
- Have you purchased or specified switches of the type made by Digitran in the past? Yes No If yes, who's? Digitran Other

Name _____ Title _____
Company _____
Address _____
City _____ State _____ Zip _____
Phone (_____) _____

ED1/75 SOURCE D5-1-A

Thanks for your interest

The Digitran Company



Analog Devices, Route 1 Industrial Park, Norwood, MA 02062. (617) 329-4700. P&A: See text.

Though not the first analog-to-digital (a/d) converter to have 10-bit resolution, CMOS low-power dissipation or fast data-acquisition capability, Analog Devices' AD7570 is the first to offer these features on a single chip.

And the thin-film IC, which performs successive-approximation conversion, permits direct interfacing with commercially available LSI microprocessors that require an 8-bit byte.

Previously, only hybrid-IC or discrete-component converters have offered this combination of features. Competing IC versions employ an integrating-type of a/d conversion to provide digital display of relatively slow-changing analog values.

Other monolithic a/d converters that have preceded Analog Devices'

AD7570 consist of these three: the single-chip MC904 from Integrated Photomatrix (1101 Bristol Rd., Mountainside, NJ 07092); the MC1505 analog subsystem from Motorola Semiconductor (5005 E. McDowell Rd., Phoenix, AZ 85036); and the two-chip LD110/111 or LD111/114 (just announced) from Siliconix (2201 Laurelwood Rd., Santa Clara, CA 95054).

These models are primarily BCD converters, though the Motorola analog unit specifies up to 13 bits of binary data. Monolithic converters offer the advantage of reduced package count in DVM applications that call for typical display resolutions of 3-1/2 digits.

The new Analog Devices converter requires a comparator—such as the standard LM311—a reference voltage and a 15-V power supply. A 5-V supply is also needed if the CMOS-compatible circuit must be made TTL-compatible on its digital

three-state control logic on the chip provides up to 10 bits of data directly onto an eight-line micro-processor bus. This control also can be used to multiplex one converter with other AD7570s or I/O peripheral devices. Successive-approximation techniques achieve throughput rates of 50 kHz for the 10-bit output.

Through control and status lines, the converter supervises interface operations. One strobe line controls the two most-significant bits, while a second controls the remaining eight least-significant bits. A status, or ready, line keeps track of the conversion process, and it responds to inputs from a ready-enable line.

In addition to 10 parallel output lines, the AD7570 has a serial output line. Serial data are synchronized to the 10 positive edges of the clock signal. Both serial and parallel outputs—all are three-state lines—can be bussed with similar lines on other AD7570s.

A multiplying digital-to-analog converter in the chip's feedback loop permits ratiometric operation. The reference voltages may be switched for different full-scale ranges without the need for external amplifiers that would boost low-level analog inputs.

(continued on page 82)

a little A-300 goes a long way.



In high frequency transmission. RF power generation for industrial and research processes. RFI/EMI and general laboratory applications, too.

The Model A-300 is a totally solid state power amplifier, covering the frequency range of 0.3 to 35MHz with a gain of 55dB. Capable of delivering 300 watts of linear Class A power and up to 500 watts in the CW and pulse mode, the A-300 is the ultimate in reliability.

Although the unit is perfectly matched to a 50 ohm load, it will deliver its full output power to any load (from an open to a short circuit) without oscillation or damage.

Complete with power supply, RF output meter and rack mount, the A-300 weighs a mere 89 pounds and operates from ordinary single phase power.

High power portability goes a long way for \$5350.

For further information or a demonstration, contact ENI, 3000 Winton Road South, Rochester, New York 14623. Call 716-473-6900 or TELEX 97-8283 E N I ROC

ENI

The World's Leader
in Solid State
Power Amplifiers

SEE
Electronic Design's
GOLD BOOK
FOR COMPLETE
PURCHASING
INFORMATION

INTEGRATED CIRCUITS

(continued from page 81)

The chip's low differential non-linearity allows the manufacturer to guarantee no missing codes. Over the 0-to-75-C temperature range, all 1024 digital outputs will appear when the analog input is varied from minimum to maximum values. The AD7570 has a gain temperature coefficient of less than 10 ppm of full scale/°C.

The AD7570 (suffix L) comes in a 28-pin ceramic DIP and costs \$69 in quantities of 1 to 49. For \$52 an 8-bit version (suffix J) is offered in the same-size ceramic package and the same quantities. Both models cover a commercial-temperature range, and they are expected to be available in production quantities by April. Sample quantities are available from stock.

Analog Devices **CIRCLE NO. 304**

Integrated Photomatrix
CIRCLE NO. 305

Motorola Semiconductor
CIRCLE NO. 306

Siliconix **CIRCLE NO. 307**

Low-power S-TTL ICs provide replacements

Raytheon Semiconductor, 350 Ellis St., Mountain View, CA 94042. (415) 968-9211. \$2.20 to \$11.00 (100-999).

Two families of low-power Schottky-TTL ICs are direct plug-in replacements for the 54LS/74LS and 9LS TTL families. Devices in production now include eight gates, two multiplexers and four shift registers. Introductions in 1975 will begin with flip-flops, counters and inverters plus additional gate and multiplexer types. The company plans to have 62 low-power Schottky devices in production by the end of 1975. The LS series features typical gate delays of 5 ns and typical power consumption per gate of 2 mW. Hence, the speed-power product is only 10 pJ. Initial availability is in the ceramic dual in-line package. Flat packages will be available by special order only. Most types will also be available in beam-lead chip form in 1975.

CIRCLE NO. 308


Bipolar RAM dissipates low power

Fairchild Integrated Circuits Group, 464 Ellis St., Mountain View, CA 94042. (415) 962-3541. \$22 (100-999).

The 93L415, a 1024-bit Isoplanar static RAM, typically dissipates 200 mW with a maximum of 250 mW at 75 C. The new RAM has a typical access time of 80 ns in addition to standard TTL-output characteristics. The new unit achieves the same power dissipation as existing MOS static RAMs while maintaining a five-times speed advantage.

CIRCLE NO. 309

Bus driver/receiver simplifies interfaces




Teledyne Semiconductor, 1300 Terra Bella Ave., Mountain View, CA 94043. (415) 968-9241. \$2.16 to \$2.81 (1000).

The 6605 TTL quad bus driver/receiver allows subsystems to communicate over a common bus with increased speed and noise immunity. It also protects the system during subsystem power interruptions, and permits simplified bus and logic design. Drivers can sink 100 mA continuously and the receiver inputs are fully buffered. Absolute maximum currents are 150-mA bus current and 30-mA receiver output current. Receiver logic thresholds are 1.4 and 3.0 V, assuring noise margins 1.0 V greater than TTL margins (400 mV). Output nodal capacitance is a low 8 pF. Typical propagation delays range from 20 to 40 ns with a load of 450 pF and 50 Ω.

CIRCLE NO. 310

Four CMOS ICs count and divide



Siltek International Ltd., Airport Industrial Park, Bromont, Quebec JOE 1LO, Canada. (514) 534-2255. \$1.75 to \$3.00 (1000); stock.

CMOS multistage ripple-carry binary counters/dividers are offered in four circuits that have input-pulse shaping circuitry, reset capability and buffered outputs. The counters/dividers operate with a maximum clock frequency of 10 MHz at $V_{DD} = 10$ V and $C_L = 50$ pF. The SIL4024B consists of seven ripple-carry stages with buffered outputs. The SIL4040B consists of 12 ripple-carry stages with buffered outputs from each stage. The SIL4020B and SIL4060B have 14 ripple-carry stages with 12 and 10 buffered outputs, respectively. The SIL4060B has multiple-inverter and flip-flop circuitry for RC or crystal-oscillator configurations. Both MIL and commercial temperature-range versions are available.

CIRCLE NO. 320

IC drives stepper motors

N.V. Philips' Gloeilampenfabrieken, Elcoma Div., P.O. Box 523, Eindhoven, the Netherlands.

The SAA1027 monolithic stepper-motor driver performs all the necessary functions between data-information pulses and motor windings. The IC replaces discrete circuitry, and it yields up to 500 mA of direct unipolar drive to each phase of a 12 V, four-phase, two-stator stepper motor. Outputs are protected against transient spikes. The SAA1027 operates from supplies in the range of 9.5 to 18 V dc. Current consumption is 4.5 mA, excluding load current.

CIRCLE NO. 321

GET ON BOARD...

with TANTALEX[®] Low-Cost Solid Tantalum Capacitors

Sprague Gives You a Choice for Flexibility in Your Printed Board Designs.

DIPPED . . .

SPRAGUE TYPE 196D

Small size economical capacitors that utilize high-quality tantalum pellet construction. Conformal epoxy resin coating is highly resistant to moisture and mechanical damage. This capacitor has found wide usage in consumer and commercial electronic equipment. Operating temperature range, -55°C to $+85^{\circ}\text{C}$. Available in all popular 10% decade values from $0.1\mu\text{F}$ to $330\mu\text{F}$. Voltage range, 4 to 50VDC. Standard lead spacing, 0.125" and 0.250". For complete data, write for Engineering Bulletin 3545B.

INFORMATION RETRIEVAL NUMBER 298

MOLDED . . .

SPRAGUE TYPE 198D

Economically priced, molded-case Econoline[™] capacitors. Standard lead spacing, 0.100", 0.200", and 0.250". Tough, flame-retardant, crack resistant case has flattened section and polarity indicator for easy-to-read marking and error-free insertion. Fixed external dimensions allow increased productivity during assembly of PC boards. Designed for severe vibration and shock environment, where lead support alone is not adequate. Operating temperature range, -55°C to $+85^{\circ}\text{C}$. Capacitance values from 0.1 to $100\mu\text{F}$. Voltage range, 4 to 50VDC. For complete data, write for Bulletin 3546.

INFORMATION RETRIEVAL NUMBER 299

Call your nearest Sprague district office or sales representative, or write for the bulletins mentioned above to Sprague Electric Company, 347 Marshall Street, North Adams, Mass. 01247.

THE BROAD-LINE PRODUCER OF ELECTRONIC PARTS



Video converter delivers 8 bits at 17 MHz

ILC Data Device Corp., 105 Wilbur Pl., Bohemia, NY 11716. (156) 567-5600. \$3500 (1 to 9).

The Model VADC-8/17 video digitizer can accommodate full-scale changes from one 8-bit binary word to the next at rates up to 17 MHz. The unit is a complete analog-to-digital converter that contains its own integral sample-and-hold. The s/h circuit has an aperture jitter of less than 60 ps and aperture delay of 37 ns. The high impedance input (FET) accepts ± 2.5 -V signals (other ranges available) and the output delivers parallel positive true offset binary logic compatible with ECL/TTL. A 50- Ω line driver option is available. The high spurious harmonics signal-to-noise ratio (better than 45 dB from 0 to 5 MHz) results in minimum signal degradation due to the digitizing process. Offset temperature coefficient is $\pm 400 \mu\text{V}/^\circ\text{C}$ and gain tempco is $\pm 100 \text{ ppm}/^\circ\text{C}$ over the operating temperature range of 0 to 70 C. Operation with moderately degraded specs is possible from -55 to $+85$ C. Power requirements are +15 V at 180 mA, $\pm 1\%$; -15 V at 150 mA, $\pm 1\%$; +5 V at 600 mA, $\pm 3\%$; and -5 V at 1.8 A, $\pm 3\%$. The converter is mounted on four repairable printed circuit cards in a wraparound card file and measures only $4.5 \times 8.5 \times 3$ in.

CIRCLE NO. 322

Temperature controller handles 7-A loads



Sys-Tec, 877 Third St., SW, New Brighton, MN 55112. (612) 636-6373. \$52 (qty).

Model TC-118 temperature controller provides on-off switching within 5% of the dialed temperature. It uses a zero-voltage crossover solid-state circuit capable of handling up to 7 A. Dial accuracy is $\pm 2\%$; repeatability of switching point is $\pm 1\%$. The input circuit accepts a 676Ω NiFe resistance temperature detector, which may be field interchanged without recalibration.

CIRCLE NO. 323

Analog signal time delay handles 5 kHz inputs



Jasmin Electronics, Boston House, Abbey Park Rd., Leicester, LE4 5AN, England. £ 420.

An analog memory module can provide delay on analog signals. The unit has a minimum capability of handling one channel, storing 256 4-bit words and passing data at 5 kHz. The board can be expanded in both word length or storage capability. The minimal size board is 8×4 in., requires +5 V at 900 mA and can accept and deliver 0-to-10-V analog signals. The unit has an on board power switch to allow removal and replacement without disturbing main equipment.


CIRCLE NO. 324

F/v converter delivers 1 mV to 10 V

Teledyne Philbrick, Allied Dr. at Rte. 128, Dedham, MA 02026. (617) 329-1600. \$39.50 (unit qty.); stock.

A 10-kHz frequency-to-voltage converter, the 4714, delivers a 1 mV to +10 V output voltage. The output is a direct linear function of the 1 Hz to 10 kHz input frequency. With four decades of dynamic range and linearity of 0.08% of F.S., the 4714 is designed for use in FM demodulation equipment as well as wide range frequency monitors.

CIRCLE NO. 325



ANALOGY

GOTTA GET UP EARLY IN THE A.M. TO BEAT THE 3010 IC TONE ALARM. EXCEED ITS DC REFERENCE BY 5mV. AND IT TURNS ON BOTH AC AND DC. DC OUTPUT DRIVES TTL, LED OR LAMP LOADS. AC OUTPUT DRIVES A SPEAKER, LIGHT OR TONE. 5 TO 15V SUPPLY. LOW STANDBY CURRENT.

intech (INCORPORATED)
(408) 244-0500
1220 COLEMAN, SANTA CLARA CA 95050

200-A motor controller provides high power in a small package

RPM Industries, 6371 Arizona Circle, Los Angeles, CA 90045. (213) 670-4127. \$269.10 (1 to 9); 2 wk.

One quarter the size and one third the price of a comparable SCR motor controller, the RPMC-200 illustrates the advantages of using power Darlington transistors instead of SCRs. Made by RPM Industries, this 200-A motor controller is claimed to be the smallest, lightest and cheapest in its class.

The controller uses new 200-A, 120-V monolithic power Darlington transistors, made by RPM, as the power output devices. It is reportedly the most powerful monolithic Darlington on the market. Since it uses switching tran-



sistors instead of SCRs, this dc controller also avoids the problems of runaway that sometimes occur in SCR controllers. Runaway is when commutation circuitry fails and the SCRs don't turn off.

The controller uses a chopper circuit to control the speed of dc wound field or permanent-magnet

traction motors.

Current multiplication at low motor speeds increases the torque and efficiency of the motor at start-up and during acceleration. You can control the output power from the RPMC-200 by varying a potentiometer.

The efficiency far surpasses SCR controllers. While SCR controllers are rarely better than 90% efficient, the RPMC-200 has a 96% or better efficiency over its entire output current range.

Voltage can be varied from 6 to 60 V, and the chop rate is 400 Hz.

The case dimensions for the aluminum, finned casting are approximately 6 x 4 x 2 in., and the unit weighs 2 lb.

CIRCLE NO. 303

You don't have to buy a new car to get an electronic ignition.

Let's face it. After 37 years, even a Phantom III can use a lift. That's why I put a Delta Mark Ten B Capacitive Discharge Ignition on my Phantom . . . to give her a spark I'd pit against any '75 model car. I went to Delta because they aren't Johnny-come-latelys. Delta's been making electronic ignition systems for over a decade.

Whatever kind of car you drive, you can give it the same great Delta performance I gave mine.

- Mark Ten B Capacitive Discharge Ignition Systems are manufactured by Delta Products, Inc., a company with a conscience, and with a proven record of reliability both in product and in customer relations.

- The Mark Ten B really does save money by eliminating the need for 2 out of 3 tune-ups. Figure it out for yourself. The first tune-up or two saved pays for the unit, the rest is money in your pocket. No bunk!

- Because the Mark Ten B keeps your car in better tune, you actually can save on expensive gasoline.

- With a Mark Ten B, spark plugs stay clean and last longer . . . fouling is virtually eliminated.



I want to know more about Mark Ten B CDI's. Send me complete no-nonsense information on how they can improve the performance of my car.

Name _____

Address _____

City _____ State _____ Zip _____




DELTA PRODUCTS, INC.

P.O. Box 1147, Dept. ED, Grand Junction, Colo. 81501
303-242-9000

Mark Ten B,
assembled . . . \$64.95 ppd
Mark Ten B, kit . . . \$49.95 ppd

Standard Mark Ten,
assembled . . . \$49.95 ppd
Deltakit® . . . \$34.95 ood



3 Amp diffused silicon rectifiers

- 3A DC forward current (I_O)
- 100A & 200A $\frac{1}{2}$ cycle surge (I_{FSM})
- Controlled Avalanche series; 250V, 450V, 650V, 850V min. (V_{BR})
- 50V to 1000V (V_{RRM}) series.
- 200 nanosec recovery series (t_{rr})
- Complete line; 32 types.
- Epoxy encapsulated, axial leads.
- Only **.22¢** ea. (50V, 100A surge) 1000 qty.

Write for free sample

Design us in . . . we'll stay there

VARO SEMICONDUCTOR, INC.

P.O. BOX 676, 1000 N. SHILOH, GARLAND, TEX. 75040 (214) 272-4551 TWX 910-860-5178

INFORMATION RETRIEVAL NUMBER 58



MODULES & SUBASSEMBLIES

High resolution DACs handle up to 16 bits

Function Modules, 711 W. Seventeenth St., Costa Mesa, CA 92626. (714) 645-6001. From \$149; stock.

The 414/416/418 family of d/a converters can be connected for either current or voltage outputs. The 414 is available in a 14-bit version with a linearity of 0.003% and a tempco of ± 3 ppm/ $^{\circ}$ C. The 416 is available in a 16-bit or 4-digit BCD version with linearities of 0.002% and 0.005%, and tempcos of ± 2 or ± 3 ppm/ $^{\circ}$ C, respectively. The 418 is a 4-1/2 digit BCD converter with a linearity of 0.003% and a tempco of ± 3 ppm/ $^{\circ}$ C. All converters require only ± 15 V at 25 mA.

CIRCLE NO. 326

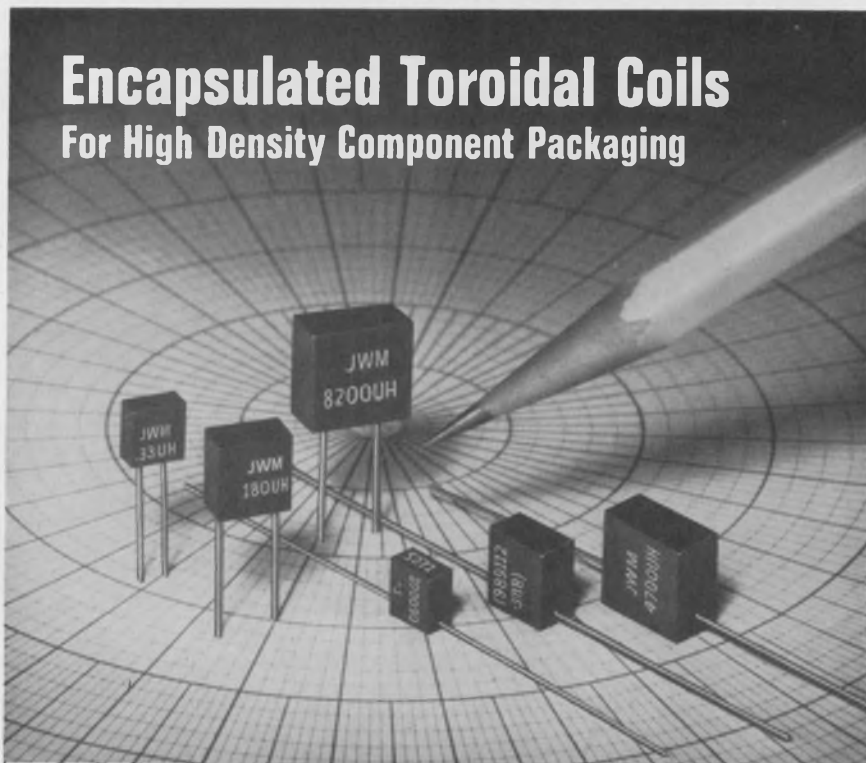
A/d converter series has 10 and 12-bit units

Datel Systems, Inc., 1020 Turnpike St., Canton, MA 02021. (617) 828-8000. From \$99 (unit qty); stock to 4 wk.

The ADC-MA series of a/d converters uses successive approximation conversion techniques and gives 10 or 12-bit resolution. The units have conversion times of 20 or 40 μ s. Four different models are available and offer a choice of resolution and conversion time. All models have four voltage input ranges and an optional internal buffer amplifier, which provides a 1000 M Ω input impedance. The single-ended input voltage ranges are 0 to +5, 0 to +10, ± 5 , and ± 10 V and are pin selectable by the user. The digital output data for unipolar operation are straight binary in either serial or parallel format. For bipolar operation the output data are offset binary in serial format and offset binary or two's complement in parallel format. The temperature coefficients for units in the ADC-MA series is 30 ppm/ $^{\circ}$ C for gain and 5 ppm/ $^{\circ}$ C for offset. The converters are encapsulated in a 4 \times 2 \times 0.4 in. module with DIP compatible 0.1 pin spacing. Input power requirements are ± 15 V dc at 40 mA and +5 V dc at 200 mA. Operating temperature range is 0 to +70 C.

CIRCLE NO. 327

Encapsulated Toroidal Coils For High Density Component Packaging



Write on your letterhead for full line catalog.

BELL INDUSTRIES / J. W. Miller Division

19070 REYES AVENUE • P.O. BOX 5825 • COMPTON, CALIFORNIA 90224

INFORMATION RETRIEVAL NUMBER 59

Ac/dc voltage source offers programmability & precision



Optimization, 9259 Independence Ave., Chatsworth, CA 91311. (213) 882-6490. See text: 6 to 8 wk.

Engineers in calibration and standards labs have long sought a high-precision voltage calibrator that provides both ac and dc in a single box. And for automated calibration systems and production-line test systems for precision instruments, programmability is desirable. Both of these features are incorporated in a pair of instruments from Optimization.

The AC-126 is the basic calibrator; for the programmable version, the model number changes to AC-130. The voltage accuracy for both units is $\pm 0.002\%$ of setting for all ranges on dc. Accuracy on ac is not as tight, but it ranges from $\pm 0.01\%$ over 50 Hz to 20 kHz, to $\pm 0.2\%$ over 0.1 MHz to 1.1 MHz. No other frequency range is worse than $\pm 0.05\%$.

Voltage ranges on both ac and bipolar dc extend from 10 nV to 100 V in six decade ranges with six-place settability and 20% over-ranging. Frequency extends from 10 Hz to 1.1 MHz through the 10 V range and to 110 kHz through 100 V.

With the PA-226 high-voltage amplifier (an option at \$2995), the ac and dc ranges can be extended to 1200 V. Other companies offer similar high-voltage options on ac calibrators.

Some additional features of the calibration instruments from Optimization include:

- Short-circuit-proof circuitry that reverts to standby mode under overcurrent or short-circuit conditions and cannot be reprogrammed until the fault is removed.

- Floating or grounded output that allows operation at 120 V ac or 500 V dc above ground.

- Flexible programming format in the AC-130 that provides a choice of positive or negative true logic, BCD or individual lines and choice of strobing.

For ac dc error measurement, a calibrated offset error can be introduced using a 10-turn potentiometer. Three ranges are available: 0% (calibrated output); $\pm 0.5\%$; and $\pm 5\%$.

The price of the AC-126 is \$5495. The AC-130 (with programming) costs \$6995.

We've got them all...



- Flatpacks
- Dual In-lines
- Plug-Ins
- Microelectronic Headers
- Power Packages
- Microwave Modules

They're all from Isotronics... the widest assortment of microelectronic packages you can find anywhere. And they're all manufactured with uncompromising care to meet your high standards of quality. For engineering ability and product reliability in microcircuit packaging, call Isotronics.

Visit us at NEPCON

the microcircuit packaging specialists



Isotronics

Isotronics, Inc.
12 Coffin Ave.
New Bedford, Mass. 02746
(617) 997-4575 TWX 710 344 1961
Cable—ISOTRONICS

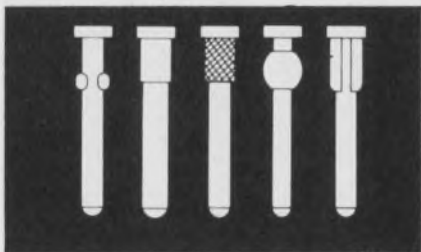
CIRCLE NO. 301

INFORMATION RETRIEVAL NUMBER 60

Art Wire introduces the better keyboard key contact.



The Art Wire Calculator Keyboard key contact is better because it's designed for the job. It is a cold-formed key insert, used as the circuit board contact. The head acts as a stop for precisely locating the contact inside the key, the crimps increase the strength of the assembly, and reduce the tendency to twist. The chamfered or radiused end makes insertion easier, and a more positive contact. We supply the key contact in a variety of configurations to fit your need. Whichever one you choose, it is more economical because it is cold formed on automatic equipment.



Write for full information, or send a print or part for quotation.




ART WIRE & STAMPING COMPANY
116 Wing Drive, Cedar Knolls, New Jersey 07927

INFORMATION RETRIEVAL NUMBER 61

DISCRETE SEMICONDUCTORS

0.5 in. high displays come two in a package



Litronix, 19000 Homestead Rd., Cupertino, CA 95014. (408) 257-7910. \$4.70/2 digits (1000-up); stock.

Two 0.5 in. high LED displays, in a single DIP-type package, include the DL-727, which has two 7-segment digits plus decimal points, and the DL-721, which has a plus-or-minus sign and a "1" preceding one 7-segment digit. All modules are end-stackable to produce any combination of 0.5-in. digits on 0.5-in. centers. Luminous intensity is 5 mcd at 20 mA per segment. Light pipes spread illumination evenly over broad segments. Both modules have the same drive requirements. Power required is only 30 to 40 mW per segment from standard logic voltage supplies.

CIRCLE NO. 328

Npn/pnp power devices handle up to 200 W



Power Physics, Industrial Park West, Eatontown, NJ 07724. (201) 542-1393. From \$2.40 (100-up); 2 wk.

A family of epitaxial base npn-pnp power transistors is designed for high power switching applications, and perform well in amplifiers rated for a 50-kHz bandwidth. The following JEDEC types are available: 2N5301, 2N5302, 2N5303, 2N6326 through 2N6331 and 2N5683 through 2N5686. These families feature h_{FE} ranges from 15 to 50, V_{CE0} 's from 40 to 140 V and f_{ts} of 4 MHz. Power dissipation ranges from 117 to 200 W for the TO-3 packaged transistors.

CIRCLE NO. 329

High-voltage transistors handle up to 500 V




Thomson-CSF, Sescosem, 101 Boulevard Murat, 75781 Paris Cedex 16.

Three series of power transistors, the BUX39 to BUX45, BUX10 to BUX15 and BUX20 to BUX25, are specially designed for use as fast switching transistors in high voltage inverters (25 kHz), ultrasonic generators and choppers. Their performance with voltages up to 500 V ($V_{CE0(sus)}$) allows them to be connected to 220-V power lines without a transformer. Some of the main characteristics include $V_{CE0(sus)}$ from 90 to 500 V, I_C max from 15 to 30 A, I_C effective from 8 to 20 A, $V_{CE sat}$ from 1 to 1.6 V and t_r from 0.3 to 1.6 μ s.

CIRCLE NO. 330

Bridge rectifiers handle 0.75 A continuous



General Instrument, Semiconductor Components Div., 600 W. John St., Hicksville, NY 11802. (800) 645-1247. Model 75 W02M: \$0.20 (25,000-up); 3 to 4 wk.

The 75 WOM series of miniature 0.75 A single-phase, silicon bridge rectifiers has PRVs from 50 to 1000 V. Depending on PRV rating, the units have a maximum rms input voltage of 35 to 700 V and a maximum dc blocking voltage of 50 to 1000 V. All mini-bridges in the 75 WOM series have a peak surge overload rating of 30 A and an operating temperature range of -55 to $+125$ C.

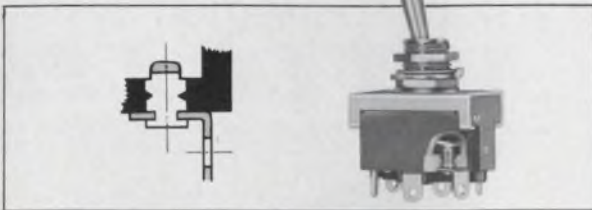
CIRCLE NO. 331

MOLDED IN SERIES

STABLE SWITCHING FROM MINUTE CURRENT TO HEAVY CURRENT

Series A

Designed to extremely low noise contact construction related value, from minute current to heavy current can be stably switched.



7 types, 100 models
 Ratings: 25, 20, 15 & 10A 125V 250VAC
 Contact resistance: DC 2~4V, 0.1A 10mΩ maximum
 Types: Toggle, rocker, slide, pushbutton, double pushbutton, rotary, molded lever.

- Short caulking frame
 - Frame and conductor are perfectly separated for perfect isolation and safety.
- UL Standards 94V-0 approved material
 - Superior arc resistance, heat resistance, cold resistance, moisture resistance, and shock resistance.

Series B



8 types, 200 models
 Rating: 10 & 6A 125V 250VAC
 Contact resistance: DC 2~4V, 0.1A
 10mΩ maximum

- (1) All models are highly reliable, trustworthy products which satisfy 10A specifications. The 10A type are small, low-cost popular type.
- (2) Perfectly sealed terminals prevent the entry of flux into the case.
- (3) Unit type terminal contacts prevent electrical accidents even if the case should be deformed by soldering heat, etc.

- Buried fixed contacts system
 - This system eliminates entry of flux into the case.
 - Electrical performances are not effected by loosening of the terminals or deformation of the case due to heat.

OHTO CO., LTD.

Meeting your design needs.....

18-1, MINAMIOHI 5-CHOME, SHINAGAWA-KU, TOKYO, 140 JAPAN
 PHONE: 03 (765) 7216~7

INFORMATION RETRIEVAL NUMBER 62




For more power from your integrated circuits . . .

Specify Staver heat sinks of silver-bearing copper.

Our specialized metal alloy does the trick. The silver-bearing copper in Staver Thermovane® V7 and V8 heat sinks conducts more heat from IC packages. And as heat dissipation increases, so does power output. Staver Thermovanes also mean longer life and greater reliability for your power-type circuits.

The V7 and V8 were designed for 14- and 16-pin dual in-line packages with side tabs, like the Sprague A, P and Q and National Semiconductor LM 377, 378 and 380. Other Staver Thermovane heat sinks are available in a wide variety of designs and configurations. Write us for full details.



THE **Staver** COMPANY INC. 41-51 N. Saxon Ave., Bay Shore, N.Y. 11706 (516) 666-8000

INFORMATION RETRIEVAL NUMBER 63
 ELECTRONIC DESIGN 2, January 18, 1975

If **Better Cooling** is what you need,
Better Cooling is what you get!
astrodyne's
New!



Forced Convection Catalog offers the widest selection of high performance and economical cooling packages available. Easy to use performance charts simplifies selection of the most suitable assembly.

for your free *Forced Convection Assembly catalog FC-730* see your *Astrodyne representative* or write:



astrodyne, inc.

SUBSIDIARY OF ROANWELL CORPORATION
 353 MIDDLESEX AVENUE WILMINGTON, MASSACHUSETTS 01887

(617) 272-3850 TWX 710-337-0704

INFORMATION RETRIEVAL NUMBER 64

Miniservo® recorders
shipped in 72 hours*



Three basic models, hundreds of combinations—bench, panel, and OEM (stripped)—offer accurate, dependable performance at an average price of \$400. Miniservo basic full scale sensitivity is 100 MV (0 to 1, 10, 50, 100, 500 MV, 1 V ranges available) with a response speed of 0.5 sec, accuracy within 0.5% of span, and 8 chart speeds from 1.25 to 300 cm/hr or faster. 10 cm active width chart is Z-fold or roll. Disposable fiber pen/ink writing. Full scale zero adjust. *And for \$525, you can get a stock S-22087 multi-speed, multi-range bench-mount unit **shipped in 72 hours**. Request Bulletins F 610, 611 and 612 from Esterline Angus Instrument Corporation, Indianapolis, IN. 46224. 317/244-7611.



INFORMATION RETRIEVAL NUMBER 65

0.01% linearity 0~5V level Isolation Amplifier!

200μsec rise-time, 60dB more S/N of this Isolation Amplifier meet all the requirements of **Data Acquisition System**
MTI CO., LTD.

SUGIURA BLDG. 10-2, DAIKYO-CHO, SHINJUKU-KU, TOKYO 160, JAPAN
PHONE: (03) 341-8330 TELEX: J26779 CABLE: PORTEDROITE TOKYO



INFORMATION RETRIEVAL NUMBER 67

ALCOSWITCH®

The World's smallest BI-DIRECTIONAL, CODE PUSHBUTTON switch with large easy-to-read numerals. Available in a variety of coded outputs (includes decimal) and lots of mounting and mating accessories.

Call (617) 686-0126 today for detailed information and ask us for a "dummy" switch to study and compare on your own panel design.

SMC SERIES

ALCO ELECTRONIC PRODUCTS, INC.
1551 Osgood St., No. Andover, Mass. 01845

ALCOSWITCH®

INFORMATION RETRIEVAL NUMBER 102

ALCOSWITCH®

High density multiple position SLIDE SWITCHES designed specifically for PC boards. Saves installation time and wiring error. Ruggedly constructed with metal housing. All models have ball detent for positive feel. Self-cleaning contacts & shielded terminals prevent contamination.

Call (617) 686-0126 for additional information.

SS SERIES

ALCO ELECTRONIC PRODUCTS, INC.
1551 Osgood St., No. Andover, Mass. 01845

ALCOSWITCH®

INFORMATION RETRIEVAL NUMBER 103

QUICK-CONNECT BLOCKS

*With Infinite
Design
Possibilities*

There's an Underwriters Terminal Block for virtually any design requirement you have or can conceive.

No other line offers a wider selection of blocks and variations of in-block circuitry. Any number of terminations. Wide choice of configurations. Most are UL recognized and CSA certified. Blocks in kit form, too. Also special designs and hot-stamped coded blocks.

Request bulletin.

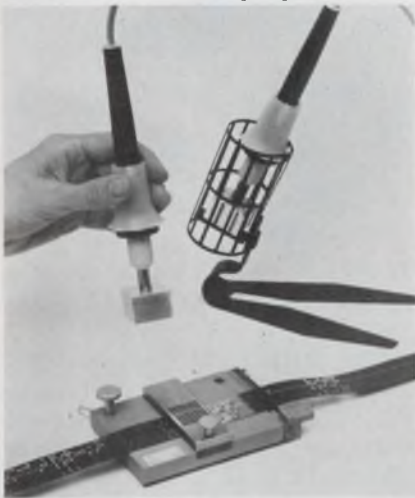
Underwriters Safety Device Company

7300 W. Wilson Ave., Chicago, Ill. 60656 • 312-867-4600

INFORMATION RETRIEVAL NUMBER 68

ELECTRONIC DESIGN 2, January 18, 1975

Heat-sealed splices hold on oiled paper



Computer Accessories Corp., 211 New York Ave., Huntington, NY 11743. (516) 421-0929. \$23: Iron, \$5.79 per 50 ft roll tape.

Now you can convert your perforator tape patch splicer into a heat-seal splicer, inexpensively, with the CAC 503 heat-sealing iron and 900 series heat-seal splicing tapes. Gum adhesives on conventional pressure-sensitive patches run from humidity or melt from temperatures produced by photocell lamps. And oiled perforator tapes pose an adhesion problem. The 900 series tapes, made of metalized Mylar, produce a permanent bond at 350 F, which endures extreme storage and operating conditions. The tapes can be used with any level oil or unoled paper, or Mylar tapes.

CIRCLE NO. 332

Fuzz buttons useful for probe contacts

Technical Wire Products, Inc., 129 Dermody St., Cranford, NJ 07016. (201) 272-5500.

Fuzz buttons are resilient, multi-path contact elements produced by the die compression of a charge of fine knitted wire mesh to a desired shape and density. The buttons provide low resistance, redundancy of contacts and mechanical compliance. They make reliable test connections and probe contacts in earphones, switches and field radios. Any wire that can be knitted can be used to produce the buttons.

CIRCLE NO. 333

Rectangular connector mates with zero force



International Telephone & Telegraph Corp., 666 E. Dyer Rd., P.O. Box 929, Santa Ana, CA 92702. (714) 557-4700. 4 wks.

Instamate rectangular connector, DL3-60, features zero mating force with cam-actuated contacts. Hermaphroditic contacts, removable crimp snap-in contacts, 10,000 mating-unmating cycles and machine wire wrapping are some of the other features. The connector is intermountable with the ELCO 56-pin Varicon, 50-pin AMP "M," 50-pin Burndy "HYFEN" and the Winchester "MRA" connectors. The body is made of glass-filled Noryl insulator material with copper-alloy contacts. There are 36 polarizing positions and the ambient operating temperature is -65 to 100 C.

CIRCLE NO. 334

Banana jack features wire-wrappable terminal



ITT Pomona Electronics, 1500 E. Ninth St., Pomona, CA 91766. (714) 623-6463.

Three new banana jacks fitted with 0.025-in., square wrapped-wire terminals are offered in three configurations: standard single jack, Model 4005; standard double jack, Model 4069; and a miniature single jack, model 4022. All are molded of polycarbonate thermoplastic per Federal Spec L-P-394A to a nickel-plated brass body for low insertion loss, low power factor and high insulation resistance. The wrap pins are gold plated.

CIRCLE NO. 335



NEW! LOW PROFILE 2-POLE 8-POSITION ROTARY SWITCH



ACTUAL SIZE

**LIGHTWEIGHT, WATER-TIGHT, PCB-MOUNTABLE
... PROJECTS ONLY
.62" BEHIND PANEL —
INCLUDING TERMINALS**

Nonshorting S-1008 Series switch with positive detent can be factory set from 2 to 8 positions. Ideal for hand-held communications or virtually any application that requires switching 2 circuits simultaneously.

Highly reliable switch has life of 50,000 cycles, contact resistance of 10 milliohms (max) @ 1 mA initial, and contact rating of 100 mA @ 120 VAC. Stainless steel shaft is slotted and flatted for screwdriver adjustment or knob. Aluminum body is only .55" in diameter.

For complete details on the S-1008 and other subminiature, low profile rotary switches, contact TEC or the TEC-REP nearest you.

DISTRIBUTORS:

Audio Electronics, Inc., Canada	(416) 495-0720
Bodella Co., Inc., Chicago	(312) 323-9670
Bordwick Co., New England	(617) 659-4915
Century Aero Corp., So. Cal.	(213) 772-1166
Peerless Radio Corp., Florida	(305) 688-6866
Ratel Electronics, No. Cal.	(415) 965-2010



TEC, Incorporated

9800 NORTH ORACLE ROAD
TUCSON, ARIZONA USA 85704
(602) 297-1111
TWX 910-952-1377

ZZZIP! -AND YOUR CABLE-SHIELDING PROBLEMS ARE SOLVED!

Knitted Wire Mesh—The miracle material we've been building into EMI/RFI shielding components since we invented them—is now available in a unique family of zip-on/zip-off cable shielding devices... all with excellent magnetic, electric, and plane-wave attenuation properties. Besides standard I.D.'s of the zipper-closed basic shield, we make compatible splice couplers, bulkhead terminations, and T, Y, and reducer transitions.

All Zip-Ex-2 hardware is installable (and removable) either before or after the cable is connected in place. Ultra-flexible, strong, and extremely durable Zip-Ex-2 is designed for custom installation by you—quickly, easily, and economically.

Call or write, for full data and free representative samples. Metex Corp., 970 New Durham Rd., Edison, N. J. 08817, (201) 287-0800 or Cal-Metex Corp., 509 Hindry Avenue, Inglewood, Calif. 90301, (213) 641-8000.

PROTECT INSTALLED EQUIPMENT WITH ZIP-EX-2.™



We call the signals in shielding
METEX

INFORMATION RETRIEVAL NUMBER 70

DATA PROCESSING

Versatile test panel interfaces to card files

Mupac Corp., 646 Summer St., Brockton, MA 02402. (617) 588-6110. \$25 (qty 10); 3 wks.

A family of panels is designed for card file interfacing and diagnostic testing. These panels may be used for input-output expansion, for active test stimuli and measurement or for mounting discrete components not able to be mounted within the card file. These panels offer a practical way of disconnecting stranded wire signal leads and power leads from card files with Gardner Denver's wrapped-wire back planes. The panels communicate to the card file by means of a 36/54 pin connector mounted at the top of each card. The two piece connector arrangement permits multiple insertions as well as strain relief for the stranded wire.

CIRCLE NO. 336

Dual-port memory lets minis do multiprocessing

Cambridge Memories, 12 Crosby Dr., Bedford, MA 01730. (617) 271-6300. \$1875.

An extension of Cambridge's Dual-Port option on its ExpandaCore-11 add-on memory enables more than two PDP-11 computers to be linked in a daisy-chain configuration while sharing a series of ExpandaCore-11 memory units. In addition, the memory-sharing feature permits access to any memory unit from any direct-access (DMA) peripheral device used with PDP-11 processors. Access to the Dual Port memory by one of the processors allows independent operation of the alternate processor in the multiprocessor link, with its resident memory and associated peripherals. ExpandaCore-11 memory systems are plug-compatible with all models of Digital Equipment Corporation's PDP-11 minicomputers. The Dual Port memory systems are expandable up to 120k words (with or without parity) in increments of 8k or 16k. A 14-in. enclosure (17-in. deep) houses each memory.

CIRCLE NO. 337

Mini price slashed; console is virtual



Digital Equipment Corp., 146 Main St., Maynard, MA 01754. (617) 897-5111. See text; July.

The PDP-11/04 offers a 20% speed increase over its partner the PDP-11/05 yet costs \$2495 in single units—a price reduction of \$1300. The price slash is due to several factors: use of 4 k MOS RAM rather than core; a software replacement of the 11/05 control console (in ROM); and omission of the real-time clock, auto restart and serial line controller. The latter three are optional. The machine offers a 750-ns cycle time and total compatibility with the 11/05, including vectored automatic interrupt. If you add a serial interface all console functions can be commanded from a terminal or even another machine. Hence a host computer can do remote diagnostics or even transmit programs for execution by the 11/04. The other ROM programs include a bootstrap loader and extensive diagnostics. The console has only two controls; power and bootstrap load. Memory is available in 4 k or 8 k word units to a maximum of 28 k. In quantities of 50 the price of a 4-k (word) machine drops to \$1647.

CIRCLE NO. 338

Card-to-tape converter digests 150 card/min

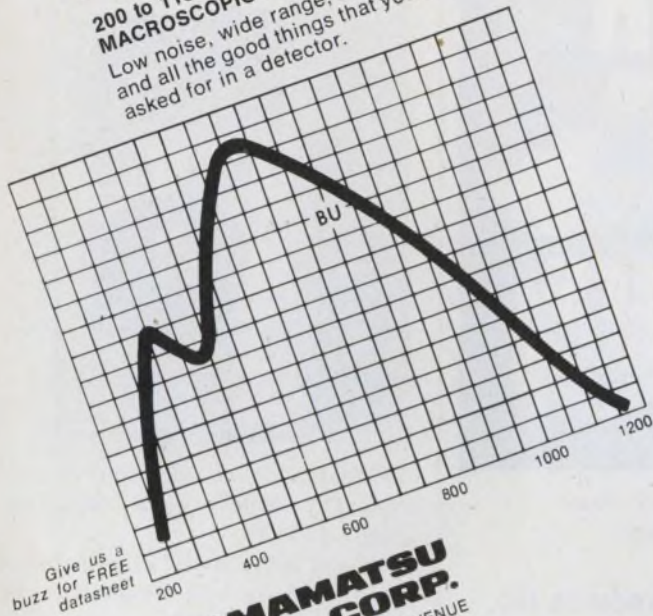
Datatex Corp., 10935 S. Wilcrest Dr., Houston, TX 77072. (713) 495-3100. \$7000; 60 to 90 days.

The Model card-to-tape converter can punch up to 75 card/s and read 60 to 150 cards/min., depending on the amount of data. Important capabilities include multiple code operation, programmable formats with up to 65 Hollerith characters and verification of data after punching.

CIRCLE NO. 339

NEW UV SILICON PHOTOCELL

200 to 1100 NM
MACROSCOPIC COST
Low noise, wide range, stable, fast
and all the good things that you have
asked for in a detector.



Give us a
buzz for FREE
datasheet

**HAMAMATSU
CORP.**

120 WOOD AVENUE
MIDDLESEX, N.J. 08846
(201) 469-6640

INFORMATION RETRIEVAL NUMBER 71

QUALITY YOU CAN PUT YOUR FINGER ON!

JANCO
PUSH BUTTON
ROTARY
SWITCHES



Available in
8, 10, 12, 16
Positions

GET POSITIVE CONTROL . . . EVERY TIME!

Designed to save you money in the "long run" and you'll get more control in less space! Available in bi-directional and uni-directional models in all standard coded outputs with a wide variety of custom features. Choice of six colors opens up a whole new world in control panel design. Keep control . . . write for complete catalog.

Janco
CORPORATION

3111 WINONA AVE., BURBANK, CALIF. 91504
PHONE 213-845-7473 • TWX 910-498-2701

INFORMATION RETRIEVAL NUMBER 73

THE FUSE THAT NEVER BLOWS!

MURATA'S
POSISTOR®



- SELF-RESTORING
- REPLACES FUSES
- PROVIDES OVERCURRENT PROTECTION FOR:
TRANSFORMERS, SOLENOIDS,
SMALL MOTORS, NI-CAD CHARGERS...

muRata

CORPORATION OF AMERICA
2 Westchester Plaza, Elmsford, New York 10523, U.S.A.
Phone: 914-592-9180 Telex: 137332

INFORMATION RETRIEVAL NUMBER 72

ELECTRONIC DESIGN 2, January 18, 1975

GAUSSMETERS



	ANALOG MODEL 750A	DIGITAL MODEL 750D
High Accuracy (up to)	±1.5% FS	± [0.2% of reading ±1 Digit]
Ranges (as high as)	50,000 Gauss	100,000 Gauss
Readouts	5½" Taut-band Meter	Four Digit (BCD output available)
Measurements	Permanent Magnet and DC Fields; AC Fields from 20 to 800Hz	
Internal Calibration	No Reference Magnet Needed	
Probes	Transverse, Axial and Tangential Available	
Power Req.	115/230V, 50/60Hz	
Price (less probe)	\$865.00	\$1,180.00

An optional (Model 1D75) Differential and Incremental Adaptor is available.

RFL offers other models of magnetic measuring equipment, write for free technical booklet.

RFL Industries, Inc.
Boonton, N. J. 07005

Tel: 201-334-3100/TWx: 710-987-8352/CABLE: RADAIRCO, N. J.



EST. 1922

INFORMATION RETRIEVAL NUMBER 74

Digital unit boosts time-base accuracy



Tektronix, P. O. Box 500, Beaverton, OR 97005. (503) 644-0161. \$600; Feb. 15.

Model 5B31 digitally-delayed time base, a new plug-in in the 5400-Series scope line, overcomes many of the problems of the analog time base. The unit's digital pushbuttons and thumbwheels eliminate the ambiguity of dials and multipliers, and make it easy to set the number of delaying events or time periods. The delay system—a crystal-controlled clock, digital counter, and a unique circuit that eliminates one-count ambiguity in the counter—replaces the usual delaying time base.

In the delay-by-events mode, the 5-digit thumbwheel switch displays the number of events following the main triggering event before the sweep starts. This mode provides a diagnostic tool in the analysis of high-jitter digital data streams, like those from disc memories or tape recorders. There is an independent trigger level and a slope control for the event input from the left vertical plug-in. The event trigger operates to 20 MHz.

The delay time can be incremented in $1\text{-}\mu\text{s}$ steps from 0 to 99,999 μs and read directly from the 5-digit thumbwheel switch (no multiplication is necessary). The calibrated sweep and no-parallax internal CRT graticule in the scope mainframe can be used to interpolate between $1\text{-}\mu\text{s}$ steps for greater resolution. Delay jitter is less than 10 ns plus 1 part in 10^7 .

CIRCLE NO. 302



Pick a Tape for Your Very Own For: Point-of-Sale; Test Equipment, Data Logging Tickets, Calculators, Fast Food Receipts, Tolls.

The No. 1 Printers serve the toughest leaders — many years of field-proven experience. Tell us your need — we'll recommend the printer perfect for you —

or custom-design it. FAST. Phone Hans Weck, Sales Manager.



C. ITOH ELECTRONICS, INC.
Systems & Components Division
280 Park Avenue, New York, N.Y. 10017
(212) 573-9467. Telex: WUD 12-5059

INFORMATION RETRIEVAL NUMBER 75

Now there's an alternative to the shielded room

The IFI Crawford Cell. It not only costs far less than a screened room — it's more versatile; instrumentation requirements are simpler; it eliminates both antennas and resonance problems. The IFI Crawford Cell provides broadband measurement of radiation from, or susceptibility to radiation of equipment placed in the cell. Compact (53" x 24" x 16" with larger or smaller units available), the Model CC-103 Crawford Cell can be located anywhere in the lab. VSWR is $<1.1:1$ up to 300 MHz. Calibration traceable to NBS.

For complete details, write IFI — the leader in field generating and measuring equipment.




**instruments
for industry,
inc.**

151 Toledo Street,
Farmingdale, N.Y. 11735
(516) 694-1414

INFORMATION RETRIEVAL NUMBER 76

Word generator outputs variable data stream



Tau-Tron, 11 Esquire Rd., North Billerica, MA 01862. (617) 667-3874. \$4000; 6-8 wks.

MG-3 word-generator module operates at bit rates up to 50 MHz. The unit contains 1024 bits of random-access semiconductor memory programmable from front-panel controls and via a remote bus. The 1024 bits are arranged into a matrix of 8 bits by 128 words. An 8-bit LED display shows the contents of any word in the matrix. Data output may be either in 8-bit parallel, or in serial format. The output word or bit length is controllable in integer steps: in the parallel mode, from 1 to 128 parallel words; in the serial mode, from 1 to 1024 serial bits.

CIRCLE NO. 340

Chart recorders tailor themselves to user



Philips, PO Box 523, Eindhoven, the Netherlands. See text.

Two new, low-profile, compact chart recorders can be tailored to an individual user's requirements. The recorders—PM 8202, single line and the PM 8222, double line—have a response time of 0.25 s for full chart width of 250 mm. Both are basically single span with a sensitivity of 10 mV, although there is a preamp available to increase this to 1 mV when required. The accuracy of both instruments is 0.5% and dead band is 0.1%. No price available at press time.

CIRCLE NO. 341

DMM spans extra wide measurement ranges



Keithley Instruments, 28775 Aurora Rd., Cleveland, OH 44139. (216) 248-0400. \$525.

The voltage sensitivity of the Model 160B DMM ranges from microvolts ($1 \mu\text{V}/\text{digit}$) to kilovolts (1200-V full-range). And a current measuring capability of 10 pA per digit to 2 A enables this new unit to handle many low-level measurements. Wide resistance capability of $1 \text{ m}\Omega$ per digit to 2000 $\text{M}\Omega$ completes the all-around performance capability of the 160B. Zero stability is $0.2 \mu\text{V}/^\circ\text{C}$.

CIRCLE NO. 342

No need to look further for a reliable R-F power source. MCL has one.



And here's what we built into it:

- solid state circuitry
- short and open circuit protection
- frequency stability $\pm 0.1 \text{ db}$
- external pulse or AM modulation
- internal square wave modulation
- low tube cost/operating hour
- qualified to MIL-STD-461 and 810

It has six different plug-in heads

Model	Freq. (MHz)	Pwr. (MIN)
6047	10-50	65
6048	50-200	65
6049	200-500	65
6050	500-1000	65
6051	1000-2000	40
6052	2000-2500	25

You have now ended your search for a stable, reliable 65 watt oscillator. Just call or write for detailed engineering data. Or ask for a demonstration


MCL, INC.,
10 North Beach Avenue,
LaGrange, Illinois, 60525.
(312) 354-4350



Now on GSA contract GSOOS-27086 See us in EEM—Vol. 1 pp. 284-291

INFORMATION RETRIEVAL NUMBER 77

9-POINT ARRAY



9 NPN Phototransistors mounted on .100" centers.

HEI (and only HEI.)


SHAFT ENCODER SENSORS



Matched LED/Phototransistor arrays.

HEI (and only HEI.)

OPTICAL SWITCH



Photoelectric contactless switch using an LED & a phototransistor.

HEI (and only HEI.)

Call Pete Spaulding Now ... (612) 448-3510

HEI inc.

Jonathan Industrial Center
Chaska, Minn. 55318

new literature



CMOS switches

A 44-page guide to monolithic analog CMOS switches and multiplexers describes five multiplexer families and six series of dual and quad switches. Specifications include prices, schematics, package configurations, test conditions and performance characteristics. An eight-page applications section discusses CMOS protection schemes, switch and multiplexer terminology, and applications in sample-and-hold amplifiers, data-acquisition systems, commutating band-pass filters, digitally controlled timing circuits, d/a converters and ramp generators. Analog Devices, Norwood, MA

CIRCLE NO. 343

Wire, cable and cord sets

Power cable, portable power cable, Selectrocrown portable cords, control cable and cord sets are described in a six-page catalog. ITT Royal Electric, Pawtucket, RI

CIRCLE NO. 344

Marvin's marvelous mini

If you're facing the decision of whether to build or buy a mini-computer for the system you're planning to take to market, then you might follow the tale of corporate disaster which unfolds in "The Story of Marvin's Marvelous Mini." Marvin's documentary serves up some fascinating guidelines for avoiding such pitfalls as "Paddling the Corporate Canoe up the Creek" or "Getting Caught in Your Own Mousetrap." Computer Automation, Irvine, CA

CIRCLE NO. 345

Instruments and systems

Trim but not slim describes Hewlett-Packard's 572-page menu of instruments and systems for 1975. Wrapped in a new format this year, the coated pages of the HP catalog go down easily as big photos, graphs, technical info and clear descriptions give vent to the company's huge line of appetizing equipment. For your copy, write to 1501 Page Mill Rd., Palo Alto, CA 94304

INQUIRE DIRECT

Data communications

A 12-page catalog describes data communication products. The full-color catalog includes high-speed modems for end-users as well as OEM. International Communications Corp, Miami, FL

CIRCLE NO. 346

Power instrumentation

A systems handbook details real-time event recording for on-line monitoring of faults that are recorded on magnetic tape, oscillographs, printers and frequency and phase angle control for use in economic phase angle power load distribution. Also covered are programmable controllers for use in peak standby generating plants, environmental control applications and automatic demand load controller for economic electric power demand control. Datametrix, Wilmington, MA

CIRCLE NO. 347

YIG devices

An introduction to YIG devices, a section of definitions of YIG-device parameters as well as five product sections covering YIG-tuned oscillators, YIG-tuned filters, integrated YIG filter/oscillator sets, YIG drivers and YIG-tuned harmonic generators are given in a 24-page catalog. The catalog is illustrated with photographs and outline drawings. Watkins-Johnson, Palo Alto, CA

CIRCLE NO. 348

Transducer control system

The multichannel modular transducer control system is described in a 12-page brochure. Validyne Engineering, Northridge, CA

CIRCLE NO. 349

Desktop index

Now in its second year of publication, The AMT Desktop Index, a guide to design articles in eight top electronic periodicals, is an invaluable reference for the engineer. The 1974 edition spans the last 3-1/2 years and features over 5000 entries in some 250 categories. The index and a six-month update cost \$9. AMT Desktop Index, P.O. Box 11275, Kansas City, KS 66111

INQUIRE DIRECT

Circuit breakers

The booklet "UL, CSA and Circuit Breakers: What they mean to you" provides data about the Underwriters Laboratories and the Canadian Standards Association. It discusses the testing standards and procedures for products and explains the specific approvals UL and CSA grant to particular circuit breakers. The booklet lists and describes the company's products under their UL and CSA approval classification. Heinemann Electric, Trenton, NJ

CIRCLE NO. 350

Process control systems

"How a Foxboro Integrated Computer Control System Can Save You Time and Money" details the company's approach to systems integration, using subsystems called SPEC 200, INTER-SPEC, FOX 1 and FOX 2. The Foxboro Co., Foxboro, MA

CIRCLE NO. 351

Submerged arc welding

All the essential ingredients for making a good submerged arc weld plus formulas for determining the cost of the job are included in "The Submerged Arc Welding Handbook." The 68-page handbook presents step-by-step instructions on setting up for welding, preparing the workpiece and making the weld. The handbook is available at \$3.50 per copy. Union Carbide, Linde Div., 270 Park Ave., New York, NY 10017

INQUIRE DIRECT



"Snappit" Circuits... little substrates that save big pennies.

Gone are the pattern alignment problems. We print the circuit before firing the ceramic. Also gone are the problems of flatness control... for the same reason. And, when it comes to repairing a bad chip-termination on a substrate, the circuit won't lift off anywhere near as quickly, because the pattern has been homogeneously fired into the surface of the substrate. So, if you have a problem, call us... we have some snappy answers.




CERAMIC SYSTEMS

Telephone: (714) 459-2935
3422 Tripp Court San Diego, CA 92121

INFORMATION RETRIEVAL NUMBER 79

Here's an optical tachometer for tape drive control



(that won't blow your manufacturing costs!)

- Mounts directly to drive motor
- Frequency output <0.7% FM deviation
- Uses LED light sources, extremely reliable
- Square wave, TTL compatible output
- Temp. range of -20°C to +80°C
- Priced under \$35.00 in quantity

Write or call for spec sheet on Disc's new 990 Series Tachometers.



DISC Instruments, Inc. 102 E. Baker St., Costa Mesa, Calif. 92626, Phone (714) 979-5300

Disc Instruments Division
Finnigan GmbH
Dachauer Strasse 511, 8 Munchen 50, Germany
Phone: (0811) 142291 (2)

Disc Instruments Division
Finnigan Instruments Ltd.
Paradise, Hemel Hempstead, Herts, England
Phone: (0442) 57261

INFORMATION RETRIEVAL NUMBER 80

A bench and system use innovator from T.R.I.

Model: 6141
Programmable DC V/I Generator



Model: 6120 Programmable DC Standard



Two DC V/I Generators for all new applications

1. A stimulus to auto testing equipment...Programmable functions for OEM use.

Two DC V/I generators can control externally the functions you need for OEM applications. These units have a pulse-width modulation system, so switching output noise is far less than that of conventional products.

2. Includes a 14-step memory and flip switch for newer, wider bench uses.

Model 6120 includes a 14-step memory so it can be used as a simple testing device for storage of the desired output. Model 6141 has a new flip switch enabling quick setting of the output.

3. High accuracy and very small step advantages permitting use as a standard device.

Both models have very small step advantages, continuously variable, and highly stabilized output for adequate use as standard device.

4. Continuous function highly suited for instrumentation checks and maintenance.

Both models can vary the output level both stepwise and continuously, making them highly suited for checking and maintenance.

	Model 6141	Model 6120
DCV	0 ~ ±12V (1μV step)	0 ~ ±1200V (1μV step)
DCI	0 ~ ±120mA (0.1μA step)	0 ~ ±120mA (0.1μA step)
Price	\$890	\$2995



T.R.I. Corporation

505 West Olive Avenue Sunnyvale, CA 94086
(408) 733-9080

INFORMATION RETRIEVAL NUMBER 81

NEW LITERATURE



Hospital wiring devices

Ordering information, description and photos of the hospital-grade UL-listed wiring devices are highlighted in a folder. Arrow-Hart, Stamford, CT

CIRCLE NO. 352

Lighted PB switches

Information on the company's Series 01-669 lighted pushbutton switches is colorfully illustrated in a two-page bulletin. Licon, Chicago, IL

CIRCLE NO. 353

Power supplies

Encapsulated power supplies that include thermal barrier, chassis-mount and low profile models, are covered in an eight-page catalog. Specifications, prices, derating information, package configurations and applications are provided for the logic and dual supplies. Analog Devices, Norwood, MA

CIRCLE NO. 354

Financial fact book

"Electronic News Financial Fact Book & Directory 1974" contains a wealth of financial statistics on over 750 electronics companies. The 769-page book lists parent companies alphabetically in the table of contents and an index at the back of the book cross-references divisions. The book costs \$60. Fairchild Publications, Book Div., 7 E. 12th St., New York, NY 10003

INQUIRE DIRECT

Knobs

Literally hundreds of different choices of knob styles, sizes and types for every conceivable use are listed in a 17-page catalog. Kurzkasch, Dayton, OH

CIRCLE NO. 355

Control/gauges

A 100-page catalog describes low differential pressure air and gas gauges, differential pressure switches, flowmeters, manometers, air filter and air velocity gauges and combustion testing instruments. The catalog includes technical data, OEM and plant applications and prices. Dwyer Instruments, Michigan City, IN

CIRCLE NO. 356

Rack/panel connectors

A DPD/DPDMA rectangular rack/panel connector catalog lists nonenvironmental single and two-gang configurations. The 16-page catalog includes 10 photographs and discusses model differences, rear release contact retention assembly, contact arrangements and variations, polarization, shell dimensions, accessories, contact data and engaging devices. ITT Cannon Electric, Santa Ana, CA

CIRCLE NO. 357

Tachometry systems

An 18-page catalog covers tachometry equipment. The catalog contains descriptions and specifications for frequency-to-dc converters, dc voltage level detectors, over/underspeed controls and indicating or indicating/control tachometry systems. Application, dimensional and how-to-order data are included. Electro Corp., Sarasota, FL

CIRCLE NO. 358

Consumer ICs

A quick guide to standard consumer entertainment integrated circuits lists 36 ICs for such applications as chroma oscillators, demodulators, amplifiers and signal processors, as well as video-fine-tuning systems, detector limiters, gain blocks, stereo decoders, rf/i-f amplifiers, dual audio pre-amplifiers and audio amplifiers. Sprague Electric, North Adams, MA

CIRCLE NO. 359

Electronic Design

Advertising Sales Staff

Tom W. Carr, Sales Director

Rochelle Park, N.J. 07662

Robert W. Gascoigne
Daniel J. Rowland

(Recruitment, Quick Ads, Classified)

50 Essex Street
(201) 843-0550
TWX: 710-990-5071

Philadelphia

Thomas P. Barth
50 Essex Street
Rochelle Park, N.J. 07662
(201) 843-0550

Boston 02178

Gene Pritchard
P.O. Box 379
Belmont, Mass. 02178
(617) 489-2340

Chicago 60611

Thomas P. Kavooras
Berry Conner, Jr.
200 East Ontario
(312) 337-0588

Cleveland

Thomas P. Kavooras
(Chicago)
(312) 337-0588

Los Angeles 90045

Stanley I. Ehrenclou
Burt Underwood
8939 S. Sepulveda Boulevard
Suite 510
Los Angeles, Calif.
(213) 641-6544

San Francisco 94022

Jerry D. Latta
P.O. Box 1248
Los Altos, Calif.
(415) 965-2636

London, Amsterdam, Tokyo, Seoul

John Ashcraft
12, Bear St.
Leicester Square
London WC2H 7AS England
Phone: 01-930-0525
W. J. M. Sanders
John Ashcraft & Co.
Herengracht 365
Amsterdam C., Holland
Phone: 020-24-09-08

Haruki Hirayama

Electronic Media Service
5th Floor, Lila Bldg.,
4-9-8 Roppongi
Minato-ku, Tokyo, Japan
Phone: 402-4556
Cable: Electronicmedia, Tokyo

Mr. O-kyn Park, President

Dongbo International
Corporation
1.P. O. Box 4010
Seoul, Korea
Phone: 28-1911
Cable: Dongbo Seoul

The World's No. 1 encapsulated power supplies. And why.

CPI's PM300 Series outsells all other encapsulated power supplies in the world. That makes it Number 1. And the reasons for its success are simple.

For one thing, these power modules are easy to install, so they're perfect for prototyping. But they're also rugged. And feature an internal short circuit protection.

The PM300 Series is available with

output voltages of 5, 6, 12, 15, and 24 volts, and output currents from 65ma to 1000ma.

The cost is modest. The warranty is 24 months. And the delivery is virtually off-the-shelf.

So now you know why the PM300 Series is the most popular power supply series in the world. When you've got the best, the word gets around.

Computer Products, inc.



Distributors: Indianapolis 317-899-2890/Dallas 214-341-8311/
Los Angeles 213-877-5518/Canada 416-751-2371/Seattle 206-454-9332/
Sunnyvale 408-735-9040.

1400 NW 70 Street, Fort Lauderdale, Florida 33309 (305) 974-5500. TWX (510) 956-9895

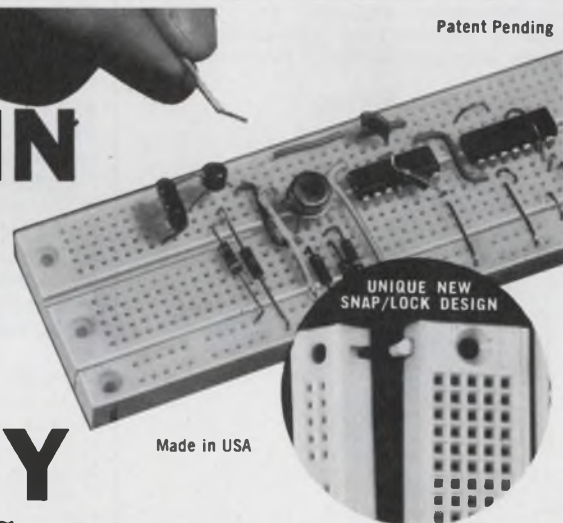
Power Supplies

INFORMATION RETRIEVAL NUMBER 82

PLUG-IN WIRE BUILD TEST MODIFY

without soldering
for as little as

\$ 3



Patent Pending

Made in USA

Continental Specialties' QT (Quick Test) Sockets and Bus Strips expand breadboarding without shorts or burnt fingers. Just Snap/Lock together as many QTs as you need and test ICs, transistors, resistors, capacitors and more. Plug-in and connect with #22 AWG solid hook-up wire without soldering or patch cords. QTs are totally reusable. 10 different sizes. Order today off-the-shelf from CSC or local distributor. Charge: BAC, MC, AX. Write for free catalog. Free English/Metric Slide Rule with each order. Dealer inquiries invited.

Item No.	IC Capacity in 14 pin DIPs	Unit Price (US only)
QT-59S	8	\$12.50
QT-59B	-	2.50
QT-47S	6	10.00
QT-47B	-	2.25
QT-35S	5	8.50
QT-35B	-	2.00
QT-18S	2	4.75
QT-12S	1	3.75
QT- 8S	1	3.25
QT- 7S	1	3.00

Add \$1.50 shipping/handling. Foreign orders add 15%.

CSC CONTINENTAL SPECIALTIES CORPORATION

Box 1942, New Haven, CT 06509. phone 203/624-3103

W. Coast Office: Box 7809, S. Francisco, CA 94119 415/383-4207

Canada: Available thru Len Finkler Ltd., Ontario

Prices subject to change

INFORMATION RETRIEVAL NUMBER 83





Versatile 1" x 100" GRID Reed Relays

Many
Options
for Most
Applications

New CR-2000 Series utilizes the popular 1" x 100" grid pattern, with 1 to 6 poles and a variety of options and contact forms for almost any application. Reliable low-level switches may be conditioned by special run-in and dynamic testing. Models can be epoxy-encapsulated or simply encased for added economy. Ask for Bulletin MR 11.1 for full details.



**COTO-COIL
COMPANY, INC.**
59 Pavilion Ave.
Providence, R. I. 02905
Tel: (401) 467-4777

INFORMATION RETRIEVAL NUMBER 84

SUBSCRIBER SERVICE For prompt service include the addressed label when writing about your subscription.

CHANGE OF ADDRESS

city	NEW ADDRESS
company address	name
division/department	company
state	zip

If you're moving, please let us know six weeks before changing your address. If you have a question, place your magazine address label here and clip this form to your letter.

MAIL TO: ELECTRONIC DESIGN Circulation Dept. Hayden Publishing Co., Inc., 50 Essex Street, Rochelle Park, NJ 07662

Electronic Design

ELECTRONIC DESIGN's function is:

- To aid progress in the electronics manufacturing industry by promoting good design.
- To give the electronic design engineer concepts and ideas that make his job easier and more productive.
- To provide a central source of timely electronics information.
- To promote communication among members of the electronics engineering community.

Want a subscription? ELECTRONIC DESIGN is sent free to qualified engineers and engineering managers doing design work, supervising design or setting standards in the United States and Western Europe. For a free subscription, use the application form bound in the magazine. If none is included, write to us direct for an application form.

If you do not qualify, you may take out a paid subscription for \$30 a year in the U.S.A., \$40 a year elsewhere. Single copies are \$1.50 each.

If you change your address, send us an old mailing label and your new address; there is generally a postcard for this bound in the magazine. You will have to requalify to continue receiving ELECTRONIC DESIGN free.

The accuracy policy of ELECTRONIC DESIGN is:

- To make diligent efforts to ensure the accuracy of editorial matter.
- To publish prompt corrections whenever inaccuracies are brought to our attention. Corrections appear in "Across the Desk."
- To encourage our readers as responsible members of our business community to report to us misleading or fraudulent advertising.
- To refuse any advertisement deemed to be misleading or fraudulent.

Microfilm copies are available of complete volumes of ELECTRONIC DESIGN at \$19 per volume, beginning with Volume 1, 1961 through Volume 20. Reprints of individual articles may be obtained for \$3.00 each, prepaid (\$.50 for each additional copy of the same article) no matter how long the article. For further details and to place orders, contact the Customer Services Department, University Microfilms, 300 North Zeeb Road, Ann Arbor, Michigan 48106 telephone (313) 761-4700.

Want to contact us? If you have any comments or wish to submit a manuscript or article outline, address your correspondence to:

Editor
ELECTRONIC DESIGN
50 Essex Street
Rochelle Park, N.J. 07662

A GOLD MINE OF INFORMATION & DATA


- **520** CATALOG PAGES ON ICs & SEMICONDUCTORS
- **300** CATALOG PAGES ON INSTRUMENTS
- **290** CATALOG PAGES ON POWER SUPPLIES
- **210** CATALOG PAGES ON WIRE & CONNECTOR PRODUCTS
- **150** CATALOG PAGES ON SWITCHES
- **2800** CATALOG PAGES ALL TOLD IN 52 PRODUCT CATEGORIES

Electronic Design's GOLD BOOK puts the entire electronics industry at your fingertips. Use it for product search, selection, specification and purchase. It's the most thorough industry master catalog & directory ever compiled.

When you need Information . . .


Electronic Design's

GOLD BOOK IS THE PLACE TO LOOK




Cut & Peel Circuit Board Kit. Cut prototype boards or ground planes. Assortment of 7 includes one and two sided Cut & Peel Boards on .100" grid drilled and plain epoxy-glass, "X" and "X-Y" Board, a plug-in Cut & Peel GP Board with etched gold/nickel edge connector, and a special knife. Kit #8964 is \$37.00. Circuit-Stik, Inc. Box 3396, Torr., CA 90510.

INFORMATION RETRIEVAL NUMBER 601



Mini/Bus® Evaluation Kit, \$25, in stock. Lets you try Rogers' low-cost, noise attenuating, high packaging density power distribution system for PC boards. Millions in use. Standard parts on 2 weeks delivery, or less! Customer parts 4 to 6 weeks delivery. Rogers Corporation, Chandler, Ariz. 85224. Phone (602) 963-4584

INFORMATION RETRIEVAL NUMBER 604



Thin-Trim variable capacitors provide a reliable means of adjusting capacitance without abrasive trimming or interchange of fixed capacitors. Series 9401 has high Q's and a range of capacitance values from 0.2-0.6 pf to 3.0-12.0 pf and 250 WVDC working voltage. Johanson Manufacturing Corporation, Boonton, New Jersey (201) 334-2676.

INFORMATION RETRIEVAL NUMBER 607



Free Applications Booklet—"Group Delay Equalization In Communications Systems". This comprehensive manual, prepared by SEG's Equalizer Design Dept., features useful applications information as well as a tutorial look at the design of equalizers and their functions. SEG Electronics Corp. 120-30 Jamaica Ave., Richmond Hill, N.Y. 11418 (212) 441-3200.

INFORMATION RETRIEVAL NUMBER 602




Where new high security starts, at low, lock and-key prices. We introduce the AMP 130 Security Card Reader—a high reliability, low-cost first. It could revolutionize your thinking in large volume access-control applications—hotels, motels, offices, computer peripherals. Or in timekeeping, personnel identification, factory-control equipment, etc. No external power, no complex mechanisms—operates with the insertion of a standard 2 1/8 x 3 3/8" punched card. Has a maximum capacity of 80 bits. Never needs adjustment or preventive maintenance. Compact, rugged, built to withstand a lot of user abuse. AMP Captron Division, Elizabethtown, Pa. 17022. (717) 367-1105.

INFORMATION RETRIEVAL NUMBER 605



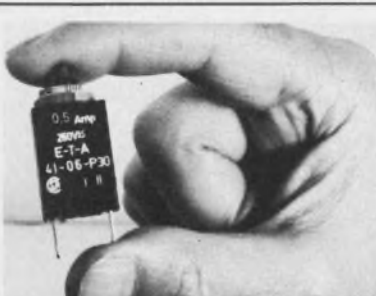
Free catalog of 34,500 power supplies from the worlds largest manufacturer of quality Power Supplies. New '74 catalog covers over 34,500 D.C. Power Supplies for every application. All units are UL approved, and meet most military and commercial specs for industrial and computer uses. Power Mate Corp. (201) 343-6294.

INFORMATION RETRIEVAL NUMBER 608




HIGH Q MULTILAYER CAPACITORS feature very high quality factors at microwave frequencies. Offered in three standard sizes: .050 x .040, .080 x .050, .125 x .095. Capacitance values from 0.1 pf to 1000 pf with close tolerance and voltages to 1000 VDCW. Johanson/Monolithic Dielectrics Div., Box 6456, Burbank, Ca. 91510, (213) 848-4465.

INFORMATION RETRIEVAL NUMBER 603



Overcurrent Protector, manual reset eliminates fuse replacement. Convenient panel mounting. 15 fractional ratings from 0.1 to 3 amp. Other models up to 400 amp. Trip-free and fool-proof, UL and CSA approved. High quality, low cost \$1.29 ea. in 1000 lots. E-T-A Products Co. of America, 7400 N. Croname Rd., Chicago, Ill. 60648. Tel: (312) 647-8303. Telex: 253780.

INFORMATION RETRIEVAL NUMBER 606



Low Cost Function Generator, Model 5800; sine, square and triangle waveforms from 0.2Hz to 2MHz. 15 volts p-p outputs, 50 ohm output. Distortion typically less than .3%. 1000:1 tuning dial covers audio range on one band. Aux. output square wave. Hite Corp. 580 Mass. Ave., Cambridge, MA 02139 (617) 491-3211. MA 02139 (617) 491-3211.

INFORMATION RETRIEVAL NUMBER 609

What is your future in E/E engineering? IEEE Manpower Reports help guide you to career success—to take advantage of favorable, offset unfavorable, employment trends.

advertiser's index

IEEE Manpower Report 1974

YOUR JOB IN E/E ENGINEERING

This new and comprehensive analysis includes summary responses to the IEEE Employment Practices Questionnaire plus government, industry, and educational current policies and practices and probable future trends, and much more.

EH01008. \$15.00/\$10.00

IEEE Manpower Report 1974

A STUDENT REVIEW

An edited version, for engineering students, of YOUR JOB IN E/E ENGINEERING. EH01032. \$2.50/\$1.85. Bulk orders for 10 or more copies are priced at \$1.00 per copy.

IEEE Manpower Monograph

LONG-RANGE FORECASTING OF MANPOWER REQUIREMENTS

A concise development of an integrated, inter-industry manpower forecasting model—the latest advance in the state of the art of manpower planning. For readers seriously involved in the subject. EH01016. \$12.50/\$10.00

IEEE Manpower Report 1973

CAREER OUTLOOK IN ENGINEERING

This nuts-and-bolts report describes factors at work in salary structuring, job-opening trends, experience advantages, employment distribution in E/E-related industries, and more. EH00893. \$15.00/\$10.00

IEEE Manpower Report 1973

CAREER OUTLOOK FOR E/E STUDENTS

An edited version, for engineering students, of CAREER OUTLOOK IN ENGINEERING. EH00976. \$2.50/\$1.85. Bulk orders for 10 or more copies are priced at \$1.00 per copy.

National Socio-Economic Data Base Conference—1974

THE MEASUREMENT AND FORECASTING OF PROFESSIONAL ENGINEERING RESOURCES

This survey and critique of existing U.S. Government engineering manpower data bases also includes the IEEE position paper on a national engineering data base, plus a new IEEE listing of E/E engineering occupational titles with proposed descriptions.

EH01024. \$7.50/\$5.00

IEEE 1972 U.S. SALARY AND FRINGE BENEFIT SURVEY

An analysis of 43,471 responses to questions on corporate pension provisions, insurance, severance pay, vacations and holidays, contributions to continuing education, and much more. EH00455. \$50.00/\$25.00

ECONOMIC CONDITIONS IN THE U.S. IN THE ELECTRICAL AND ELECTRONICS INDUSTRIES

A comprehensive study of probable engineering supply and demand conditions throughout the seventies, with recommendations for U.S. Government action to improve the engineering climate. EH00299. \$12.00/\$6.00

IEEE member discount prices are shown above in boldface type. Members must include IEEE number with order.

HOW TO ORDER: Please make check payable to IEEE and be sure to print both book title and book Order Code Number. New Jersey residents please add 5% state sales tax. Send order with payment to: IEEE Services, Dept. MP-B, 445 Hoes Lane, Piscataway, N.J. 08854

Advertiser	Page
ACDC Electronics, Inc.	13
AMP, Inc.	101
Alco Electronic Products, Inc.	90
Amphenol RF Division, The	
Bunker-Ramo Corporation	31
Analogic Corporation	33
Arrow-M Corp.	53
Art Wire & Stamping Co.	88
Astrodyne Inc.	89
Belden Corporation	10, 11
Bell Industries, J. W. Miller	
Company	86
*Bishop Graphics, Inc.	48A
Burr-Brown Research Corporation	18
C-Itoh Electronics, Inc.	94
Celanese Plastics Company	23
Ceramic Systems	97
Circuit Stik, Inc.	101
Computer Products, Inc.	99
Continental Connector Corporation	22
Continental Specialties Corporation	99
Coto Coil Company, Inc.	100
Curtis Industries, Inc.	65
Data Precision Corporation	17
Delta Products, Inc.	85
Dialight Corporation	17
Digital Equipment Corporation	8, 9
Digitran Company, The	80, 80A-B
Disc Instruments Inc.	97
E-T-A Products Co. of America	101
Electro Corporation	66
Electronic Memories, Commercial	
Memory Products	48
Electronic Navigation Industries	82
Electrostatics, Inc.	104
Elmwood Sensors, Inc.	66
Esterline Angus Instrument	
Corporation	90
Facit-Addo, Inc.	45
Fluke Mfg. Co., Inc., John	29
Fuji Electrochemical Co.	54
General Automation, Inc.	77
Gold Book, The	60, 61, 66, 100
HEI, Inc.	96
Hamamatsu Corp.	93
Harris Publishing Co.	49
Harris Semiconductor, A Division	
of Harris Corporation	59
Hayden Book Company, Inc.	67
Hewlett-Packard	2, 32
IEEE	102
Instruments for Industry, Inc.	94
Instrument Specialties Company, Inc.	79
Intech, Incorporated	84
Intel Corporation	4, 5
Intedata	14, 15
International Rectifier	55
Isotronics, Inc.	87

Advertiser	Page
Janco Corp.	93
Johanson Manufacturing Corp.	7, 101
Johanson Monolithic Dielectrics	
Division	101
Krohn-Hite Corporation	101
LH Research, Inc.	44
MCL, Inc.	95
M.T.T. Co., Ltd.	90
Magnecraft Electric Company	Cover III
*Marconi Instruments Limited	48B
Metex Corporation	92
Mini-Circuits Laboratory, A Division	
of Scientific Components Corp.	40
Monsanto, United Systems	
Corporation Subsidiary	12
Mostek Corporation	35
MuRata Corporation of America	71, 93
North American Philips	
Controls Corp.	52
Ohto Co. Ltd.	89
Panasonic Matsushita Electric	75
*Philips Electronic Components	
and Materials Division	23
Pico Electronics, Inc.	Cover II
Power/Mate Corp.	101
Power-One, Inc.	27
Power Tech, Inc.	39
Precision Monolithics Incorporated	73
Premier Metal Products Company	54
Preston Scientific Inc.	46
RCA Solid State	Cover IV
RCL Electronics, Inc.	38
RFL Industries, Inc.	93
Rogan Corporation	66
Rogers Corporation	101
Reader Service Card	104A, 104B
S.E.G. Electronics	101
Solid State Scientific, Inc.	31
Sprague Electric Company	83
Staver Company, Inc., The	89
TEC, Incorporated	91
T.R.I. Corporation	98
Tektronix, Inc.	43
Underwriters' Safety Device	
Company	90
United Systems Corporation,	
a subsidiary of Monsanto	12
Varo Semiconductor, Inc.	86
Victor Electric Wire & Cable Corp.	16
Viking Industries, Inc.	37
Wavetek Indiana Incorporated	1
Woven Electronics	6
Zero Manufacturing Co.	32

*Advertisers in non-U.S. Edition.

SAME DAY SHIPMENT

Minis & Peripherals

PRINTERS

Some "BRAND NEW"

DATA PRODUCTS

2440— 700 LPM

2470—1250 LPM \$9500

MOHAWK DATA SCIENCES

4320—300 LPM

4330—380 LPM

CONTROL DATA CORP.

9322—200 LPM \$2500

9352—600 LPM

ALSO CENTRONICS, POTTER,

A. B. DICK, IBM, HIS, UNIVAC

617-261-1100

Send for Free Report
"Maintenance of Computers"

**AMERICAN USED
COMPUTER CORP.**

P. O. Box 68, Kenmore Sta.,
Boston, MA 02215

member
COMPUTER DEALERS ASSOCIATION

CIRCLE NO. 241

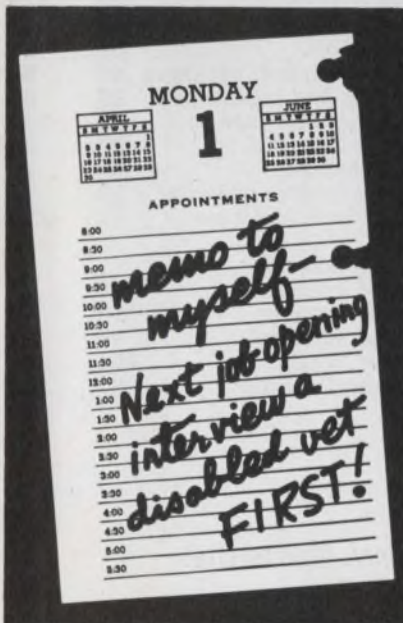
HERMETIC SEALING

Connectors • Headers • Relay Bases
Terminals • Custom Seals • Testing
Glass/Ceramic To Metal • Since 1959

DETORONICS CORPORATION

10660 E. Rush • S. El Monte, CA 91733
(213) 579-7130 • TWK 910-587-3436

CIRCLE NO. 242



The President's Committee
on Employment of the Handicapped
Washington, D.C. 20210

If you are a creative electronics engineer that doesn't mind rolling up your sleeves to develop and implement ideas, we want to talk to you.

We need two senior people with minimum requirements of a BSEE degree and 5 years design experience. The persons we are seeking must have digital logic and circuit design experience with a knowledge of TTL, MSI, discrete components and MOS. Additional strength in the field of reliability, failure analysis, and component selection are necessary for one of these openings. You must be capable of interfacing with marketing personnel, following through with design and production, and working under pressure at times to produce an international product.

These are not supervisory positions. They are product design positions requiring digital strength with a multi-discipline background.

The openings have excellent growth potential. Starting salary in high teens, but do not apply unless you can meet job description.

If you are interested in pursuing one of these positions further, send us a complete resume and salary requirements. Your resume will be considered in confidence.

Manager of Recruiting



A Wholly Owned Subsidiary of EXXON

P. O. Box No. 22087


Greensboro, N. C. 27420

AN EQUAL OPPORTUNITY EMPLOYER M/F

**Help wanted.
Every day of the year.**




**The American
Red Cross.
The Good
Neighbor.**

A Public Service of The Magazine & The Advertising Council 

DIRECT FROM STOCK

**SINGLES
72⁰⁰**



5V10A

**SINGLES AND DUALS
FULL RATING AT 71°C**

SPECIFICATIONS

Size: 7 x 5.5 x 5.5 overall
 Input: 105-125V, 47-420 Hz
 Output: Any DC voltage 3 to 30
 Regulation: Line — 0.005%
 Load — 0.05%
 Ripple: Less than 500 Microvolts
 Temp. Operative — 20 to +71°C
 Storage — 65 to +85°C
 Coefficient — 0.01%/°C Max.
 Current Limiting: Fixed Foldback Type
 Overvoltage: Optional

SINGLE OUTPUTS			DUAL OUTPUTS		
Model	Voltage	Amps	Model	Voltage	Amps
100-5	5.0	10.0	100-0505	5.0	5.0
				5.0	5.0
100-10	10.0	8.0	100-1212	12.0	3.5
				12.0	3.5
100-12	12.0	7.0	100-1515	15.0	3.0
				15.0	3.0
100-15	15.0	6.0	100-2424	24.0	2.0
				24.0	2.0
100-24	24.0	4.0	100-2828	28.0	2.0
				28.0	2.0
100-28	28.0	4.0			

ORDERING INFORMATION

Quantity	Singles	With O.V.*	Duals	With O.V.*
1-9	\$72 ea	\$78 ea	\$85 ea	\$97 ea
10-14	68	73	81	91
25-49	62	67	73	83
50-99	57	61	67	76
100+	53	57	63	72

*O.V. = Overvoltage protection

CALL (714) 279-1414

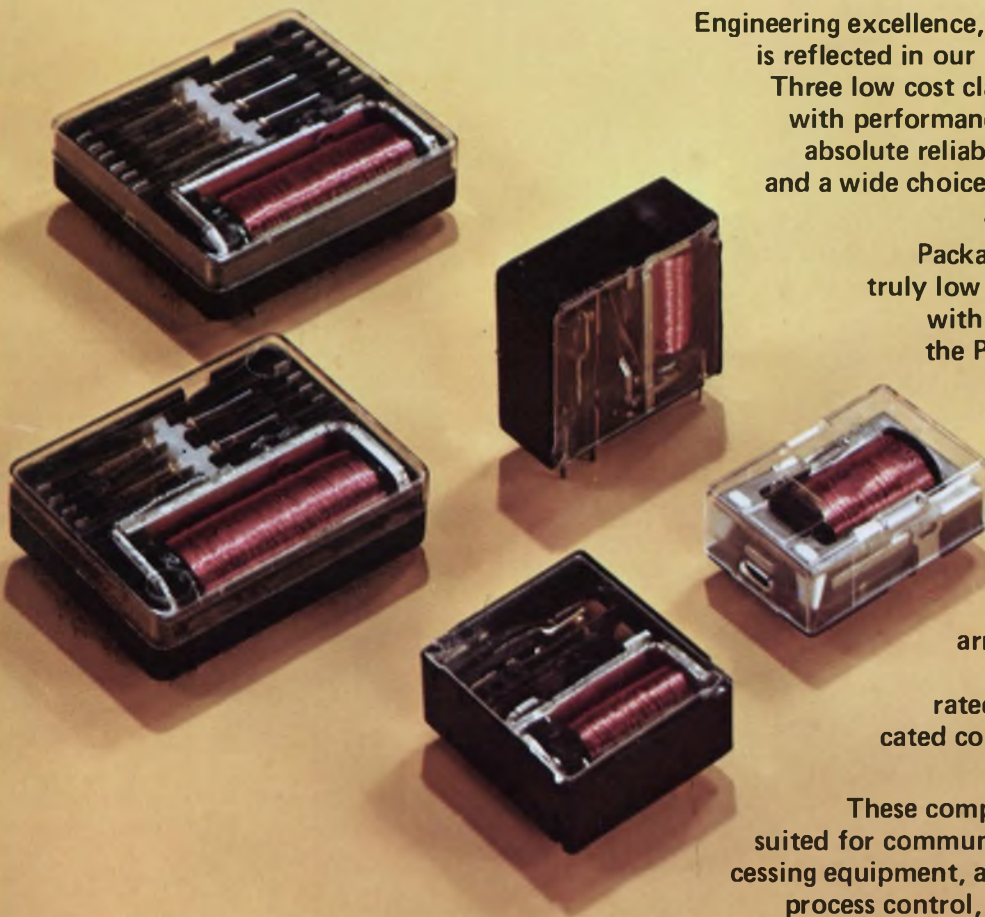
Electrostatics, Inc.
 7718 CLAIREMONT MESA BLVD. • SAN DIEGO, CA 92111

product index

Information Retrieval Service. New Products, Evaluation Samples (ES), Design Aids (DA), Application Notes (AN), and New Literature (NL) in this issue are listed here with page and Information Retrieval numbers. Reader requests will be promptly processed by computer and mailed to the manufacturer within three days.

Category	Page	IRN	Category	Page	IRN
Components			low-power S-TTL	82	308
capacitors	83	298	RAM	82	309
capacitors, ceramic	7	6	16-pin 4-k RAMs	35	23
elapsed time indicators	52	34	Microwaves & Lasers		
electromagnetic delay line	38	25	microwave materials	54	37
photocells	93	71	mixers	40	27
posistors	93	72	Modules & Subassemblies		
reed relays	100	84	a/d converters	32	21
relay	52	33	controller, motor	85	303
relays	53	35	controller, temperature	84	323
relays	111	244	converter, f/v	84	325
resistors	75	47	converter, video	84	322
sensors	66	52	converters, a/d	86	327
sensors	96	78	converters, d/a	86	326
switches	89	62	delay, signal	84	324
switches, pushbutton	90	102	electronic ignition	85	57
switches, rotary	91	69	Packaging & Materials		
switches, slide	90	103	banana jack	91	335
terminal blocks	65	41	beryllium gasket	79	49
Data Processing			cabinets and cases	54	36
converter, card/tape	92	339	cable	6	5
digital printers	94	75	coils	86	59
memory, dual-port	92	337	connector, miniature	16	11
memory products	48	31	connector, rectangular	91	334
microcomputers	5	4	connectors	22	16
minicomputer	92	338	connectors	27	18
minicomputers	9	7	connectors	31	20
minicomputers	77	48	contacts	88	61
peripheral data equipment	45	30	cooling packages	89	64
test panel	92	336	fuzz buttons	91	333
Discrete Semiconductors			heat sinks	89	63
displays, numeric	88	328	knobs	66	51
LEDs	17	13	microelectronic packages	87	60
power transistors	88	329	sockets and bus strips	99	83
rectifiers, bridge	88	331	splicing iron, tape	91	332
rectifiers, silicon	86	58	terminal blocks	90	68
transistors, high-voltage	88	330	test chamber	94	76
Instrumentation			thermoplastic polyester	23	17
amplifiers, isolation	90	67	wire, cable and cord	11	234
chart recorders	95	341	Power Sources		
DMM	95	342	power sources	95	77
digital sweep	94	302	power supplies	13	9
gaussmeters	93	74	power supplies	99	82
generators	98	81	power supply, dc	104	87
multimeters	17	12	standard, ac/dc	87	301
optical tachometer	97	80	new literature		
oscilloscope	43	28	process control systems	97	351
power amplifiers	82	54	rack/panel connectors	98	357
recorders	90	65	tachometry systems	98	358
sweepers	1	2	transducer control system	97	349
switches	44	29	Who's Who in Electronics	59	38
word generators	95	340	wire cable and cord sets	96	344
Integrated Circuits			YIG devices	96	348
a/d converter	81	304			
CMOS	21	15			
counters/dividers	83	320			
driver/receiver	82	310			
drivers	83	321			
IC tone alarm	84	56			

Introducing, a New Design Spectrum* of Low Profile Relays.



Engineering excellence, a tradition at Magnecraft, is reflected in our new printed circuit relays. Three low cost classes are available in stock with performance specifications including absolute reliability, long mechanical life, and a wide choice of contact configurations and switching capabilities.

Packaging flexibility includes, a truly low profile dust proof design, with a minimum height above the P.C. board, and a vertically mounted space saving version. The relays feature industry standard .1 inch grid spacing for terminals, and high density center to center board spacing. Contact arrangements include SPDT, DPDT, 4PDT, and 6PDT rated from 1 to 8 amps. Bifurcated contacts are optional on certain configurations.

These compact relays are particularly suited for communication systems, data processing equipment, automatic control systems, process control, automotive and consumer electronics.

*Family of Relays



Free!
LOW PROFILE
RELAY BROCHURE

Specifications, photos, and line drawings are included in Magnecraft's latest 4 page bulletin, number 750. A 36 page stock relay catalog will accompany the bulletin for all your relay applications.

Find Magnecraft Relays in EEM and the Gold Book

Magnecraft® ELECTRIC COMPANY

5575 NORTH LYNCH AVENUE • CHICAGO, ILLINOIS 60630 • 312 • 282-5500 • TWX 910 221 5221

What's new in MOS...

RCA announces the 7001I memory in volume.

What is the company who created CMOS doing in NMOS memories? Putting all of its knowledge in "P" and "N" MOS technologies and its experience in high volume manufacture to work to become an important new source to you.

You told us that although there is already a long list of memory makers you could use another major supplier. One from whom you could expect a steady flow of product in volume. For as long as you need it. Without having to stop to worry about quality problems.

When we decided to enter the field and make memories an important part of the broad RCA semiconductor line, we chose the 7001I 1024-Bit RAM as our starting point. Less than six months after that decision we can accept orders for quantities as high as you can use. And by the time you need 4K memories, we expect to be ready to make the same high volume-high quality offer.

In speed, cycle time, TTL compatibility, package, and every other way the RCA MW7001ID is

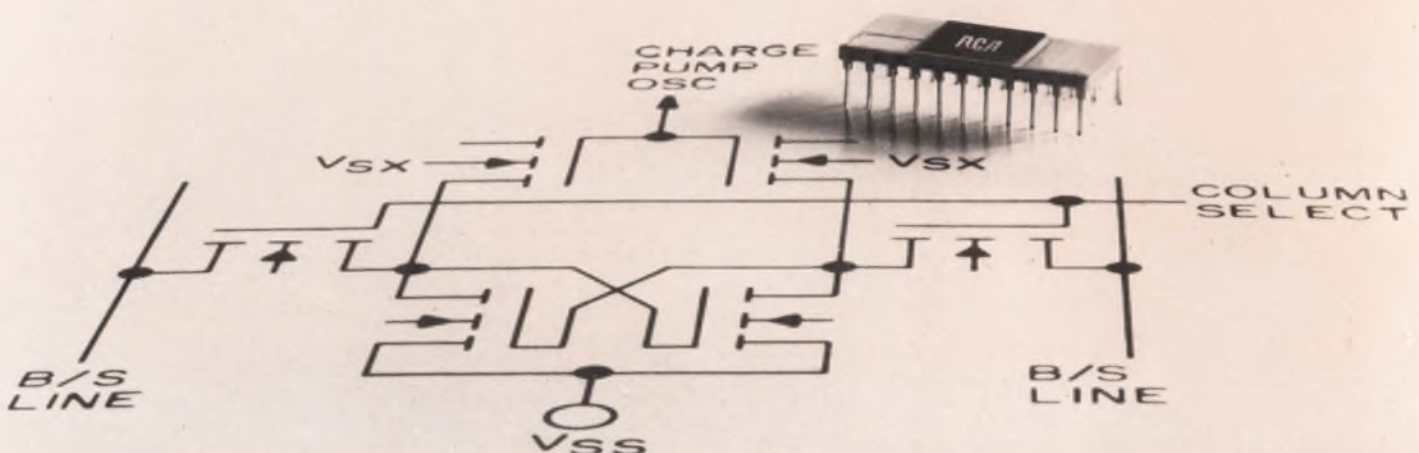
interchangeable with any industry standard 7001I. So when the need is there, RCA is ready. We're anxious to set up a program to help you evaluate our product and our production capability.

If you prefer to check out the MW7001ID on your own, you can purchase evaluation quantities through your RCA Solid State distributor. If you really have no immediate need for a new high quality source for the 7001I, watch for the NMOS announcements forthcoming from RCA. When it comes to memories, we're planning to be able to help you in more ways than one.

Write: RCA Solid State, Box 3200, Somerville, New Jersey 08876; Ste. Anne de Bellevue 810, Canada; Sunbury-on-Thames, U.K.; Fuji Bldg., Tokyo, Japan.

RCA

INFORMATION RETRIEVAL NUMBER 245



RCA. The first house in CMOS moves into memories.