

QST

December 1954

40 Cents

45c in Canada

devoted entirely to

amateur radio



*Season's
Greetings
to All*

H. R. HICK

THE STANDARD OF COMPARISON FOR OVER 20 YEARS

HIGH FIDELITY TRANSFORMERS

FROM STOCK... ITEMS BELOW AND 650 OTHERS IN OUR CATALOGUE B.



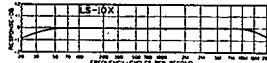
TYPICAL UNITS

LINEAR STANDARD series


Linear Standard units represent the acme from the standpoint of uniform frequency response, low wave form distortion, thorough shielding and dependability. LS units have a frequency response within 1 db. from 20 to 20,000 cycles.

Hum balanced coil structures and multiple alloy shielding, where required, provide extremely low inductive pickup.


These are the finest high fidelity transformers in the world. 85 stock types from milliwatts to kilowatts.




LS-10X Shielded Input
Multiple line (50, 200, 250, 500/600, etc.) to 50,000 ohms... multiple shielded.



LS-19 Plate to Two Grids
Primary 15,000 ohms.
Secondary 95,000 ohms C.T.



LS-50 Plate to Line
15,000 ohms to multiple line... +15 db. level.




LS-63 P.P. Plates to Voice Coil
Primary 10,000 C.T. and 6,000 C.T. suited to Williamson, M.F. ul. linear circuits.
Secondary 1.2, 2.5, 5, 7.5, 10, 15, 20, 30 ohms. 20 watts.



CASE	LS-1	LS-2	LS-3
Length	3 1/4"	4-7/16"	5-13/16"
Width	2 3/4"	3 1/2"	5"
Height	3 1/4"	4-3/16"	4-11/16"
Unit Wt.	3 lbs.	7.5 lbs.	15 lbs.

HIPERMALLOY series


This series provides virtually all the characteristics of the Linear Standard group in a more compact and lighter structure. The frequency response is within 1 db. from 30 to 20,000 cycles. Hipermalloy nickel iron cores and hum balanced core structures provide minimum distortion and low hum pickup. Input transformers, maximum level +10db. Circular terminal layout and top and bottom mounting.




HA-100X Shielded Input
Multiple line to 80,000 ohm grid... tri-alloy shielding for low hum pickup.



HA-108 Plate to Two Grids
15,000 ohms to 135,000 ohms in two sections... +12 db. level.



HA-113 Plate to Line
15,000 ohms to multiple line... +12 db. level... 0 DC in primary.




HA-133 Plate (DC) to Line
15,000 ohms to multiple line... +15 db. level... 8 Ma. DC in primary.




CASE	HA-1	HA-2	HA-3
Length	2 3/4"	3-9/16"	4-1/2"
Width	1-15/16"	2-1/2"	3-1/2"
Height	3 1/4"	3 1/2"	4 1/2"
Unit Weight	2 lbs.	3 lbs.	4 lbs.

ULTRA COMPACT series


UTC Ultra Compact audio units are small and light in weight, ideally suited to remote amplifier and similar compact equipment. The frequency response is within 2 db. from 30 to 20,000 cycles. Hum balanced coil structure plus high conductivity die cast case provides good inductive shielding. Maximum operating level is +7db. Top and bottom mounting as well as circular terminal layout are used in this series as well as the ones described above.




A-10 Line to Grid
Multiple line to 50,000 ohm grid.




A-18 Plate to Two Grids
15,000 ohms to 80,000 ohms, primary and secondary both split.



A-20 Mixing Transformer
Multiple line to multiple line for mixing mikes, lines, etc.




A-26 P.P. Plates to Line
30,000 ohms plate to plate, to multiple line.




A CASE		
Length	1 1/2"	1 1/2"
Width	1 1/2"	1 1/2"
Height	2"	2"
Unit Weight	1/2 lb.	1/2 lb.

GRABBER series


UTC Grabber units are ideal for portable, semi-ported service and similar applications. These units are extremely compact and fully impregnated and sealed in a die cast housing. Most items provide frequency response within 1 db. from 30 to 20,000 cycles. Maximum operating level is +7db. These units are also available in our stock P.P. series which provide plug-in bias. The 12B is a new line to grid transformer using the heavy gauge hyper-magnetic shields for high hum shielding.




G-1 Line to Grid
Primary 50, 200/250, 300/600 ohms to 50,000 ohm grid.



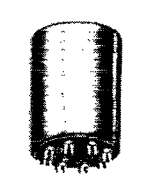
G-6 Plate to Two Grids
15,000 ohms to 95,000 ohms C.T.



G-9 Plate (DC) to Line
Primary 15,000 ohms, Secondary 50, 200/250, 500/600.



G-14 50:1 Line to Grid
Primary 200 ohms, Secondary 5 megohm for mike or line to grid.



OUNGER CASE	
Diameter	7/8"
Height	1-3/16"
Unit Weight	1 oz.

UNITED TRANSFORMER CO.

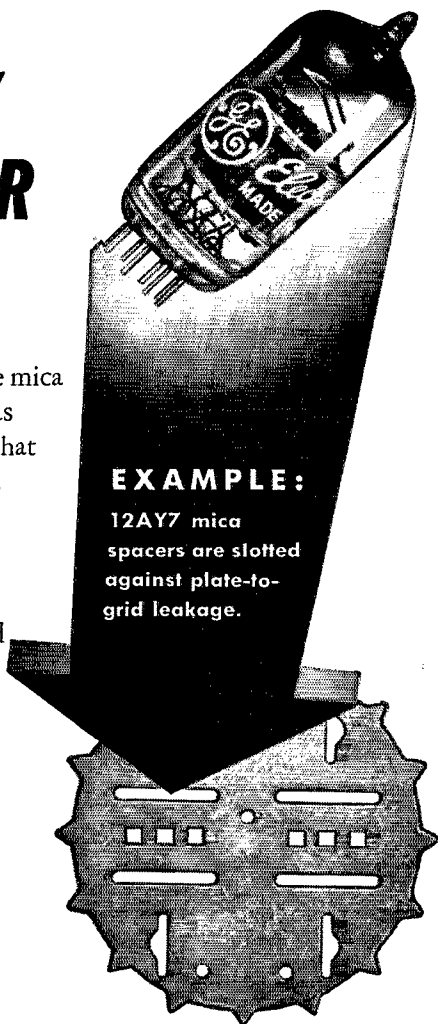
150 Varick Street, New York 13, N. Y. EXPORT DIVISION: 13 E. 40th St., New York 16, N. Y. CABLES: "ARLAB"

G-E TUBE QUALITY SHOWS IN SUPERIOR DESIGN DETAILS

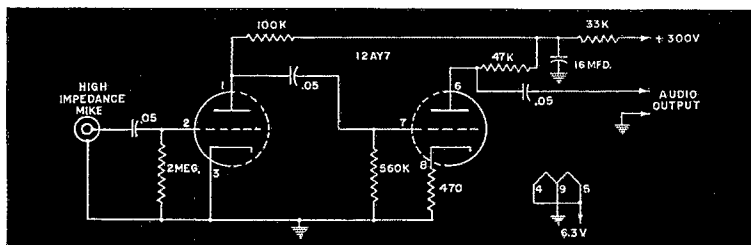
THEY'RE special, the 4 slots that G.E. puts in the mica spacers of 12AY7 twin triodes. The slots act as barriers to plate-to-grid leakage, which can cause that baneful "egg-frying" noise in audio amplification.

You get a quiet tube in the 12AY7 because G-E designers made sure that every part is engineered for low microphonics. As with all General Electric tubes, 12AY7 high quality isn't merely determined by tests—instead, it starts at the drawing-board, is a product of many G-E design features that join to assure optimum performance.

See the 12AY7 at your G-E tube distributor's! Buy G-E tubes for every ham requirement! You can be sure your needs will be met by efficient types *designed-in-detail* for their jobs! Tube Department, General Electric Company, Schenectady 5, New York.



EXAMPLE:
12AY7 mica spacers are slotted against plate-to-grid leakage.



● Low noise level of G.E.'s 12AY7 enables this 2-stage amplifier to boost speech input with a minimum of hum and hiss. Build the device on a turret-type socket . . . it will take up only 1 square inch chassis space!

CQ . . . CQ . . . Have you nominated your Edison Award candidate?


Letters must be postmarked not later than January 3, 1955. If you haven't selected your candidate, please do so soon—then prepare and mail in your nominating letter.

Instructions were given on this page in September. Trophy, gift, and national acclaim will go to the amateur who has rendered outstanding public service in 1954!



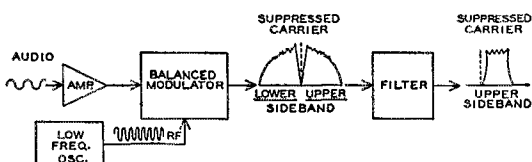
166-186

GENERATING SSB SIGNALS



The actual generation of the single sideband signal is perhaps the most important part of a SSB transmitter. In designing this part of the circuit, careful consideration should be given to the band width of the signal generated. Without careful design, this band width can be much greater than would be expected and can cause considerable adjacent channel interference on both sides of the desired signal. The most desirable performance characteristics of an SSB generator would be the ability to generate the desired sideband, completely suppress the undesired sideband and suppress the carrier. Practical design permits suppressing the undesired sideband and carrier by more than 40 db. Following is a discussion of one way that these performance characteristics may be obtained.

The block diagram below shows a "filter" type single sideband generator.



It shows how the audio and RF signals are combined in the balanced modulator and how the filter removes one sideband. If the balanced modulator is properly adjusted, the carrier can be reduced 40 db or more. Care must be taken in the design of any balanced modulator in order to prevent the RF output from coupling around the balanced modulator and being re-inserted in a later stage. This undesired coupling can be caused by stray capacitive coupling or by coupling through common power leads. Unwanted coupling around the balanced modulator will not allow complete suppression of the carrier.

The output of the balanced modulator contains

both sidebands and has the RF carrier suppressed. All the modulation components passed by the audio amplifier will appear as sidebands in the output of the balanced modulator. In order to limit the transmitted bandwidth to only that required for a satisfactory communications circuit, it is necessary to restrict the passband at some point in the transmitter circuitry. This is most easily done by the filter following the balanced modulator. This filter is required to do several things. (1) It should pass the desired sideband. (2) It should limit the bandwidth of the desired sideband to that required for an intelligible communications circuit. (3) It should provide adequate suppression to the undesired sideband. (4) It should provide some attenuation to the carrier frequency. The Collins Mechanical Filter Type 455C-31 will satisfy the above requirements. It provides a transmitted bandwidth of 3100 cps. It does not require the use of any additional audio bandpass filters. It provides at least 60 db of attenuation to the undesired sideband. No manual adjustments are required to maintain this attenuation. It will provide between 12 and 18 db of attenuation to the carrier frequency, thereby reducing the requirement for a high degree of carrier balance in the balanced modulator.

The principal advantages of the filter type single sideband generator are its ability to maintain its performance characteristics indefinitely; there are no controls, such as the critical ones required by some systems for RF and audio phasing, to get out of adjustment, and there are no critical phase shifting or audio bandpass networks required. Optimum performance can be easily provided with a Mechanical Filter exciter. When operating SSSC, we should make sure that we are utilizing the advantages offered by the system and that we are operating with a single sideband, with the carrier suppressed.

COLLINS RADIO COMPANY • Cedar Rapids, Iowa

261 Madison Ave.
NEW YORK 16

1930 Hi-Line Drive
DALLAS 2

2700 W. Olive Ave.
BURBANK

COLLINS RADIO CO. OF CANADA, LTD., 74 Sparks Street, OTTAWA, ONTARIO



QST

DECEMBER 1954

VOLUME XXXVIII • NUMBER 12

PUBLISHED, MONTHLY, AS ITS OFFICIAL ORGAN, BY THE AMERICAN RADIO RELAY LEAGUE, INC., AT WEST HARTFORD, CONN., U. S. A.; OFFICIAL ORGAN OF THE INTERNATIONAL AMATEUR RADIO UNION

STAFF

Editorial

A. L. BUDLONG, WIBUD
Editor

HAROLD M. McKEAN, WICEG
Managing Editor

GEORGE GRAMMER, WIDF
Technical Editor

DONALD H. MIX, WITS
BYRON GOODMAN, WIDX
Assistant Technical Editors

EDWARD P. TILTON, WIHDO
V.H.F. Editor

C. VERNON CHAMBERS, W1EQ
LEWIS G. McCOY, WIICP
Technical Assistants

ROD NEWKIRK, W9BRD
DX Editor

ELEANOR WILSON, W1QON
YL Editor

ANN B. FURR, W1ZIB
Production Assistant

Advertising

LORENTZ A. MORROW, W1VG
Advertising Manager

EDGAR D. COLLINS
Advertising Assistant
Circulation

DAVID H. HOUGHTON
Circulation Manager

J. A. MOSKEY, W1MY
Assistant Circulation Manager

OFFICES

38 La Salle Road

West Hartford 7, Connecticut

TEL.: AD 3-6268 TWX: HF 88

Subscription rate in United States and Possessions, \$4.00 per year, postpaid; \$4.25 in the Dominion of Canada, \$5.00 in all other countries. Single copies, 40 cents. Foreign remittances should be by international postal or express money order or bank draft negotiable in the U. S. and for an equivalent amount in U. S. funds.

Entered as second-class matter May 29, 1919, at the post office at Hartford, Connecticut, under the Act of March 3, 1879. Acceptance for mailing at special rate of postage provided for in section 1102, Act of October 3, 1917, authorized September 9, 1922. Additional entry at Concord, N. H., authorized February 21, 1929, under the Act of February 28, 1925.

Copyright 1954 by the American Radio Relay League, Inc. Title registered at U. S. Patent Office. International copyright secured. All rights reserved. *Quedan reservados todos los derechos.* Printed in U. S. A.

INDEXED BY
INDUSTRIAL ARTS INDEX

Library of Congress Catalog
Card No.: 21-9421

—CONTENTS—

TECHNICAL —

120 Watts of Audio Without Driving Power
George Grammer, WIDF 15

Dual Regulated General-Purpose Power Supply
Vincent W. Hansen, W5RVD 20

A Thyatron-Controlled Electronic Key
Jack D. Gallagher, W5HZB 24

Using the B.F.O. as an Interpolation Oscillator
R. R. Campbell, W4DFR 31

Double-Conversion Attachment for
2-Meter Receivers.....*M. K. Bretzfelder, W2JPX* 32

Simple Crystal-Controlled Converters
W. W. Deane, W6RET/KR6MO 34

Notes on Grounded-Grid R.F. Power Amplifiers
T. H. Puckett, W5JXM/1 36

The 500-W Power Amplifier.....(Recent Equipment) 40

BEGINNER —

40 Watts on the 7- and 21-Mc. Bands
Lewis G. McCoy, WIICP 11

Technician Rig for 220 and 420 Mc.
Mason P. Southworth, W1VLH 27

OPERATING —

Results, Eighteenth ARRL Field Day
Phil Simmons, W1ZDP 42

The Novice Round-up..... 51

DX Century Club Roster..... 60

GENERAL —

"It Seems to Us..."..... 9 United States Naval Reserve... 62

Our Cover..... 10 How's DX?..... 63

In QST 25 Years Ago..... 10 The World Above 50 Mc..... 67

Military Affiliate Radio System 35 Operating News..... 70

Hints & Kinks..... 39 With the AREC..... 74

Happenings of the Month..... 52 Station Activities..... 77

YL News and Views..... 54 Silent Keys..... 142

On the TVI Front..... 57 Feed-Back..... 146

I.A.R.U. News..... 58 Hamfest Calendar... 158

Correspondence from Members. 59 QST Index for 1954..... 164

Now is the time for all good Hams to have the pleasure of receiving one of the world's finest gifts—a genuine Hallicrafters.

Brand New and very much wanted—Model HT-30 Single Sideband AM and CW Transmitter/Exciter.

- Highly stable VFO with full 100:1 ratio gear drive system built-in, calibrated in kc.
- Stability comparable to most crystals .009%.
- Full band switching.
- Ample gain for 55 db microphone. Hum and noise 40 db down.
- Full 50 watt peak power output.
- Complete built-in metering.
- Unwanted sideband at least 40 db down.
- Undesired beat frequency down 60 db or more.
- Stable 50 kc filter system.
- T. V. I. suppressed.
- Provisions for coaxial output fitting.
- Built-in voice control circuit with bias switching for final amplifier.
- AM—CW—SSB—19 tubes plus voltage regulator and 2 rectifiers.

hallicrafters


Chicago 24, Illinois

In Canada:

THE HALLCRAFTERS COMPANY
Don Mills Road
Box 27, Station R
Toronto 17, Ontario, Canada

HT-30

HALLICRAFTERS



**Model HT-30
Coming Soon**

For... Jack.....

From... Dad.....

For many happy years

COMMUNICATIONS

HT-30



MERRY CHRISTMAS

B I L L P E T E R S E N , W O J R Y



PETERSEN RADIO COMPANY, Inc.
2800 WEST BROADWAY, COUNCIL BLUFFS, IOWA

Section Communications Managers of the ARRL Communications Department

Reports Invited. All amateurs, especially League members, are invited to report station activities on the first of each month (or preceding month) direct to the SCM, the administrative ARRL official elected by members in each Section. Radio club reports are also desired by SCMs for inclusion in QST. **ARRL Field Organization station appointments** are available in the areas shown to qualified League members. These include ORS, OES, OPS, OO and OBS. SCMs also desire applications for SEC, EC, RM and PAM where vacancies exist. *All amateurs* in the United States and Canada are invited to join the Amateur Radio Emergency Corps (ask for Form 7).

ATLANTIC DIVISION			
Eastern Pennsylvania	W3BIP	W. H. Wland	R D 1, Box 300
Maryland-Delaware-D. C.	W3EQK	Arthur W. Plummer	3804 Rexmere Road
Southern New Jersey	K2BG	Herbert C. Brooks	800 Lincoln Ave.
Western New York	W2SJV	Edward Graf	81 King St.
Western Pennsylvania	W3NCD	R. M. Heck	RFD 1
CENTRAL DIVISION			
Illinois	W9YTX	George Schreiber	239 S. Scoville Ave.
Indiana	W9BKJ	George H. Graue	824 Home Ave.
Wisconsin	W9RQM	Reno W. Goetsch	929 S. 7th Ave.
DAKOTA DIVISION			
North Dakota	W0HNW	Earl Kirkeby	P. O. Box 12
South Dakota	W0RRN	J. W. Sikorski	1900 South Menlo Ave.
Minnesota	W0MXC	Charles M. Bove	1611 1/2 E. Lake St.
DELTA DIVISION			
Arkansas	W5FMF	Owen G. Mahoney	Box 157
Louisiana	W5FMO	Thomas J. Morgavi	3421 Beaulieu St.
Mississippi	W5OTD	Dr. A. R. Cortese	Box 326
Tennessee	W4SCF	Harry C. Simpson	1863 So. Wellington St.
GREAT LAKES DIVISION			
Kentucky	W4SBI	Robert E. Fields	531 Central Ave., (Kentucky side)
Michigan	W8HKT	Fabian T. McAllister	RFD 1, Box 368
Ohio	W8AJW	John E. Sriniger	297 Clague Rd.
HUDSON DIVISION			
Eastern New York	W2ILI	Stephen J. Neason	794 River St.
N. Y. C. & Long Island	W2YBT	Carleton L. Coleman	P.O. Box 1011
Northern New Jersey	W2VQR	Lloyd H. Manamon	709 Seventh Ave.
MIDWEST DIVISION			
Iowa	W0PPV	William G. Davis	3rd St.
Kansas	W0ICV	Earl N. Johnston	624 Roosevelt
Missouri	W0GBI	Clarence L. Arundale	1048 South Jefferson Ave.
Nebraska	W0CBH	Floyd B. Campbell	203 W. 8th St.
NEW ENGLAND DIVISION			
Connecticut	W1EFW	Milton E. Chaffee	53 Honesdale Ave.
Maine	W1AFT	Bernard Seamon	73 Middle St.
Eastern Massachusetts	W1ALP	Frank L. Baker, jr.	91 Atlantic St.
Western Massachusetts	W1MNG	Arthur Zaverella	1702 Main St.
New Hampshire	W1HS	Harold J. Preble	Route 4
Rhode Island	W1JBB	Merrill D. Randall	#2 Bungalo, Girard Ave.
Vermont	W1RNA	Robert L. Scott	108 Sias Ave.
NORTHWESTERN DIVISION			
Alaska	KL7AGU	Dave A. Fulton	Box 103
Idaho	W7IWU	Alan K. Ross	2105 Irene St.
Montana	W7CT	Leslie E. Crouter	608 Yellowstone Ave.
Oregon	W7BUS	John M. Carroll	P. O. Box 706
Washington	W7FIX	Victor S. Gish	511 East 71st St.
PACIFIC DIVISION			
Hawaii	KH6KS	James E. Keefer	3459 Kahawala Dr.
Nevada	W7TJ	Kay T. Warner	539 Birch St.
Santa Clara Valley	W6WGO	R. Paul Tibbs	1946 Hamill Way
East Bay	W6RLB	Guy Black	1546 Spruce St.
San Francisco	W6GGC	Walter A. Buckley	36 Colonial Way
Sacramento Valley	W6JDN	Harold L. Lucero	1113 Elinore Ave.
San Joaquin Valley	W6GIW	Edward L. Bewley	421 East Olive St.
ROANOKE DIVISION			
North Carolina	W4WXZ	Charles H. Brydges	3246 Sunset Drive
South Carolina	W4ANR	T. Hunter Wood	1702 North Rhett Ave.
Virginia	W4KX	John Carl Morgan	Merrimans Lane
West Virginia	W8JQQ	Albert H. Hix	1013 Belmont St.
ROCKY MOUNTAIN DIVISION			
Colorado	W0CDX	Karl Brueggeman	1945 Kearny St.
Utah	W7UTM	Floyd L. Hinshaw	165 East 4th, North
Wyoming	W7PKX	Wallace J. Ritter	P. O. Box 797
SOUTHEASTERN DIVISION			
Alabama	W4MI	Joe A. Shannon	3809 Springfield Blvd.
Eastern Florida	W4FWZ	John W. Hollister	1003 E. Blount St.
Western Florida	W4MS	Edward J. Collins	226 Kings Highway
Georgia	W4NS	George W. Parker	563 Ramon Llovett
West Indies (Cuba-P.R.-V.I.)	KP4DJ	William Werner	
Canal Zone	KZ5RM	Roger M. Howe	Box 462
SOUTHWESTERN DIVISION			
Los Angeles	W6YVJ	Howard C. Bellman	973 Mayo St.
Arizona	W7LVR	Albert Steinbrecher	RFD 5, Box 800
San Diego	W6LRU	Don Stansifer	4427 Pescadero
Santa Barbara	W6IOX	Vincent J. Haggerty	1017 Indio Muerto St.
WEST GULF DIVISION			
Northern Texas	W5IQD	T. Bruce Craig	1706 27th
Oklahoma	W5RST	Dr. Will G. Crandall	State Veterans Hospital
Southern Texas	W5FJF	Dr. Charles Fermaglich	618 Medical Arts Bldg.
New Mexico	W5ZU	G. Merton Sayre	Box 625
CANADIAN DIVISION			
Maritime	VE1OM	Douglas C. Johnson	104 Preston St.
Ontario	VE3IA	G. Eric Farquhar	16 Emerald Crescent
Quebec	VE2GL	Gordon A. Lynn	R.R. No. 1
Alberta	VE6MJ	Sydney T. Jones	10706-57th Ave.
British Columbia	VE7JT	Peter McIntyre	981 West 26th Ave.
Yukon	VE4LC	Leonard E. Cuff	286 Rutland St.
Manitoba	VE5HR	Harold K. Horn	1044 King St.
Saskatchewan			
			Halifax, N. S.
			Burlington, Ont.
			Ste. Genevieve de
			Pierrefonds P. Q.
			Edmonton, Alta.
			Vancouver, B. C.
			St. James
			Saskatoon

* Official appointed to act temporarily in the absence of a regular official.



One gift that will surely bring real pleasure throughout many years—a genuine Hallicrafters—because the name means so much to anyone who is just beginning or one who has devoted many years to amateur radio.

As ideal for this giving season may we suggest
the BRAND NEW Hallicrafters SX-96

Model SX-96 SELECTABLE SIDEBAND RECEIVER

- Covers Broadcast 538-1580 kc plus three S/W 1720 kc—34 Mc.
- Precision gear drive dial system.
- Double conversion with selectable crystal controlled second oscillators
- Selectable side band reception of both suppressed carrier and full carrier transmissions.
- Highly selective 50 kc I. F. system.
- CW operation with AVC on.
- Delayed AVC.
- Calibrated bandspread—"S" meter—double superhet.
- 10 tubes, 1 rectifier and voltage regulator.

hallicrafters

Chicago 24, Illinois

In Canada:

THE HALLICRAFTERS COMPANY • Don Mills Road • Box 27, Station R • Toronto 17, Ontario, Canada

HALLICRAFTERS

For... *Jack*

From... *Dad*



Model SX-96

For many happy years

GIFT CERTIFICATE

ONE

ONE

THE AMERICAN RADIO RELAY LEAGUE, INC.,

is a noncommercial association of radio amateurs, bonded for the promotion of interest in amateur radio communication and experimentation, for the relaying of messages by radio, for the advancement of the radio art and of the public welfare, for the representation of the radio amateur in legislative matters, and for the maintenance of fraternalism and a high standard of conduct.

It is an incorporated association without capital stock, chartered under the laws of Connecticut. Its affairs are governed by a Board of Directors, elected every two years by the general membership. The officers are elected or appointed by the Directors. The League is noncommercial and no one commercially engaged in the manufacture, sale or rental of radio apparatus is eligible to membership on its board.

"Of, by and for the amateur," it numbers within its ranks practically every worth-while amateur in the nation and has a history of glorious achievement as the standard-bearer in amateur affairs.

Inquiries regarding membership are solicited. A bona fide interest in amateur radio is the only essential qualification; ownership of a transmitting station and knowledge of the code are not prerequisite, although full voting membership is granted only to licensed amateurs.

All general correspondence should be addressed to the administrative headquarters at West Hartford, Connecticut.



Past Presidents

HIRAM PERCY MAXIM, W1AW, 1914-1936
EUGENE C. WOODRUFF, W8CMP, 1936-1940
GEORGE W. BAILEY, W2KH, 1940-1952

Officers

President GOODWIN L. DOSLAND, W0TNS
Moorhead, Minnesota

First Vice-President WAYLAND M. GROVES, W5NW
P.O. Box 586, Odessa, Texas

Vice-President FRANCIS E. HANDY, W1BDI
38 La Salle Road, West Hartford, Connecticut

Vice-President PERCY C. NOBLE, W1BVR
37 Broad St., Westfield, Massachusetts

Secretary A. L. BUDLONG, W1BUD
38 La Salle Road, West Hartford, Connecticut

Treasurer DAVID H. HOUGHTON
38 La Salle Road, West Hartford, Connecticut

• • • • •

General Counsel PAUL M. SEGAL
816 Connecticut Ave., Washington 6, D.C.

Technical Director GEORGE GRAMMER, W1DF
38 La Salle Road, West Hartford, Connecticut

Technical Consultant PHILIP S. RAND, W1DBM
Route 58, Redding Ridge, Connecticut

Assistant Secretaries:
JOHN HUNTOON, W1VLQ LEE AURICK, W1RDV
PERRY F. WILLIAMS, W1UED
38 La Salle Road, West Hartford, Connecticut

DIRECTORS

Canada

ALEX REID VE2BE
240 Logan Ave., St. Lambert, P. Q.
Vice-Director: Reginald K. Town YF7AC
2979 Graveley St., Vancouver 6, B. C.

Atlantic Division

GILBERT L. CROSSLEY W3YA
Dept. of E. E., Penna. State University
State College, Pa.
Vice-Director: Charles O. Budgett W3LVF
725 Garden Road, Glenside, Pa.

Central Division

WESLEY E. MARINER W9AND
844 N. Galena Ave., Dixon 7, Ill.
Vice-Director: Harry M. Matthews W9UQT
Box 1195, Springfield, Ill.

Dakota Division

ALFRED M. GOWAN W0PHR
1012 South Willow Ave., Sioux Falls, S. D.
Vice-Director: Forrest Bryant W0FDS
6840 Harriet Ave., Minneapolis, Minn.

Delta Division

GEORGE H. STEED W5BUX
1912 Beech St., Pine Bluff, Ark.
Vice-Director: George S. Acton W5BMM
Plain Dealing, La.

Great Lakes Division

JOHN H. BRABB W8SFP
708 Ford Bldg., Detroit 26, Mich.
Vice-Director: Robert L. Davis W8EYE
247 Highland Ave., Salem, Ohio

Hudson Division

GEORGE V. COOKE, JR. W2OBU
88-31 239 St., Bellerose 26, N. Y.
Vice-Director: Thomas J. Ryan, Jr. W2NKD
1082 Anna St., Elizabeth 4, N. J.

Midwest Division

WILLIAM J. SCHMIDT W0OZN
306 S. Vassar, Wichita, Kansas
Vice-Director: James E. McKim W0MYG
1404 S. Tenth, Salina, Kansas

New England Division

PERCY C. NOBLE W1BVR
37 Broad St., Westfield, Mass.
Vice-Director: Frank L. Baker, Jr. W1ALP
91 Atlantic St., North Quincy 71, Mass.

Northwestern Division

R. REX ROBERTS W7CPY
837 Park Hill Drive, Billings, Mont.
Vice-Director: Karl W. Weingarten W7BG
3219 N. 24th St., Tacoma 7, Wash.

Pacific Division

RAY H. CORNELL W6JZ
909 Curtis St., Albany 6, Calif.
Vice-Director: Harry M. Engwicht W6HC
770 Chapman, San Jose 26, Calif.

Roanoke Division

P. LANIER ANDERSON, JR. W4MWH
428 Maple Lane, Danville, Va.
Vice-Director: Gus M. Browning W4BPD
135 Broughton St., S. E., Orangeburg, S. C.

Rocky Mountain Division

CLAUDE M. MAER, JR. W0IC
740 Lafayette St., Denver, Colo.
Vice-Director:

Southeastern Division

JAMES P. BORN, JR. W4ZD
25 First Ave., N.E., Atlanta, Ga.
Vice-Director: Randall E. Smith W4DQA
902 Plaza Court, Orlando, Fla.

Southwestern Division

JOHN R. GRIGGS W6KW
3661 Buckingham Rd., Los Angeles 8, Calif.
Vice-Director: Walter R. Joos W6EKM
1315 N. Overhill Drive, Inglewood 3, Calif.

West Gulf Division

A. DAVID MIDDLETON W5CA
9 Kay Road, Tjeras, N. M.
Vice-Director: Carl C. Drumeller W5EHC
5824 N.W. 58th St., Oklahoma City 12, Okla.

"It Seems to Us..."

TECHNICIAN PRIVILEGES

By decision of the ARRL Board of Directors, the League has filed with the Federal Communications Commission an endorsement of its proposal to open the 50-Mc. band to Technicians, and opposition to its proposal to open the 144-Mc. band to those licensees. Our correspondence indicates a lack of understanding on the part of many amateurs as to why the League has assumed what appears to them to be contradictory viewpoints.

We think the difficulty arises from a misunderstanding of the Board's basic objective in this whole matter. The objective is increased occupancy of the 50-Mc. band — especially by newcomers. Two years ago the Board, in the course of its annual survey of our affairs, noted with concern a decreasing interest on the part of newcomers in the 50-Mc. band, potentially one of our most valuable. At that time, in an endeavor to correct the situation, the Board voted to ask FCC to permit Novice licensees to operate on 50 Mc., in addition to the other Novice bands. It was hoped this would result in the desired newcomer interest in a mighty fine, but lately neglected, segment of our amateur territory.

However, this year FCC turned down this proposal, basing its decision largely on concern that because of the adjacency of the band to TV channels, serious TVI problems might result, inasmuch as FCC felt the Novice could not be expected to have experience and technique to cope successfully with such problems. The problem of 50-Mc. occupancy still remains, however, and continues very much in the minds of many amateurs, both on the Board and in the field. Recently, as a result of suggestions by Directors Crossley and Middleton, based on a petition filed with FCC by W5FXN, the Executive Committee carefully examined the possibility of the League also proposing to FCC the opening of the 50-Mc. band to Technicians, on the basis the Technician licensee meets the standards which FCC had indicated it felt the Novice did not. Again, the objective was primarily one of increased occupancy of that band, and the League agreed the proposal was a wise one in the long-term interests of the amateur service. During this process FCC separately initiated action on the W5FXN petition. The League's

established view, then, was in support of the Commission proposal.

But the Commission additionally proposed that 144 Mc. be also opened to Technicians. This matter the Executive Committee then also examined carefully. The Committee could not agree to the Commission's supporting statement that "The Technician's value to, and participation in, civil defense communications through the Radio Amateur Civil Emergency Service would be considerably enhanced. . . ." This is for the reason that under the rules Technicians holding RACES permits can *already* operate in the 50-Mc. civil defense segments (or such segments on any amateur band), under RACES licensing. The Commission's proposal therefore does not appear to offer any practical advantage over present rules in extending the privileges of Technicians for civil defense participation.

More important, it was felt that opening 144 Mc. to Technicians would completely negate the action in opening 50 Mc. for their use. If both proposals are adopted, where will the Technicians drift? Why to 144 Mc., of course, where there is considerably greater occupancy and considerably greater variety of available equipment, both ready-made and surplus. There are on 144 Mc. more people to talk with, and the gear for that band is a simpler matter. (Under the same circumstances, isn't that where *you* would go?)

The fact is that the League's aim in proposing 50 Mc. for Technicians, and in opposing 144 Mc., is to accomplish, by regulation, greater occupancy of the 6-meter band. Amateurs of other classes simply have not made anywhere near as much use of 50 Mc. as can be made. While the League and *QST* have used every means we can think of to promote and encourage occupancy there, it hasn't worked out to the extent it should in our long-term interests. Particularly since the advent of the Novice Class license, which allows the newcomer to use part of the 144-Mc. band, use of 50 Mc. has been declining steadily. This, we believe, is largely due to the absence of beginners on the lower frequency. Thousands of Novices have broken into the game on 144 Mc. When they graduate to General Class the great majority of them stick with 144 Mc. for their v.h.f. work. To maintain its position, or to

develop more occupancy, any band must have a steady influx of beginners. The 50-Mc. band has gotten almost no new blood in the last few years. To open it to Technicians would almost surely help correct this situation.

For these reasons, then, the League view is that Technicians should be permitted on 50-Mc., as a means of obtaining greater occupancy and contributing to knowledge of propagation techniques at that order of frequency, but that Technicians should not be permitted simultaneous use of 144 Mc. because it would completely nullify the primary 50-Mc. objective.

OUR COVER

Almost four decades of good-fellowship has been written into the logs of amateur stations around the world since Harry R. Hick, 1ESS, a young but enterprising "spark" ham, created the cover design for May, 1916, *QST* (see reproduction on page 42 of our October, 1954, issue). Since that time, "HRH" has been *QST*'s senior draftsman and illustrator. We think it especially fitting, therefore, that during this holiday season Harry once more give of his talents, to help all of us at HQ, wish all of you . . .

A VERY MERRY CHRISTMAS!



December 1929

. . . *QST* now is fourteen years old and ARRL President Maxim's editorial looks back over the bustling years as well as forward to a bright future for amateur radio.

. . . "The Single-Control Transmitter," by George Grammer, is an encouragingly simple and effective one-tube set employing the Type UX-210.

. . . Incorporating several new and novel ideas, "The Receiver at W1AOF," by H. C. Wing and *QST* Assistant Editor Clark C. Rodimon, is of universal interest.

. . . Paul C. Oscanyan, jr., gives details on his observations of "Arctic Auroral Radio Interference" made while on an expedition to Greenland in 1927-1928.

. . . The UY-227 as a detector, push-pull antennas, a capacity bridge, and r.f.-choke notes are subjects that make up an interesting Experimenters' Section.

. . . The East Orange, N. J., station of D. C. Akers, W2FL, is featured in the last of a *QST* series depicting up-to-date amateur station installations.

. . . ARRL Secretary Warner defines the scope and activities of the newly formed international technical consulting committee in "The Amateur and the C.C.I.R."

. . . "Amateur Radio and the National Air Races," by Harry A. Tummonds, W8BAH, acknowledges hamdom's contribution to the recent Cleveland classic's success.

. . . W1AOZ's closing station was the occasion for "Seventy-One Rounds," a farewell-party rag chew which lasted thirteen hours and included 71 stations.

. . . "Coming Operating Activities," enumerated by F. E. Handy, includes announcements of two upcoming international message-handling contests.

. . . In addition to overseas societies reports, in IARU News we find G6ZR's interesting tabulation of "best times" for Europe-U. S. A. 20- and 40-meter QSOs.

. . . Among the usual voluminous information to be found in Communications Department pages is a listing of reported "high-quality" and "prehistoric" signals heard.

Strays

During the November elections, New York City members of the V.H.F. Teletype Society once more established amateur radioteletype circuits to report New York State election returns to broadcast station WNYC. Reports from upstate counties were relayed on 80 meters via W2EFU, W2BO, W2BTV, K2AVK, W2AEE, W2SZ, W2JNM, W2SRB and K2DVC, the network organization of Vin Kenney, W2BGO, communications officer, New York State Civil Defense. Reperforating this information on tape at the control center and retransmitting immediately to the radioteletype printers in the New York Municipal Building, via a 2-meter link, were operators W2QGH, W2VVP, W2LYZ, and W2BGO. Operators W2AKE and W2BFD handled the WNYC end. In spite of difficult 80-meter conditions and snowstorms upstate, there was such expeditious handling of the returns that all amateurs participating were warmly thanked by officials for the good service provided.

SINCE the war many countries of the world have set up currency restrictions which either prohibit the sending of money outside their boundaries or make it practically impossible. This has meant that hundreds of amateurs in other lands do not normally have the opportunity to renew their ARRL memberships and receive *QST* regularly. The situation is made more acute by the devaluation of many foreign currencies, for many of those who formerly were just barely able to get together the necessary American dollars now find it utterly impossible to do so.

At the end of the war ARRL did in numerous instances grant membership and *QST* to prewar members overseas on a credit basis; but of course we couldn't carry membership-subscriptions on that basis indefinitely and, in practically all cases, we have been regretfully obliged to discontinue these arrangements. It occurs to us that perhaps American amateurs and club groups might again this year wish to make a "care" package gift in the form of *QST* for Christmas, as many have done regularly in recent years. If it's something you'd like to do, we'll be glad to make necessary arrangements. The foreign membership dues are \$5. If you have a particular DX buddy in mind, give us his name — and complete address. If you have no special name, we can arrange to apply your remittance to a membership-subscription for a foreign amateur who cannot send his own money but wishes to renew. We'll let you know what amateur we select. And of course we'll send the recipient of your gift an appropriate note to tell him who his American patron is. Address ARRL, 38 La Salle Road, West Hartford 7, Connecticut.

40 Watts on the 7- and 21-Mc. Bands

A Two-Band Rig with a Two-Band Antenna

BY LEWIS G. McCOY,* WIICP

• A simple 7- and 21-Mc. combination makes real good sense for the Novice when it is combined with a two-band antenna for the same range. Here is a 40-watt transmitter for these two bands, using inexpensive components and a method of construction that should avoid any TVI troubles.

THE problem of TVI is not usually very serious when one is operating in the 3.5- and 7-Mc. bands, but on any of the higher bands it cannot be disregarded except in a few rare cases. Anyone planning to operate in the 21-Mc. band should realize that the 3rd and 4th harmonics from his transmitter fall in Channels 3 and 6, respectively. The transmitter should be enclosed in a shielded box to keep these harmonics from being radiated. The transmitter described here is built on a chassis *bottom* plate, and the chassis proper is used as a shielding case. This is an extremely simple method of construction and affords easy access to all of the parts.

As indicated by the title of the article, the transmitter operates on the 40- and 15-meter bands. An output circuit is provided that will work into any low-impedance line or into an antenna coupler, but we recommend using a half-wave 7-Mc. antenna fed with coaxial line. The transmitter will work nicely into this antenna

* Technical Assistant, *QST*.

system on either 7 or 21 Mc., without any additional coupling circuits.

The Circuit


The circuit diagram of the transmitter is shown in Fig. 1. A 6CL6 grid-plate type oscillator drives a 6BQ6-GA amplifier. Either 80- or 40-meter crystals can be used in the oscillator. If 3.5-Mc. crystals are used for 21-Mc. operation, the oscillator output will be on 7 Mc. and the amplifier must triple in frequency to give output in the 21-Mc. band. This will result in considerably less output than if 7-Mc. crystals were used and the tripling took place in the oscillator. However, it should be pointed out that excellent contacts can be made with low power when the band is "open."

To change bands from 7 to 21 Mc., turns on the oscillator plate coil and the amplifier plate coil are shorted out by small jumper plugs.

A 0-1 milliammeter is connected as a voltmeter and the grid and cathode currents of the 6BQ6-GA are checked by measuring the voltage drop across R_4 in the grid circuit and R_5 in the cathode circuit. The double-pole double-throw toggle switch, S_1 , is used to switch the meter to either circuit. When R_4 is in the meter circuit, the full scale reading is approximately 10 ma.; when R_5 is switched in, full scale reading is about 200 ma.

In addition to the shielding, extra TVI precautions were taken by installing C_{19} and C_{20} to by-pass the power supply leads and C_4 at the key jack to by-pass the key leads. On-the-air tests

◆
◆
Front view of the complete unit. The black squares between the two knobs on the left and below the knob in the center are the shorting plugs used in the 21-Mc. position. Note the holes in the top and side of the chassis box that furnish the necessary ventilation for the rig. The power supply is on a separate chassis bolted to the rear wall of the r.f. unit.



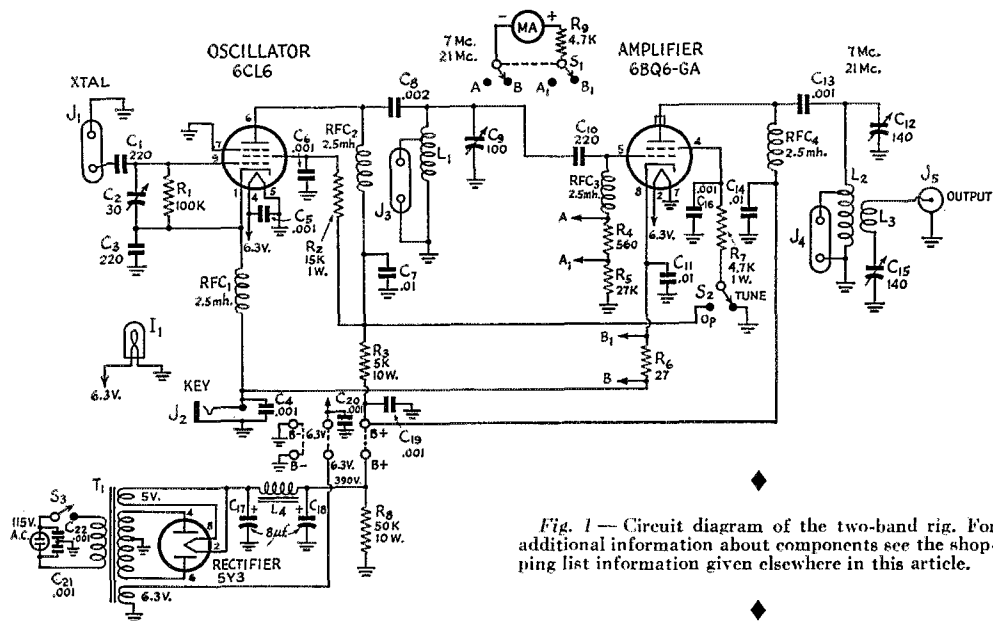


Fig. 1 — Circuit diagram of the two-band rig. For additional information about components see the shopping list information given elsewhere in this article.

showed that these precautions were sufficient for even weak-signal areas.

A single-pole double-throw switch, S_2 , is used to ground the screen of the amplifier tube during tune up, protecting the tube against damage.

Construction

It may be that local suppliers don't stock aluminum bottom plates. If such is the case, most of the larger mail-order houses carry them as regular stock. Another source is a local sheet-metal dealer. A 7×12 -inch aluminum plate is obtainable for less than one dollar.

The various components are laid out on the plate as shown in the photograph. There is nothing

critical about the layout, but remember to provide a half inch of clearance around the edge so that the completed unit will fit into the chassis box. Mounting holes for the tube socket brackets should be measured with the tubes in the sockets to take care of the clearance problem.

The $\frac{3}{4}$ -inch stand-offs that support the coils are mounted exactly two inches apart. The crystal sockets, J_3 and J_4 , which accommodate the 300-ohm line shorting plugs, are mounted between the coil stand-offs.

Four holes, large enough to take No. 6 sheet-metal screws, are drilled at the four corners of the plate and in the chassis box. In areas where one is likely to encounter TVI, the plate should be fastened to the box with screws set not more than three inches apart, to insure tight shielding.

The power supply is mounted on a $3 \times 5 \times 7$ -inch chassis which can be bolted to the back of the chassis box. Leads from the power supply are brought through the box wall to a two-terminal tie point.

Wiring

The power supply is wired first. In the supply shown in the photographs, the transformer power leads come off the bottom of the transformer. A $\frac{1}{2}$ -inch hole will be large enough to pass all the leads. The two by-pass condensers, C_{21} and C_{22} , should be mounted at the point where the 115-volt a.c. line enters the supply. Two leads are brought through the side of the power supply chassis to a two-terminal tie point mounted inside the chassis box. One lead is the B-plus and the other the "hot" side of the 6.3-volt heater line. Both of these leads are by-passed to chassis ground at the two-terminal tie point by C_{19} and C_{20} . B-minus and the other side of the 6.3-volt line is the common ground connection obtained

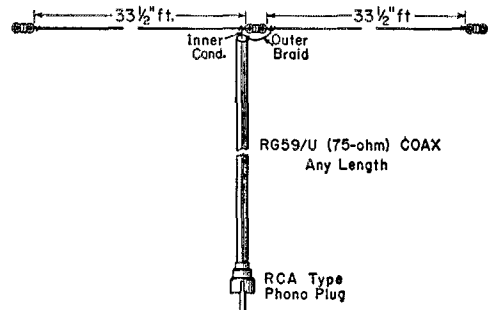


Fig. 2 — Drawing of a coax-fed 7-Mc. dipole antenna. The 67-foot length is figured from end to end. The two or three inches of wire needed to secure the antenna to the insulators is negligible in the over-all performance of the antenna. The end of the coax that attaches to the center of the antenna is made up by separating the outer braid from the inner conductor, far enough back to allow connections to the center insulator. The point where the braid enters coax covering should be weatherproofed by using black vinyl electrician's tape. Ordinary friction tape can be used but the joint should be coated with Glyptol or fingernail polish. An RCA phono plug is used at the transmitter end of the coax.

by bolting the two chassis together. However, three leads are brought from the two-terminal tie point to the transmitter bottom plate, the B-plus leads, the 6.3-volt lead, and a ground lead which connects the chassis box to the plate.

After the heater and dial light circuit is wired, the rest of the transmitter, starting with the oscillator circuits, is wired.

The oscillator and amplifier plate coils, L_1 and L_2 , consist of 22 turns of Barker & Williamson No. 3015 Miniductor stock. These coils are available in three-inch lengths and one length will be sufficient for both L_1 and L_2 . L_3 , the output link, is 24 turns of No. 3011 Miniductor stock.

The coils L_1 and L_2 are mounted in the following manner: A coating of Duco cement is applied to the ends of one of the coils' insulating strips. A soldering lug is then laid in the cement, with the large hole of the lug beyond the end of the insulating strip. The cement is allowed to dry and then another coat is applied.

The coils can then be mounted with $\frac{1}{4}$ -inch 6-32 screws on the $\frac{3}{4}$ -inch stand-offs. The oscillator plate coil is tapped down 4 turns from one end. The 3rd and 5th turns are bent in to allow access to the 4th turn. The tap is connected to one side of the two-prong socket and the other side of the socket is grounded. The same procedure is followed with L_2 except that the tap is on the 6th turn. The 300-ohm line plugs are used for shorting the unused sections of the coils when operating on 21 Mc. The plugs are made up by simply inserting

a piece of bare wire through one pin of the plug and out the other and then soldering.

The link L_3 is slid inside L_2 and held in place by a small piece of cardboard or paper. Be sure

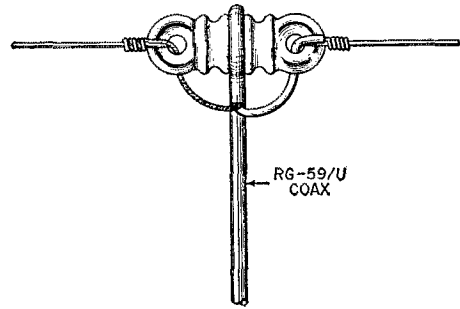


Fig. 3 — This drawing shows the method of connecting and supporting the coax at the center of the antenna. Because of the weight of the feed line, the coax should be looped over the insulator and then taped. This will take the strain off the conductors. The outer conductor should be separated from the inner conductor for a length of several inches. This will provide enough length for a drip loop.


that the link is positioned so that it doesn't short to L_2 .


Operation

Before turning the transmitter on, carefully check the wiring job to make sure no mistakes were made. Plug a key into the key jack, leaving

This view shows the completed transmitter. The two-terminal tie point for the leads from the power supply is seen on the left side, inside the chassis box. The metal shield for the oscillator tube is not shown but should be put over the tube for actual operation.

The input circuit of the 6BQ6-GA is shielded from the output side by means of a metal plate which can be made from a piece of tin or aluminum. The piece of metal is formed as shown in the photograph and held in place by one of the tube-socket screws.





Bottom view of the power supply. The 115-volt a.c. input plug is visible on the left-hand side. The by-pass condensers, C_{21} and C_{22} , appear on either side of the plug, inside the chassis.

the key open. Turn the amplifier screen grounding switch, S_2 , to the position that grounds the screen. This renders the amplifier inoperable and provides protection for the amplifier tube during tune-up. A 25-watt lamp bulb can be used as a dummy antenna. It should be connected between the output jack, J_5 , and ground.

With a crystal in J_1 and the key open, the 115-volt switch is turned on. Allow a few minutes for the tubes to warm up. Switch the meter to read the grid current in the 6BQ6-GA, keeping S_2 set to ground the screen grid. On 40 meters, using either a 3.5- or 7.1-Mc. crystal, the meter should read 6 or 7 ma. when the key is closed and C_9 is tuned to resonance. Tune for maximum reading,

open the key, and then switch the meter to read the plate current of the final amplifier. Set S_2 to its "operate" position, close the key and tune C_{12} for minimum current reading. This point will be resonance in the final amplifier tank circuit. The dummy antenna should show some light. If it doesn't, tune C_{15} until the lamp lights up. The plate current can be brought up to read 100 ma., or approximately half scale. Be sure to have C_{12} tuned to show minimum current or "dipped."

The same procedure can be followed for 15 meters. It may be necessary to adjust C_2 to obtain the maximum amount of grid current for a particular crystal. Some crystals oscillate better than


(Continued on page 132)

Shopping List for Novice Transmitter

- | | | | |
|---|---|----|--|
| 9 | 0.001- μ f. disk ceramic condensers (C_4 , C_5 , C_6 , C_{13} , C_{16} , C_{19} , C_{20} , C_{21} , C_{22}) | 1 | 2.5-mh. r.f. choke (RFC_2) (Millen 34300) |
| 3 | 0.01- μ f. disk ceramic condensers (C_7 , C_{11} , C_{14}) | 1 | D.p.d.t. toggle switch (S_1) |
| 1 | 0.002- μ f. mica condenser (C_8) | 1 | S.p.d.t. toggle switch (S_2) |
| 3 | 220- μ f. mica condensers (C_1 , C_3 , C_{10}) | 1 | S.p.s.t. toggle switch (S_3) |
| 1 | 3-30- μ f. trimmer condenser, compression type (C_2) | 1 | 0-1-milliammeter (MA) |
| 1 | 100- μ f. variable condenser (C_9) (Hammarlund HF100) | 1 | Power transformer, 360 v. each side c.t., 110 ma.; 6.3 v., 3.5 amp.; 5v., 3 amp., (T_1) (Stancor PC8410) |
| 2 | 140- μ f. variable condensers (C_{12} , C_{15}) (Hammarlund MC140S) | 1 | Nine-pin miniature socket with shield |
| 2 | 8- μ f. 450-volt paper electrolytic condensers (C_{17} , C_{18}) | 2 | Octal sockets, one isolantite, one bakelite |
| 1 | 0.1-megohm resistor, $\frac{1}{2}$ watt (R_1) | 1 | 6CI6 tube |
| 1 | 15,000-ohm resistor, 1 watt (R_2) | 1 | 6BQ6-GA tube |
| 1 | 5000-ohm resistor, 10 watts (R_3) | 1 | 5Y3 tube |
| 1 | 560-ohm resistor, $\frac{1}{2}$ watt (R_4) | 4 | One-inch right-angle shelf brackets (for mounting tube sockets) |
| 1 | 27,000-ohm resistor, $\frac{1}{2}$ watt (R_5) | 1 | Plate cap, $\frac{1}{4}$ inch (Millen 36004) |
| 1 | 27-ohm resistor, $\frac{1}{2}$ watt (R_6) | 2 | Transmission-line plugs (Millen 37412) |
| 1 | 4700-ohm resistor, 1 watt (R_7) | 1 | Phono jack (J_5) (RCA type) |
| 1 | 50,000-ohm resistor, 10 watts (R_8) | 4 | Isolantite stand-offs, $\frac{3}{4}$ inch |
| 1 | 4700-ohm resistor, $\frac{1}{2}$ watt (R_9) | 3 | One-terminal tie points |
| 1 | 3-inch length of B & W Miniductor stock No. 3015 (L_1 , L_2 ; see text) | 3 | Two-terminal tie points |
| 1 | 3-inch length of B & W Miniductor stock No. 3011 (L_3 ; see text) | 24 | 6-32 $\frac{1}{2}$ -inch screws |
| 1 | 10.5-hy. 110-ma. filter choke (L_4) (Stancor C1001) | 24 | 6-32 nuts and lockwashers |
| 1 | 6.3-volt panel indicator assembly (I_1) | 6 | 4-40, $\frac{3}{4}$ -inch screws |
| 1 | 6.3-volt bulb No. 47 or equivalent | 6 | 4-40 nuts and lockwashers |
| 3 | Crystal sockets (J_1 , J_3 , J_4) (Millen 33102) | 6 | Soldering lugs |
| 1 | Open-circuit jack (J_2) | 1 | 3 \times 7 \times 12-inch aluminum chassis |
| 3 | 2.5-mh. r.f. chokes (RFC_1 , RFC_3 , RFC_4) (Millen 34102, National R100s) | 1 | 7 \times 12-inch aluminum bottom plate |
| | | 1 | 3 \times 5 \times 7-inch chassis |
| | | | 10 feet of hook-up wire |
| | | 3 | Knobs for C_9 , C_{12} and C_{15} |
| | | 12 | No. 6 self-tapping screws |

This Class AB₁ modulator is complete with all supplies, ready to be hooked to a Class C r.f. amplifier. Using two 6146s, it is capable of audio outputs up to 120 watts, depending on the plate voltage selected. The first two stages of speech amplification are built into a small box that may be used at the operating position while the main chassis is installed in any convenient location.

Components on the chassis are, left to right, power transformer and 816 rectifiers, filament transformer and plate filter choke, 6146s and VR tubes, modulation transformer and, in the right foreground, the 6CA final speech amplifier stage.



120 Watts of Audio Without Driving Power

Class AB₁ Modulator with 6146s

BY GEORGE GRAMMER,* WIDF

• Unlike most tubes, the 6146 will develop almost as much power output without driving power as with it. This article describes a complete modulator unit that takes advantage of this characteristic. Various power levels can be obtained, depending on the choice of power supply components.

The modulator includes a splatter filter, made from inexpensive components, that can be applied to practically any 'phone transmitter where the Class C plate current does not exceed about 300 ma.

THE rather interesting capabilities of the 6146 as a Class AB₁ audio amplifier do not seem to have attracted much attention in amateur circles, although it is a fact that a pair of tubes is capable of delivering practically the same audio power in AB₁ as in AB₂. Either way, it is possible to get enough power to modulate a Class C input of a quarter kilowatt. When a choice is available, it is hardly likely that anyone would select AB₂, with its driver regulation problems, in preference to AB₁ — especially when no-driving-power operation usually means that one less speech amplifier stage will be needed for the same over-all gain.

The modulator shown in the accompanying photographs uses a pair of the tubes in AB₁ and, with the exception of the preamplifier unit (which could easily have been included on the same chassis if it had been desired) is complete with power and bias supplies on a 7 × 17 × 3-inch chassis. The preamplifier was deliberately made into a separate unit in the thought that, while it is highly desirable to have the microphone input and gain control within easy reach at the operating position, there is no reason at all why the rest of the audio equipment should be in the

same vicinity. The modulator and power supply have no controls that need be manipulated, nor do any of the tubes or components require watching during transmitting periods. This section can simply be tucked away in some spot where it won't take up room that might be used more profitably for other purposes.

The modulator-power supply unit includes one stage of speech amplification, and also is equipped with a splatter filter and an audio take-off for 'scope monitoring. It is easy to build in the latter two at the start, but somewhat messy to add them externally after it becomes appreciated that they should be classed as necessities rather than accessories.


Tube Capabilities

The audio power that can be obtained from a pair of tubes is, of course, a function of the plate voltage used on them. The following table is illustrative:

Plate Voltage	Power Output	Plate-to-Plate Load Resistance
500 volts	84 watts	4200 ohms
600 volts	104 watts	5200 ohms
750 volts	134 watts	6700 ohms

The power output figures are calculated from data taken from the published tube curves, using a screen voltage of 200, and the actual outputs will be somewhat lower because of losses in the output transformer. These "theoretical" output figures cannot be compared directly with those given by the tube manufacturers in tables of typical operating conditions, partly because of somewhat different choice of load resistance and partly because the manufacturers' figures usually are based on the fundamental-frequency component of power output, with distortion components given separately as a percentage. The figures in the table above are more properly described as the average power in a sine wave having the same instantaneous power at the peak

*Technical Editor, QST



Bottom view of the modulator and power supply. The sockets at the upper left are for the 816s. The splatter-filter choke is mounted on the left-hand chassis wall, using small cone stand-offs as tie points for the high-voltage connections. The large resistor to the left of the filter condenser is the dropping resistor for the low-voltage circuit; the filter condenser is supported from the rear (lower, in this picture) chassis wall. The 6C4 speech amplifier circuit is at the upper right, with a shielded lead carrying the audio input to it from the four-prong socket, J_2 , mounted on the rear wall of the chassis. T_1 , the interstage audio transformer, is to the left of the 6C4 socket.

Bias-supply components, with the exception of the output potentiometer, R_1 , are mounted on the right-hand chassis wall. R_1 is on the rear wall, near the lowest of the four sockets in a vertical line. The scope take-off circuit is at the lower right.

of an a.f. cycle as the waveshape actually considered — or, for short, “equivalent sine-wave power output.” Since it is the *peak* power that counts in determining the modulation percentage, and all our discussions of modulator power use this same “equivalent sine-wave power” as a basis, we believe this kind of figure to be more useful in modulation calculations with voice waveforms.

Suitable sets of components for all three of the voltages listed above are readily available, so the power level can be selected to suit the Class C amplifier to be modulated. For purposes of estimating, measurements have shown that the actual power outputs to be expected are approximately 75, 95, and 120 watts for the 500-, 600-, and 750-volt conditions, respectively. The modulator shown in the photographs is set up for 600-volt operation, but sufficient chassis area has been assigned to the power and modulation transformers to accommodate the next larger size of the same style. Other than these two transformers, all other components are the same regardless of the voltage level.

The Preamplifier

The preamplifier circuit, shown in Fig. 1, is built in a 2 by 4 by 4 aluminum box. It uses a 12AX7 for two resistance-coupled triode stages. The circuit is quite straightforward, except

for the fact that a 0.003- μ f. condenser is used for coupling between the first and second stage. The object of this is to help taper the low-frequency response for more effective speech work. Comparatively, the time constant of the input grid circuit seems quite large, but the effective resistance from grid to cathode is much lower than the 2.2-megohm resistor would indicate because of the flow of “initial velocity” electrons in this circuit. This current flow provides the operating bias of about 1 volt. (It should not be confused with the grid current that results from rectification of an applied signal; there is no rectification of the latter type in this case.)

The 12AX7 is mounted on a small bracket fastened to one removable side of the box, as shown in one of the photographs. With the

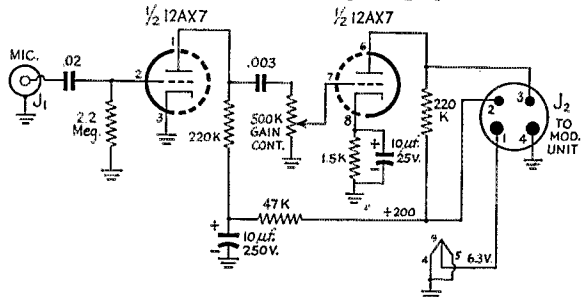


Fig. 1—Preamplifier circuit. Fixed resistors are $\frac{1}{2}$ watt. Condenser capacitances in μ f.

J_1 — Microphone connector.

J_2 — Four-prong connector, chassis mounting, male.

exception of the microphone connector and gain control, which are on one edge of the box, and the connector, J_2 , on the opposite edge, all components are on this same plate, mounted between appropriate tube-socket pins and tie-point strips. Enough lead length is allowed from the components on the box itself to permit taking off the plate to get at the wiring. Rubber feet are mounted on the other removable side of the box, which becomes the bottom when the unit is in use.

The preamplifier is connected to the modulator through a 10-foot length of cable (Alpha Wire Co. No. 1242) having one shielded and two unshielded conductors. The shielded wire, connected to Pin 3 of J_2 in Fig. 1, is used for the audio output. The shield is the common ground connection through the cable. One of the other two wires is used for plate current and the last for filament current. The shielded wire in this length of cable has a capacitance of about 500 $\mu\text{f.}$, and since this capacitance shunts the output circuit there is considerable reduction of high-frequency

response in the cable — about 4 db. per octave above 1000 cycles. This is compensated for in the modulator unit.

Modulator and Power Supply

The circuit diagram of the modulator and power supply section is given in Fig. 2. The "high-boost" circuit, consisting of the two resistors and 270- $\mu\text{f.}$ condenser associated with the grid of the 6C4 speech amplifier, compensates for the drop in highs in the cable coming from the preamplifier. Since low-frequency attenuation is desirable, an inexpensive interstage audio transformer is used for coupling the speech amplifier and modulator. The modulation transformer is a multimatch type delivering output to the load through a splatter filter, about which more later. The three 1-megohm resistors form a voltage divider for delivering about $\frac{1}{3}$ of the total audio output voltage direct to the horizontal plates of a monitoring 'scope for forming a trapezoidal pattern without amplifiers in the 'scope. The resistor values can be varied, if necessary, to

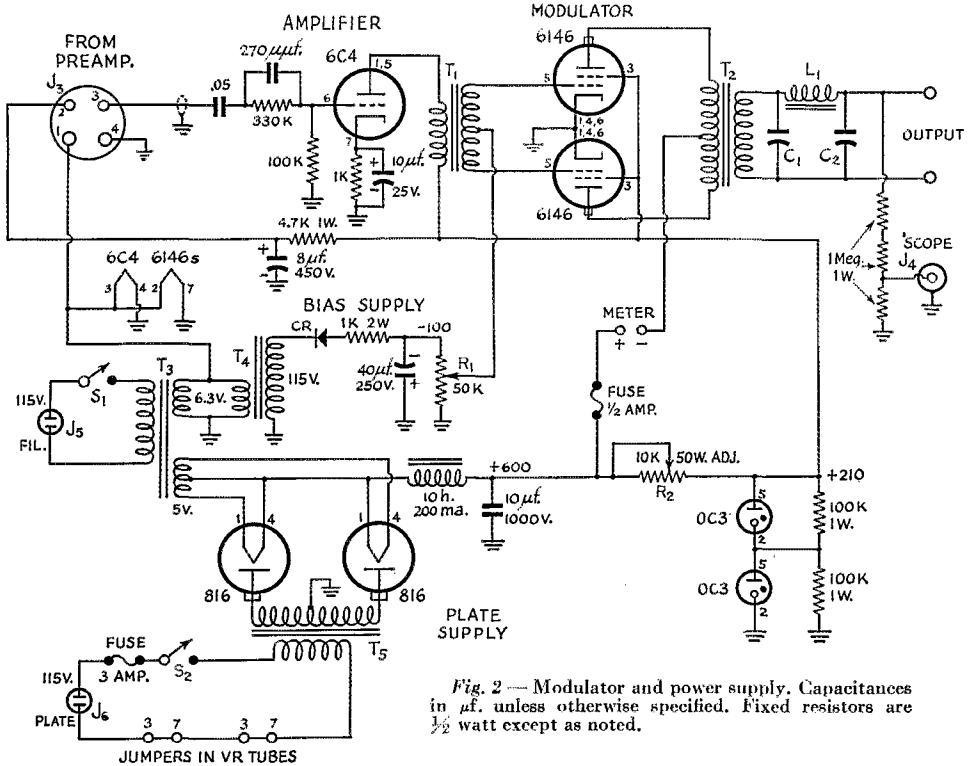


Fig. 2 — Modulator and power supply. Capacitances in $\mu\text{f.}$ unless otherwise specified. Fixed resistors are $\frac{1}{2}$ watt except as noted.

- C_1, C_2 — 1600-volt paper. See Fig. 3 for values.
- R_1 — (Bias control) 50,000-ohm potentiometer, preferably wire-wound.
- R_2 — 10,000 ohms, 50 watts, adjustable.
- L_1 — See Fig. 3 and Table I for values.
- CR — Selenium rectifier, 20 ma. or larger, for 115-volt operation.
- J_3 — Four-prong connector, chassis mounting, female.
- J_4 — Phono connector.
- J_5, J_6 — 115-volt connector, chassis mounting, male.
- S_1, S_2 — S.p.s.t. toggle switch.
- T_1 — Interstage audio, ratio 3:1, push-pull secondary (Thordarson T20A19).

- T_2 — Multimatch modulation transformer (UTC CVM-2 or CVM-3, depending on audio output power level).
- T_3 — Filament transformer, 6.3 volts at 8 amp.; 5 volts at 3 amp. (Triad F-30A).
- T_4 — Filament transformer, 6.3 volts at $\frac{1}{2}$ amp. (Triad F-14X).
- T_5 — Plate transformer. For 500 volts d.c.: 1235 v. c.t., 310 ma. (Triad P-7A); for 600 volts d.c.: 1455 v. c.t., 310 ma. (Triad P-11A); for 750 volts d.c.: 1780 volts c.t., 310 ma. (Triad type P-13A).

secure the proper pattern width, although the total resistance should be maintained in the neighborhood of 3 megohms for a 0.005- μ f. coupling condenser. This condenser should have a voltage rating equal to at least twice the d.c. plate voltage on the modulated amplifier; 6000-volt paper condensers in this capacitance are readily available and inexpensive.

Plate power for all tubes is supplied from one transformer. A single-section choke-input filter is used for the high voltage applied to the plates of the 6146s. This is dropped through a resistor and a pair of VR-105s (0C3) in series to provide a regulated voltage of 210 for the 6146 screens. This voltage also is applied to the plate of the 6C4 speech amplifier and, with further filtering by the 4700-ohm resistor and 8- μ f. condenser, to the preamplifier tube plates through Pin 2 of J_3 . The dropping resistor, R_2 , should be adjusted to approximately 5000 ohms with a 500-volt supply, 7000 ohms for 600 volts, and 10,000 ohms for 750 volts. This adjustment can be checked when the modulator is in operation by observing whether the VR tubes go out on voice peaks. Enough current should be bled through the regulators so that they stay ignited at all voice levels.

A pair of terminals is provided for connecting a milliammeter in series with the plate lead to the 6146s. The meter itself can be placed in any convenient spot. If it is not used, a jumper must be connected across the terminals. This circuit is fused to protect the meter.

The bias supply uses a small filament transformer, T_4 , operating from the regular filament transformer, T_3 , to provide 115 volts for the bias rectifier and filter. Bias is adjusted to the proper value by means of R_1 . This supply does not have to be "stiff" since no rectified grid current flows through it in normal Class AB₁ operation, but the resistance should be moderately low. If too much resistance is used in R_1 , occasional peaks that do go into the grid-current region will cause a

¹ Bruene, "High Level Clipping and Filtering," *QST*, November, 1951.

temporary change in bias through charging the bias filter condenser, which then cannot discharge rapidly enough through R_1 . The values indicated have worked out well in practice.


Separate a.c. input connectors are used for the filament and plate supplies; when S_1 and S_2 are closed these can be controlled by remote switches. The bias supply goes on with the filaments, and since there is no time lag in the selenium rectifier the 6146s are always protected.

Clipping and Filtering

A high-level splatter filter can be built from parts that can be obtained quite inexpensively from practically any supply house that handles service components. The cost of the one incorporated in this modulator is only a little over three dollars.

The application of the filter is based on principles outlined in *QST* some time ago.¹ In brief, its purpose is to suppress audio components beyond about 3 kc. in the modulator output, particularly those generated by clipping that may take place, either intentionally or unintentionally, in the modulator. The legitimate high-frequency components of the average voice are seldom of any real consequence in causing unnecessary interference; the bothersome "splatter" is practically always the result of clipping, either in the modulator because of insufficient power output capability or overdriving, or in the Class C stage modulated stage itself. In the latter stage, the usual cause is overmodulation on down peaks, but improper operating conditions resulting in poor linearity also will result in splatter. No splatter filter can overcome imperfections in the Class C stage, nor can it compensate for the clipping that takes place when the plate voltage "hits bottom" on the down peaks of modulation.

In other words, the first step in splatter elimination is to adjust the modulated Class C amplifier for good linearity — that is, make sure that it is really capable of 100 per cent modulation. Next, steps must be taken to ensure that the



The preamplifier removed from its 2 by 4 by 4 box. Arrangement of components is not critical; in this case most of the unit is mounted on one of the removable sides of the box for ease in wiring and accessibility.

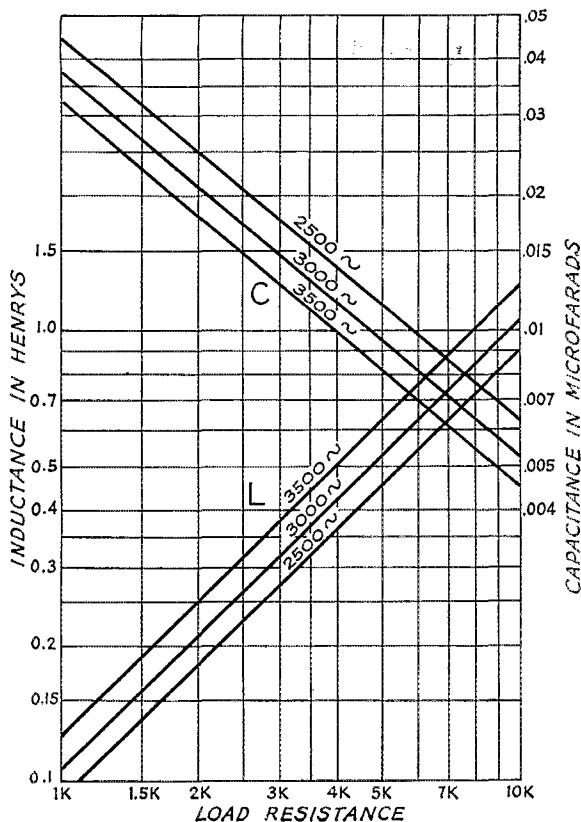


Fig. 3— Splatter-filter design chart. Values should be taken from L and C curves marked with the same cut-off frequency.

applied modulation cannot exceed 100 per cent in the downward direction; this is the function of clipping. With a Class AB₁ modulator the clipping can take place either in the plate circuit, by adjustment of the load resistance as described by Breune,¹ or in the grid circuit by driving the modulator grids positive during the peak of the audio cycle. When the modulator grids are driven positive by a Class A voltage amplifier such as the 6C4 in this unit, the clipping is quite effective because of the poor voltage regulation of the driver when it is called upon to deliver power. Preferably, the modulator load resistance should be adjusted so that clipping in the plate circuit occurs simultaneously with clipping in the grid circuit, since if clipping occurs in one circuit before the other the power output is reduced below the maximum obtainable. However, the loss in output is negligible if the load resistance does not depart more than 10 per cent from the optimum value, so exact adjustment is not really necessary. In practice, grid-circuit clipping is likely to predominate, and the output amplitude will almost automatically be at the right level if the Class C plate input is adjusted to be at least twice the audio output of the modulator (assuming the modulator load resistance is near the optimum value). The system should be adjusted so that clipping occurs at a modulation level of 90 to 95

per cent; this ensures that the clipping will be done only in the modulator and not in the modulated amplifier where the splatter filter can do nothing about it.

This modulator was not designed particularly for intentional clipping, although there is nothing to prevent its being used that way to the degree permitted by the signal-handling capability of the circuits up to the grid of the 6C4. However, clipping is bound to occur in any modulation system unless special means such as automatic gain control are included for preventing it. Lacking such means, steps should be taken to prevent clipping from causing splatter. A splatter filter, plus the adjustment precautions outlined above, will do a good job of keeping the transmitted signal clean.

Filter Design

The filter used in this modulator is a simple one of the constant-*k* type. The inductance and capacitance required will depend on the Class C load resistance and therefore cannot be given in a single specification. The chart of Fig. 3 gives the design values for various loads from 1000 to 10,000 ohms, for three cut-off frequencies, 2500, 3000, and 3500 cycles. While a cut-off frequency of 3000 cycles is probably optimum, the additional curves are given for the purpose of estimating the effect of having to use available values of components, particularly fixed condensers. For example, if the Class C load resistance (plate voltage divided by plate current in amperes) is 4000 ohms, the chart shows that approximately 0.012 μ f. should be used at C₁ and C₂. The nearest standard value in a single unit is 0.01 μ f., and the chart shows that this is the proper value for a cut-off frequency of 3500 cycles. The inductance could be chosen accordingly (0.5 henry, from the chart) or, as an alternative, 0.01 and 0.002 units could be connected in parallel. Neither approach is quite as clean-cut as it

(Continued on page 118)

TABLE I

Measured inductance values for various air-gap spacings, "1-henry 300-ma." filter choke (Stancor C-2326) with 7 layers (approximately 30 per cent of turns) removed.

Air gap, inches	Inductance, henrys
0.003	0.71
0.010	0.62
0.020	0.48
0.025	0.46
0.050	0.36
0.075	0.31
0.100	0.28
0.125	0.26
0.15	0.24

Dual Regulated General-Purpose Power Supply

A Useful Adjunct to Any Station

BY VINCENT W. HANSEN,* W5RVD

• If you do any building or testing around the shack or workshop, there have undoubtedly been dozens of times when you could have used a versatile power supply. If you build a unit like the one described here by W5RVD, your troubles will be over. No more screwing around for power supplies and dropping resistors — just twist a knob and set the supply at the output voltage you want.

MANY years of constructing experimental circuits and then finding it necessary to steal power for them from other equipment led to the conclusion that a good general-purpose power supply would be a valuable asset on our shelf of test equipment. Preliminary thinking on the subject indicated several basic requirements which such a supply should be capable of fulfilling. Perhaps the most important of these is that it should be extremely versatile. It might be desirable on one occasion to have a d.c. filament supply for a high-gain low-level preamplifier, and on another a husky bias supply might be required for a high-power r.f. amplifier. Generally, however, the supply would be used for the voltages and currents normally encountered with receiving tubes. In addition, it should be capable of supplying more than one output voltage at any time. In line with the modern trend, it should be as compact as practicable. With these requirements in mind, the dual regulated power supply to be described in this article was designed and constructed.

The Basic Principle

In order to understand the capabilities and limitations of the unit, a brief review of the op-

*3216 A St., Box 23, Sandia Base, Albuquerque, N. M.

erating characteristics of electronic voltage regulators is in order. A simple regulator of this type is shown in Fig. 1. The supply voltage, which comes from an ordinary power supply, is delivered to its load through a series tube, V_1 , which is made to act like a variable resistor whose resistance is controlled by the voltage appearing at its output. V_2 and its associated circuitry constitute a high-gain d.c. amplifier to accomplish this. Resistors R_1 and R_2 are simply a screen voltage divider used to supply proper operating potentials to the screen. R_3 is the plate load for V_2 , and the potentiometer, R_4 , sets the operating

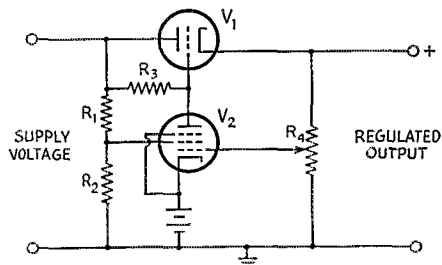



Fig. 1 — The basic circuit of a voltage-regulated power supply.

point. The battery in the cathode circuit provides a constant reference for comparison with that portion of the regulated output voltage appearing between the tap of R_4 and ground.

The plate of the amplifier tube is tied directly to the grid of the series tube, and the amplifier's plate voltage appears as bias on V_1 . Since R_4 sets the operating point of V_2 and the plate voltage of V_2 appears as bias on V_1 , R_4 will control the effective resistance of V_1 and thus the output voltage of the regulated supply. If, for any reason, the output voltage attempts to increase from this value there will be a proportionate increase in the voltage at the grid of V_2 . Because the cathode voltage of this tube remains constant, this in-

◆
A regulated power supply is a handy thing to have around the shack or workshop. This unit is complete with meters, and can supply two different regulated voltages at any time.
◆



QST for

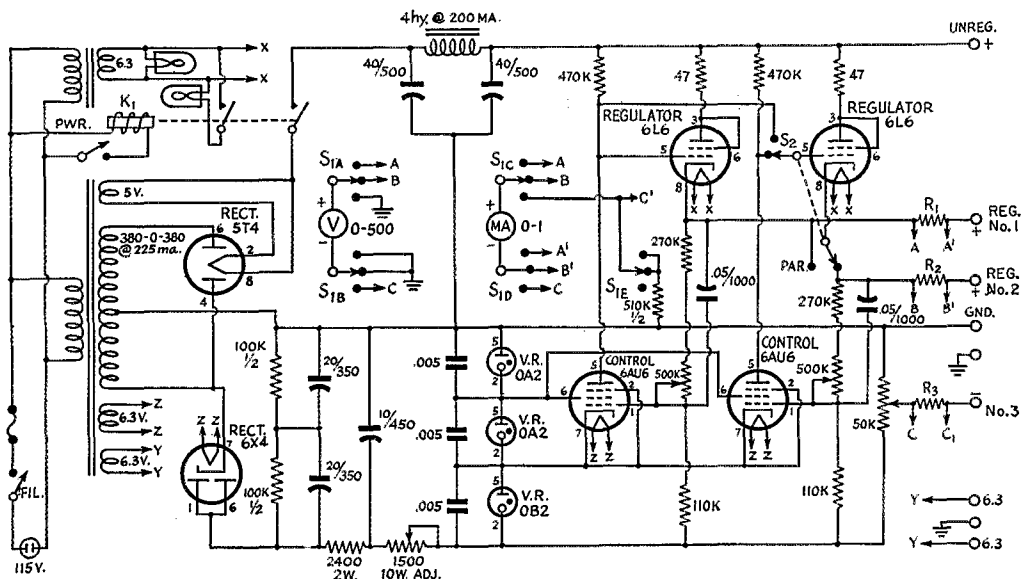


Fig. 2 -- Wiring diagram of the dual regulated power supply.

- R₁ — 200-ma. shunt for MA.
- R₂ — 100-ma. shunt for MA.
- R₃ — 10-ma. shunt for MA.
- K₁ — 115-v. a.c. d.p.d.t. relay (Advance K-1500).

crease in grid voltage will cause V₂ to conduct more heavily, resulting in a greater voltage drop across R₃ and an increase in the effective resistance of V₁, which will tend to return the output voltage to its original value. If the output voltage should drop, the opposite action takes place and again the voltage will be returned to its original value.

It is interesting to note that the regulator will compensate for practically any change in output voltage. Thus the circuit will tend to cancel out ripple as well as changes due to variation in load or supply voltage.

The Circuit

The supply shown in Fig. 2 was evolved from this basic regulator circuit. A standard condenser-input power supply delivers voltage to the two outputs through the 6L6 series tubes. To make the supply regulate down to zero output voltage, it is necessary to supply negative bias potentials on the 6L6 series tubes. To satisfy this requirement a negative source consisting of a 6X4 rectifier and an RC filter was incorporated. With the cathodes of the 6AU6 control tubes 300 volts

- S₂ — 5-pole 3-position wafer switch.


All resistors 1-watt unless otherwise designated. All capacitors electrolytic, except 0.005- μ f., which are ceramic.

negative the plate voltage swing can reach a point far enough negative to cut off completely the series tubes, resulting in zero output voltage from the regulator. VR tubes replace the battery in Fig. 1 as a means of supplying the constant reference voltages required. The small ceramic capacitors across these tubes prevent a tendency toward oscillation in this circuit. The regulated output voltages can be set from zero to 450 volts by adjustment of the 0.5-megohm controls. The 0.05- μ f. condensers from the cathode of the series tubes to the grids of the control tubes provide a low impedance to any ripple voltage that may be present, resulting in even greater ripple reduction. Switch S₁ permits two modes of operation. In the position shown, two independent outputs are available. In the other position, the two series tubes are in parallel and both are controlled by the 6AU6 at the left. This makes one output of doubled current capacity available.

The -C output can be set between the limits of zero and -300 volts. This output is intended only for Class A bias applications and has a capacity of about 5 ma. with poor voltage regula-

Adequate ventilation is insured by the large window in the rear of the cabinet.





◆
 The panel is mounted away from the chassis, to provide room for the binding posts.
 ◆

tion. At some settings of this control the current drawn by the meter circuit will cause a noticeable change in output voltage, so a 0.51-megohm resistor was added on the meter switch to replace the meter when it is switched to a different output.

A direct connection to the filter bypasses the regulators to the "Unreg" binding post. This can be used where high voltage is desirable or in conjunction with a series resistor to supply part of the current to a load that exceeds the capabilities of the regulator section. A 6.3-volt 8-amp. filament circuit and a floating ground binding post complete the outputs. Two chassis ground binding posts are also mounted on the panel. For the supply itself, two separate filament circuits are required to keep the filament-cathode potentials from exceeding the rated values by too great a margin. One of these circuits supplies the series tubes and the other the control tubes and negative rectifier. There should be no grounds on either of these circuits. A relay is used to switch the high voltage and to light a second pilot light when the power switch is closed.

Complete metering is provided by means of a 0 to 500 voltmeter and a 0 to 1 milliammeter with appropriate shunts. The meter shunts are connected permanently in their respective leads and the meter is switched across them. All outputs are brought out to binding posts on the front panel and also to an octal socket (not shown in Fig. 2) on the rear drop of the chassis. Use of the floating-negative arrangement makes it possible to ground either the plus or minus terminal of the supply, permitting its use as a high-current negative source as well as in the usual manner.

Construction

The supply is built on a 7 × 9 × 2-inch chassis mounted in a standard 7 × 8 × 10-inch utility box. While this is extremely compact for the amount of circuitry involved, sufficient clearances have been maintained to permit reasonable ease of construction and maintenance. The chassis is fastened to the panel by four 1-inch brass spacers. This brings the back of the chassis flush with the rear of the cabinet and allows clearance for the panel-mounted components in front of the chassis. Because the unit will be too heavy

to be supported entirely by the panel, two 7/16-inch spacers are fastened to the bottom lip near the rear of the chassis, as can be seen in one of the photographs. The bottom of the cabinet has a row of seven 1/2-inch holes on a centerline one half inch back from the front edge. These permit circulation of air, to dissipate the heat generated. A 3 × 8-inch cutout on the rear wall is also provided for ventilation. The back wall has another cutout to provide access to the plugs and fuse on the chassis rear drop. Adding a pair of chrome-plated kitchen-cabinet handles completes the cabinetwork.


Wiring

With the exception of the grid circuits of the 6AU6 control tubes, wiring is not critical and no special precautions are necessary. However, these two tubes are very high gain amplifiers and any hum pick-up by their grids will appear, greatly amplified, at the supply outputs. For this reason caution should be exercised in placement of these leads, or shielded wires should be used. Cabling is employed throughout to make a neater looking package and to keep the large number of wires from getting out of hand. The meter shunts are wound with resistance wire on forms removed from small r.f. chokes. High-value one-watt resistors could also have been used. They should be wound originally with an excess of wire so that they can be trimmed to their correct values after the rest of the supply is complete. These shunts and the 0.51-megohm resistor should be mounted directly across the meter switch, S_1 . A small resistor board mounted on the front drop of the chassis holds the 0.27- and 0.11-megohm resistors. The rest of the resistors and tubular condensers are mounted where convenient on the tube sockets, with the aid of a few small stand-off insulators. The relay and the filament transformer are mounted along the left side of the chassis.

The panel should be removed from the chassis and its wiring done first. When the wiring is complete, the chassis leads should be fed through the hole provided on the front drop and the panel secured to the chassis. The chassis cable lays along the front and left side with break-offs as required to pick up all components. A little study of the bottom-view photograph will suggest the best wiring procedure.

When the wiring has been completed and checked, the a.c. should be turned on and the

Components for the dual regulated power supply fit nicely on a $7 \times 9 \times 2$ -inch chassis.



1500-ohm resistor adjusted for about 20 ma. through the VR tubes. After this adjustment has been made, the high voltage can be turned on and the operation of the supply checked. If it appears normal, the shunts can be trimmed to their correct values. This can be conveniently done by using the supply as follows: With the meter switch, S_1 , in the "A" position and S_2 in the parallel position, connect a 750-ohm resistor in series with a multimeter across the "A" output terminals. Then adjust the "A" voltage control to give a reading of 200 ma. on the multimeter. If a little extra resistance wire is wound on the form, the meter on the supply will read high, and the extra wire can be removed a bit at a time until the readings of the two meters coincide. The same

procedure can be used with suitable resistors to adjust the "B" and "C" shunts to 100 and 10 ma. full scale, respectively. When this is done, the supply should be complete and ready for operation.

A voltage-*vs.*-current graph for the main supply section is shown in Fig. 3A, and an over-all performance curve of the regulated outputs in Fig. 3B. The latter is derived from Fig. 3A and the 6L6 plate curves with the maximum current set at 100 ma. per tube and the maximum plate dissipation set at 25 watts. This may seem a bit high for the 6L6s, but it appears to be quite common practice when they are used for this purpose.

Referring to Fig. 3B, the drop-off at the low-voltage end is the result of the current being limited by the maximum plate dissipation of the tubes. The drop-off at the high-voltage end is dependent upon the supply voltage and the minimum voltage required across the series tubes to force the desired current through them. For the parallel mode of operation, use the 200-ma. scale on Fig. 3B. The area of regulation will be under the solid line, and the regulator will maintain control for any combination of voltage and current that lies in this area. For either the A or B output independently, use the 100-ma. scale and the area of regulation will lie under the dashed curve. When both outputs are supplying power, the upper limit of regulation for each will lie somewhere between the solid and dashed lines. The degree of regulation is determined primarily by the gain of the d.c. amplifier. For this unit it is about 2 volts between the limits of 0 and 200 ma. when using the parallel mode of operation.

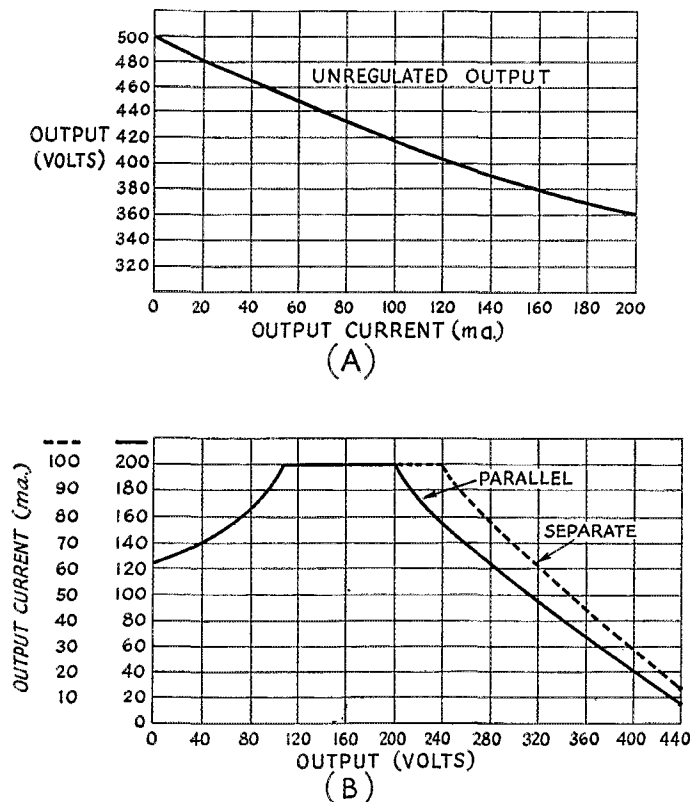



Fig. 3 — Regulation of the unregulated power supply (A), and the area of regulation of the regulated supply (B).



The completely-assembled electronic keyer. The weight control, R_8 , is mounted on the front of the enclosure, above the keying paddle. Along the side, from right to left, are the speed control, R_3 , and tunc-up switch which shorts the contacts of K_1 .

A Thyatron-Controlled Electronic Key

Simple Systems for Use with a Standard Bug

BY JACK D. GALLAGHER,* WSHZB

IN building the keyer shown in the photographs, the writer has incorporated some desirable features not usually found in electronic keying units. Although the photographs show a special key mechanism which was constructed beneath the bug base in an effort to reduce the space consumed by the usual switching lever and associated contacts, an ordinary bug (with the connection between dot and dash contacts broken) can be used. The key lever and contacts pictured were added as the result of conversations with other amateurs who had made their own switching assemblies. Either polar or nonpolar relays, adjustable or nonadjustable, may be used with

• Here is a simple electronic key that will operate with a conventional bug as the switching lever. It is of the self-completing type, and requires only a minimum of tubes and other components.

equally good results. This feature is not usually found in the ordinary type of keyer.

Circuit Operation

The operation of the keyer to be described can be followed easily by referring to the circuit diagram of Fig. 1. The pulse circuit consists of a 2D21 thyatron gas tube connected to a voltage-regulated timing circuit consist-

* 5438 McCommas Ave., Dallas 6, Texas.

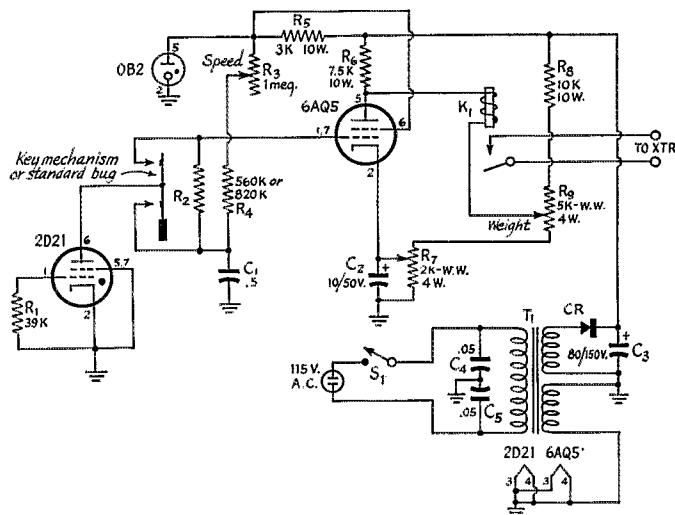



Fig. 1—Circuit of the thyatron-controlled keyer suitable for use with either polarized or nonpolarized relays.

C_1, C_4, C_5 —Paper.
 C_2, C_3 —Electrolytic.
 R_2 —100 to 2000 ohms, depending on circuit conditions.
 R_3 —Linear-taper pot.
 K_1 —See text.
 T_1 —Power transformer: 125 v., 50 ma.; 6 v., 2 amp. (Stancor PA-8421 or equivalent).

All capacitances in μ f. All resistors $\frac{1}{2}$ watt unless otherwise designated.

Interior view of the thyatron-controlled electronic keyer, showing the mounting of the tubes, power transformer, and other components.



ing of C_1 , R_2 , R_3 , and R_4 , and the grid of a 6AQ5. When the key is in the neutral position, the timing circuit is kept charged by the supply voltage to a value equal to the 6AQ5 cathode voltage. In this idle condition, the weight control, R_9 , is adjusted for zero voltage across the relay winding. Operating the bug lever to the usual dash position causes the following:

1) The supply voltage on the timing circuit fires the 2D21 and reduces the voltage to C_1 and the grid of the 6AQ5.

2) As the timing condenser is discharged, the voltage across the 2D21 decreases to the extinguishing point.

3) As the grid voltage of the 6AQ5 is momentarily reduced, the plate current is also reduced, causing the plate voltage to rise.

4) This change in voltage across the relay winding causes it to operate. As soon as the voltage across the 2D21 reaches the extinguishing point, the circuit tends to revert to its normal idle condition.

As long as the dash or dot contacts are closed, the 2D21 will continue to fire and repeat the operation. The same action takes place when dots are being made, except that the voltage discharged from the timing condenser is a different value because of the voltage drop across the ratio resistor, R_2 . Since the timing condenser is not discharged as completely as it was in the case for producing dashes, the condenser re-charges in a shorter interval of time.

The 0B2 regulator serves two purposes. First, it provides the timing circuit with a nearly constant voltage during key-down conditions. Secondly, it regulates the voltage changes in the 6AQ5 which results in better relay action.

Construction

The photographs show the general construction of the keyer. In the front view, the weight control, R_9 , is mounted in the top center of the $3 \times 5 \times 7$ -inch aluminum chassis which serves as an enclosure. The speed control, R_3 , is mounted on the left side, at the front, and to


the right of a tune-up switch. This switch is not shown in the diagram, but it is merely an on-off switch connected across the relay contacts as an aid in tuning the transmitter.

In the photograph showing the interior view of the keyer, the weight control, R_9 , can be seen at the upper left. The tube sockets were mounted along with the relay and R_7 on a sub-chassis which was made to fit inside the aluminum enclosure. The 2D21 is at the extreme left, with the 0B2 regulator and the 6AQ5 to the right. The screwdriver-adjusted potentiometer, R_7 , can be seen to the right of the 6AQ5 and to the left of the 80- μ f. 150-volt filter condenser. The relay is mounted directly behind the 6AQ5. The power transformer is mounted upside down in the upper right corner of the cabinet.

The bottom view of the keyer shows the simplicity of the key mechanism and the location of the ratio resistor, R_2 . The dash and dot contact springs were taken from an old lever switch and mounted beneath the bug base as shown. A small piece of aluminum angle holds the end of the L-shaped paddle which was cut from a piece of fiberboard. The contacts mounted on the paddle were taken from an old relay. The swing of the paddle is limited by the two stops made from solder lugs mounted on the right end of the base. The contact spacing is about 0.004 inch.

Adjustment

A v.t.v.m. and an ohmmeter, or combination test instrument, can be used to advantage in adjusting the circuit for proper operation. First, the speed control, R_3 , the weight control, R_9 , and the cathode resistor, R_7 , should be set about midway in their respective ranges. Connect the v.t.v.m. across the cathode of the 6AQ5 and ground, and adjust this voltage to 30 volts by the use of R_7 . Remove the v.t.v.m. and connect an ohmmeter across the keying contacts of the relay and ground, and adjust the weight control, R_9 , so that the average fluctuations of the meter when making dashes is about 78 per cent "make," or 78 per cent toward the zero-resistance end of



Although a standard bug can be used, this view shows a homemade paddle assembled underneath an old bug mounting base. R_2 is across the stationary contacts.

the meter scale. When making dots, the ohmmeter should average between 54 per cent and 60 per cent "make." However, when the keyer is connected to the transmitter, the weight control should be adjusted for the proper signal characteristic.

As a matter of interest, with 39,000 ohms in the grid of the 2D21, the current with the key closed before pulses start is about 31 microamperes. Without this resistor, or if a resistor of lower value is used, the nonpulsing current through the 2D21 will be higher. This will limit the lowest speed obtainable where plate voltages of 140 to 150 volts are used. The approximate resistance of the 2D21 in this circuit before pulses start is about 0.71 megohm.

Even though the circuit shown in Fig. 1 can be used with either polar- or nonpolar-type relays, Fig. 2 shows a circuit in which only the usual open-close, or nonpolar, type of relay can be used. The current drain in this circuit is about 15 ma., or the current through the regulator tube and cathode resistor. In the idle condition, the plate current of the second triode section is cut off, because the regulator tube holds the bias voltage on its cathode. The only adjustment required in this circuit is setting R_9 so that the relay remains open in the idle condition. This potentiometer is also the weight control and can be adjusted easily to provide the proper relay action during sending. With some relays, a 0.1- μ f. condenser will be required across R_7 .

Relays

In searching for a good relay to use with the circuit shown in Fig. 1, the writer has found a good, sealed, nonadjustable relay which is excellent for use in this type of circuit. It is a

Western Electric type 276-G, and it is partly visible behind the 6AQ5 in the photograph showing the side view of the keyer. This is a sealed-in-glass mercury-contact relay. It is mounted on a small wafer-type octal base and housed in a metal shell about the size of a metal 6L6. It has a single armature, two separate back contacts and two separate front, or open, contacts. All contact surfaces are covered with a thin film of mercury. The pin connections from the bottom are as follows: *Pins 1 and 2* are the normally open contacts; *Pin 3* is the armature; *Pins 4 and 5* are the back contacts. A 3300-ohm coil is connected between *Pins 6* and 7, and a 700-ohm coil is connected between *Pins 7* and 8. Thus, a 4000-ohm winding is available by using *Pins 6* and 8. *Pin 8* is positive with respect to *Pin 6*, and it is connected correctly in the keyer circuit with *Pin 8* to the plate of the 6AQ5. The normal operating current is from 5 to 6 ma. The relay can be purchased from the Graybar Electric Company.

Of course, other relays can be used in lieu of the expensive model described above, but they should be sensitive plate relays with a coil resistance of from 2000 to 12,000 ohms. All of the major relay manufacturers make relays which are suitable for either of the two circuits and, from the information given, it is an easy matter to select a relay which will be satisfactory.

Both of the circuits shown were designed for ease of adjustment and economy. Either should prove to be a valuable piece of equipment for the amateur.

The writer wishes to thank W5FRE for his cooperation in the design of the two circuits presented as well as in the construction of the electronic key shown.

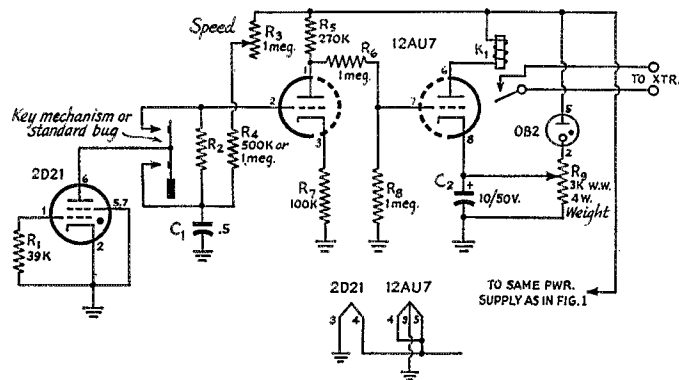
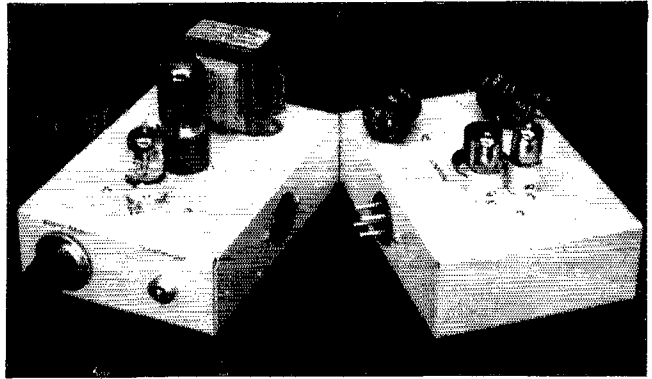


Fig. 2 — Circuit of thyatron-controlled keyer suitable for use with nonpolarized relay only.

- C_1 — Paper.
 - C_2 — Electrolytic.
 - R_2 — 100 to 2000 ohms, depending on circuit conditions.
 - R_3 — Linear-taper pot.
 - R_7 — See text.
 - K_1 — See text.
- Power supply same as Fig. 1. All capacitances in μ f. All resistors $\frac{1}{2}$ watt unless otherwise designated.

The simple transmitter for 220 and 420 Mc. is made in two parts. The modulator, *left*, may be retained for use with more advanced r.f. sections than the simple oscillator shown at the right. The two units may be plugged together or connected by a cable.



Technician Rig for 220 and 420 Mc.

A Two-Band Oscillator and Handy Matching Modulator

BY MASON P. SOUTHWORTH,* W1VLH

• "Those crystal-controlled dream rigs with the 25-dollar tubes are beautiful, but they scare me. How about something I can build for a few bucks to get some experience on 220 and 420 Mc.?" Here's an answer to this question, so often posed by v.h.f.-minded newcomers: a rig for both bands that is both simple and economical to build. The modulator portion can be used with any rig of similar power that you may build later on, after you've learned some of the ropes with the simple oscillator.

THIS rig was designed to make getting started on the two highest amateur bands now in regular use as simple as possible. It is thus made to order for the Technician licensee who wants to make use of his ticket. Even if you have more advanced equipment for 220 and 420 Mc., or expect to build it eventually, a rig like this is mighty handy to have around the shack. It will be useful in many ways, for antenna and receiver testing, and for local communication when you don't want to fire up those twenty-five-dollar bottles.

Although the serious work on 220 and 420 Mc. is being done with stabilized transmitters, there is still plenty of room for the modulated oscillator, so long as it is designed and operated with some care. In many sections of the country, development of activity is more important than getting stations on with the ultimate in quality gear. Crystal-controlled equipment described in recent years for these frequencies is fine for the fellow with some construction know-how, but its com-

plexity tends to scare off those who are short on cash or experience.

This transmitter will never set any DX records, but it *can* be used for interesting short-range work. Its signal may not justify glowing reports of "broadcast quality," but if you keep the modulation level low it can be copied, even on the more selective receivers. Stability is better than with v.h.f. oscillators of bygone years, thanks to today's improved tubes and components. What's more important, building the rig is simple enough so that even the beginner should have no qualms about trying it.

The modulator portion of the rig can be considered as a long-term investment. Built as a completely separate unit from the oscillator, it can be plugged into any r.f. section of similar or somewhat higher power that you may want to build in the future. Only two tubes are used, but it has ample gain for a crystal microphone. It thus delivers good quality speech, with an output of 3 to 10 watts of audio, depending on the choice of modulator tube and the plate voltage available. It can be used to modulate equipment like the 2E26 rigs described recently,¹ for example, in either home-station or mobile service. With minor changes it could serve for control-grid or screen modulation of higher-powered stages.

To minimize the cost of getting started, a single oscillator is used for both bands. To change bands it is merely necessary to replace one jumpered plug with another, making the tank circuit either a quarter-wave line for 220 Mc. or a half-wave line for 420 Mc. The unit may be set up so that no retuning or frequency measuring is necessary in the band-changing process. Two 6AF4s or 6AT4s are used in push-pull. These tubes are cheap and readily available, and they are relatively efficient, having been designed for u.h.f. TV converter service. An input of up to 8 watts can be run on either band. A single 200-volt

* Laboratory Assistant, *QST*.

¹ Tilton and Southworth, "A Step-by-Step Station for the V.H.F. Man," *QST*, October, 1954, page 16.

plate supply is required, and it can be built from inexpensive power supply replacement parts. Total drain of the transmitter, with modulator, is about 75 ma., at 200 volts, so it can be run easily from a small vibrator-type power supply for portable use if desired.

How the Tank Circuits Work

A while back we mentioned "quarter-wave" and "half-wave" lines. These terms may be so much double talk to anyone not familiar with v.h.f. circuitry, so let's see what they represent. We know, of course, that any transmitter output circuit consists of inductance and capacitance in the proper amounts so that it will "tune" to the frequency we're interested in. Schematically, it looks something like Fig. 1A. This is the sort of thing we find in circuits for our lower amateur bands. The basic elements are there for all to see: a pair of tubes, a plate tank coil, L_1 , and tuning condenser, C_1 , and an output coupling coil, L_2 . The tube capacitance and stray circuit inductance and capacitance are not important factors at frequencies up to 14 Mc. or so.

But as we go higher in frequency the coils and condensers get smaller and smaller, until the tube and circuit capacitances become an appreciable part of the total circuit. The limit of the coil-and-condenser approach is seen at B. Here L_1 has been reduced to a short loop between the terminals of C_1 . The output coupling is also a loop. We can make C_1 the smallest practical device for varying capacitance, and make L_1 a direct short

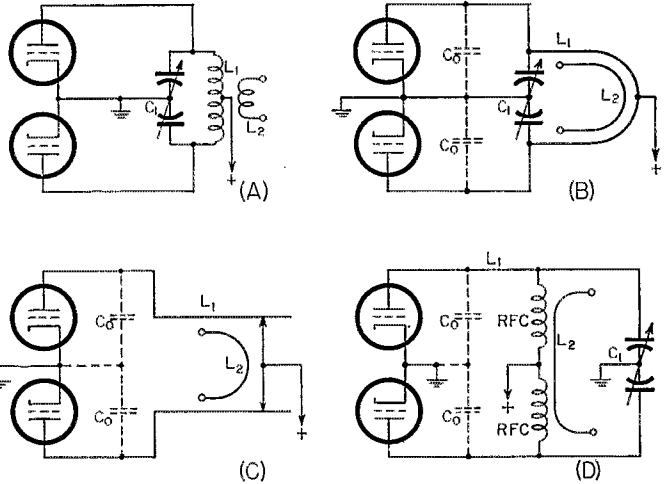



Fig. 1—Evolution of quarter-wave and half-wave linear tank circuits.

across its terminals, but we still may not be able to get up to 420 Mc. because of the effect of the tubes' output capacitance, shown as C_0 in dotted lines. Tube designers can keep this small, but it's still a capacitive load across our tuned circuit.

We can connect C_1 part way down our tuned circuit to lessen its effect, and this is done in our tank circuit for 220 Mc. We can also eliminate C_1 entirely, as in the quarter-wave line, Fig. 1C. Here we adjust the tuned circuit by means of a shorting strap, leaving only the tubes' capacitance loading the line. This will get us a little higher in frequency, but it has the disadvantage of being rather difficult to handle, mechanically and electrically.

The upper limit of frequency is reached when L_1 is a direct short between the tube plates. The circuit may still work after a fashion, but it will be inefficient and difficult to couple to after L_2 ceases to have a loop form. We have one more trick, however, before we give up trying to go higher in frequency: the half-wave line, shown in Fig. 1D.

Here plate voltage is fed to the line at the point where the short was connected in C, but we use r.f. chokes so they do not load the line down ap-



Bottom view of the oscillator unit, showing the two-band tank circuit. The line terminations, with their protecting caps removed, are in the foreground. At the left is the 220-Mc. plug, with the 420-Mc. one at the right.

preciably. We continue the line out to the next r.f. voltage peak, and put our tuning capacitor there. Only the tubes' output capacitance loads the portion of the line between the tube plates and the r.f. chokes. The chokes are connected at the point of minimum r.f. voltage, so the line is effectively a quarter-wave long from tube plates to r.f. chokes, and another quarter-wave from r.f. chokes to tuning capacitance. We couple to the line with L_2 , at the r.f. chokes, with the loop as shown, or on the other side of the chokes, with the open end of L_2 toward the tube plates.

This half-wave line dodge gives us a tank circuit that can be tuned conveniently and safely, yet its top frequency is considerably higher than is possible with preceding circuits. It works up to the point where the r.f. voltage null is right at the tube plate terminals, or even when it is part way down inside the tubes themselves. With the half-wave line, operation on 420 Mc. is possible with many tubes that will not go that high in frequency with the other circuits shown in Fig. 1. Keeping this explanation of the tank circuit techniques in mind will make the schematic diagram, Fig. 2, easier to interpret.

Other Circuit Features

The interesting part of our push-pull oscillator is the method by which the tank circuit is shifted from one type of line to the other. The line itself is made of two pieces of No. 12 wire, running from

the tube plate pins to Pins 1 and 5 of a standard 5-prong ceramic tube socket, J_2 . The line terminations, P_1 and P_2 , are 5-pin cable connectors, with their pins connected as shown at the right of the schematic diagram. For 220 Mc., Pins 1 and 5 are joined, to short the end of the plate line. The plate voltage is fed to this short through an isolating resistor. This plug is seen at the left of the bottom-view photograph. At the right of the same view is the 420-Mc. termination. In this one, Pins 2 and 4 are joined and plate voltage goes to this junction from Pin 3. Looking at the schematic diagram, we see that this leaves the end of the line open, applying the plate voltage through the two r.f. chokes, as in Fig. 1D. A common coupling loop, L_2 , serves for both bands.

The circuit is made to oscillate by keeping the heaters and cathodes of the tubes isolated from ground for r.f. by means of small hand-made r.f. chokes. Six of these are required. They are made by winding 12 turns of No. 28 enameled wire on 1-watt resistors of 10,000 ohms or more. The bottom view shows how they are placed.

The modulator uses a 12AX7 dual triode as a two-stage speech amplifier. The cathode of the second stage is left unby-passed, to introduce some negative feed-back. The extra gain obtainable by by-passing the cathode resistor is not needed. This stage is resistance-coupled to the 6V6GT modulator. The modulator is operated Class A, and is capable of up to 4.5 watts output

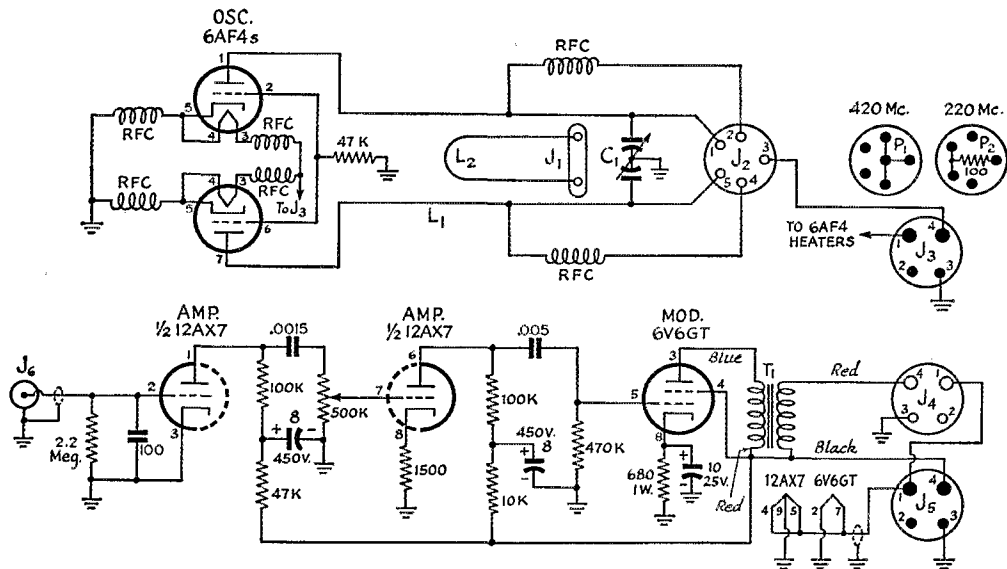



Fig. 2 — Schematic diagram and parts information for the two-band oscillator and modulator.

- C_1 — 10.5- μ f.-per-section butterfly variable (Johnson 10LB15).
- L_1 — 2 $3\frac{1}{2}$ inch pieces No. 12 tinned, spaced $\frac{1}{2}$ inch. Bend down $\frac{3}{4}$ inch at tube end and $\frac{1}{2}$ inch at socket end. R.f. chokes connect $\frac{5}{8}$ inch from bend at tube end. Connect C_1 at 1 inch from bend at socket end.
- L_2 — Hairpin loop $2\frac{1}{4}$ inches long and $\frac{1}{2}$ inch wide, No. 16, covered with insulating sleeving.
- J_1 — Crystal socket used for antenna terminal.
- J_2 — 5-contact ceramic socket (Amphenol 49-RSS5).

- J_3, J_5 — 4-contact male chassis fitting (Amphenol 86-RCP4).
- J_4 — 4-contact female chassis fitting (Amphenol 78-S4 or RS4).
- J_6 — Microphone connector (Amphenol 75-PC1M).
- P_1 — 5-contact male cable connector (Amphenol 86-PM5) with Pins 2, 3 and 4 joined together.
- P_2 — Same as P_1 , but with Pins 1 and 5 joined. Connect 100-ohm resistor between these and Pin 3.
- RFC (6 required) — 12 turns No. 28 enamel close-wound on high-value 1-watt resistor.



◆
Looking at the under side of the modulator.
◆

with the 6V6GT. A 6L6 may be substituted to raise the output to about 10 watts, if the modulator is to be used with a higher-powered r.f. section.

Construction

Both the oscillator and the modulator are built on and inside $5 \times 7 \times 2$ -inch aluminum chassis (Bud AC-402). The input power fitting of the modulator is mounted on the rear edge of the chassis and the output fitting is on the right side. This is placed so as to plug directly into the input fitting on the oscillator and thus eliminate a connecting cable. The same pin connections are used for each fitting, allowing a power supply cable to be plugged into either unit. The blank pin (No. 2) may be used to supply unmodulated high voltage in case the modulator is used with a multistage rig.

The oscillator tuning condenser is centered on the chassis, and the tube sockets are mounted $1\frac{1}{4}$ inches away and 1 inch apart. The band-changing socket and the crystal socket which serves as an antenna fitting are $1\frac{1}{2}$ and 3 inches from the condenser, respectively.

The plate lines are made from $3\frac{1}{2}$ -inch pieces of No. 12 tinned wire. They are bent down $\frac{3}{4}$ inch at the tube end and $\frac{1}{2}$ inch at the socket end. The r.f. chokes are connected to the line about $\frac{3}{8}$ inch from the bend at the tube end. The tuning condenser is connected at a point 1 inch from the bend at the socket end.

The antenna coupling loop is $2\frac{1}{4}$ inches long and $\frac{1}{2}$ inch wide. It is made of No. 16 tinned wire covered with insulating sleeving, and fastened to soldering lugs which are mounted on $\frac{3}{4}$ -inch high ceramic pillars. A short piece of 300-ohm line, or a pair of stiff wires of similar spacing, is used to connect the loop to the antenna terminal. The heater and cathode r.f. chokes should be mounted as close as possible to their socket terminals. The jumper plugs are made from Amphenol power connectors. They are shown in

² Construction and operation of Lecher wires are also detailed in *QST* for November, 1953, page 38.

the bottom view of the oscillator, with the 220-Mc. plug on the left.

The modulator layout is not particularly critical, and exact duplication is not necessary. The gain control and microphone connector are mounted on the front, and the 12AX7, 6V6, and modulation transformer are laid out down the center of the top. Shielded wire should be used for the filament and 12AX7 grid leads to prevent hum pick-up. Two tie points are used to support the decoupling resistors for the speech amplifier stages. Any small modulation transformer having primary and secondary windings of about 5000 ohms will be satisfactory. If you get a multi-match unit like the one shown, the extra leads may be cut off short or curled up for future use.

Adjustment and Operation

The oscillator should be checked out first. Apply 6.3 volts and see that the 6AF4s light. Now connect a No. 47 (brown bead) pilot lamp across the antenna terminals, and insert the 220-Mc. plug. Apply 100 to 200 volts to the oscillator through a 50- or 100-ma. meter if one is available. The lamp should light if the unit is oscillating. Another check is to touch a pencil lead to the tube end of the plate line. (Use a wooden pencil!) If there is oscillation, the plate current will fluctuate as this is done. The frequency may be measured with an accurately calibrated grid-dip meter or wave-meter, or with a Lecher-wire system as described in the Measurements chapter of the *Handbook*.² The center of the band should fall near the middle of the tuning range. If it does not, bend the lines closer together to raise the frequency or farther apart to lower it.

Now operation on 420 Mc. should be checked. Insert the proper plug and again check for oscillation. The point of connection for the r.f. chokes should also be checked. Move a pencil lead along the line until the least effect on output and plate current is observed. This is the low r.f. voltage point, and the correct place for the chokes. Lecher wires will probably be necessary for frequency measurement on this band, since suitable wave-meters are not common. The frequency should be near the middle of the band with the same condenser setting as for 220. If not, the "tracking" may be adjusted by changing the point at which the condenser is tapped on the line. This should be set so that it is only necessary to switch plugs to change bands.

Now connect the power cable to the modulator unit, and plug the two chassis together. Connect

(Continued on page 122)

Using the B.F.O. as an Interpolation Oscillator

An Inexpensive Method of Checking Between 10-Kc. Points

BY R. R. CAMPBELL,* W4DFR

• While the idea of using the receiver b.f.o., or a similar substitute, for measuring frequencies in between 10-kc. multivibrator points is not new, it is a system that is too frequently neglected. It provides a means, at little expense, for the ham who does not need or have interest in measurement down to the last cycle.

IN MAKING accurate measurement of frequencies in the amateur bands, serious difficulty is seldom encountered in getting down to 10-kc. intervals, employing the usual 100-kc. crystal oscillator, and a 10-kc. multivibrator. It is only when an attempt is made to interpolate between 10-kc. points that high accuracy becomes hard and expensive to attain. A good audio-frequency oscillator covering a range of 5 or 10 kc. is both costly and difficult to build and calibrate. So, the average ham builds a VFO in the h.f. range, calibrating it at 10-kc. points with the multivibrator and interpolating between points. But it is seldom that high accuracy can be assured with this system because of the difficulty encountered in reading the dial accurately.

A much better interpolation oscillator, often overlooked, is the b.f.o. in the communications receiver. Most of the better present-day manufactured receivers can be depended upon to maintain good stability for a period of at least a minute or two, even without voltage regulation.

To use the b.f.o. for interpolation purposes, the b.f.o. is set in the middle of its tuning range. The receiver is then tuned to the signal whose frequency is to be measured. At this point, there should be three signals well within the audible range — the signal of unknown frequency, and a 10-kc. multivibrator signal on either side of it. Without touching the b.f.o. tuning, the receiver should be tuned to zero-beat the unknown frequency. Then, without touching the receiver tuning, the b.f.o. should be adjusted to bring the nearest multivibrator signal to zero beat. The change in b.f.o. frequency necessary to bring the multivibrator signal to zero is the difference between the standard and unknown frequencies.

As an example, suppose the unknown frequency is found between the 3550- and 3560-kc. multivibrator points. The unknown frequency can be compared with either of these two points, but usually the one having the lower beat note will be chosen because it will be stronger on a

selective receiver and more easily identified. After tuning the unknown to zero beat with the receiver tuning control, the b.f.o. is adjusted to bring the nearest multivibrator signal to zero. If we find that it has been necessary to change the b.f.o. frequency by 3.27 kc., this will be the difference between the unknown frequency and the frequency of the nearest multivibrator signal. If the signal is found closer to 3550 kc., the unknown will be $3550 + 3.27 = 3553.27$ kc. If it is closer to 3560 kc., the unknown will be $3560 - 3.27 = 3556.73$ kc. It will usually be less confusing if, as soon as the unknown has been zeroed, it is cut off (by disconnecting the antenna, or turning off the unknown if it is locally-generated), and then zeroing the nearest m.v. signal.

To make such a reading, it is only necessary that the b.f.o. be tunable over a range slightly

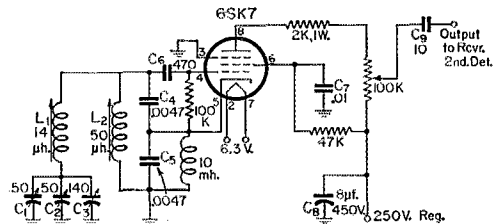


Fig. 1 — Suggested circuit of a b.f.o. interpolator for 455-465-kc. i.f. receivers.

C₁ — Zero-temp. fixed or trimmer.

C₂, C₃ — Air variable, heavy plates.

C₄, C₅, C₆, C₉ — Silvered mica.

C₇ — Disk ceramic.

C₈ — Electrolytic.

L₁ — Slug-tuned coil, 9-18 μh. (North Hills 120-D).

L₂ — Slug-tuned coil, 36-64 μh. (North Hills 120-F).

exceeding 10 kc., centered on the receiver's i.f. frequency, and be fitted with a good vernier dial accurately calibrated. The signal will always be within plus or minus 5 kc. of the nearest 10-kc. point.

Lacking other means, the b.f.o. can be calibrated from WWV's tone-modulated signal (see schedule in November, 1954, *QST*). First, with the b.f.o. dial set at the center-zero point, tune in WWV to zero beat with the 440-cycle sideband. (It is easier to do this if a crystal filter in the sharp position is used.) After marking this calibration on the b.f.o. dial, it should be possible to find a second weaker zero beat at 880 cycles, and perhaps a third, at 1320 cycles. When these points have been calibrated, the b.f.o. should be tuned to the other side of the carrier, and similar calibrations made against the opposite set of sidebands. Other points out to 1800 cycles either side

* Grand Theatre Bldg., Lenoir City, Tenn.


(Continued on page 124)

Double Conversion Attachment for 2-Meter Receivers

Outboard Modification for Improved Selectivity and Signal-to-Noise Ratio

BY M. K. BRETZFELDER,* W2JFX

MANY of the two-meter receivers available in the open market are being used under conditions for which they were never designed, to the detriment of good communications. A mobile v.h.f. receiver can well stand being unselective, in the interest of both easy tuning and the holding of a station under road shock conditions. The receivers in mind are those using single conversion and with a reasonably high interme-



The double-conversion unit mounted on the side of a Sonar SR-9 144-Mc. receiver.

mediate frequency having from five to eight circuits tuned to this intermediate frequency. When such receivers are used at fixed locations, they leave much to be desired, especially if such locations are adjacent to heavily traveled highways, or in areas where 2-meter activity is heavy. Civil defense control centers are often so located.

Such a receiver, in a location overlooking a busy thoroughfare, will suffer excessively from ignition noise if it is too broad.¹ Also, in a c.d. net, such as is used in Westchester County, N. Y., a broad receiver is subject to bad adjacent-channel QRM from near-by towns when communication was attempted with a distant Central Control Station. The writer has had personal ex-

*7 Glen Eagles Drive, Larchmont, N. Y.

¹ The author's statement seemingly is at variance with the well-known fact that noise limiters are less effective with selective receivers than with broad ones. However, a noise limiter can be effective only if the noise consists of short pulses, comprising only a minor part of the total reception time. When noise pulses become so closely spaced that they lose their impulse character and become a solid blanket of noise, as can happen when the ignition noise from many vehicles is picked up at once, a selective receiver will show a better signal-to-noise ratio than a broad one.—Ed.

perience with the Sonar SR-9 and the Eldico MR2, both of which were designed for mobile use. He has examined the Robert Dollar 226 and suspects that it will perform similarly to the aforementioned sets. Using a Sonar SR-9 at Larchmont, overlooking the busy Boston Post Road, communication with County Control at White Plains, only 5 miles distant, was impossible except with a beam antenna and even then signals were washed out when the traffic lights changed. White Plains, using an Eldico MR2, could not operate generally around the county unless a near-by flashing neon sign was shut down. At both locations, a sharp receiver insured one hundred per cent communication.

Of course, the answer to adequate sharpness is a low intermediate frequency. This leads to image trouble so double conversion is required. A minimal change within the receiver to be improved is desirable. Putting most of the added parts and circuitry in an outboard box will simplify the job. An example of how this can be done is the following conversion of a Sonar SR-9.

Changes in the Receiver

The original circuit of the i.f. stages of the several converted Sonar receivers is shown in Fig. 1. Incidentally, this circuit is at some variance with the one shown in the Sonar Technical Manual. It was decided to keep one stage of i.f. at the original 10.7 Mc. and transform one stage to 455 kc. The converter circuits were built into a Bud CU 3002 Minibox, 4 by 2½ by 1½ inches in size, hung on the side of the receiver.

The last i.f. transformer was removed from the receiver and replaced with a similar-sized unit for 455 kc. Then the interstage coupler, consisting of L_1 , C_1 and C_2 , was removed. The resistors in the grid circuit of the second i.f. tube were left in the circuit so as to simplify the a.v.c. wiring. Except for the voltage-dropping resistor on the VR tube and a possible cathode resistor referred to in later remarks on stabilization, this constitutes the entire modification to be made inside the receiver.

Building the Conversion Unit

All of the components were mounted on one lip of the U-shaped section of the Minibox. The center section of the box goes against the left side of the receiver. The 10.7-Mc. i.f. can that was removed from the receiver was mounted toward the front end of this lip with the grid and B+ terminals next to the converter tube.

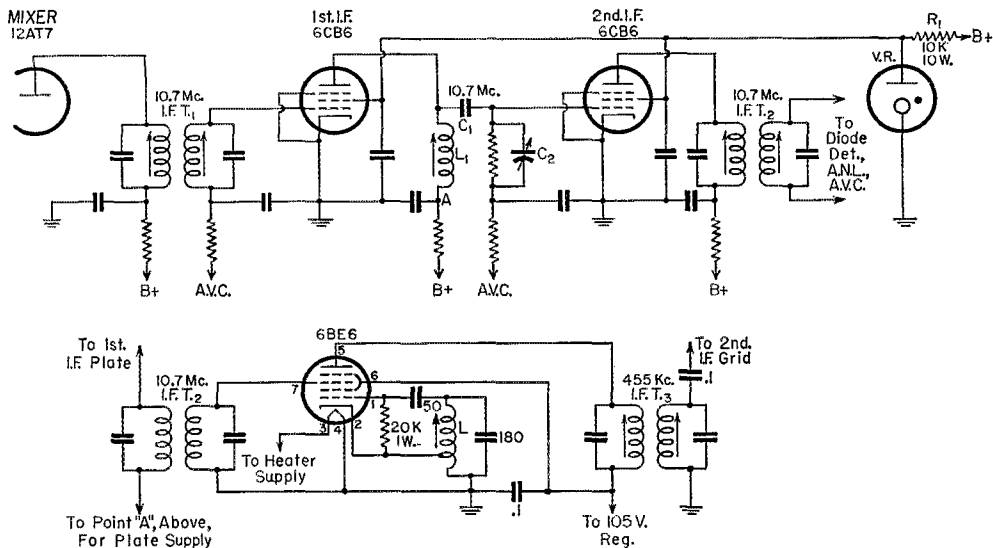


Fig. 1—Original diagram of the Sonar SR-9 amplifier system, above. The first stage is left on 10.7 Mc. in the conversion process. The 6BE6 converter to 455 kc., below, follows, and the second stage is converted to a 455-kc. amplifier. The original output transformer, *IFT*₂, is used for the 10.7-Mc. input to the 6BE6. Other changes are described in the text.

L is 7 turns $\frac{3}{4}$ inch long on a $\frac{3}{8}$ -inch slug-tuned form, tapped at $1\frac{1}{2}$ turns. It resonates at 10,245 kc.

Next in line toward the rear comes the socket for the 6BE6 converter tube. Mount this so that Pin 7 can be soldered directly to the grid pin of the i.f. can. Next in line comes a 455-kc. i.f. can with the plate and B+ pins nearest to the tube. Beyond this is mounted the slug-tuned oscillator coil. In mounting all of these components be sure to allow clearance for the lips on the cover of the box. On the opposite lip of the box, drill a pair of $\frac{1}{4}$ -inch holes in line with the centers of the two i.f. cans to accommodate an alignment tool for the bottom adjustments. The small parts can now be wired in place.


Two No. 33 holes can be drilled in the bottom of the U section to mate with the present chassis supporting screws on the left side of the receiver case. Locate these holes sufficiently far from the bottom edge so that there is room for the interconnecting wires to go into the set below the

chassis lip. The outboard unit is now mounted and is right alongside the receiver i.f. amplifiers for short interconnecting leads. Through both boxes, drill five holes, about $\frac{3}{16}$ -inch diameter, to accommodate the interconnecting leads. These should have protectors of spaghetti where they pass through the walls of the boxes.

The plate lead from the 10.7-Mc. transformer goes nearest the front and connects to Pin 5 of the first i.f. tube. Then bring the B+ lead from this transformer to the terminal strip lug from which *L*₁ was removed. Then the grid lead from the 455-kc. transformer, with the coupling condenser in series, is brought to the grid, Pin 1 of the second i.f. tube. Keep the coupling condenser within the converter box. Inside the receiver dress this lead away from the leads to the 10.7-Mc. can. Farther rear, the hot heater lead

(Continued on page 124)

Interior view of the double-conversion unit.



Simple Crystal-Controlled Converters

Compact Units for Mobile or Fixed Stations

BY W. W. DEANE,* W6RET/KR6MO

• In the issue of *QST* for November, 1952, the author described a simple crystal-controlled converter for 10 meters. In response to many requests, this article tells how the converter can be altered to cover other bands.

IN the November, 1952, *QST*¹ an article was presented by the writer pertaining to a crystal-controlled 10-meter converter. The 10-meter band leaves much to be desired these days and, in response to many inquiries, it was de-

serves as an oscillator-mixer. There are no tuning controls and, after initial adjustment has been completed, the converter can be mounted out of the way.

The original circuit has been modified slightly to improve the oscillator action (C_6) and eliminate some occasional oscillations generally resulting from high 6AK5 screen voltage (R_2). The layout of the components and general construction remain the same as originally presented, and as shown in the accompanying photographs. The converter is constructed on a $2\frac{1}{4} \times 2\frac{1}{4} \times 5$ -inch chassis-type box. The power is

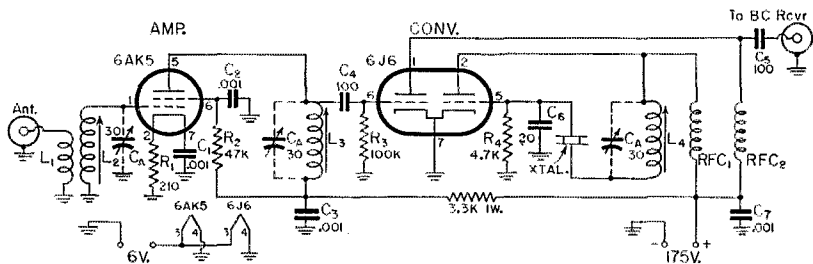


Fig. 1 — Circuit of the simple crystal-controlled converter. C_A is a 30- μ f. mica trimmer, used only with the coils indicated in Table I. All other capacitors are disk ceramic. Capacitance values below 0.001 μ f. are marked in μ f. All resistors are $\frac{1}{2}$ watt unless otherwise indicated. RFC_1 and RFC_2 are described in the text and in Fig. 2. Coil dimensions are given in Table I.

vised to expand the original unit to cover any band from 75 to 10 meters.


Circuit

The circuit diagram is shown in Fig. 1. A 6AK5 operates as an r.f. amplifier, and a 6J6

* 4524 Fountain Ave., Los Angeles, Calif.

¹ Deane, "Simplifying the 10-Meter Crystal-Controlled Converter," *QST*, Nov., 1952.

Top view of the simple crystal-controlled converter, showing tubes and crystal.



taken from the car or home-station receiver. The power-supply voltage should be limited to 175 volts by means of a series resistor in the high-voltage lead. The unit draws approximately 20 ma. RFC_1 and RFC_2 are made by breaking the leads between the second and third pies of a four-pie 2.5-mh. r.f. choke. This center-tap lead is connected to B-plus, and each end of the choke

This bottom view of the crystal-controlled converter shows the distribution of small components.

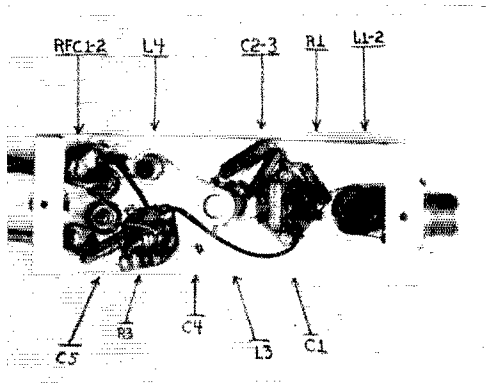


Table I

Mc.	L ₁	L ₂	L ₃	L ₄	C _A	Wire
28	2 t.	20 t.	22 t.	26 t.	no	22 enam.
27	2 t.	22 t.	24 t.	28 t.	no	22 enam.
21	2 t.	22 t.	22 t.	22 t.	yes	22 enam.
14	4 t.	25 t.	25 t.	28 t.	yes	30 enam.
7	7 t.	45 t.	45 t.	none*	no	36 enam.
4	13 t.	100 t.	100 t.	none*	no	36 enam.

NOTE: All coils are wound on 3/8-inch iron-slug forms (CTC LS-3). *Crystal connected directly to plate.

connects to one plate of the 6J6, as shown in the sketch of Fig. 2.

Special care should be taken to adjust the coils (see Table I) with a grid-dip oscillator so they peak in the band selected and not just close

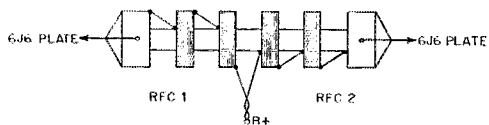


Fig. 2 — Sketch showing details of the construction of RFC₁ and RFC₂.

to it. This makes the difference between a so-so converter and a good one. To obtain the band coverages listed in the coil table, crystals must be selected as listed in Table II.

Table II

Xtal (Kc.)	Osc. (Mc.)	Recvr. (Kc.)	Band (Mc.)
7000	28.0 ¹	550-1550	28.55-29.55
6600	26.4 ¹	550-1000	26.95-27.4
6800	20.4 ²	600-1100	21.0-21.5
6700	13.4 ³	600-1000	14.0-14.4
6400	6.4	600-900	7.0-7.3
3200	3.2	550-800	2.75-4.0

¹ Fourth harmonic of crystal frequency.

² Third harmonic of crystal frequency.

³ Second harmonic of crystal frequency.

Alignment

Alignment is quite simple. The oscillator can be checked on any communications receiver covering the band selected. Plug in the crystal, and tune the receiver to the frequency listed in the second column of Table II, and adjust the slug of L₄ and C_A (when required) for maximum indication on the receiver S-meter. Inductances L₂ and L₃ can be adjusted for maximum noise or, if a signal is available, L₂ may be adjusted for maximum signal on the low end of the band, and L₃ for the high end.

Don't confine the unit strictly to mobile use. When operated with a surplus ARC-5 broadcast receiver, this makes a satisfactory unit for fixed-station operation.



Major Flint Becomes Chief, MARS (Army)

Major Willard Flint (A4BNY), U. S. Army Signal Corps, has been assigned Chief, Military Affiliate Radio System (Army), with headquarters



Major Willard Flint, Signal Corps, Chief of the Military Affiliate Radio System (Army), inspects transmission tape of President Eisenhower's United Nations Day message to radio amateurs and short-wave radio listeners prior to the transmission from Army and Air Force joint MARS station at the Pentagon, Washington, D. C., on October 24, 1954.

in Washington, D. C. Major Flint previously was assigned in the Communications Planning Branch of Army Communications Service Division, Office of the Chief Signal Officer.

A native of South Yarmouth, Mass., the new Chief, MARS, is a licensed amateur radio operator, W4BNY; he is also custodian of station K4USA, located on the concourse of the Pentagon Building, Washington, D. C.

Major Flint served during World War II as a Signal liaison officer with the Chinese Army. Assignments since the war have included such diverse duty as Signal Corps instructor, Reserve Officers Training Corps, at Oklahoma A. and M. College, Stillwater, Oklahoma, and Signal Corps liaison officer with the Turkish Army, with headquarters at Ankara.

As Chief, MARS (Army), Major Flint is responsible for the establishment and control of the Army program for training U. S. amateur radio operators who are interested in military radio communication, and in furnishing policy guidance for military commanders in the establishment and use of MARS radio nets for disaster or emergency communications.

Major Flint also will serve as Secretary of the MARS Advisory Committee, a policy-recommending body with representation from the Armed Services, Federal Communications Commission, Federal Civil Defense Administration, American National Red Cross and the American Radio Relay League.

Notes on Grounded-Grid R.F. Power Amplifiers

Circuit Details, Operating Conditions and Linearity

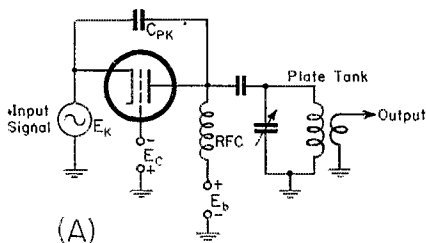
BY T. H. PUCKETT,* WSJXM/1

• The grounded-grid or cathode-driven amplifier is a useful type for triodes because it can be used without neutralization. Because the circuit has had relatively little use in amateur transmitters, most of us are not familiar with its other features — some of which differ greatly from what we are used to in conventional amplifier operation.

QUITE a few grounded-grid linear amplifiers are in use in single-sideband circles these days, but practically no information is available as to the operating conditions used and the circuit peculiarities observed. It was therefore decided to run some tests on a few tube types that seemed fitted for the purpose and see just what could be done, particularly along the high-power line. The four types tested were the 4-125A, 4-250A, 813 and 304-TL.

The Basic Circuit

For those unfamiliar with the grounded-grid circuit, the basic arrangement is given in Fig. 1A



(A)

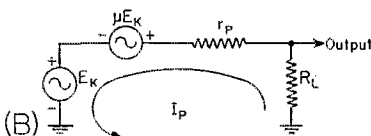


Fig. 1 — The grounded-grid amplifier circuit (A) and its small-signal equivalent circuit (B).

and the small signal equivalent circuit in B. The form of A is suitable for r.f. amplification. (The input circuit is not shown, but will come in for discussion later.) The driving signal is applied to the cathode of the tube, the grid terminal is grounded for a.c., and the output is taken from

*Technical Department, ARRL.

the plate circuit in the usual fashion. This may be compared with the conventional grounded-cathode circuit shown in Fig. 2. The primary advantage to be gained by using the grounded-grid circuit is that the grid acts as a shield between the input and output terminals of the amplifier

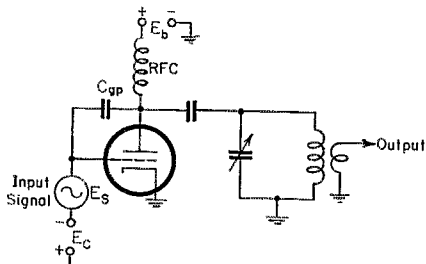


Fig. 2 — The grounded-cathode amplifier circuit for comparison with Fig. 1A.

(the cathode and plate of the tube, respectively) making the neutralization and stabilization problems much easier to handle. This may be seen by noting in the grounded-grid circuit that the primary coupling between the input and output is only the relatively small cathode-plate capacitance C_{pk} , while in the grounded-cathode arrangement the coupling is through the usually much larger (in triodes) grid-plate capacitance C_{gp} .

As a confirmation of the expected improved shielding, none of the tubes tested required any neutralization at all. It was necessary to eliminate the usual v.h.f. parasitic, but even this was easy, probably for the same reason. The methods of parasitic suppression are exactly the same as for grounded-cathode amplifiers.

Fed-Through Power

A feature of the grounded-grid circuit is that the output load current, which is also the tube current, must flow through the input signal source. This current is indicated as I_p in Fig. 1. It may be shown that this results in more power being required from the driver than for a comparable grounded-cathode amplifier. The driving power required commonly ranges from about one-tenth to one-half of the output power. However, there is some compensation in that most of the extra power from the driver simply passes through the amplifier and appears as useful power in the load.

This may be seen from Fig. 1B, if it is taken that the μE_k voltage is not present, which corresponds to the tube being present but having no

amplifying action for some reason, such as reducing the plate voltage to zero, but leaving a continuous path for plate current to flow. The input voltage E_k will then act as plate supply of sorts, causing a current flow in the plate circuit even though the d.c. plate-to-ground voltage is zero. This current will act as a regular tube current, and give an output signal. Some of the input power will be dissipated in the equivalent plate resistance r_p , but the effective load resistance R_L is usually much larger than r_p , and so will receive most of the input power. This of course neglects the losses at the grid of the tube, but these are usually small with respect to the amount of power fed through the tube, particularly for high-amplification tubes such as tetrodes which normally require only a small driving power as compared with their output power.

Input Coupling

In the practical application of the grounded-grid circuit, one other matter sometimes gives difficulty — just how to couple the driver power into the cathode. A simple cathode is indicated in Fig. 1, but in higher-power tubes this would actually be the filament. Or, if there is a separate heater, the heater-cathode capacitance would cause the heater to be at practically the same r.f. potential as the cathode. If the heater is to be supplied from a grounded source such as the regular 115-volt a.c. line, it is necessary to isolate it so that the driving source will not be grounded through the heater supply.

Probably the most obvious solution is that indicated in A of Fig. 3, in which the filament power is fed through r.f. chokes. (The tank circuit shown in the input coupling in the input signal is a common circuit, but any of the ordinary coupling methods, properly applied, should be satisfactory.) In this case, things are fine so long as not too much filament current is required. However, for the tubes under consideration here the filament current is large, and the wire size required to avoid excessive losses is embarrassingly big. The situation may be alleviated somewhat by using the filament chokes as the cathode tank inductor, but when using a tube such as the 304-TL, which requires 12.5 amperes, things may still be a little tough.

Another possibility is to use a filament transformer with a low interwinding capacitance, as indicated in B. The interwinding capacitance is shown as C_i . So long as this is less than the required tank capacitance, things will be fine. There were some of these transformers kicking around in surplus, from radar sets.

A third possibility is indicated in C. Here regular chokes are used, but in the input side of the transformer. The current will be stepped down in the same ratio that the voltage is stepped up, so a much smaller wire size may be used for the chokes. Of course, the transformer must be mounted so that its frame is insulated from ground. The capacitance of the transformer to ground will be added across the input, but this is usually pretty small. A filament transformer

measuring about 3 by 3 by 4 inches was mounted $\frac{3}{4}$ inch off a large metal plate, and the measured capacitance was about 25 μmf . This method was used for these tests.

Although the data to be presented were taken on 80 meters, one run was made on 20 meters to see if anything unexpected would occur. In this case it was particularly desired to check if the method of driver coupling would be satisfactory on the higher band. The driver had a pi-network tank and was coupled to the grounded-grid amplifier by simply feeding the output of the pi tank directly into the cathode of the grounded-grid amplifier without a separate cathode tank of any kind.

This was initially tried as the simplest possible scheme, and worked beautifully. The impedance looking into the cathode seems to be in the vicinity of 50 to 100 ohms, since several lengths

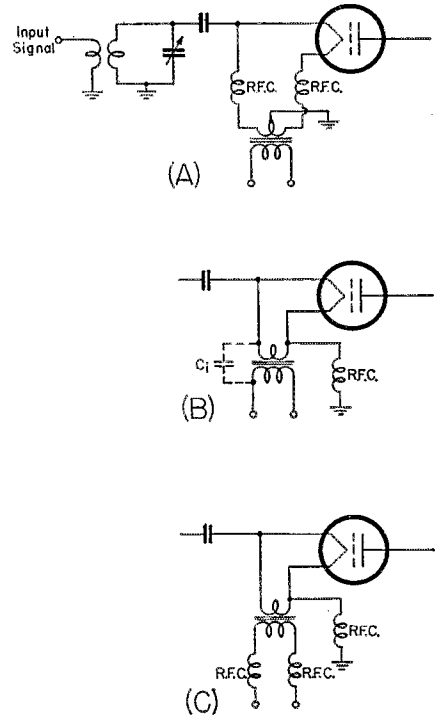


Fig. 3 — Methods of isolating the filament or heater for r.f., to prevent grounding the hot side of the driving source.

of 72-ohm coax were inserted between the driver and the amplifier without causing the least difficulty in loading the driver. This and the other features of the grounded-grid amplifier showed no particular change when the shift was made from 80 to 20 meters.

Tetrodes

The question arises as to what to do when the tube is not a triode as indicated in Fig. 1. In all cases, the extra grids were grounded for r.f., the same as the control grid, with any necessary bias fed in separately. Thus the extra grids of the

tube are driven along with the control grid.

If it is attempted to use a tetrode in the normal fashion, with the screen circuit returned to cathode, it is necessary to drive the screen grid along with the cathode. The screen-plate capacitance will then act as a coupling between the input and output, destroying the shielding action of the control grid. The same thing applies if the tube has a suppressor grid. Actually, the procedure of grounding all the grids just makes multigrid triodes out of the tubes.

Operating Conditions

No information is available from the manufacturers on grounded-grid operation of the power tubes commonly used by amateurs. However, such ratings as maximum allowable plate dissipation and maximum current and voltage still apply. The operating points to be given are ones which happened to be convenient, and, of course, are not the only ones which can be used. They are intended to indicate the possibilities more than anything else. Generally, the ratings from the tube manuals for grounded-cathode operation seem to be good starting points for grounded-grid operation. Simply set the amplifier up with the indicated voltages, and adjust the drive and plate loading for the desired results.

An unexpected bonus cropped up when it was found that the 4-250A and the 813 made excellent zero-bias tubes. That is, all the grids are directly grounded, and the plate voltage is adjusted to give the desired no-signal plate current. The plate voltage may be anything less than the value which results in rated plate dissipation. In linear amplifiers, it is probably desirable to keep the voltage high enough to give as much no-signal plate current as is safe. The drive and loading are then adjusted in the usual fashion.

Admittedly, adjusting the plate voltage is not always convenient. An autotransformer in the a.c. input to the high-voltage power supply is ideal. Another possibility is a small buck-boost transformer in series with the input. Luckily, the voltages required are about what is normally used on these tubes. Using this zero-bias mode requires more driving power, but against this may be placed the quite large convenience of not needing any separate power supplies for the grids. This is particularly advantageous in the case of the control grid, since for linear operation its bias must be well regulated.

The actual numerical data are given in Table I.

These values were obtained using a modulated driving signal which had a low duty cycle, so that the average dissipation ratings would not be exceeded. These values may *not* be used continuously, as when plate modulating the grounded-grid stage. However, the values should be quite satisfactory for peak conditions when the stage is used as a linear amplifier in single-sideband work with speech input, since in this case the average signal is much less than the peak signal.

It was not possible to check the efficiency of the system directly, but observations of d.c. input, tube color and relative output indicated that the efficiency was in the normal region of 60 to 70 per cent.

Of the four tubes, the 4-125A was the only one which did not perform too well. As a zero-bias triode, it was not possible to get enough idling current through it, and the plate dissipation went up very rapidly with drive. It is possible that further investigation might turn up a more suitable set of operating conditions for this tube.

The 4-250A and the 813 performed about the same, within the limitations of the 813 maximum ratings. It is possible to run quite a bit more input than indicated to the 4-250A, but the required driving power increases pretty rapidly. It was necessary to be a little bit more careful about shielding the input and output circuits from each other with the 813, and it is recommended that the 813 base shell be solidly grounded by the use of metal spring clips or the like.

The 304-TL cannot be used as a zero-bias tube. The grid-bias requirement is a major difficulty, as the tube has such a low amplification factor that 150 to 200 volts bias is needed to keep the no-signal plate dissipation within reason when 2000 volts is used on the plate. In view of this and the filament current requirement, the thing that makes the tube of interest in this application is the fact that many people picked them up at low prices in surplus. Also, if driving power is available, the tube may be driven to very large inputs.

The 304-TL was the only tube of the four that needed more than a small v.h.f. inductor in the plate lead to suppress parasitics. A coil of 8 turns of No. 16 tinned wire, $\frac{1}{2}$ inch in diameter and $\frac{3}{4}$ inch long, with a 100-ohm carbon resistor tapped across half of the coil, was used in the

(Continued on page 128)

TABLE I

	E_b Volts D.C.	I_p (No Signal) Ma. D.C.	E_c Volts D.C.	E_{scr} Volts D.C.	Driving Power Required Watts	Plate Input Watts	I_a^* (D.C. Ma.)	I_{scr}^* (D.C. Ma.)
4-125A	2000	15	0	0	150	330	100	60
4-250A	3000	50	0	0	540	1600	200	100
813	2500	40	0	0	450	1000	75	10
813	2500	40	-60	500	270	1000	5	40
304-TL	2000	50	-185	—	290	1100	75	—

* Approximate.



Hints and Kinks

For the Experimenter



STARTING HARD-TO-GET-AT MACHINE SCREWS AND NUTS

WHEN the needle-nosed pliers are too cumbersome, and the fingers are too clumsy, try starting a machine nut as follows:

Press the eraser of an ordinary pencil momentarily against the barrel of a hot soldering iron. Stick the nut to the melted eraser and then use the pencil to poke the nut in place; a screw-driver will do the rest. — *Frank Joseph, WN9AOI*

.....

WHENEVER difficulty is encountered in getting screws, washers and nuts into tight corners, it is possible to solve the problem by wrapping a couple of turns of masking tape, sticky side out, around the end of a pencil. Any small piece of hardware will stick to the tape long enough to allow completing the job on hand. — *Joseph J. Kosina, W2LGK*

"ALL-BAND" ANTENNA

FIG. 1 is a sketch of an "all-band" antenna system that I have been using with success for some time. The idea is not a new one, having appeared in *QST* at least 10 years ago. However, I feel that there are many newcomers since that time who would be interested in a simple system that can be fed with a single 70-ohm transmission line.

The arrangement consists of dipoles, cut for each band and connected in parallel at the center. Although I have not checked standing-wave

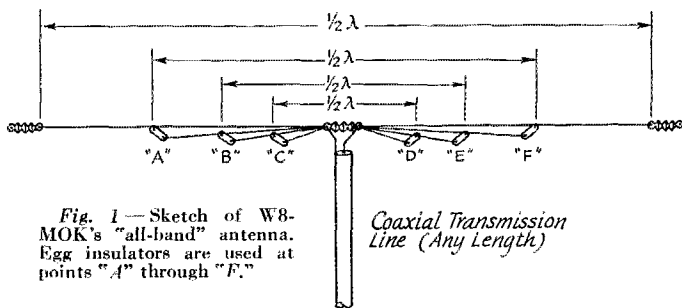


Fig. 1 — Sketch of W8-MOK's "all-band" antenna. Egg insulators are used at points "A" through "F."

ratios, the results seem to indicate that it gets out as well as a bunch of individually-fed dipoles. If you haven't tried it, you're in for some surprises.

— *R. L. Cope, W8MOK*

[EDITOR'S NOTE: As with any system of this type, special care must be exercised in reducing low-order harmonic output, since any harmonic energy fed to the system will be easily radiated.]

USING THE SELECT-O-JECT AS A KEYING MONITOR

ANYONE who owns and operates one of the National Select-O-Jects may be interested in how the unit is used as a keying monitor here at WNØRVF. The stunt has worked out so well that

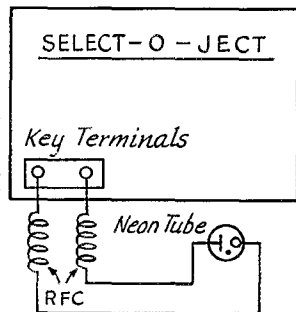


Fig. 2 — Arrangement employed by WNØRVF to permit using a Select-O-Ject as a keying monitor.

earlier plans to build a more complex monitor have been given up. The system employs a Select-O-Ject keyed by a small neon tube as shown in Fig. 2. The r.f. voltage that is used to ignite the bulb is obtained by placing the tube in the r.f. field of the transmitter output amplifier. Lead length between the bulb and the S-O-J is not critical and unshielded wire has been used to date. However, r.f. chokes should be connected in series with the leads and should be placed as close as possible to the key terminals of the S-O-J. The frequency of the tone fed to the

phones when the transmitter is keyed may be varied by means of the Select-O-Ject frequency control. My own experience with the monitor is that it follows keying without lag and reacts to bug keying much more favorably than some of the systems which employ relays to obtain the same effect.

— *Tom Bakersmith, WNØRVF*

REMOVING HOT TUBES

THERE is probably nothing new about this idea but even so it can bear repeating. A simple method for removing hot tubes from "hard to get at" places is to wind a rubber band around each of the jaws of an ordinary pair of pliers. This makes an excellent tool for gripping and removing the tubes.

— *Lewis G. McCoy, W1ICP*

• Recent Equipment —

The 500-W Power Amplifier

IN the past, one was likely to think of an r.f. power amplifier as something that came as part of a complete transmitter he bought, or perhaps as something one built to boost the power level of an existing station. But the fashion is definitely changing, and you can now buy an amplifier as a separate unit, with or without power supply. The growth in popularity of single sideband is a prime reason for this change — many who got their s.s.b. feet wet on low-powered “barefoot” exciters want to increase the power level. Since the amplifier is of necessity a “linear” one, running in Class AB₁ or AB₂, there will be design features that did not appear in the earlier commercial r.f. amplifiers that ran only Class C. The Gonset 500-W Power Amplifier is an example of some of the novel features and engineering we can expect to see. It can be used for any mode of transmission: c.w., a.m., s.s.b., f.m. or f.s.k.


The linear amplifier is a complete package in a cabinet 23 inches wide, 13 inches high and 16½ inches deep, designed for a table-top location. It is bandswitching from 80 to 10 meters, with an “X” position on the switch for the optional 160-meter operation that is available. The single bandswitch knob controls both grid and plate circuits. Other panel controls include Grid Tuning, Grid Drive, Plate Tuning, Coarse Output Tuning, Fine Output Tuning, and power and meter switches. The Plate Tuning dial is marked directly for the various bands, to simplify resetting from one band to another without the need for referring to a chart. The Power switch is a three-position affair: Off, Fil and Plate — to permit warming up the rig be-

fore applying plate power. A green pilot lamp indicates when the filaments go on, and a red light is added when the switch is thrown to the “Plate” position. The meter switch allows metering of the cathode currents of the r.f. tubes individually, total grid current, and r.f. output voltage delivered by the amplifier. The output-voltage indication has two ranges, to allow for various output-impedance levels. Input and output jacks on the rear of the chassis are standard coaxial-connector fittings.

The 500-W uses four 807s in parallel, a feat that might be considered impossible by many amateurs who have struggled with only a pair of the little beasts. However, the problem was licked by a couple of constructional tricks that can be seen in the photographs and will be described shortly. The four 807s have a parallel-tuned grid circuit, with the input line tapped up on the coil instead of being connected to a separate coupling winding. The Grid Drive control is a switch that cuts in various amounts of “swamping” resistance across the grid circuit, as shown in Fig. 1. The plate circuit is the conventional pi-coupler arrangement, with the bandswitch determining the amount of inductance in the circuit. The output voltmeter uses a 9006 diode rectifier — the range is changed by inserting resistance in series with the meter.

As can be seen in Fig. 1 and one of the photographs, each 807 has a fuse in its cathode circuit, to protect the power supply and to allow operation without interruption in the event of a tube failure. Subsequent location of the bad tube is

The Gonset 500-W linear amplifier uses four 807s in parallel to deliver 250 watts peak envelope power. The individual suppressor resistors and chokes connected in the plate circuit can be seen here, as well as the heavy silver-plated straps used for low-inductance connections. Two of the four rectifier tubes can be seen in the foreground.



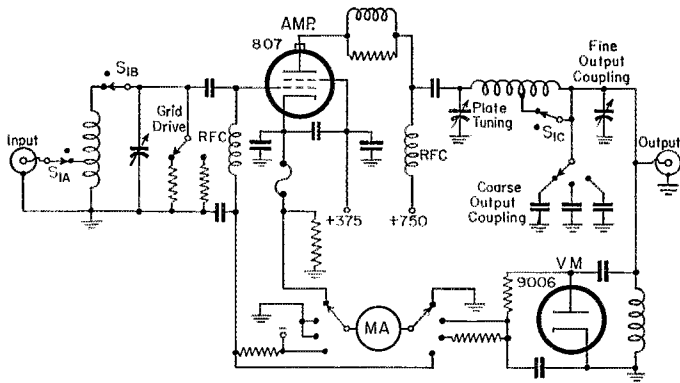



Fig. 1 — A simplified circuit diagram of the 500-W linear amplifier. Four 807s are connected in parallel, but only one is shown here. Each of the four tubes has individual screen and cathode by-passing. For simplicity, coils for all bands are not shown, but the grid circuit uses separate coils for each band (80 through 10 meters) and the plate circuit uses a tapped coil in series with a fixed (10-meter) coil. Notice the fuse in the cathode circuit and the output-level voltmeter.

simplified by the individual fusing. Another protective device is an overload relay in the common screen-grid lead to the power supply. When the total screen current exceeds 40 ma., as it might with light loading or excessive drive, the overload relay drops out, which increases the grid bias and also turns out the green pilot light. The increased bias will, in most cases, decrease the screen current sufficiently to let the relay fall back, and the result is "cycling" of the relay and a flashing of the green lamp, for as long as the overload condition exists.

The power supply uses four 866 Jrs. in a bridge circuit, to supply 750 volts for the plates and 375 volts for the screens of the 807s. The 750-volt supply has an 80- μ f. output condenser, and the screen supply has 160 μ f. in the output. These high values of capacity are in keeping with current thinking about linear amplifiers, where the object is to build a high degree of dynamic regulation into the power supply. A selenium rectifier

Attention-getters under the chassis are the components and connections at the tube sockets. The square plate and heavy strap is the common control-grid lead. Each tube is individually fused in the cathode circuit.



is used in the grid-bias supply.

For those who might wonder at the selection of four 807s in parallel for this amplifier, it should be pointed out that this results in the equivalent of a beam power tetrode having a plate dissipation of 120 watts, a transconductance of around 25,000, and full output at relatively low plate voltage. The constructional tricks, mentioned earlier, that permit this parallel operation without instability consist mainly of reducing the inductance of the common connecting leads. This was done by using heavy silver-plated connecting straps wherever necessary. And apparently another policy was "Don't spare the condensers," as can

be seen by the generous by-passing at each socket. The currents of the 807s can run between 15 and 30 ma. without excitation, but they should match to within a 10 per cent spread at around 100 ma. with the tubes heavily loaded. Thus an important point in running four tubes in parallel is to match the cathode currents at full load and drive conditions, and ignore the wider variations in no-signal currents. If the four tubes do not match closely enough at full load, the errant tube is easy to replace. Tolerances on tubes permit wide variations but the low cost of 807s makes matching easy. Wide variations in tubes in the amplifier will degrade the linearity and reduce the potential output, so it is well worth while to match tubes.

The amplifier is designed to work into 52- or 72-ohm coaxial cable having an s.w.r. of 2 or less, but it can handle them up to s.w.r. = 5 under most conditions of line length.

(Continued on page 132)

Field Day—

1954



— Photo courtesy W4SRX/4

Number Participating Soars to 8380; 585 Clubs and Groups, 234 Portables and Mobiles Afield

BY PHIL SIMMONS,* W1ZDP

"Somebody fix 40 c.w.'s key clicks. We hear 'em all over 10 meters." . . . "Anyone gassed the generator lately?" . . . "Where's Joe Zilch? He's supposed to be logging at Position Two." . . . "Look alive, fellows, we're 50 QSOs behind this time last year." . . . "Quick, kill the gear! The line voltage is up to 140!" . . . "Now who went and sat on my sandwich!"

SUCH comments will ring a bell to anyone who's been on a Field Day outing. The grammar may not be impeccable, but these remarks typify that peculiar lingo which besets Hamdom every June as regular as clockwork. They reflect the joys and the woes, the trials and tribulations — they're part and parcel of every ARRL Field Day.

The first Field Day in 1933 wasn't exactly a howling success, it would seem. Just forty-one stations reported results. This was long before the advent of mobiles, of course, and the less stringent regulations for portable operation that presently prevail. And imagine trying to knock off 20 QSOs an hour using those Federal Radio Commission portable calls like W9ZZAO and W2ZZDI. At any rate, there was little evidence that Field Day would catch hold to the extent that thousands of individuals and clubs would bring about that annual ham-band cacophony.

* Communications Assistant, ARRL.

Some groups lay careful plans for months in advance of the big day, others hold off until an hour before the opening gun. But whatever the means or degree of preparation, the emphasis is on the more serious aspect of Field Day, that of demonstrating that amateur radio is ready, willing and able to cope with a *real* emergency, be it flood or windstorm, hurricane or bomb attack. Judging from the quantity of newspaper clippings reaching ARRL, Field Day received a copious amount of "before and after" publicity — the kind that gains public support for amateur radio.

So hats off to every Field Day participant! Hats off to the boy with the 5-watt battery-powered peanut whistle who went up on the mountain and made five contacts all by his lonesome, and to the lucky mobileer who only had to climb into the family jalopy and call CQ FD. Hats off, too, to those multitransmitter installations with the club-owned generator and dozens of people helping out on the operating, maintenance, cooking, and what-have-you. Yes indeed, hats off to *every* Field Day participant for a job well done!


Like each of its predecessors, the 1954 affair smashed all previous records, with 8380 individuals in the field. Entries representing 819 portables and mobiles were received, and there were at least 2026 separate receiver-transmitter combinations operating independently of commercial mains. Those figures don't include the signals

pouring forth from home stations, either. Yes, FD has proven once again that for sheer popularity it has no peer amongst ARRL-sponsored operating activities!

For purposes of our QST report, competition is considered to be among stations employing similar numbers of simultaneously-operated transmitters. Final scores are therefore tabulated according to the number of transmitters at each station. For purposes of geographical comparison in Class A, the following clubs and groups led in their respective licensing areas:

W1OC/1	9009	KL7CC/KL7	1195
W2LI/2	17,847	KP4ID/KP4	1500
W3PKV/3	12,177	VE1FO/1	3321
W4MK/4	7398	VE2NI/2	3582
W5SC/5	10,113	VE3BRR/3	7848
W6UW/6	11,874	VE5AA/5	1092
W7DK/7	5679	VE6NQ/6	1569
W4FU/8	14,355	VE7AQL/7	4038
W9AP/9	13,230	VE8GY/8	756
W0CET/0	5364	VO1X/2	1128
KH6WO/KH6	1764		

The Tri-County Radio Association of Plainfield, N. J., whose members have posted astronomical FD scores for years, did it again in '54, this time leading all entrants. With 30 watts or less to ten simultaneously-operated rigs, each of which used a 6146, an 807, a 1625, a 2E26 or



An integral part of most Field Day excursions is gassing the generator. Here W9UHV obliges by doing the pouring as W9AIN assists. These and 23 other Hoosiers polled 2076 points with W9RDJ/9 in the one-transmitter category. The 3-kw. job on the trailer as well as the spare 500-watter at the right are the property of the Tri State Amateur Radio Society.

Honors for the second-highest score go to the Garden State Amateur Radio Association's W2GSA/2. Forty GSARA enthusiasts set up shop at Hazlet, N. J., earning 16,899 points and 1979 QSOs, tops in the contact department. Except for the 80-c.w. and 20'-phone installations, rigs were kept in the low-power bracket. The W2GSA/2 contact total by bands looks like this: 377 on 80 c.w., 236 on 75 'phone, 250 on 40 c.w., 190 on 40 'phone, 276 on 20 c.w., 158 on 20 'phone, 3 on 15 c.w., 54 on 15 'phone, 1 on 6 c.w., 48 on 6 'phone, 254 on 2 'phone. *Wow!*

Ohio Valley Amateur Radio Association, long renowned for its exploits in various operating activities, ran true to form in the Field Day, bringing home the third slot with 14,355 points and 1570 stations worked. Utilizing seven transmitter-receiver combos and the call W4FU/8, OVARA plowed all spectrum portions 80 through 2 (except 11 meters, which no one ever seems to tackle any more) and qualified for the 9 multiplier by employing generators and low power.

Moving to one- and two-operator stations, we find W2JBQ/2, aided and abetted by W2FBA, leading Class B with 5373 points and 373 QSOs on 20-, 40-, 80-meter A1 and A3. A VFO-2E26, a Super-Pro, a 14-Mc. ground-plane and a couple of folded dipoles comprised their modest set-up near Scottsville, N. Y. Storage batteries furnished

TEN HIGH SCORES

Class A	Class B
W2LI/2.....17,847	W2JBQ/2.....5373
W2GSA/2.....16,899	W5VRP/5.....2916
W4FU/8.....14,355	W6VIF/6.....2903
W9AP/9.....13,230	W4KUX/4.....2835
W3PKV/3.....12,177	K0WBB/0.....2763
W6UW/6.....11,874	VE3BCL/3.....2547
W9IT/9.....11,241	W6LDR/6.....2538
K6BAG/6.....11,065	W1RAN/1.....2502
W2VDJ/2.....10,917	W6RSU/6.....2049
W9PCS/9.....10,584	W3WPY/3.....1980

332A final, thirty ops rolled up 17,847 points at Mountainside, N. J., under the call W2LI/2. Doublets were available for 3.5 and 7 Mc., a doublet and 2-element beam for 14 Mc., and 3- to 10-element beams for 21 through 144 Mc. Receivers were 3 HROs, 2 75As, 2 Super-Pros, and an SX-28, with converters on a Super-Pro and SX-28 handling 6 and 2 meters. A 6-kw. generator powered the gear. A breakdown of W2LI/2's 1958 contacts: 324 on 80 c.w., 304 on 75 'phone, 319 on 40 c.w., 185 on 40 'phone, 152 on 20 c.w., 128 on 20 'phone, 58 on 15 'phone, 238 on 10 'phone, 33 on 6 'phone, 217 on 2 'phone.

These happy Hawaiians, flanked by the verdant scenery of Oahu, earned 1764 points in Class 1A at KH6WO/KH6, led all KH6 entrants. *L. to r.:* KH6DU, KH6ARM, KH6RU, KH6AN, KH6WU keying, KH6AHO, KH6KC, KH6AS. The 100-watt p.p. 807s were powered by a 2-kw. generator.



the juice. Other outstanding Class B scores: W5VRP/5 2916, W6VIF/6 2903.

Spearheading the record 167 mobile entrants was the 3551-point tally of K6ASK/6. On Mount Wilson near Pasadena, K6ASK and K6KBT worked 'phone exclusively, logged 238 contacts with the Harvey-Wells transmitter, Elmac receiver, and car whip.

Cleveland's Westpark Radiops, almost quadrupling their '53 showing, continued undisputed mastery of the mobile aggregate category, turned in 77,918 points. Top score of the 48 club members on the air from their individual mobiles was W8HFE/8's 3470 points. A prime reason for the success of these Ohioans is the fact that each station originates that FD message (worth up to 337.5 score points), and many receive and relay from 30 to 40 such messages. Standings of all clubs that entered the mobile aggregate classification appear in a separate tabulation accompanying this report.

A half-dozen QSTs could perhaps be filled with the interesting experiences and incidents which FDeers recounted on their logs. ARRL is pleased to pass along as many of these sidelights as space will permit.

FD Quotes

"We expected some success from our quarter-wave 7-Mc. vertical but were really amazed at the performance of the odd-length (40-foot) vertical on 14 Mc. Eight or more radials were staked from the base of each vertical. DARC old-timers admit this was the club's most enjoyable FD. They still remember last year when at zero hour it was discovered that the generator ran off butane, and there was no butane!" — *Dallas Amateur Radio Club, W5FC/5*. . . . "We cured terrible QRN from the generator ignition by placing a 50,000-ohm resistor in the main distributor lead. Only one member had seen the site before we arrived Saturday a.m. to set up camp." — *Collingwood Amateur Radio Club, VE7DJ/7*. . . . "The 'phone team certainly came through when the chips were down. The c.w. ops not only lost prestige but now have to buy steak dinners for the participating 'phone gang." — *Narragansett Association of Amateur Radio Operators, W1SKT/1*. . . . "Our surplus generator was found to be full of rust in its gas tank and gas lines; plugs would not fire and the carburetor leaked. We fixed it up before FD, but what if it had been a real emergency! Clubs: See that your c.d. equipment is properly maintained and ready for action at all times!" — *Lima Area Amateur Radio Club, W8GYM/8*. . . . "Our score dropped this year, but we didn't do too badly considering we had over an inch of rain and an 89 noise level. We did work KA2IM, and we are proud of our operators for doing such a fine job under difficult conditions." — *Twin City Contest Club, W0HAM/0*. . . . "Our six ops went without sleep for nearly the full period. Atmospheric conditions were poor and it was necessary to change bands frequently, which caused us to lose valuable operating time." — *Midland Amateur Radio Club, W5QGG/5*. . . . "Our power source was a 1-kw. alternator belted to a 1951 Ford engine, with d.c. excitation for the

alternator derived from a bank of storage batteries. We were off the air only briefly to replace two fouled spark plugs in W3IDQ's faithful buggy. Our site, Beach Haven on Long Beach Island, was chosen because of supposedly high ground conductivity as evidenced by RCA and other overseas transmitters in the near-by area." — *Beacon Radio Amateurs of Phila., W3DYL/2*. . . . "Despite bugs, heat, forgotten equipment and a sagging 750-foot-per-leg Vee of #12 soft-drawn copper wire (which had to be tightened five times), our club had a grand time." — *Northwest St. Louis Amateur Radio Club, W0BJT/0*. . . . "Surprised to work Falkland Islands via North Pole. A 100-foot lookout tower served as an ideal antenna support." — *Tualatin Valley Emergency*


CLUB AGGREGATE MOBILE SCORES

Westpark Radiops	77,918
Norwalk Amateur Radio Club	19,849
Maryland Mobile Radio Club	12,802
Associated Radio Amateurs of Long Beach	11,812
North Seattle Amateur Radio Club	11,424
Mobile Amateur Radio Club of South Bend	6870
Wisconsin Valley Radio Assn.	2268
Lake Washington Amateur Radio Club	2079
Lockheed Amateur Radio Club	1311
Johnson County Radio Amateurs Club	752
Philadelphia High-Frequency Radio Club	635
Waltham Amateur Radio Assn.	356
Connecticut Wireless Assn.	252
Coffee Dunkers of Detroit	68

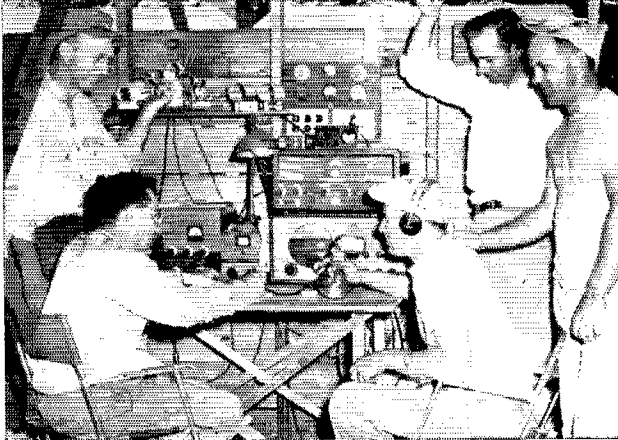
Radio Club, W7OTV/7. . . . "All our members in the military services obtained week-end passes and we planned our FD at the last minute, setting up all gear just prior to going on the air at 5 p.m. — no doubt the closest thing to an emergency operation we ever accomplished. We thoroughly enjoyed FD, disassembled the station by 5:30 Sunday, and within a few hours were all on our way to our various military posts." — *Abington Township Amateur Radio Assn., W3PSH/3*. . . . "Static charges were so strong during a local storm that it was a trick to attach a feeder without getting a jolt. Our ground-plane antenna was supported by two balloons when the vertical wire broke, but luckily no one was hurt." — *Society Radio Operators, W9NGI/9*. . . . "Heavy rains limited operations." — *Minneapolis Radio Club, W0WET/0 (II)*. . . . "All stations making any sizable number of QSOs should keep an indexed, alphabetical listing of stations worked to prevent repeats. We didn't but will certainly do so next year." — *Madison County Wireless Club, K2APT/2*. . . . "Our first participation as an organized club and we're already waiting to set up the equipment in '55. Excitement: a large moose stood 100 feet from our tent giving us the eagle eye but fortunately didn't investigate further." — *Anchorage Amateur Radio Club, KL7AA/KL7*. . . . "Believe we are the only FD entrants that operated from a defunct u.h.f. TV station. We used office space for the shack and tied our antenna to a 300-foot TV tower." — *Elmira Amateur Radio Assn., W2ZJ/2*. . . . "Weather was most uncooperative. At 1825, Saturday, operation was disrupted by a tornado. Within two minutes after the first warning was received the station was completely dismantled. Normal operation was resumed by 2000. On Sunday an electrical storm accompanied by driving rain again curtailed our operations for two hours. After a feverish 11th-hour attempt, we succeeded in relaying our message five minutes before the deadline. FD here proved a valuable lesson in emergency operation under decidedly adverse conditions." — *Maumee Valley Radio Association, W8HIF/8*. . . . "Viking and 32V rigs operate well at low power if primary of high-voltage supply is fed through variable auto-transformer, resulting in plate voltage of 300-400 volts. 32Vs have connection on terminal board at the back for this; Vik-

It's "Alley Oop," Mount Suribachi style, in the Chino Hills near Pomona, Calif., as Aerojet Radio Amateurs Club members sedulously apply themselves to hoisting the 80-meter skywire for K0CLZ/6.

QST for



Though operating from a cow stall and beset by the stentorious moos of its bovine inhabitants, this team nevertheless milked 75 meters for 187 contacts. Left to right, we have WIs UFF WUJ LWA WQU and TRJ, of the Narragansett Association of Amateur Radio Operators. The club grossed 4461 points with W1SKT/1 in Class 3A.




ings require connections brought out." — W9ERU/9. . . . "Forced to shut down for short periods due to lightning crashes around antennas. At one time six inches of water was running like a river through our tent. All in all it was a very good test under emergency conditions." — *Racine Megacycle Club*, W9UDU/9. . . . "We had to run special lines from the generator to our two electronic keys because the voltage drop was too great for them to work properly." — *Radio Amateurs of Erie County*, W2EUP/2. . . . "This event was the first for the newly-formed Radiation Lab Radio Club of Johns Hopkins University. We set up one tent on the parking lot of the famed Pimlico race track, and used a borrowed 750-watt Onan gasoline generator. The call used, W3SSF/3, was drawn from a hat. Many of the gang were Novice operators who gained valuable experience. This was my twentieth straight Field Day and I would not miss one for all the world!" — W3LMC, club president. . . . "A helium-filled balloon kept our vertical an average 100 feet above terrain." — *Dit-Happy Dash Hounds*, W3FQB/3. . . . "Our location was a hilltop adjoining the Baltusrol golf course where the National Open was in progress, and the path leading up the hill was completely blocked by parked cars. It took the help of the Springfield (N. J.) police to move them so we could get our heavy equipment up to the site." — W2KGT/2. . . . "Complaint: Much



Field Day axiom: *Keep the signal on the air at all costs!* Above W8MQR does a hurry-up repair job on a temporary power supply for Sandusky Valley Amateur Radio Club's W8NCK/8.

time would be saved if FD voice operators would identify their stations properly. Most said 'W4XXX-slant-4' which is not even legal. Location given with call is required by FCC and would save many repeats." — W4GLW/4. . . . "If we could get a 0.001 multiplier for each chigger bite, our outfit would win hands down!" — W0BYC/0. . . . "We used ARC-5s which are handy and compact, and that single-dial control is the only way to move from place to place in a hurry. We've decided coax feed lines are a 'must' — the only time you hear the guy next to you is when you hit a harmonic." — *State Line Radio Club*, W2DTU/2. . . . "We used masts made by bolting 20-foot two-by-fours to 20-foot two-by-sixes, held fast by six guy wires. Our site was a cow pasture. At 3 A.M. we heard a terrific crash. A cow had 'spooked' at a flashlight and bumped into one of the masts, which fell and shattered into eight pieces. We finished the run with one 15-foot mast. P.S.: The cow is okay." — *Martinsville Amateur Radio Club*, W9NTA/9. . . . "We all got cherry-red sunburns and learned too late that it always pays to measure the antenna. From now on we won't just throw up a piece of wire." — W6HJK/6. . . . "Fine time had by all, though the county weed-outer took down all our antennas Saturday morning." — *Central Texas Amateur Radio Club*, W5ZDN/5. . . . "Twenty operators, lots good food, FB weather, no tech-

nical difficulties, good band conditions. Who could ask for more!" — *Suburban Radio Club (St. Louis, Mo.)*, W0DCW/0. . . . "Vertical antennas on the low bands seem to pay off but should be used judiciously. Early Sunday A.M. we heard on 40 meters many signals we couldn't work. The reason — we decided later when wide awake — was that the transmitter was on vertical and the receivers were on horizontal antennas." — *Columbus Amateur Radio Assn.*, W8TO/8. . . . "Our Vee beam, 1000 feet each leg, was pointed at New York City where we knew FD stations would be thick as flies. We were told constantly that we had the strongest sig on the 10- and 20-meter bands. It was a real dream to cut through the 20-phone QRM with 75 watts input. We cried like babies when it came time to take the Vee down." — *Oil Capitol Mobile Club*, W5BRI/5. . . . "The XYLs brewed up a huge beef stew which we demolished in an early supper just before H-hour. So fortified, the gang ran through the night with much vim and vigor." — *Falmouth Amateur Radio Assn.*, W1WNM/1. . . . "The one big mistake we made was operating under one tent with all equipment crowded on three tables. Key clicks from our own equipment caused loss of many almost-completed QSOs." — *Andrews Electronics Assn.*, W3RV/3. . . . "One of our rigs, running about 10 watts input and with practically no output, used a 63-foot wire which led to the top of the tent, was looped around the main support, and then laid in branches 6 feet off the ground for the rest of its length. This little bomb worked more than 1000 miles on 80 and 40. No wonder everybody likes it!" — *Eagle Rock Teen Age Radio Club*, W6QV/6. . . . "The generator team required two men, one to fill it with gas and the other to ward off the rattlesnakes." — *Naval Air Station Radio Club*, W4NEK/4. . . . "Lost all antennas an hour before the start of FD in a sudden wind and rainstorm. We were using balloons that were guyed, but wind pressure forced the gas to the top of the balloons, which promptly blew up. What a mess!" — *Coffee Drinkers of Detroit*, W8AM/8. . . . "We suffered from lack of: extension cords, outlets, ground rods, insect repellent, crushed ice, and operators from 0100 to 0800. We suffered from excess of: insects, generator hash, key clicks, tangled wire, warm beer, and operators from 0800 to 1800." — *Grand Island Amateur Radio Society*, W0BLJ/0. . . . This club has never been a high scorer but we go all out for FD. Each year four large tents about 500 feet apart are erected in a city park. A centrally located 10-kw. gasoline generator feeds the tents, all of which are connected by field telephones. Our balloon-supported verticals attracted hundreds of visitors Sunday. We feel that the publicity ham radio receives is well worth the interference the visitors give our operators." — *Baltimore Amateur Radio Club*, W3PSG/3. . . . "We discovered at 0030 that our generator had been putting out 62-cycle a.c. and the electric clocks were gaining each hour. No more electric clocks for us!" — *Jacksonville Amateur Radio Society*, W4DU/4. . . . "A most wonderful time was had by all. An organized FD is a thing of beauty. Emphasis was placed on the training of our younger operators with a view toward offering some real competition in the future. Our rather unique 33-foot self-supporting vertical, located on a float in the lake and with its radials in the water, gave a good account of itself in 24 hours of 7-Mc. operation." — *Port City Amateur Radio Club*, W1WQM/1. . . . "The 7th consecutive year our club has participated and highest score so far, but the first time we didn't get our FD message off the hook. We made an effort to pass it Sun-



Just across the Indiana border at New Paris, Ohio, W9EZB (foreground) and W9PSD keep things humming for the Richmond Amateur Radio Association's W9PSD/8. The soldering iron appears to be in readiness for that almost inevitable FD exigency.

day p.m. but we gave up after two stations politely refused." — *Paso Robles Radio Club, W6BRY/6*. . . . "Use of a $3\frac{3}{4} \times 7\frac{1}{2}$ IBM card for each contact proved beneficial in eliminating duplications. Cards for each band-log were filed by the call letter after the numeral. Tab cards for each letter facilitated rapid locating. The more the contacts, the better the system works." — *Mount Diablo Amateur Radio Club, W6LUF/6*. . . . "Tables with interchangeable legs greatly helped in setting up. Each table was equipped with a plug-in strip, a Variac, and an a.c. meter. Forty-foot extension ladders were used as antenna supports." — *Old Colony Amateur Radio Assn., W1WKN/1*. . . . "Biggest turnout we've ever had — 64 operators. The fellows worked hard for the event and enjoyed testing emergency-powered low-wattage rigs." — *Rock Creek Amateur Radio Assn., W3RCN/3*. . . . "We operated FD on an island about 1000 feet in diameter and were able to ground all equipment exceptionally well because of damp ground just under the surface. Interference between positions was therefore greatly reduced." — *San Antonio Radio Club, W5SC/5*. . . . "The following FD stations heard in Hastings, New Zealand, between 1430 and 1600 NZT, June 20th, on 14 Mc.: W2s FPY LV OPY, K2AA, W3s NA NKM, W4s VTU YZC, W5s KFD SC UAO, W6s BIP CK HJK IYY MBA MGJ OJ OT SFT TT UW, K6s BFI CKQ EBN, W8s CCO CGY, W9s FTI JP OFR RQM, W9s KWH FLA OHP SLP SX, KH6BFD, KP4D, VE3BOG." — *ZL2ARL*. . . . "Greatest thrill was the excellent performance of our low-power transmitter. Our percentage of answers was close to 60 per cent, and average report received was 579X. The rig, designed by W2NCI and built by W2GNT, consisted of a dual-range e.c.o. with a 6AK6 covering 80 and 40 meters and a 6BK5 final doubling on 40 and 20. A bandswitching pi network provided excellent flexibility. Power input to the final was 12 watts, provided by storage batteries and a PE101-C. A 6-volt vibrator furnished hash-free power for the NC-88 receiver. The complete station, except for batteries, was placed on a 20×36 foot operating table, with room to spare." — *W2NCI/2*. . . . "Amid dust, rain and wind, I still say FD is tops of all ARRL activities. Already looking forward to next year." — *W9ESQ/9*. . . . "Dipstick vibrated out on generator and we lost lots of oil before noticing the trouble." — *W5WQN/5*. . . . "Up until two months before FD I had made no plans to participate. The last time I honored FD with my shaky fist was four years ago in VE1-land. However, a growing awareness of the real purpose of FD began to overtake me. Here was an opportunity to field-test equipment that might be called into use in an emergency. With mounting enthusiasm, plans were made and equipment readied. There are few amateurs in the vicinity, so with an eye to the future, four potential operators were dragged to the wilderness of the FD site. The result is that we now know exactly what technical work has to be done for the next test, we have four aspiring amateurs, and our alternate communications for civil defense are going to be efficiently set up." — *VE2QP/2*. . . . "As both SEC and SCM of Idaho, I request that next FD I be allowed 25 points credit for receiving FD messages addressed

to me. How can I ever get 25 points credit for originating a message to myself?" — *W7IWU/7*. . . . "W1DHX/1 and I exchanged 'light signals' for about 15 miles. He copied our fire tower on Mount Ascutney and I read his car lights solid. Is this a FD record?" — *W1MMN/1*. . . . "Just before FD I installed in the car a heavy-duty Bosch generator which is capable of the full charging rate at very low speeds, with the result that the battery was at full charge even at the end of FD." — *W6OLC/6*. . . . "The XYL, W6EHA, and I were mobile in motion for the entire period of operation, traveling 306 miles through the valleys and mountains of Los Angeles section. We wonder how many other mobiles-in-motion took part in Field Day." — *W6EHB/6*. . . . "My 49 QSOs were made during a FD drive through Utah, Colorado and Kansas. Very enjoyable." — *W7NVY/7 and /Ø*. . . . "We used the identical set-up which netted us top listing in the '53 mobile category, but were plagued with more complications this year. Heavy static and a severe storm, which toppled 50 TV towers in town, forced cessation of operation for almost eight hours. All considered, it is still a source of great surprise to learn what can be done with low power and nothing but a whip on the back of the car." — *W9RQM/9*.

SCORES

CLASS A

Scores are tabulated according to the number of transmitters operated simultaneously at each field station. The figures and letters following each listing indicate the number of contacts, the power or power inputs used, the number of participants at each station and the final score. The "power classification" used in computing the score is indicated by the letters A, B or C after the number of QSOs shown. A indicates power up to and including 30 watts (multiplier of 3); B indicates power over 30, up to and including 100 watts (multiplier of 2); C indicates over 100 watts (multiplier of 1). More than one letter indicates that at times power inputs fell within different classifications.

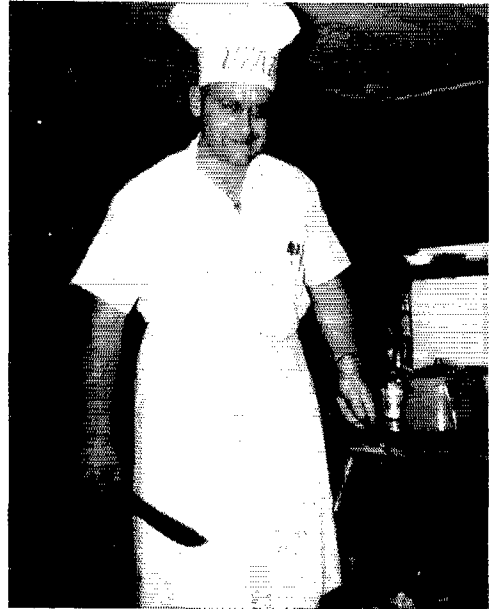
One Transmitter			
W1BDI/1	Connecticut Wireless Assn.	560-	A-11- 5274
W1KXM/1	Central Connecticut Contest Club	500-	A-15- 4725
W6HAM/Ø	Twin City Contest Club	452-	A- 8- 4293
W5QGG/5	Midland Amateur Radio Club	418-	A- 6- 3987
W6DU/9	Egyptian Radio Club	389-	A- 6- 3726
W1EH/1	South Lyme Beer, Chowder and Propagation Society	508-	B- 7- 3204
W3DYL/2	Reacon Radio Amateurs	324-	A- 7- 3141
W6HGY/6	Whittier Radio 50 Club	248-	A-16- 2907
W8IL/8	(nonetub group)	297-	A-10- 2898
W6BJT/Ø	Northwest St. Louis Amateur Radio Club	297-	A-12- 2898



"Br-r-r," you say, and justifiably so. Far from the cry of the mosquito, this fur-clad quintet manned VE8GY/8, the world's most northerly Field Day station, near the Arctic Ocean on Yukon's north coast. *L. to r.:* VE3AAS, W3VYR, VE3BUO, VE1QJ, W2YJI. The portable hamshack in the background is a wigan, or Arctic bunkhouse on runners. Each of VE8GY's 59 contacts was DX, there being no locals in these parts.

W7OTV/7	Tualatin Valley Emergency Radio Club...	433-	AB-17-	2862
W8IIQ/8	Tusco Radio Club...	450-	B-19-	2850
W8CEAA/8	Dayton Amateur Radio Assn. (one group of four)...	346-	AB- 8-	2763
W3PSH/3	Abington Township Amateur Radio Assn....	279-	A- 6-	2736
W3ED1/3	York Amateur Radio Club...	292-	A- 6-	2628
W8TOL/8	Aerial Radio Club...	274-	A- 3-	2466
W8FZB/8	Muskingum Amateur Radio Assn....	401-	B-11-	2406
W8ODJ/8	Buckeye Shortwave Radio Assn....	346-	B-10-	2226
W8UMD/8	Troy City Amateur Radio Assn....	371-	B-22-	2326
W9UC/9	Fort Wayne Radio Club Philadelphia Wireless Assn.	219-	A-20-	2196
W0ZWY/0	Stoux Falls Amateur Radio Club...	316-	A- 7-	2169
W9RDJ/9	Tri State Amateur Radio Society...	321-	B-25-	2076
W0GM/0	(nonclub group)...	319-	B- 5-	2064
W9NC1/9	Society Radio Operators Mercer County Radio Assn.	200-	A-11-	2025
W8RTR/8	Canton Amateur Radio Club...	198-	A-12-	2007
W2WUX/2	Utica Amateur Radio Club...	190-	A-20-	1935
W2LST/2	Hasbrouck Heights, N. J. A.R.E.C.	206-	A- 5-	1854
W8GYM/8	Lima Area Amateur Radio Club...	179-	A- 9-	1836
W3RVC/3	Allegheny Kiski Amateur Radio Assn.	209-	AB- 6-	1836
W78SE/7	Butte Amateur Radio Club...	178-	A-14-	1827
W8NCK/8	Sandusky Valley Amateur Radio Club...	277-	B- 8-	1812
W0WET/0	Minneapolis Radio Club (nonclub group)...	200-	A- 7-	1800
KH6WO/KH6	Richland Amateur Radio Club...	172-	A-10-	1773
W7VPA/7	Windward Oahu Amateur Radio Club...	269-	B-12-	1764
KH6BFD/KH6	Dayton Amateur Radio Assn. (one group of four)...	263-	B- 5-	1728
W8LJ/8	(nonclub group)...	262-	B- 6-	1722
W2TIO/2	Fullerton Radio Club...	165-	A- 6-	1710
W8TTE/8	(nonclub group)...	186-	A- 8-	1674
W8FWQ/8	Oswego County Amateur Radio Assn.	183-	A- 8-	1647
W2ICM/2	(nonclub group)...	153-	A- 4-	1602
W8PHW/8	Dayton Amateur Radio Assn. (one group of four)...	162-	A-18-	1593
K0FAC/0	(nonclub group)...	146-	A- 4-	1530
W5VVF/5	Winkler County Radio Club...	231-	B- 3-	1536
W4GSV/4	Albany Amateur Radio Club...	169-	A- 4-	1521
W3PQX/3	(nonclub group)...	228-	B-12-	1518
W5DDL/5	Lafayette Amateur Radio Club...	251-	B- 3-	1506
W5JFT/5	(nonclub group)...	165-	A- 1-	1485
W0FX/0	Jamestown Amateur Radio Club...	213-	B- 7-	1278
W4EM/4	Mid-South Amateur Radio Assn.	141-	A- 6-	1269
W9NEV/9	Blackhawk Amateur Radio Club...	186-	B-20-	1266
K2BCI/2	Wantagh Amateur Radio Club...	206-	B- 1-	1236
W5WBH/5	Las Cruces Union High School Amateur Radio Club...	131-	A-14-	1179
VE1JV/1	Pictou County Amateur Radio Club...	180-	AB- 3-	1170
W6WDR/6	(nonclub group)...	104-	A- 7-	1161
W0FFN/0	(nonclub group)...	189-	B- 3-	1134
W7SAA/7	Salem Amateur Radio Club...	164-	B- 5-	1134
VE5AA/5	Saskatoon Amateur Radio Club...	182-	B-12-	1092
W8MBM/8	Barry Amateur Radio Assn.	242-	AC-14-	1092
W1TLV/1	(nonclub group)...	121-	A- 6-	1089
W0PUA/0	Lebanon Amateur Radio Club...	95-	A- 3-	1080
W6QZT/6	Foothill Radio Club...	154-	B-10-	1074
K2APT/2	Madison County Wireless Club...	91-	A- 6-	1044
W5TAK/5	(nonclub group)...	115-	A- 8-	1035
W0AUQ/0	Cedar Valley Amateur Radio Club...	167-	B- 4-	1026
W7RXQ/7	Jr. Division, Butte Amateur Radio Club...	171-	B- 4-	1026
W4KEK/4	Peninsula Amateur Radio Club...	88-	A- 5-	1017
W78WS/7	Snake River Keys and Mikes Club...	144-	B-10-	1014
KL7AA/KL7	Anchorage Amateur Radio Club...	144-	R- 8-	1014
W9CEA/9	(nonclub group)...	140-	B-16-	1002
W6CNY/6	San Luis Obispo Amateur Radio Club...	102-	A- 9-	918
VE7VT/7	Penticton Amateur Radio Assn.	117-	AB- 6-	900
W0DVL/0	Northeast Iowa Radio Amateur Assn.	100-	A- 4-	900
W2ZJ/2	Elmira Amateur Radio Assn.	97-	A-18-	873
W9PLF/9	(nonclub group)...	145-	B-10-	870
VE3ADX/3	Stratford Amateur Radio Club...	95-	A- 6-	855
		140-	B-15-	840

W9WWJ/9	(nonclub group)...	83-	AB- 4-	837
W8PMV/8	Dayton Amateur Radio Assn. (one group of four)...	92-	A- 4-	828
W5DHT/5	(nonclub group)...	112-	B- 5-	822
W2CXY/2	Malone Amateur Radio Emergency Corps.	111-	B-15-	816
W7QFO/7	(nonclub group)...	123-	AB- 3-	789
W3KYR/3	Boys Club of St. Marys Amateur Radio Society...	87-	A- 5-	783
W0FLA/0	Crete Amateur Radio Club...	87-	A- 4-	783
W2NRD/2	Rip Van Winkle Amateur Radio Society...	86-	A- 5-	774
W0IFR/0	Redfield Amateur Radio Club...	129-	B-10-	774
W5BPM/5	East Texas Amateur Radio Club...	102-	B- 9-	762
VE8GY/8	(nonclub group)...	59-	A- 5-	756
W8SPN/8	(nonclub group)...	80-	A- 5-	720
KL7FAJ/KL7	Elmendorf Amateur Radio Club...	94-	B- 5-	714
W7QHT/7	(nonclub group)...	52-	A- 4-	711



No, this isn't a 1954 Jack-the-Ripper. It's W7AZI, galley charge d'affaires for the Radio Club of Tacoma, preparing to serve up a toothsome repast to the hungry Radio Club of Tacoma crew. Roy's offerings must have been tasty indeed, as W7DK/7's 5679-point tally was tops for the W7 call area.

W0MUO/0	(nonclub group)...	117-	B- 4-	702
W9VLD/9	(nonclub group)...	76-	A- 4-	684
W7QXS/7	Astoria Amateur Radio League...	71-	A-10-	639
W4JNB/4	Muscle Shoals Amateur Radio Club...	103-	B- 4-	618
W5VQO/5	Pioneer Amateur Radio Assn.	68-	A- 3-	612
W9GHA/9	Central High School Radio Club...	100-	B- 7-	600
VE5MA/5	Moose Jaw Amateur Radio Club...	71-	B- 7-	576
W8DFK/8	Brass and Java League...	63-	A- 3-	567
W9RQB/9	Marshfield Amateur Radio Club...	37-	A-10-	558
K2BZC/2	(nonclub group)...	35-	A-30-	540
W5YKE/5	(nonclub group)...	60-	A- 3-	540
W9A1Q/9	Door County Amateur Radio Club...	90-	B- 7-	540
VE7QM/7	North Shore Radio Club...	60-	A- 1-	540
W2EFU/2	Schenectady Amateur Radio Assn.	268-	B- 7-	536
W2KYN/1	Kuickerbocker Amateur Radio Club...	64-	B- 4-	534
W8PZS/8	Ohio University Radio Club...	61-	B- 4-	516
W4UHC/4	St. Augustine Amateur Radio Club...	79-	B- 5-	474
W0ZSJ/0	Mitchell Radio Amateur's Club...	54-	B- 6-	474
W6N1K/6	(nonclub group)...	51-	A- 3-	459
W0JAD/0	Clinton Amateur Radio Club...	76-	B-12-	456
W0QBX/0	(nonclub group)...	49-	B- 3-	444
W4BOW/4	Lakeland Amateur Radio Society...	100-	B- 1-	380

W2AEE/2	Columbia University Amateur Radio Club	164-	B-5-	378	W4ACA/4 W5UAO/5	(nonclub group)	358-	B-3-	2148
WESYT/8	Frederick Bay Amateur Radio Club	125-	C-4-	375	W3SSE/3	Pittsburg County Amateu Radio Club	357-	B-10-	2142
W8YN/8	Calhoun Area Radio Club	81-	B- -	366	K2DIE/2	Radiation Lab Radio Club	211-	A-12-	2124
W5TNR/5	(nonclub group)	33-	B-3-	348	K2ELD/2	Cowaneseque Canisteo Amateur Radio Assn.	207-	A-16-	2088
W4YMC/4	Anderson Radio Club . .	57-	B-5-	342	VE7DJ/7	Mid-Hudson Amateur Radio Club	323-	B-5-	2088
K8EDVT/6	Hot Springs, Mo.	27-	A-3-	312	W8FT/8 W8CIA/8	Collingwood Amateur Radio Club	204-	A-6-	2061
W8HLF/8	Maumee Valley Radio Assn.	3-	A-6-	352	W7LAB/7	Findlay Radio Club	247-	AB-17-	2031
W9ANL/9	Central Illinois Radio Club	36-	B-4-	216	W8RYI/8	Louisville Amateur Ra dio Club	216-	A-8-	1944
W6NWA/6 W6ECD/9	(nonclub group)	23-	A-8-	207	W9DKR/9	Ogden Amateur Radio Operator's Club	224-	AB-30-	1923
W7RON/7	El Dorado Amateur Ra dio Club	76-	B-5-	202	W4FA/4 W48UD/4	Kalamazoo Amateur Radio Club	215-	AB-15-	1923
W9IAD/9	Gallatin Valley Amateu radio Club	33-	AB-4-	201	W2GGN/2 W6BCY/6	Kokomo Amateur Ra dio Club	291-	B-25-	1896
	(nonclub group)	23-	C-3-	69	W3FQR/3	Clackamas Amateur Ra dio Club	235-	AB- -	1890
					W1HJL/1 W3BYF/3	Owensboro Amateur Ra dio Club	453-	BC-16-	1842
					W6GRR/6	Queens Radio Amateurs Merced Amateur Radio Club	278-	B-9-	1818
					W9OSD/9	D. J. Happy Bash Hounds	303-	B-15-	1818
					W7QII/7	(nonclub group)	202-	AB-6-	1671
					W2KGG/2 W5ABF/5	Allentown Mike and Key Club	198-	AB-3-	1662
					W4UMV/4	Bakersfield Technicians Radio Operators Club . .	225-	AB-4-	1575
					W9GEY/9	Tritown Radio Amateur Club	235-	B-8-	1560
					W41W/4 W0RFU/0	Lower Yakima Valley Radio Amateurs	254-	B-28-	1524
					W5WHI/5	(nonclub group)	144-	A-7-	1521
					W3MKA/3	Miner Wells Amateur Radio Club	202-	AB-7-	1509
					W0EDA/0	Rock Hill Amateur Ra dio Club	179-	AB-13-	1488
					W4YKY/4	Adams County Radio Club	201-	AB-25-	1478
					W48ON/4 K6CKQ/6	Band Hoppers Radio Club	237-	AB-12-	1425
					W7QDM/7	South Plains Amateur Radio Club	210-	B-6-	1422
					K17CC/KL7 VE1NU/1	West Philadelphia Ra dio Club	180-	AB-7-	1398
					W9WHI/9	Hattiesburg Amateur Radio Club	189-	AB- -	1380
					W7EKA/7 W9NNS/9 K2BGQ/2	Rolla Amateur Radio Assn.	224-	B- -	1344
					W0LLJ/0	Rolla Amateur Radio Assn.	198-	B-7-	1344
					W7QDM/7	Lake Amateur Radio Assn.	199-	B-12-	1344
					K6CEP/6 K8H6N/K8H6 W8QLY/8	Mountain View Amateu radio Club	192-	AB-15-	1341
					W9WHI/9	Haverford Township Emergency Radio Assn.	147-	A-3-	1323
					W7EKA/7 W9NNS/9 K2BGQ/2	Piedmont Amateur Ra dio Club, Spartan burg, S. C.	192-	B-12-	1302
					W0LLJ/0	Tri State Amateur Ra dio Assn.	213-	B-14-	1278
					W7FMZ/7 W0LLO/0	Hughes Amateur Radio Club	149-	A-15-	1269
					W7AQ/7	Muscataine Amateur Ra dio Club	141-	A-5-	1269
					W7FMZ/7	Doris High School Ra dio Club	137-	A-15-	1233
					W7AQ/7	(nonclub group)	177-	B-10-	1224
					W7AQ/7	Glace Bay Amateur Ra dio Club	136-	A-7-	1224
					W7AQ/7	Glace Bay Amateur Ra dio Club	173-	B-6-	1200
					W7AQ/7	(nonclub group)	173-	B-5-	1195
					W7AQ/7	Mahoning Valley Amateu radio Assn.	124-	AB-10-	1157
					W7AQ/7	Point Radio Amateurs . .	101-	A-3-	1143
					W7AQ/7	Schoharie County Amateu radio Club	161-	B-20-	1116
					W7AQ/7	Schoharie County Amateu radio Assn.	334-	AC-10-	1098
					W7AQ/7	(nonclub group)	120-	A-7-	1080
					W7AQ/7	(nonclub group)	117-	A-3-	1053
					W7AQ/7	Shy-Wy Radio Club	115-	A- -	1035
					W7AQ/7	Red River Radio Amateu radio Club	118-	AB-7-	1017
					W7AQ/7	(nonclub group)	140-	B-10-	990
					W7AQ/7	Skagit Amateur Radio Club	74-	A-9-	891
					W7AQ/7	Skagit Amateur Radio Club	99-	A-5-	891
					W7AQ/7	Grays Harbor Amateur Radio Club	148-	B-4-	888
					W7AQ/7	St. Johns Radio Club . . .	147-	B-10-	882
					W7AQ/7	St. Johns Radio Club . . .	122-	B-8-	882
					W7AQ/7	St. Johns Radio Club . . .	89-	AB-7-	879
					W7AQ/7	(nonclub group)	114-	AB-7-	873
					W7AQ/7	(nonclub group)	144-	AB-13-	867



The v.h.f. portion of South Jersey Radio Association's K2AA/2 racked up 245 QSOs on 144-Mc. phone. Shown (l. to r.) are W2JAV and W2EGP. Rig ran 30 watts on an 829-B and a 5-over-5 flip-over beam. Clubs that haven't already done so better fire up on 2 meters for a real score-booster! Competing in the four-transmitter class, SJRA got 972 contacts and 9099 points.

QST for


W6VQN/6	Tri-City Amateur Radio Club.....	104-	AB-	6-	837	W1COB/1	Willimantic Radio Club	500-	B-18-	3159	
W9OKA/6	Ottawa Radio Emergency Club.....	113-	B-	3-	828	W5ABD/5	Westside Amateur Radio Club.....	497-	B-13-	3132	
W2SV/2	Sunrise Radio Club.....	247-	A-	20-	816	W5DXD/5	Temple Amateur Radio Club.....	482-	B-15-	3108	
W3ZY/5	(nonclub group).....	89-	A-	3-	801	W9DUK/8	Delaware Amateur Radio Assn.....	492-	B-15-	3102	
VE7ASM/7	Fraser Valley Amateur Radio Club.....	88-	A-	6-	792	W8BFL/8	Buckeye Shortwave Radio Assn.....	514-	B-28-	3084	
W0BYC/6	(nonclub group).....	167-	ABC-	4-	786	W9HRM/9	Milwaukee Radio Amateurs' Club.....	398-	AB-35-	3048	
W0ITK/6	Winona Amateur Radio Club.....	97-	B-14-		768	W0SXZ/6	Three Trails Radio Club	504-	B-9-	3024	
W9ZNA/9	(nonclub group).....	83-	A-	8-	747	VE1GH/1	Sackville Amateur Radio Club.....	308-	A-9-	2997	
W9TWM/9	Bismarck Radio Club	114-	AB-	10-	735	W0DCW/0	Suburban Amateur Radio Club.....	361-	AB-20-	2988	
W3DUU/3	Delco Radio Club.....	175-	AC-	15-	693	W3NEW/3	Capitol Suburban Radio Club.....	642-	BC-20-	2937	
W4BSN/4	Huntsville Amateur Radio Club.....	53-	AB-	8-	684	W4AY/4	Nashville Amateur Radio Club.....	350-	AB-20-	2925	
W6BML/6	Mt. Shasta Amateur Radio Club.....	98-	B-	6-	684	W8TO/8	Columbus Amateur Radio Assn.....	453-	B-26-	2868	
W1VXL/1	(nonclub group).....	72-	A-	3-	648	W3RQZ/3	Phil-Mont Mobile Radio Club.....	382-	AB-30-	2862	
W4EXU/4	Piedmont Amateur Radio Club, Salisbury, N. C.....	138-	BC-	4-	597	W5IAS/5	Tulsa Amateur Radio Club.....	445-	B-12-	2820	
W8MOF/8	Mount Clemens Radio Club.....	189-	C-	9-	587	W9YYJ/9	Elgin Radio Amateur Service Club.....	284-	A-11-	2781	
W0UTT/6	Selig Radio Club.....	251-	A-	20-	552	W0EQU/0	Ak-Sar-Ben Radio Club	463-	B-20-	2778	
K2HJG/2	Harmonie Hill Radio League.....	173-	C-	16-	519	W8SYE/1	Newport County Radio Club.....	277-	A-16-	2727	
K3WAS/3	(nonclub group).....	56-	A-	-	504	W1ORS/1	Stratford Amateur Radio Club.....	358-	AB-15-	2722	
W9NXU/9	(nonclub group).....	74-	B-	6-	444	VE7ARV/7	Vancouver Amateur Radio Club.....	301-	AB-35-	2712	
W8ECU/8	Ashland Amateur Radio Club.....	68-	B-	8-	408	W9NZ/9	Swan Amateur Radio Club.....	301-	A-10-	2709	
VE7SE/7	Thirteen Amateur Radio Club.....	17-	A-	13-	378	W1TRZ/1	Tri-County Amateur Radio Club.....	426-	B-20-	2700	
W1WKM/1	Southeastern Massachusetts Amateur Radio Assn.....	150-	B-12-		300	K6CXI/6	Alexander Hamilton High School Radio Club.....	302-	AB-	6-	2691
W0RA/0	St. Paul Radio Club.....	90-	AC-	25-	288	W8UPN/8	Niles Amateur Radio Club.....	437-	B-7-	2622	
W2FFY/2	(nonclub group).....	85-	A-	5-	255	W7BG/7	Tacoma Amateur Radio Society.....	341-	AB-20-	2574	
W0QVA/0	Iowa-Illinois Amateur Radio Club.....	41-	AB-	23-	249	W8AKA/8	(nonclub group)	303-	AB-10-	2547	
W7MRW/7	Newberg Amateur Radio Club.....	25-	A-	3-	225	W9KA/9	(Chicago Radio Traffic Assn.....	292-	AB-14-	2523	
W9ZMF/9	Greene County Radio Club.....	9-	B-	-	18	W6MSO/6	Oil Capitol Mobile Club	393-	B-12-	2508	

Three Transmitters Operated Simultaneously

W21M/2	Somerset Hills Radio Club.....	968-	A-	20-	8955	W5BB1/5	OH Capitol Mobile Club	393-	B-12-	2508	
W8BWA/8	Cleveland Brasspounders Assn.....	811-	A-	6-	7524	W2QCN/2	Ingewood Amateur Radio Club.....	386-	B-15-	2466	
W8ICS/8	Westpark Radiops.....	516-	A-	40-	5751	W2NH/2	Rochester Amateur Radio Assn.....	485-	BC-35-	2460	
W2MO/2	Livingston Amateur Radio Club.....	683-	AB-	18-	5631	W9CAF/9	Staten Island Amateur Radio Assn.....	438-	AC-	3-	2457
W0QYV/2	Niagara Radio Club.....	683-	A-	15-	5490	W5FQ/5	Chicago Amateur Radio Club.....	248-	A-	29-	2457
W2DTU/2	Star Line Radio Club.....	597-	A-	14-	5013	W1WNM/1	Meridian Amateur Radio Club.....	515-	AC-	10-	2394
K6FAV/6	McClellan Amateur Radio Society.....	632-	AB-	18-	4782	W2WQU/2	Falmouth Amateur Radio Assn.....	238-	A-	10-	2367
W2NOO/2	Radio Amateur Club of Belleville, N. J.....	491-	A-	17-	4644	W5ZZZ/5	Walton Ham Group.....	263-	A-	-	2367
W2QW/2	Raritan Valley Radio Club.....	540-	AB-	16-	4566	W4BKM/4	Copah Amateur Radio Club.....	337-	AB-	9-	2364
W5MUZ/5	Ouchita Valley Amateur Radio Club.....	481-	A-	18-	4554	W6SF/6	Macon Amateur Radio Club.....	386-	B-	20-	2316
W8MRM/8	Motor City Radio Club.....	556-	AB-	25-	4539	W6ZUM/6	Stockton Amateur Radio Club.....	359-	B-	29-	2304
W7HZ/7	Valley Amateur Radio Club.....	471-	A-	17-	4464	W1AQ/1	(nonclub group).....	356-	B-	8-	2286
W1SKT/1	Narragansett Assn. of Amateur Radio Operators.....	618-	AB-	25-	4461	W4GNF/4	Associated Radio Amateurs of Southern New England.....	252-	A-	6-	2268
W4CN/4	Amateur Radio Transmitting Society.....	459-	A-	35-	4374	W3RV/3	Greensboro Radio Club	378-	B-	25-	2268
W6YK/6	Ventura County Amateur Radio Club.....	538-	AB-	12-	4344	W0RVG/0	Andrews Electronics Club.....	350-	B-	10-	2250
W9AB/9	Michiana Amateur Radio Club.....	508-	AB-	17-	4242	W1WHF/1	Heart of America Radio Club.....	370-	B-	12-	2220
W0ERG/0	Sioux City Amateur Radio Club.....	465-	AB-	25-	4152	W3VV/3	Hamden Amateur Radio Assn.....	325-	AB-	20-	2163
W2CPN/2	Lockport Amateur Radio Assn.....	477-	AB-	28-	4056	W4PLB/4	McKean County Radio Club.....	359-	B-	15-	2154
W4SKH/4	Oak Ridge Radio Operators' Club.....	540-	AB-	50-	3942	W5GWA/5	Orlando Amateur Radio Club.....	358-	B-	21-	2148
W6HJK/6	(nonclub group).....	488-	AB-	4-	3796	W9QPH/9	Northwest Arkansas Amateur Radio Club.....	358-	B-	10-	2148
W8HZA/8	Tri-City Amateur Radio Club.....	594-	B-	20-	3714	W6LNZ/6	(nonclub group).....	212-	A-	3-	2133
W2PPY/2	Radio Assn. of Western New York.....	583-	B-	60-	3648	W7ALA/7	(nonclub group).....	235-	A-	9-	2115
W5ZDN/5	Central Texas Amateur Radio Club.....	519-	AB-	27-	3639	W6IQD/6	Clark County Amateur Radio Club.....	451-	AC-	40-	2103
W2GLQ/2	Nutley Amateur Radio Assn.....	379-	A-	8-	3636	W1VPR/1	Ream Field Amateur Radio Club.....	325-	B-	12-	2010
W2OR/2	Pompton Valley Radio Club.....	378-	A-	20-	3627	W5PDO/5	Hingham Amateur Radio Club.....	195-	A-	14-	1980
VE1FO/1	Halfax Amateur Radio Club.....	329-	A-	14-	3321		Los Alamos Radio Club	245-	AB-	10-	1929
W5MFPZ/5	Sandia Base Radio Club	391-	AB-	15-	3309						
W4PAY/4	Amateur Radio Club of Falls Church.....	380-	AB-	15-	3243						
W0HTR/6	North Bay Amateur Radio Assn.....	434-	AB-	12-	3243						

Halifax Amateur Radio Club, 3321 points in Class 3A with the club-assigned call VE1FO/1, posed with this display of equipment while breaking camp at Glen Margaret, N. S. *Sitting (l. to r.):* VE1LY, VE1FO, musician VE1SI, VE1SF, VE1EK. *Standing:* VE1RR, ex-VE3EA, VE1OM, VE1WL, VE1DB, VE1WD, VE1HJ, VE1ED. (Photo by VE1LZ)

December 1954





In the 20-phone tent logger W9PBJ puffs away as W9DDP consummates a FD exchange for Chicago Suburban Radio Assn. Note the headset that sports both mike and headphone, leaves hands free for switch-throwing and receiver-tuning. Under the call W9SW/9, CSRA wound up with 3933 points in Class 6A.

W2BFA/2	Custer Radio Club.....	226-	AB-7-	1926
W6SPT/6	San Francisco Naval Shipyard Amateur Radio Club.....	265-	AB-6-	1923
W9TRG/9	Mancorad Club.....	315-	B-17-	1890
W2IQO/2	Par-Troy Amateur Radio Assn.....	287-	AB-7-	1887
W0OHP/0	Lincoln Amateur Radio Club.....	313-	B-20-	1878
W6MWO/6	Los Angeles Young Ladies Radio Club.....	253-	AB-6-	1866
W5TEB/5	Webster Parish Amateur Radio Club.....	281-	B-20-	1836
W6QV/6	Eagle Rock Teen Age Radio Club.....	202-	A-10-	1818
K0WAQ/0	Wichita Amateur Radio Club.....	301-	B-15-	1806
W4NSM/4	Central Virginia Amateur Radio Club.....	300-	B-10-	1800
W8RUM/8	Greater Cincinnati Amateur Radio Assn.....	307-ABC-10-		1788
W2QME/2	Woodbridge Radio Club	244-	AB-10-	1767
W9WLV/9	Green Bay Mike and Key Club.....	259-	AB-22-	1734
W0FKM/0	Tri-State Radio Society New London Civil Defense.....	287-	B-18-	1722
W8SP/8	Mountaineer Amateur Radio Assn.....	286-	B-8-	1716
K2HLL/2	Peeckskill Communications Club.....	189-	A-15-	1701
W1TBS/1	(nonclub group).....	256-	AB-25-	1698
VE3BAC/3	Mohawk Amateur Radio Society.....	160-	A-3-	1665
W9AYR/9	North Eastern Wisconsin V.H.F. Radio Club	160-	A-11-	1665
W5CKN/5	Gulf Coast Amateur Radio Club.....	203-	AB-3-	1659
W1SBF/1	Morden Amateur Radio Club.....	158-	A-8-	1647
W5BGP/5	Texoma Amateur Radio Club.....	295-	AC-10-	1551
W1ZLH/1	Middlebury Mike and Key Club.....	216-	AB-9-	1542
W9RUJ/0	Southeast Nebraska Radio Club.....	255-	B-6-	1530
KP4ID/KP4	Puerto Rico Amateur Radio Club.....	210-	AB-12-	1530
W7ETO/7	Apple City Radio Club	225-	B-14-	1500
W4LEN/4	Decatur Amateur Radio Club.....	215-	B-10-	1440
W5QDK/5	Pecos Valley Amateur Radio Club.....	204-	B-20-	1374
W8GMD/8	Morgantown Amateur Radio Club.....	251-	BC-4-	1373
W20BW/2	Mid-Island Radio Club (nonclub group).....	151-	A-10-	1359
W8MEB/VE3	Richmond Amateur Radio Club.....	150-	A-10-	1350
W6RZ/6	Southern Counties Amateur Radio Assn.....	224-	B-9-	1344
K2HUN/2	Atlanta Radio Club	223-	B-	1338
W4NEP/4	Paducah Amateur Radio Club.....	197-	B-12-	1332
W8CMA/8	Allegran Area Radio Club	221-	B-10-	1326
W4VHU/4	Middlesboro Amateur Radio Club.....	114-	A-6-	1251
W7SBC/7	Bainbridge Island Amateur Radio Club.....	204-	B-6-	1224
W0TYL/0	Scott County Amateur Radio Club.....	136-	A-7-	1224
W9MJL/9	Vermillion County Amateur Radio Club.....	198-	B-6-	1188
W4AIB/4	Aiken Amateur Radio Club.....	168-	B-7-	1158
W4TLA/4	Coastal Plain Amateur Radio Club.....	131-	AB-6-	1145
		189-	B-7-	1134

W9PSD/8	Richmond Amateur Radio Assn.....	125-	A-10-	1125
W2BRK/2	Astoria Radio Club.....	106-	A-8-	954
W4NEK/4	Naval Air Station Radio Club.....	305-	C-15-	915
W2RCX/2	Batavia Amateur Radio Assn.....	99-	A-14-	891
W8AM/8	Coffee Dunkers of Detroit.....	73-	A-9-	882
W8HLD/8	Catalpa Amateur Radio Society, Cranbrook Radio Club.....	142-	B-13-	852
VO2L/2	Newfoundland Radio Club.....	93-	AB-13-	828
W5SRG/5	Riverside Radio Amateur Club.....	137-	B-12-	822
W8KTV/8	Cherryland Radio Club	268-	C-8-	804
W8ZH0/8	Muskegon Area Amateur Radio Council.....	87-	A-8-	783
W2DYM/2	U.H.F. Club of Jamaica	84-	AC-3-	782
W0OUI/0	Denver Radio Club.....	117-	B-17-	702
W3PFW/3	Carroll County Radio Club.....	108-	AB-8-	699
W8ZZ/8	Detroit Amateur Radio Assn.....	90-	AB-15-	690
W1VPT/1	Arlington Amateur Radio Club.....	191-	A-10-	684
W4CMA/4	Cedar Valley Amateur Radio Club.....	47-	A-7-	618
W0ELJ/0	Grand Island Amateur Radio Society.....	75-	AB-15-	615
W9WFJ/9	Midway Radio Club.....	71-	A-8-	639
W3FWZ/3	Philadelphia High Frequency Radio Club.....	60-	A-4-	540
W1YFA/1	Walpole Amateur Radio Club.....	73-	AB-9-	489
W1KVI/1	Portland Amateur Wireless Assn.....	137-	AB-13-	486
W8KEA/8	Midland Radio Club...	60-	B-15-	360
W9BOM/9	Kenosha Radio Communications Society...	105-	C-11-	315
W9MTY/9	Anderson Radio Club...	45-	B-11-	270
W7CE/9	Pontiac Radio Club...	132-	B-16-	264
W2BMW/3	Tu-Horo Radio Club...	95-	AB-	211
W8VTD/8	Warren Amateur Radio Assn.....	22-	A-12-	198
W0TKN/0	North Iowa Amateur Radio Club.....	7-	AB-5-	45
W9ECP/9	Whiteside V.H.F. Radio Net.....	5-	AB-3-	36

Four Transmitters Operated Simultaneously

W8PKV/3	Northeast Radio Club...	1353-	A-	-12,177
W0PT/0	Foothill Mobile Net.....	1425-	AB-30-	9576
W6MDA/6	(nonclub group).....	991-	A-5-	9144
K2AA/2	South Jersey Radio Assn.....	972-	A-45-	9099
W1OMI/1	El-Ray Amateur Radio Club.....	827-	A-20-	7668
W2GTD/2	Ridgewood Amateur Radio Club.....	763-	A-20-	7092
W2JT/2	Passaic Valley Radio Club.....	717-	A-36-	6918
W2DAY/2	Northern New Jersey Radio Assn.....	764-	A-49-	6876
W3OK/3	Delaware-English Amateur Radio Club.....	642-	A-25-	6003
W7AW/7	West Seattle Amateur Radio Club.....	582-	A-20-	5499
W6ZUU/6	Citrus Belt Amateur Radio Club.....	573-	A-20-	5382
W0CET/0	Kaw Valley Radio Club	855-	B-35-	5361
W6OFT/6	Palmer Radio Club.....	503-	A-30-	4545
W3PSG/3	Baltimore Amateur Radio Club.....	535-	AB-30-	4467
W6MHM/6	Bell Gardens Amateur Radio Assn.....	462-	A-11-	4383
W2ZQ/2	Delaware Valley Radio Assn.....	600-	AB-20-	4356
W4TRC/4	Kingsport Amateur Radio Club.....	684-	AB-18-	4324
W4DU/4	Jacksonville Amateur Radio Society.....	555-	AB-18-	4296
W3SIR/3	Amateur Transmitters Assn.....	473-	AB-28-	4038
W7BB/7	Lake Washington Amateur Radio Club.....	462-	AB-7-	4017
W5NW/5	(nonclub group).....	633-	B-14-	3948
W1OSA/1	Pittsfield Radio Club.....	501-	AB-	3915
W4CUF/4	Birmingham Amateur Radio Club.....	636-	B-20-	3816
W5KC/5	Baraboo Rouge Radio Amateur Club.....	606-	AB-19-	3804
W8AW/8	Edison Radio Amateurs' Assn.....	417-	AB-13-	3756
W9TCH/9	Rock River Radio Club	409-	A-	3681
W5LBZ/5	Central Louisiana Amateur Radio Club.....	383-	A-25-	3672
K2EN/2	Yonkers Amateur Radio Club.....	552-	AB-25-	3660
W4MOE/4	Asheville Amateur Radio Club.....	502-	AB-15-	3615
W3GUR/3	Pottstown Amateur Radio Club.....	443-	AB-9-	3536
W7AH/7	Radio Club of Arizona...	503-	AB-	3408
W4WNZ/4	Tidewater Mobile Amateur Radio Club.....	405-	AB-14-	3375
W9OFR/9	Joliet Amateur Radio Society.....	327-	A-18-	3168
W6POP/6	San Diego Amateur Radio Club.....	411-ABC-19-		3045
W2GLO/2	Levittown Amateur Radio Club.....	311-	A-35-	3024
W3SJK/3	(nonclub group).....	479-	B-12-	3024

(Continued on page 134)

The Novice Round-up

January 8th Through 23rd

ROUND-UP PERIOD

<i>Starts</i>	<i>Ends</i>
Jan. 8th	Jan. 23rd
6:00 P.M.	9:00 P.M.
Local Time	Local Time

THE invitation is out to all amateurs to plan participation in the January Novice Round-up, the beginning-of-the-year event tailored to the new operator. CQ NR! Novice or not, *your* presence is requested January 8th-23rd.

Novices may contact any stations and claim credit if full information is exchanged. Non-Novices will be out to make Novice contacts only. Don't hesitate giving the Novice your number and section even though you're not actively engaged in the Round-up. A few minutes of your time will help him in the competition.

A total of 40 hours is available for operation. Times used listening for calls, checking bands for WN stations, etc. are included in this 40-hour total. (Note the sample reporting form shown.)

Your final score is computed by adding the total number of contacts to the speed certified on your Code-Proficiency Award or endorsement sticker; this new sum is then multiplied by the number of *different* ARRL sections (see page 6) worked to obtain your claimed score. (No Code-Proficiency certification? See contest Rule 4 and Operating News this issue of *QST* — there's still time to qualify and gain the extra points!)

Novice entrants would do well to check the frequencies above and below the 3700-3750-kc. region for contacts with non-Novices. While the 100-200 watt stations can operate in the Novice segment without undue QRM to general operation, the higher-powered fellows will probably follow the past practice of calling WNs while outside the Novice band limits.

How To Take Part

Listening to a contest exchange by any of the top contest operators would indicate a pattern to guide you toward efficient activity. If KNGGTK (San Joaquin Valley Section) called CQ and was answered by WN1CKZ of Connecticut, their

exchange would be an example of contest operating "know-how" if it approximated this form:

CQ NR CQ NR CQ NR DE KN6GTK
KN6GTK KN6GTK K
KN6GTK KN6GTK KN6GTK DE WN1CKZ
WN1CKZ WN1CKZ AR
WN1CKZ DE KN6GTK R HR NR 10 SJV
BK
BK R HR NR 6 CONN BK

BK R TNX 73 SK WN1CKZ DE KN6GTK
Short? Yes! It should be both brief and brisk during a contest event. All information has been exchanged and acknowledged (by use of "R") and there has been no unnecessary repetition. Send the required information (number and section) keyed to *your* receiving ability; avoid repeating unless you're requested to do so and in short order you'll be in proper form for the '55 Sweepstakes!

To help minimize your paper work, convenient log sheets are available without charge from ARRL. Write today for these summary sheets and a poster-style U. S. map for your shack.

Rules

1) *Eligibility:* The contest is open to all radio amateurs in the ARRL sections listed on page 6 of this *QST*.

(Continued on page 144)

Sample of reporting form that must be used by all contestants.

STATION KN6GTK — SUMMARY OF CONTACTS NOVICE ROUND-UP								
Band	Time on or off air	Date, Time of Contact	My NR Sent	My Section	His NR Recd	His Call	His Section	Number of each new Section as worked
80	1801	Jan. 8						
		1807	1	S.J.V.	1	K6BPL	San Diego	1
		1820	2	"	1	K6CQT	S.J.V.	2
40	1902	1850	3	"	2	WN7WKL	Mont.	3
		1920	4	"	10	W9BRD	Ill.	4
		1930	5	"	4	W9YXM	Ill.	-
15	2020	2005	6	"	5	W1ZID	Conn.	5
		1200						
		Jan. 9						
15	1325	1215	7	"	7	WN5FJS	S. Tex.	6
		1232	8	"	5	WN5FJM	S. Tex.	-
		1240	9	"	9	W1YNC	Conn.	-
		1258	10	"	6	WN1CKZ	Conn.	-
		1312	11	"	16	K2EIU	E.N.Y.	7

Total operating time: 3 hours 31 min.
Bands used: 80, 40 and 15

No. contacts: 11
CP credit: 15
No. sections: 7

Claimed score: 11 contacts plus 15 CP = 26×7 (sections) = 182

I have observed all competition rules as well as all regulations established for amateur radio in my country. My report is true and correct to the best of my knowledge.

Signature:
Address:

Happenings of the Month

RENEWAL FORM 405-A

FCC's amateur licensing unit continues to have occasional difficulty with improper or incomplete filling-out by amateurs of the "streamlined" renewal form 405-A. Let's go over the ground once again:

The regs say that renewal of an amateur license may be filed any time within the 120 days prior to expiration. If, during such period, you contemplate a change of address or taking the exam for a higher class of license, combine your renewal request with such an action and use the standard form 610. If, however, your application will be only for renewal, use form 405-A which you can also obtain from your district FCC office. This form consists of three joined cards, each of which must be filled out — in other words, in triplicate. Most of the questions are self-explanatory, but the various items under paragraph (4) sometimes cause confusion.

(4a) *Nature of Service.* Here insert the words "amateur operator and station," assuming you are renewing a combined license; if only one license is involved, such as a trustee-club station, so indicate.

(4b) *Class of Station:* Simply, "amateur."

(4c) *Call Sign:* Obviously, the call being renewed.

(4d) *File No.:* This is the confusing one. Leave it blank! (The question applies only to certain other services which also use this particular renewal form).

(4e) *License term ending:* This is the expiration date of your ticket being renewed; it is *not* the new expiration date five years from the present.

Then you have the form notarized (only the one card segment needs this action, as indicated) and mail the whole thing to Washington, not to your district office. It is not necessary to include your present ticket. FCC will process the application and mail back to you one portion of the

form, authenticated, to serve as your renewal. Thenceforth you carry both your present ticket and your renewal "endorsement" as your license. Incidentally, don't rush to get in your renewal right at the 120-day mark. In the processing of such applications FCC doesn't get around to handling them until about 30 days before expiration anyway; so 45 or 60 days in advance of expiration date is a good time to apply.

SPECIAL ROANOKE ELECTION

To All Full Members of the ARRL Residing in the Roanoke Division:

A special election is about to be held to choose a vice-director for the 1955-1956 term, inasmuch as there was no valid nomination for this office filed in the course of the regular election now being completed.

Nomination is by petition, which must reach the Headquarters by noon of December 20, 1954. Ten or more Full Members of the Roanoke Division may join in nominating any eligible Full Member of that Division. The election procedures are specified in the By-Laws, a copy of which will be mailed to any member upon request. Or refer to the August and September *QST* election notices for general information. Full Members are urged to take the initiative and file nomination petitions immediately.

For the Executive Committee:

A. L. BUDLONG

Secretary

October 1, 1954

SIDEBAND SEGREGATION DENIED

Something over a year ago the Old Old Timers Club petitioned FCC to remove single-sideband operations from regular amateur voice subbands, claiming the two modes were incompatible. The request had the support of a number of individual southern California amateurs, whose argument



There are now 35 licensed amateurs among the crew at ARRL Hq., well over half the total staff personnel, with the addition in October of six new Novices shown here previewing a "bread-pan" wavemeter just completed for an up-coming issue of *QST*: Lorraine Brouillette, WN1CIM, secretary to the Treasurer; Gerald Pinard, WN1CIH, shipping department; Mrs. Muriel Roche, WN1CIJ, mail room; Connie Hegarty, WN1CIE, advertising department; Sam Cowles, WN1CKZ, traffic manager; Joan Mulligan, WN1CLC, circulation department. ACM-Phone Ellen White, W1YYM, continues her noon-hour tutelage of these newcomers, now of course aiming for higher grades of license.

was that segregation was needed for proper advancement of the art. The Commission has now dismissed the petition, without any affirmative action, reporting that there is no evidence to show incompatibility, and stating further that it is contrary to policy to allocate additional subbands for special groups of amateurs and modes of emission.

CALL SIGN REQUESTS DENIED

Some amateurs recently have requested that FCC make some additional exceptions to its present hard-and-fast rules about the orderly issuance of call signs, to provide two-letter calls for holders of the old "Certificate of Skill" issued by the Department of Commerce, and to provide distinctive call signs to Extra Class licensees. The Commission has denied the requests, pointing out that the burden of processing such special requests would only have the effect of slowing down the entire amateur licensing operation.

GENERAL CLASS EXAM SCOPE EXPANDED

While for some years the old Class B and Class A written examinations remained pretty much the same in scope and, indeed, in precise questions, in recent years FCC has been following a policy of periodic revisions of the technical and regulatory material covered in the various written tests. Some time ago a few questions were added to the Novice exam. When the "restricted" phone bands were thrown open to General and Conditional Class amateurs, FCC upgraded the written exam for those classes to include more material on radiotelephone subjects. By the end of this year written examination papers for the General Class (and of course for Conditional and Technician Classes, since they are the same exam) will carry a number of additional questions on various technical subjects. The *License Manual* now being distributed from Hq. has complete data. For the information of those for whom the exam might be imminent, we publish herewith example questions to show the scope of the new material.

What is the reciprocal of resistance?

What is skin "effect"?

How may the shock hazard from high-voltage condensers, after the power supply is turned off, be reduced?

What precautions should be taken to avoid the danger of shock from high-voltage electrical circuits?

What are the undesirable effects of overmodulation in radiotelephony?

What effect does the Q of a circuit have on harmonic output?

What are the relative bandwidths of Type A1 and A3 emissions? Of single-sideband and double-sideband amplitude-modulated emissions?

What is the advantage of a high-pass filter at the input circuit of a television receiver?

In the event of harmonic interference to television reception, what is the advantage of a low-pass filter in the output circuit of an amateur transmitter?

What is the Q of a resonant circuit?

(Continued on page 144)

Walter E. Bradley

1910—1954

Walter E. Bradley, W1FWH, for nearly thirteen years an ARRL Hq. staff member conducting the Technical Information Service, passed away in Hartford on October 30th after a short illness. He was 44.



Born in Greenwich, Conn., W1FWH joined Hq. in 1942, bringing with him considerable experience in conducting radio classes in local schools. Handling the TIS, Walt Bradley became a friendly counselor to thousands of amateurs seeking advice on suitable rigs to build, or on technical problems once they had started construction. Perhaps to many, he *was* the League. And because his whole heart and soul were in his work, his warm and helpful letters of guidance won many staunch supporters for the League he loved so much. Despite the daily quantity of inquiries to be answered, he was never too busy to jot down a suggested wiring diagram or other sketch when he thought it would amplify the letter.

As an extra project, Walt handled with meticulous care the annual revision of the *Handbook* tube tables, and autumn evenings would regularly find the light in his office burning through the darkness so that he might meet the copy deadline.

As civil defense radio officer for Hartford, Walt contributed immensely in developing the RACES program of that city. An active amateur, he was also secretary of the Newington Amateur Radio League, and a mobile and Field Day enthusiast. His many friends will, with those of us at Hq., feel a keen sense of loss at his passing.

YL NEWS and VIEWS

BY ELEANOR WILSON,* W1QON

THE unique status of the YLs whose photographs appear on these pages is indicated by the habits they wear. We feel fortunate that they have graciously taken time from their busy lives as members of religious orders to tell us of their amateur radio experiences.

Here are excerpts from their letters:

W1WUH

As an Industrial Arts teacher, my work is entirely with boys. I teach woodwork and drafting in the Tyler Junior High School in Providence, Rhode Island. We have a pleasant shop which occupies the entire length of one-half of the building. Here the boys make the usual articles such as tables, cabinets, etc., and some not-so-usual articles.

All of this leads up to my introduction to amateur radio. Our foundress, Mother McAuley, wished the members of her communities to be alert to every new branch of learning and to keep up with the latest methods and developments. I happened, in my capacity as shop teacher, to meet one of the directors of the school who was an A-1 amateur. It was decided that it would be a good plan to give the boys an opportunity to see what an amateur station was and introduce them to the many opportunities that were open to them in the field of electronics. As a result, some have already chosen that field for their life work and have become amateurs.

I started to learn the code and prepare myself to take my Class B examination. In October, 1933, I went to the Customhouse in Boston and took the examination. Some years later I took the examination for Class A. So far as we have been able to find out, I was the first Sister in the world to receive an amateur license.

I have worked on the 75-, 40-, 20-, 10-, 2-meter and on the old 5-meter bands. At present I am on 75 with a Viking II. The hurricane demolished my antenna, which was attached to the cupola about 100 feet high. My shack was also flooded.

I guess I am just an ordinary ham. During the war, I was a member of the Providence Police Radio Patrol. I like to QSO both 'phone and c.w. My extra-curricular engagements tend to break up my time so that I have never felt justified in joining a net, which I certainly would do otherwise. I have written a brochure on radio for *Youth Magazine*, and have had some very interesting and enjoyable contacts and have made some very fine friends.

There is nothing inconsistent in a religious being an amateur radio operator. I think the future

*YL Editor, QST. Please send all contributions to W1QON's home address: 318 Fisher St., Walpole, Mass.



Sister M. Charlotte, C.S.C., W7MUT.

will see many more religious women in the field, and then we who have pioneered will be glad that we have blazed the trail for them.

Incidentally, amateur radio provides an excellent means of keeping in touch with other religious members who are toiling in the foreign mission field.

I think ham radio is one of the most enjoyable hobbies that anyone can have, be he OM or YL. But it is more than a hobby; as for the youth of today, it can be a steppingstone to a very fascinating occupation. In no organization is a better spirit of fellowship manifested than in the amateur fraternity. I am very happy to belong to it.

W7MUT

When I came to Boise ten years ago, I had never heard of amateur radio, but in the capitol city of Idaho there are more hams than in most cities of the same size. I wanted to buy some war surplus material for my physics laboratory [St. Teresa's Academy — Ed.], and that is how I came into the field. I told my Superior that I could not use a transmitter without an amateur license, so she told me to get one. In July, 1948, I called W7IWU on the telephone and asked him to help me get a license.

In August he gave the exam, and in October I was on the air. A year later I passed the Class A and B exams.

Since that time I have worked most of the bands, but I like 10 meters best when it is open and, in the meantime, I use forty mostly. I used c.w. almost exclusively at first, but now I use 'phone, too. I have belonged to MARS for three years and was net control one summer. Occasionally, I check into the YL net on 20 meters and am able to give a number of Idaho contacts. I also belong to the Buzzards, Dog Catchers and Polecat Nets and have WAS and RCC certificates.


I think building would be my favorite phase of amateur radio, if I had more time. As a religious and as a full-time science teacher, my time is very limited.

My rig is really something to look at now, as some friends among the Buzzards of California built me a beautiful final, with 211s as modulators. I use Command transmitters to drive the 211s and so now have 300 watts on the air. My antenna on all bands is a Zepp, about 136 feet long, and for ten





Mother L. Lawrence, R.S.C.J., W9CLE, and students.



Sister M. Emiliana, R.S.M., W1HUII.

I have a three-element beam on top of the school. How I long for the ten-meter band to come back as it was when I first was on the air, and got my first big thrill when I heard Massachusetts giving me a call.

My ticket gave me a greater thrill than any accomplishment, and the joy of it has never faded. The amateurs I meet on the air make me know that the world is still a joyous place, and that it is a safer place because of the amateurs!

W9CLE

In 1948 or 1949, Mother Reilly, president of Barat College [Lake Forest, Ill. — Ep.] asked Don Hunnicutt, W9GAP, for advice in buying a receiver to enable us to listen to Vatican broadcasts. Mr. Hunnicutt, chief engineer of our broadcast studio (we have a wire direct to WKRS in Waukegan, Ill.) suggested a popular make. I don't know if any Vatican programs were heard, but in October, 1950, when I returned from studying at the Catholic University, the main interest was Mr. Hunnicutt's 500-watt transmitter. I was merely amused by the transmissions that were appearing on our public address system and all the telephones. It was the first portable he had built and I used to watch him tinker with it, never dreaming that someday I would be an operator myself. Mother Reilly wanted to set up a short-wave radio club for the students as soon as she found out how simple the procedure was. She set the example by using the code equipment she had procured, but the necessary time to devote to study was often lacking. After Mr. Hunnicutt moved to Champaign, Ill., the next step was to accept the proffered services of Chief Frank B. Ramme, USN, W9BWR, who is not only an ardent ham but also a fine teacher with equipment for group instruction. We organized the club at last in September, 1953, enrolling fourteen students. Mother Reilly and I took our Novice examinations early in December and by the end of the month, when the tickets came, we had our Viking II installed, complete with VFO, signal sentry, Matchbox antenna coupler, s.w.r. bridge, and — most important — TVI suppression. The antennas are an end-fed Zepp for 80 meters and a beam for 20. I hope to set up another for 40 and then perhaps for 10. We studied hard to take the examination for the General license during the Easter vacation, and as soon as the tickets came I was named trustee for the club and sent in an application for a license. The ticket came during the graduation ceremonies. A little late for me to capitalize on it for arousing more enthusiasm among the departed students, it was nevertheless ap-

preciated. The call letters are W9HEH. Mother Reilly was transferred to Seattle in early June, where she has already interested several youngsters in her hobby. Her call is W9CLW. I do not know whether she has made application for a W7 call or not. She will not be able to set up a station where she is, so I fear she is lost to the ranks of active amateurs, but her interest is still in it. Chief Ramme is now on duty in the Pacific. He left with us an 80-meter station for the Novices to use: an Eldico TR-75-TVI transmitter, a Hallicrafters SX-28, and a center-fed half-wave antenna. We also have a two-meter Motorola rig on a fixed frequency.

I would be attracted to building if time were cheap. Communications will have to be our main concern. We have students from many foreign countries, and we are hoping to contact friends and families of theirs who have stations. We are also interested in civil defense, and hope to contribute some small share in the programs being worked out.

There is one lesson we are all learning from our hobby — that amateurs are a friendly group with genuine interest and ready service for other amateurs. This summer I taught three Dominican nuns and on the side found it easy to persuade them to start learning the code. It is so easy to arouse interest in amateur radio, and for anyone dealing with youth in extracurricular activities, it is an asset.

Little can be added to the stories given above — they certainly reemphasize the appeal of amateur radio to people in all walks of life.

The November 20th issue of the *Saturday Evening Post* features an article by Murray Hoyt entitled "Lovely Neighbor." Inspiration for the fiction piece with an amateur theme came from sixteen-year-old Judy Gage, W1YCU, of Worcester, Mass. (Judy's photograph appeared in the June column.)

Advance Notice!

The first International Convention of the Young Ladies Radio League will be held the week end of June 25, 1955, at the Hotel Miramar in Santa Monica, California. The Los Angeles Young Ladies Radio Club will be the hostess club. All YLs, whether YLRL members or not, are cordially invited to attend.

40-Meter 'Phone Net

The forty-meter 'phone net was omitted from the schedule of nets listed with the YLRL which appeared in the October issue. All YLs who operate on forty are invited to call in on 7215 kc. Thursdays at 1000 EST. W4SGD is NCS, with W8HIX as alternate.

YLs You May Have Worked

A quick biography of one of the most well-known YLs of the Southwest.

She's Yettev Matthias, W5DRA, of Las Cruces, New Mexico. Her initial interest in radio sprung from a high-school physics class. Later, a course at a technical school



"Teev" Matthias, W5DRA.

prepared her for an amateur license in 1933. Her first rig was a jumble of home-built parts fastened to an old ironing board, in lieu of the usual breadboard, which held out for 38 contacts on 80 c.w. before the hand-wound transformer smoked. Out for a ride one evening, Teev spotted the call letters W5CFX on the tire cover of a Model A chugging along ahead. A few c.w. toots on the auto horn and both drivers stopped for a personal QSO. Result: the happy marriage of the two in 1936. Since then, Dick (now W5BIW) and Teev have enjoyed amateur radio together in a variety of ways. In May 1953, they took over the editing and publishing of the monthly State Radio News Bulletin *CQ New Mexico*, which was started in 1948 by W5NXE and his XYL W5RMH. Teev is publicity manager of the Mesilla Valley Radio Club. She operates on 10, 20, and 80; as A5DRA she participates regularly in the State YL MARS net.

Keeping Up with the Girls

Captain Kurt Carlsen's (W2ZXM) two young daughters are now KN2s ITV and JAT. WN1CDE is the call of twelve-year-old Marsha McCoy, daughter of OM W1ICP of Headquarters. Southwestern Division Director W6KW's XYL, Roxanna, has been licensed for several months as KNGELO — thanks to W1YYM, Ellen, for the foregoing. . . . Not only have several of the young YLs featured in the June column gone on to General Class licenses of their own, but two, at least, have talked their fathers into licenses. K2DSL's dad is now KN2JD, and Mercedes is coaxing Mom, too. W1YCU's dad recently came through with WN1BEN. . . . On Sept. 24th W1UBM, Norma, became the bride of W1YOC, Walt (see Sept. '52 YL column for picture of Norma). . . . Three additional YLRL appointments: District chairman for Africa: Joy Jones, ZS6MW, P.O. Box 400, Pretoria, Transvaal, So. Africa. District chairman of England and Europe: Louise (ten) Herkel, PAØZC, 163 Wassenaarseweg, The Hague, Holland. District chairman for Australia and New Zealand: ZL4GR, Myrtle Earland, 69 Albany Street, Dunedin, N.I. . . . WØLGG, Bertha, of Marshalltown, Iowa, is sending code practice on 80 six days a week. . . . After three years in Puerto Rico, KP4WI, Millie, plans to return to the U. S. in January. . . . When VE3DDA visited VE3AJR, Dell, recently, Eleanor stayed up so late working c.w. that she used Brylcreem instead of toothpaste on her toothbrush the next morning! . . . OM W1KTU, operating maritime-

mobile aboard the SS *African Endeavor*, reported fine contacts with ZS2JR, Helie; ZS2KZ, Eileen; ZS6AIQ, Theda; ZS7F, Paddy; and ZS8B, Mary. . . . The Los Angeles YLRC sent a delegation from its two-meter net to hear W1HDQ speak during the V.H.F. Editor's recent West Coast trip. . . . W1VBT, Cecile, announces the birth of her fourth jr. op, Marie, on Sept. 17th. . . . At one time last summer VE6NP, Maude, had nine hams with their families as her guests at her new mountain-side home in Calgary, Alberta. . . . Several new members have been welcomed to the L.A. YLRC: W6WQK, K6ELI, KN6s DPX ELO EXQ E.X.V GSU and IFF. . . . Culminating a courtship which began on 75 meters, on June 27th W6QYL, Martha Phillips, became the bride of W6RDQ, Noel Edwards. Martha, a L.A. YLRC member, was introduced to Noel via the Club's Southland Net by W6JZA, Elsa. Unfortunately, Martha became ill shortly after her marriage, and she will be confined to bed for some time. Her address is Cabin 90, Box A, Monrovia, California. . . . On Oct. 7th, W6UHA, Maxine, had a luncheon for visiting W5RZJ, Louisa. Other YLs present were W6s CEE EHA KYZ LBO MFP QOC and WRT; and on Oct. 8th, W6NAZ, Lenore, interviewed W5RZJ on her TV program. . . . Two new YLs in Glendale are KNGCMK, Alice, and W6DXI, Gladys. . . . The Long Island Unit of the YLRL voted to continue its work for the *Braille Technical Press*. . . . YLs who attended the New England Division Convention at Manchester were W1s BCU, BFC, FTJ, MCW, MVX, OAK, QJX, RLG, RYJ, SVN, TRE, UKR, UQA, VEP, VVS, VVT, VYH, YPG, YPH, YWT, YYM, ZEJ, ZID, W2s BTB, KYF, K2IWO, and VE2HI, W1VOS, Marge, YLRL chairman for New England, conducted the YLRL meeting. W1YPH, Leona, took the top prize, an SX88.

YL Expedition

Hail the fair sex! Indefatigable W9GME, Grace Hyden of Chicago (see this department, May, 1953), could well be the instigator of a new type of YL exploit — amateur radio expeditions "manned" exclusively by YLs!

On August 19th Grace journeyed by boat to Madeline Island, one of the twelve Apostle Islands in Chequamegon



W9GME/9 on Madeline Island.

Bay off the coast of northern Wisconsin. Discovered in 1685, the island still is inhabited almost exclusively by Chippewa Indians, rare birds, deer, and big uncordial bear. After five hours of search for a good antenna sight, Grace found the spot, and while she hoisted a half-wave doublet, two Chippewas stalked through the bush and eyed the curious proceedings. Using a portable transmitter running 30 watts and a Command receiver loaned to her by W9CAJ, Grace contacted W9BCY in Ashland, Wisconsin, on ten 'phone, and originated three messages — one each to W1BUD, W9AND and W9YIX. Her Indian friends stood by, duly flabbergasted by the invisible voice blasting forth from the speaker. At dusk, thought of 1300-pound bear goaded Grace to depart sooner than she would have preferred. She's already planning future trips to each of the twelve Apostle Islands, with Otter Island next on her list. The State of Wisconsin will place a plaque on the site shown in the picture, commemorating Grace's activities.

Inspired yet, girls? Think of the possibilities!

• On the TVI Front

21-MC. TVI

Good winter band openings bring about an increase in 15-meter operation. This often brings to light the presence of neighborhood TV receivers with 21-Mc. i.f. strips. If such is your interference problem, you might note the continued availability of the Kiser article "TV I.F. Interference." Reprints of this article, discussing the amateur operator, the doctor's dilemma, technician's role, manufacturer's duty, etc., are available from ARRL upon request. The *QST* TVI bibliography continues to be available, too, as are numerous other printed items tailored to your TVI troubles. Address all requests to the Communications Department.

A.R.R.L. TVI DEMONSTRATION VISITS DALLAS

It isn't every day that over 500 TV servicemen gather under one roof at the same time; however, such was the case during the Second Annual Radio and Television Service Clinic and Electronics Fair held in Dallas, Texas, on August 27th-29th. Officials of the Fair invited ARRL to present its now-famous TVI demonstration in order to instruct visiting servicemen on the causes and cures of TVI. The League was happy to accept the invitation, of course, and the show was presented at the Fair under the direction of Lewis G. McCoy, WHCP, of the ARRL technical department staff.

As a result of numerous planned tours, the ARRL TVI demonstration has been witnessed by thousands of TV servicemen and amateurs in over 50 cities throughout the nation.

ENCOURAGING LETTER

Editor, *QST*:

I have just finished reading that Vermont will have a television station shortly. As one of the thousands who has gone through the same period and successfully weathered it, I would like to address an open letter to those WIs affected.

This does not mean the end of ham radio for you — not even on 10-meter 'phone! You don't have to give in to it, and you can live with your neighbors. Your hobby can aid thousands in a period of distress. Your hobby is an instrument of peace, helpfulness, and communication. . . .

But it does mean the end of some things: sloppily-constructed rigs, 3 turns on the antenna link, mismatches. But these things never aided you anyway, did they? And in the long run you will own a better, more efficient transmitter. . . .

And since there may always be so horrible a television set that it could never reject TVI, why worry about any complaints that may result in your receiving a notice from the FCC? . . . The televiewer is instructed to solicit *your* cooperation, too! Try to cooperate. . . . Did you ever realize that when you reply to these complaints you are going on record as having a clean rig? The instant you clean up your rig so your *own* TV set utters no complaint, that's it. Nothing more is required. By staying off the air you do nothing in the right and much in the wrong. . . .

Phil Rand has spelled it out for you. Using his techniques, I have been able to operate a TBS-50-D on 10 'phone with the family TV, just ten feet away, tuned to Channel 2. . . .


So please, *please* do not stay off the air.

— Charles F. Smith, jr., W3UJP

Partial view of the audience at the Dallas TV Servicemen's Clinic and Fair



I.A.R.U. News



CALENDAR NOTES

The December Calendar has been prepared and will be in the hands of member-societies shortly. Among subjects discussed are the announcement of the readmission of the *Japan Amateur Radio League* as the member-society for Japan; acceptance of the proposal made by the *Radio Society of Great Britain* recommending the adoption of the RSM Code; and a proposal by Headquarters that the *Radio Club Boliviano* be accepted as the member-society for Bolivia. Mention is made of further implementation of the Atlantic City allocations in Hong Kong, due to effective liaison between the Postoffice and the *Hong Kong Amateur Radio Transmitting Society*. The following members have completed, this year, their 25th year as members of the IARU: *New Zealand Association of Radio Transmitters*, *Norsk Radio Relae Liga*, *Experimenterende Danske Radio-amatorer*, *Sveriges Sandareamatorer*, *Union Schweiz Kurzwellen Amateure*, and *Irish Radio Transmitters Society*. Another 25th anniversary: that of the *Calendar* itself!

A fine international convention was held by the *Savez Radioamatera Jugoslavije* in Ljubljana August 19th-23rd. Over 500 hams, from England, Sweden, Denmark, Austria, Italy, Germany and Yugoslavia, were present.

Also in the Calendar is the annual report of the Secretary, which reflected a fairly quiet year, with no major conferences. It showed moderate progress in the liberalization of operating restrictions in several countries; notably, Austria withdrew its objections to international communication by its amateurs, and DX restrictions in the Philippines were eased. Several new countries were put on the DX map by expeditions.

QSL BUREAUS OF THE WORLD

For delivery of your QSLs to foreign amateurs, simply mail cards direct to the bureau of the proper country, as

listed below. (Bold-face type indicates a recent change from previous listings.) *Do not send foreign cards to A.R.R.L. headquarters except those for which no bureau is here listed.*

For service on incoming foreign cards, see list of domestic bureaus in most *QSTs* (page 56 of September) under the heading, "A.R.R.L. QSL Bureau."

- Algeria*: Via France
- Angola*: L.A.R.A., P.O. Box 152, Luanda
- Argentina*: R.C.A., Avenida Libertador General San Martin 1850, Buenos Aires
- Australia*: W.I.A., Box 2611 W, G.P.O., Melbourne
- Austria*: DVSV, Kierlingerstrasse 10, Klosterneuberg
- Austria*: QSL Bureau (U. S. Occupation Forces), APO 168, % Postmaster, New York, N. Y.
- Azores*: Via Portugal
- Bahamas*: C. N. Albury, Telecommunications Dept., Nassau
- Barbados*: VP6PX, Wood Goddard, Bromley, Welches, Christ Ch., Barbados, British West Indies
- Belgian Congo*: P.O. Box 271, Leopoldville
- Belgium*: U.B.A., Postbox 634, Brussels
- Bermuda*: VP9D, James A. Mann, The Cut, St. Georges
- Bolivia*: R.C.B., Casilla 2111, La Paz
- Brazil*: L.A.B.R.E., Caixa Postal 2353, Rio de Janeiro
- British Guiana*: Desmond Yong, 22 Sussex St., Charlestown, Georgetown #16
- British Honduras*: D. Hunter, Box 178, Belize
- Bulgaria*: Box 830, Sofia
- Burma*: B.A.R.S., P.O. Box 376, Rangoon
- Canton Island*: H. B. Johnson, KB6BA, U.S.P.O. 06-50000, Canton Island, South Pacific.
- Ceylon*: P.O. Box 907, Colombo
- Chile*: Radio Club de Chile, Box 761, Santiago
- China*: M. T. Young, P.O. Box 16, Taichung, Formosa
- Colombia*: L.C.R.A., P.O. Box 584, Bogotá
- Cook Islands*: Ray Holloway, P.O. Box 65, Rarotonga
- Costa Rica*: Radio Club de Costa Rica, P.O. Box 535, San Jose
- Cuba*: Radio Club de Cuba, QSL Bureau, Lealtad No. 660, Havana
- Cyprus*: Mrs. E. Barrett, P.O. Box 219, Limassol
- Czechoslovakia*: C.A.V., P.O. Box 69, Prague 1.
- Denmark*: P. Heinemann, OZ4H, Vanlose Alle 100, Copenhagen
- Dominica*: Calle Duarte #76, C. Trujillo
- East Africa*: (VQ1, VQ3, VQ4, VQ5): P.O. Box 1313, Nairobi, Kenya Colony
- Ecuador*: Guayaquil Radio Club, Casilla 784, Guayaquil
- Eire*: I.R.T.S. QSL Bureau, % EI5Z, 23 Orwell Gardens, Rathgar, Dublin
- Fiji*: S. H. Mayne, VR2AS, Victoria Parade, Suva
- Finland*: SRAL, Box 306, Helsinki

(Continued on page 148)



Dr. Edmundo A. Reyes, DU1OR, president of the Philippine Amateur Radio Association (second from left) learns the history of the Wouff Hong from WIBUD during a visit to Headquarters on August 10th. Looking on are W1BDI and W1DF.

QST for



Correspondence From Members -

The publishers of *QST* assume no responsibility for statements made herein by correspondents.

PROTECTIVE CIRCUIT

4420 Narragansett Ave.
San Diego 7, Calif.

Editor, *QST*:

I read with interest the article "A Protective Circuit for Transmitting Tetrodes" in October *QST*. The circuit described there is almost identical to the circuit that was published in *QST* for April, 1948, in the H & K section. The principal difference is that in my circuit the tube was protected against failure of the plate supply in case the screen is furnished from a separate supply.

This circuit is protected by U. S. Patent No. 2,572,832; however, I have no objection to the use of the circuit by an individual amateur for his own transmitter.

— *W. B. Bernard, K6EUS*

OPEN LETTER

Route No. 5 (Lafayette Pike)
Clarksville, Tenn.

Editor, *QST*:

Fellow Single-Sideband Operators — please don't let the action of so few double-sideband operators cause you to become "numskulls" also. We now have an s.s.b. traffic net on 3980 kc. each Monday and Friday evening — let's all let this net grow to become a "net standard." Remember this same frequency is shared with other nets on other evenings — respect these other nets. Remembering you hold the "big stick," why use it to destroy an old-fashioned d.s.b. net just because a few carriers bother you? If one remembers that die-hards learn everything the hard way you can see that the correct approach is to set up the Interstate Sideband Net as an example of s.s.b. at its best.

The point is that the action of a very few double-sideband operators in deliberately trying (if they only knew how helpless they are) to QRM the Interstate Sideband Net is causing a few single-sideband boys (mostly power-mad Yankies, hi) to "pay-em-back" by destroying the Trans-Continental Phone Net (3975 kc.) and the Tennessee Phone Net (3980 kc.). Knowing full well, through much experience, that you can't tell a d.s.b. die-hard anything, it is felt more will be accomplished by appealing to the s.s.b. numskull. Actually, there is very little difference between the thickness of either's skull, hi. See page 9, Oct. *QST* (spark-e.w. feuds of the Twenties). Think I'll go to u.h.f. until the above "mess" clears.

— *Conway L. Wilson, W4WQT*

FOXY

H. R. No. 2
Hagerstown, Ind.

Editor, *QST*:

A word for the hidden-transmitter hunters from one who has had the experience of being thought of as a spy.

On October 3rd I was the "foxy" for the New Castle Amateur Radio Association's transmitter hunt. The rules stated I had to be on public property. I pulled into an old barn on the premises of the Wilbur Wright birthplace and started to transmit for the "hunters." I never gave a thought about it looking suspicious as the property is open to visitors to see Wilbur Wright's birthplace and is owned by the Indiana Department of Conservation. I noticed a car come, but thought it was visitors to see the place. However, when the first ham found me he discovered that the sheriff had been called, as there was "a car in there with the motor running." Being able to hear the radio at times they thought it might be some Communists using radio.

You can see how serious this might become. Hams in general might not know how suspicious they can look at

times. In this case the deputy sheriff who investigated was a personal friend of mine so there was no trouble.

My advice would be always to get permission to use a place, even if it might not seem necessary, if you're off the road, and always make sure that any strangers around are informed as to what is happening. We as hams don't want to cause any trouble, so profit by my mistake.

— *Horace N. Smith, W9PFD*

THE LAST WORD

643 Oak Street
Las Animas, Colo.

Editor, *QST*:

It seems to me that every amateur who has voiced an opinion in *QST* has taken sides in the "codeless" license conflict.

It is my opinion that adequate space has been devoted to both sides and that the advocates of code have presented far the better case.

I hope we don't lose track of our main objectives, however. One of the outstanding virtues of hams is the ability to get something done as a group.

Frankly, I don't think the idea of a "codeless license" has brought about much except some differences of opinion.

If there is going to be something done, let's do it — as a group — and stop the individual debates.

— *William E. Stradley, W0BHK*

STAFF OPENING

We have a permanent opening for a young man to do general editorial and production work on the *QST* staff. Here is a chance to make amateur radio your career. The work requires the ability to express yourself both orally and on paper, and will later involve a modest amount of travel. Any applicant should be one with initiative and should be able to assume administrative responsibility readily.

We'd like someone about 25, preferably single, of pleasing personality, with at least a couple of years of ham experience under his belt; mostly someone who has had some publishing or writing experience. We want a young man because we would expect to train him on the job. Salary would be commensurate with ability and background.

If you are interested, write to Box A, ARRL Hq., West Hartford, Conn. State your age and marital status, and give a résumé of your educational and employment or military background; also your amateur experience.

DX Century Club

The following list contains the call letters and countries totals of all holders of the Postwar DX Century Club award as of October 15, 1954. The calls of new members as well as those receiving endorsement credit during the period September 15 through October 15, 1954, are included in this listing.

252 W1FH	FBRS KV4AA	209 W1GK W9LNM W7PNC G8HG VE7CH	194 W2CTO W6UHA W7PGS KZ5CP	W2UFT W4HA W8MPW W8UDR W9AND GM3CSM	W2LJR W2FWP W2RGV W3ALB W4DKA W5EB	HR9DO OKILM OQ5LL PA9NU ZL3GU	HB9MO OH2NE VE3ZW CE3AE	147 W6LJ W9VIN	DL1KB DL1QT EA4CR F8CW F9AH G3AIM G2AKQ	W6ODE W6ERU W6CYT W9CXY G3AIM G5SR KV4AQ LAZB
251 W8HG	227 W2DS SM5LL	208 W4AIT	193 G4ZU LATY	W2UFT W4HA W8MPW W8UDR W9AND GM3CSM	W2LJR W2FWP W2RGV W3ALB W4DKA W5EB	160 W2ZVS W3WU W5FXN W5NW W6ATO W6BYM W6CIS W6CTL W6JK W6YDC	152 W1MUN W2MYD W2WYV W6JZP W8WUU DL1AU G4CZ PA9LB SM7MS	146 W3FYS W3RCQ W6LW W6TKL G6RB OH4TM	W3AKU G5TV G8KL I5IFIC JAZKG KH6PM ON4FL VESZ VE7VC ZLIAH ZS2CR Z53K	
250 W9YXO	225 W3EPV	208 W4AIT	193 G4ZU LATY	W2UFT W4HA W8MPW W8UDR W9AND GM3CSM	W2LJR W2FWP W2RGV W3ALB W4DKA W5EB	170 W1DQH W1MB W2GFW W2GZF W3ALX W5KIJ W5LGS W6LDD W6KUT W6PEK G2FSR	152 W1MUN W2MYD W2WYV W6JZP W8WUU DL1AU G4CZ PA9LB SM7MS	146 W3FYS W3RCQ W6LW W6TKL G6RB OH4TM	W3AKU G5TV G8KL I5IFIC JAZKG KH6PM ON4FL VESZ VE7VC ZLIAH ZS2CR Z53K	
249 W6VFR	224 W2QHJ W6UCU W6E3G Z56BW	207 W2AQW	192 W1ZL W2DSR W2TQC W4PN W6BPD W8HPE	W2UFT W4HA W8MPW W8UDR W9AND GM3CSM	W2LJR W2FWP W2RGV W3ALB W4DKA W5EB	170 W1DQH W1MB W2GFW W2GZF W3ALX W5KIJ W5LGS W6LDD W6KUT W6PEK G2FSR	152 W1MUN W2MYD W2WYV W6JZP W8WUU DL1AU G4CZ PA9LB SM7MS	146 W3FYS W3RCQ W6LW W6TKL G6RB OH4TM	W3AKU G5TV G8KL I5IFIC JAZKG KH6PM ON4FL VESZ VE7VC ZLIAH ZS2CR Z53K	
248 W3BES W6AM	223 W6RW	206 K2CPR W4NNN W5BGP	206 W8HPE	W2UFT W4HA W8MPW W8UDR W9AND GM3CSM	W2LJR W2FWP W2RGV W3ALB W4DKA W5EB	170 W1DQH W1MB W2GFW W2GZF W3ALX W5KIJ W5LGS W6LDD W6KUT W6PEK G2FSR	152 W1MUN W2MYD W2WYV W6JZP W8WUU DL1AU G4CZ PA9LB SM7MS	146 W3FYS W3RCQ W6LW W6TKL G6RB OH4TM	W3AKU G5TV G8KL I5IFIC JAZKG KH6PM ON4FL VESZ VE7VC ZLIAH ZS2CR Z53K	
247 W6ENV G2PL	222 W3DPA W9KOK	205 W5ADZ W8DAW	205 W8HPE	W2UFT W4HA W8MPW W8UDR W9AND GM3CSM	W2LJR W2FWP W2RGV W3ALB W4DKA W5EB	170 W1DQH W1MB W2GFW W2GZF W3ALX W5KIJ W5LGS W6LDD W6KUT W6PEK G2FSR	152 W1MUN W2MYD W2WYV W6JZP W8WUU DL1AU G4CZ PA9LB SM7MS	146 W3FYS W3RCQ W6LW W6TKL G6RB OH4TM	W3AKU G5TV G8KL I5IFIC JAZKG KH6PM ON4FL VESZ VE7VC ZLIAH ZS2CR Z53K	
244 W3GHD	221 W6QJU W6ZCY W6DJD W8JIN VE4RO	204 W2HHF W3IYE W4HR W8AFW G2MI	204 W8HPE	W2UFT W4HA W8MPW W8UDR W9AND GM3CSM	W2LJR W2FWP W2RGV W3ALB W4DKA W5EB	170 W1DQH W1MB W2GFW W2GZF W3ALX W5KIJ W5LGS W6LDD W6KUT W6PEK G2FSR	152 W1MUN W2MYD W2WYV W6JZP W8WUU DL1AU G4CZ PA9LB SM7MS	146 W3FYS W3RCQ W6LW W6TKL G6RB OH4TM	W3AKU G5TV G8KL I5IFIC JAZKG KH6PM ON4FL VESZ VE7VC ZLIAH ZS2CR Z53K	
242 W3JTC W3KT W6MEK W6SN	220 W1EENE W2N5Z W3DCU W5ENE W5FNA W5KUC W6ADD W6AMA W6DZJ PY1CJ VK2DI	203 W3DKT W3GRF W4OM W8CDT W9IU W5FFW W5JUF W6DI W6NNV W7DL W8JBI CX1FY PY1E TI2TG	203 W8HPE	W2UFT W4HA W8MPW W8UDR W9AND GM3CSM	W2LJR W2FWP W2RGV W3ALB W4DKA W5EB	170 W1DQH W1MB W2GFW W2GZF W3ALX W5KIJ W5LGS W6LDD W6KUT W6PEK G2FSR	152 W1MUN W2MYD W2WYV W6JZP W8WUU DL1AU G4CZ PA9LB SM7MS	146 W3FYS W3RCQ W6LW W6TKL G6RB OH4TM	W3AKU G5TV G8KL I5IFIC JAZKG KH6PM ON4FL VESZ VE7VC ZLIAH ZS2CR Z53K	
241 W2AGW W2BXA W4BPD W6SYG G6RH G6ZO PY2CK	220 W1EENE W2N5Z W3DCU W5ENE W5FNA W5KUC W6ADD W6AMA W6DZJ PY1CJ VK2DI	203 W3DKT W3GRF W4OM W8CDT W9IU W5FFW W5JUF W6DI W6NNV W7DL W8JBI CX1FY PY1E TI2TG	203 W8HPE	W2UFT W4HA W8MPW W8UDR W9AND GM3CSM	W2LJR W2FWP W2RGV W3ALB W4DKA W5EB	170 W1DQH W1MB W2GFW W2GZF W3ALX W5KIJ W5LGS W6LDD W6KUT W6PEK G2FSR	152 W1MUN W2MYD W2WYV W6JZP W8WUU DL1AU G4CZ PA9LB SM7MS	146 W3FYS W3RCQ W6LW W6TKL G6RB OH4TM	W3AKU G5TV G8KL I5IFIC JAZKG KH6PM ON4FL VESZ VE7VC ZLIAH ZS2CR Z53K	
240 W6NDA LU6DJX	219 W9FD W6DAE PY1AJ VK2ACX	201 W1YJP W3JOP W4KFC W5GEL W6POT W6UOX KH6BA PY1AHL VE7ZM	201 W8HPE	W2UFT W4HA W8MPW W8UDR W9AND GM3CSM	W2LJR W2FWP W2RGV W3ALB W4DKA W5EB	170 W1DQH W1MB W2GFW W2GZF W3ALX W5KIJ W5LGS W6LDD W6KUT W6PEK G2FSR	152 W1MUN W2MYD W2WYV W6JZP W8WUU DL1AU G4CZ PA9LB SM7MS	146 W3FYS W3RCQ W6LW W6TKL G6RB OH4TM	W3AKU G5TV G8KL I5IFIC JAZKG KH6PM ON4FL VESZ VE7VC ZLIAH ZS2CR Z53K	
239 W3GAU W5MIS W8NBK PA9UN	219 W9FD W6DAE PY1AJ VK2ACX	201 W1YJP W3JOP W4KFC W5GEL W6POT W6UOX KH6BA PY1AHL VE7ZM	201 W8HPE	W2UFT W4HA W8MPW W8UDR W9AND GM3CSM	W2LJR W2FWP W2RGV W3ALB W4DKA W5EB	170 W1DQH W1MB W2GFW W2GZF W3ALX W5KIJ W5LGS W6LDD W6KUT W6PEK G2FSR	152 W1MUN W2MYD W2WYV W6JZP W8WUU DL1AU G4CZ PA9LB SM7MS	146 W3FYS W3RCQ W6LW W6TKL G6RB OH4TM	W3AKU G5TV G8KL I5IFIC JAZKG KH6PM ON4FL VESZ VE7VC ZLIAH ZS2CR Z53K	
238 W6MX W7AMX	217 ON4AU	201 W1YJP W3JOP W4KFC W5GEL W6POT W6UOX KH6BA PY1AHL VE7ZM	201 W8HPE	W2UFT W4HA W8MPW W8UDR W9AND GM3CSM	W2LJR W2FWP W2RGV W3ALB W4DKA W5EB	170 W1DQH W1MB W2GFW W2GZF W3ALX W5KIJ W5LGS W6LDD W6KUT W6PEK G2FSR	152 W1MUN W2MYD W2WYV W6JZP W8WUU DL1AU G4CZ PA9LB SM7MS	146 W3FYS W3RCQ W6LW W6TKL G6RB OH4TM	W3AKU G5TV G8KL I5IFIC JAZKG KH6PM ON4FL VESZ VE7VC ZLIAH ZS2CR Z53K	
237 W3EVB	216 W1ADM SM5KP	201 W1YJP W3JOP W4KFC W5GEL W6POT W6UOX KH6BA PY1AHL VE7ZM	201 W8HPE	W2UFT W4HA W8MPW W8UDR W9AND GM3CSM	W2LJR W2FWP W2RGV W3ALB W4DKA W5EB	170 W1DQH W1MB W2GFW W2GZF W3ALX W5KIJ W5LGS W6LDD W6KUT W6PEK G2FSR	152 W1MUN W2MYD W2WYV W6JZP W8WUU DL1AU G4CZ PA9LB SM7MS	146 W3FYS W3RCQ W6LW W6TKL G6RB OH4TM	W3AKU G5TV G8KL I5IFIC JAZKG KH6PM ON4FL VESZ VE7VC ZLIAH ZS2CR Z53K	
236 W1ME W2HUQ W2QKS	215 W1HX W5KC W6TI W6VE	200 W1AKA W3DRD W4BRB W5LXJ W5MPC W6EPZ W6GAL W6IBD W6MJQ W6P W6RBO W8DX W9BYU GSRV G6QB G6YQ W1TCO ON4QF	200 W8HPE	W2UFT W4HA W8MPW W8UDR W9AND GM3CSM	W2LJR W2FWP W2RGV W3ALB W4DKA W5EB	170 W1DQH W1MB W2GFW W2GZF W3ALX W5KIJ W5LGS W6LDD W6KUT W6PEK G2FSR	152 W1MUN W2MYD W2WYV W6JZP W8WUU DL1AU G4CZ PA9LB SM7MS	146 W3FYS W3RCQ W6LW W6TKL G6RB OH4TM	W3AKU G5TV G8KL I5IFIC JAZKG KH6PM ON4FL VESZ VE7VC ZLIAH ZS2CR Z53K	
235 W3CPY W3JNN W5ASG	214 FA5H PY1DH	201 W1YJP W3JOP W4KFC W5GEL W6POT W6UOX KH6BA PY1AHL VE7ZM	201 W8HPE	W2UFT W4HA W8MPW W8UDR W9AND GM3CSM	W2LJR W2FWP W2RGV W3ALB W4DKA W5EB	170 W1DQH W1MB W2GFW W2GZF W3ALX W5KIJ W5LGS W6LDD W6KUT W6PEK G2FSR	152 W1MUN W2MYD W2WYV W6JZP W8WUU DL1AU G4CZ PA9LB SM7MS	146 W3FYS W3RCQ W6LW W6TKL G6RB OH4TM	W3AKU G5TV G8KL I5IFIC JAZKG KH6PM ON4FL VESZ VE7VC ZLIAH ZS2CR Z53K	
234 W8BRA W9RBI	213 W4TM W9FKC W0ELLA	201 W1YJP W3JOP W4KFC W5GEL W6POT W6UOX KH6BA PY1AHL VE7ZM	201 W8HPE	W2UFT W4HA W8MPW W8UDR W9AND GM3CSM	W2LJR W2FWP W2RGV W3ALB W4DKA W5EB	170 W1DQH W1MB W2GFW W2GZF W3ALX W5KIJ W5LGS W6LDD W6KUT W6PEK G2FSR	152 W1MUN W2MYD W2WYV W6JZP W8WUU DL1AU G4CZ PA9LB SM7MS	146 W3FYS W3RCQ W6LW W6TKL G6RB OH4TM	W3AKU G5TV G8KL I5IFIC JAZKG KH6PM ON4FL VESZ VE7VC ZLIAH ZS2CR Z53K	
233 W1TW W6TS	212 W2YW W8SKP W8RTI H89X	201 W1YJP W3JOP W4KFC W5GEL W6POT W6UOX KH6BA PY1AHL VE7ZM	201 W8HPE	W2UFT W4HA W8MPW W8UDR W9AND GM3CSM	W2LJR W2FWP W2RGV W3ALB W4DKA W5EB	170 W1DQH W1MB W2GFW W2GZF W3ALX W5KIJ W5LGS W6LDD W6KUT W6PEK G2FSR	152 W1MUN W2MYD W2WYV W6JZP W8WUU DL1AU G4CZ PA9LB SM7MS	146 W3FYS W3RCQ W6LW W6TKL G6RB OH4TM	W3AKU G5TV G8KL I5IFIC JAZKG KH6PM ON4FL VESZ VE7VC ZLIAH ZS2CR Z53K	
232 W6TT	211 W1BIH W6SAI H89J Z52A	201 W1YJP W3JOP W4KFC W5GEL W6POT W6UOX KH6BA PY1AHL VE7ZM	201 W8HPE	W2UFT W4HA W8MPW W8UDR W9AND GM3CSM	W2LJR W2FWP W2RGV W3ALB W4DKA W5EB	170 W1DQH W1MB W2GFW W2GZF W3ALX W5KIJ W5LGS W6LDD W6KUT W6PEK G2FSR	152 W1MUN W2MYD W2WYV W6JZP W8WUU DL1AU G4CZ PA9LB SM7MS	146 W3FYS W3RCQ W6LW W6TKL G6RB OH4TM	W3AKU G5TV G8KL I5IFIC JAZKG KH6PM ON4FL VESZ VE7VC ZLIAH ZS2CR Z53K	
231 W2WZ ZL1HY	211 W1BIH W6SAI H89J Z52A	201 W1YJP W3JOP W4KFC W5GEL W6POT W6UOX KH6BA PY1AHL VE7ZM	201 W8HPE	W2UFT W4HA W8MPW W8UDR W9AND GM3CSM	W2LJR W2FWP W2RGV W3ALB W4DKA W5EB	170 W1DQH W1MB W2GFW W2GZF W3ALX W5KIJ W5LGS W6LDD W6KUT W6PEK G2FSR	152 W1MUN W2MYD W2WYV W6JZP W8WUU DL1AU G4CZ PA9LB SM7MS	146 W3FYS W3RCQ W6LW W6TKL G6RB OH4TM	W3AKU G5TV G8KL I5IFIC JAZKG KH6PM ON4FL VESZ VE7VC ZLIAH ZS2CR Z53K	
230 W1CLX CE3AG G4CF ZL2GX	210 W2AGO W5EGK W5JC W7CIV W8SYC CE3DZ DL7AA GM3DHD KH6J VE3OD 4X4RE	201 W1YJP W3JOP W4KFC W5GEL W6POT W6UOX KH6BA PY1AHL VE7ZM	201 W8HPE	W2UFT W4HA W8MPW W8UDR W9AND GM3CSM	W2LJR W2FWP W2RGV W3ALB W4DKA W5EB	170 W1DQH W1MB W2GFW W2GZF W3ALX W5KIJ W5LGS W6LDD W6KUT W6PEK G2FSR	152 W1MUN W2MYD W2WYV W6JZP W8WUU DL1AU G4CZ PA9LB SM7MS	146 W3FYS W3RCQ W6LW W6TKL G6RB OH4TM	W3AKU G5TV G8KL I5IFIC JAZKG KH6PM ON4FL VESZ VE7VC ZLIAH ZS2CR Z53K	
229 W6GR	210 W2AGO W5EGK W5JC W7CIV W8SYC CE3DZ DL7AA GM3DHD KH6J VE3OD 4X4RE	201 W1YJP W3JOP W4KFC W5GEL W6POT W6UOX KH6BA PY1AHL VE7ZM	201 W8HPE	W2UFT W4HA W8MPW W8UDR W9AND GM3CSM	W2LJR W2FWP W2RGV W3ALB W4DKA W5EB	170 W1DQH W1MB W2GFW W2GZF W3ALX W5KIJ W5LGS W6LDD W6KUT W6PEK G2FSR	152 W1MUN W2MYD W2WYV W6JZP W8WUU DL1AU G4CZ PA9LB SM7MS	146 W3FYS W3RCQ W6LW W6TKL G6RB OH4TM	W3AKU G5TV G8KL I5IFIC JAZKG KH6PM ON4FL VESZ VE7VC ZLIAH ZS2CR Z53K	
228 W8XIA	210 W2AGO W5EGK W5JC W7CIV W8SYC CE3DZ DL7AA GM3DHD KH6J VE3OD 4X4RE	201 W1YJP W3JOP W4KFC W5GEL W6POT W6UOX KH6BA PY1AHL VE7ZM	201 W8HPE	W2UFT W4HA W8MPW W8UDR W9AND GM3CSM	W2LJR W2FWP W2RGV W3ALB W4DKA W5EB	170 W1DQH W1MB W2GFW W2GZF W3ALX W5KIJ W5LGS W6LDD W6KUT W6PEK G2FSR	152 W1MUN W2MYD W2WYV W6JZP W8WUU DL1AU G4CZ PA9LB SM7MS	146 W3FYS W3RCQ W6LW W6TKL G6RB OH4TM	W3AKU G5TV G8KL I5IFIC JAZKG KH6PM ON4FL VESZ VE7VC ZLIAH ZS2CR Z53K	

RADIOTELEPHONE

224 WIFH 222 VQ4ERR 216 ZS6BW 215 XELAC 214 W1MCW W8HGW 213 W1JCK 212 WINWO 210 W9RBI 207 SM5KP 204 W9NDA 203 W3JNN W5BGP 202 W2APU GM3DHD 198 G2PL 197 W2BXA 196 W6AM 195 W6DI 193 W3BES 190 W2AFQ W8BF EA2CQ ZL1HY Z56Q 187 W8GZ 184 CX2CO	183 CTICL 182 G4ZU 181 W1MB 180 CE3AB I1SM 179 G8IG 178 W3GHD CM9AA 177 CN8MM 176 W9ROQ HC2JR 175 W4HA W7HA C3HLS PK4DA 173 W5EFC W5JUF ZL2GX 172 W4EYW G6RH 171 W1ADM W1LMB T1ZTG 170 W3DHM W4AZD W9HB EA2CA G3DO 169 G3FNN W5NMA PY4KL 167 W3KT W4MKB 165 W5ASG 164 CT1PK G5VT	163 VE3KF 162 W1ATE W0AIW G5RV I1AMU SM5LL 161 W1ENE G2ZB I1BIC I1YJ 160 W3EVW W6KQY W6MBD W7MBX W9RNX F9HE L1UD PY1AQT YV5AB 159 L1UCW 158 W3GHS W5ALA 157 W4CYU 156 G6AY PY4RJ 155 W8REU F8PQ H89J PA9NU 154 W8AJW W40M ODSAB ONP J PY2AHS 152 W4ESP W5NMA PY4KL 151 W20F W3MAC W8DMD W8KML F9HF I1ASM LU4MG PY4CB	150 W9JFE W0NCG GM3AVA HB9LA K4VBR LU4DMG PY4YK Z56FN 149 W3BET 146 W1HKK W1HX W2AEB W4DCR G2MI 144 W1CLX W2RGV W9H W9UN G8QY GM2DBX PA0JA VE3BDB 143 W2EOH G2BXP I1CAR PY2JU T1ZRC 142 W1BEG W2VWN 141 F8EJ F9RM G3BD K17AFR 140 W1EKU W2AKX W6TT W8HUU W0PRZ I1AXD G3AE G6LX I1UA ODZTS V6ZTM VP6SD Z51DO 139 C0ZBL 137 W5KC G2AJF 136 G2WW 135 W2ZKG HC20T T12HP 134 W1OPN KH6OR 133 W6NIG CE1AH I1RM 132 W1KJU W4AAW W9IOD Z5IKW 131 W1FFO W2ZW W6HV W6GYM W6VFR W9HP W9UN G8QY GM2DBX PA0JA VE3BDB 130 W1GKK W1GOU W1MMV W2NHZ W3DKT W3UP W4HRR W6WNH W9BZ W0ANF W0HX W0PUE W0VSK CX4CS C0ZBK CN8BA FCW F8XP G8PK I1AXD I1VS ON4YI SM5WJ 129 W2ZVS 126 Z5SCU 125 W1CJ W8BK W8CLR F8K ON4MS PY1FR 124 W8NKF	W9FDX W0EYR I1RC 123 W4FBH W8AEP W9TJ W6GKL F9PH ON4AR PYSUG 122 W4GJO W5HFQ W0JRY G2ALL OQ5LL W8HRV W0GVV LA7Y 121 W4BOC W4JCK W9NLP G2CRS G3CJ G8UC OH2SE PY4PI 120 W1RZD W2JY W2PRN W2QKJ W2SGX W3BUX W3DWA W4AQR W4DCQ W4YM W4MB W4NYN W5CEW W6IKQ W6MJB W6IQ W8TJM HB9DY I1CQD PY1NC VE1CR VE8BNQ VE4RO Z58FU 4X4DK 119 HK4DF L1UDH L13PF VK3ZB W5YFR 118 W2VQM W6T2D W0TJ	DL7BA OD5AD 117 W1HH W4AE W6YX EA4CM 116 W5EP W8NGO F3WY 115 W2FXE W2MFS W3R1S W7ENP W8HRV W0GVV LA7Y 114 W1DLF W6T W8ZMC CX3BH ET2LV G3BNC GM2IU PY1ACP T1ZV Z53G 113 I1RLH OZ5BW Z55GU 112 W1PST W4MRA W5JJA W7EA W8AJH W8LAV G4JZ I1BPW 111 W2PRF W2UTH W9CZC I1CTE MP4KAC PY4AD VETMS YK1AC 110 W2BRV W2CX W2IUV W2TXB W2YTL W3BTL W3CGS W3FGB W3HUV W3JNM	W5KB W6CHY W8BFQ W8DNJ W8LJ W8QAD CT1DX DL3EA E14Q F8MY G3YM G5LN I1FLD L13EB OZ7SM ZFSCF Z51GG 109 W1KW W4NDE C0Z0Z DL4TL E4AB HB5CK HB9ID Z56Z 108 W1BAW W2A0X LX1SI PY4PO P55D ZD4AH Z56LV 107 W2RUJ W2WZ W4LZM W7HLB W7PEY W0JYW EA3FG F8LE G4MS G500 HB9JZ I1AJJ I11AFS OH5WV Z56WD 106 W1FZ W3AER W7AHX W8MKY W9DFI DL1PK G8VB I1CWX T120A VK3JE YK1CB	ZL2JB Z52IW 105 W2JY W2QV W8AED W6UYX W8JWV GM2Q KT1WX S1HF VK2DI ZE2JK 104 W1BPH W2PFS W4AHP W8SDR K4E2S PA0MDW W6LXQ CE3AG EA4CK E1ZL F30X G6TA G8QW I1GZ LX1SI PY4PO P55D ZD4AH Z56LV 103 W1JYQ W1PDB W1PPS W2PS W2PZ W2QR W2QWS W3NA W4ATF W7AUS W9EWC W8ZOK W9BYX W0LQ W9VND W0MFK W0NWW CT1MB C3AA F3PV G6WX HP1BR I1ASO I1KZ I1G I1QQ I1RB I1WAL I1ZV K4E2Z OH2CV W2PBG W2QCP W4BA W4CWV	W4KYB W5JWV W5NZE W6PFR W8HHW W7HTB W8W1L W9WXT W8S0Q W8SUG W8WH C07GM CT1FH DL3DO DL3TM DL7AB G2ZP G3CO G1TK HB9HM I1AUB K4E2S PA0MDW W6LXQ CE3AG EA4CK E1ZL F30X G6TA G8QW I1GZ LX1SI PY4PO P55D ZD4AH Z56LV 101 W1RFE W2LSX W2RXT W2UAT W2WME W5SKF W4DEO W4PTZ W5ZS W6KPC W6KQ W3NA W4ATF W7AUS W9EWC W8ZOK W9BYX W0LQ W9VND W0MFK W0NWW CT1MB C3AA F3PV G6WX HP1BR I1ASO I1KZ I1G I1QQ I1RB I1WAL I1ZV K4E2Z OH2CV W2PBG W2QCP W4BA W4CWV	100 W1CUX W1FQX W2DSU W2KSN W2MA W2OP W2EV W3AM W3DYT W3PA W4BYX W4CR W4DSC W4DYM W4ECE W4EYG W4GLR W4LGG W4NON W5ALB W5DMR W5ERY W5GXP W5GZ W6ITH W6OZE W6SAI W6UZX W6Y W7WV W7ADH W8ALC W8BRA W8DXO W8EWB W8FX W8VDJ W9CKP W9GZK W9HMG W9JUV W9UJ W0FUF W0GSW CT1QF DL3D EA3GI EA3AR E14 GM3DZB GW8BW G2HIF G2LS G2VJ I1AOF K4PHZ L1BFO LX1DC O5EYL OZ5KP PA0QJ SM5FA SM6OE VE3AOL VE3TV VP5AR VQ5PBD X2KRE
--	--	--	--	---	--	---	---	---	---



U. S. N. R.



Hooper Trophy

The Eighth Naval District won the top three places in the first national competition among Naval Reserve electronics divisions for excellence in electronics training during fiscal year 1954.

Naval Reserve Electronics Division 8-12, Paris, Texas, came from behind to win the Hooper trophy (p. 73, November *QST*).

In third place in the Eighth Naval District competition at the end of May, a final score of 104.2531 carried NRE-D 8-12 to the top among approximately 125 electronics divisions. Cmdr. Paul H. Daniels, USNR, is commanding officer.

Naval Reserve Electronics Division 8-10, Tyler, Texas, commanded by Lt. D. Hudson, jr., USNR, was a close second with a score of 104.1999. Another Tyler division, Naval Reserve Electronics Division 8-14, commanded by Lt. W. J. Murdaugh, USNR, scored heavily in June to win third place with 101.7663 points.

Fourth place in the national competition went to Naval Reserve Electronics Division 12-6, Santa Rosa, Calif., commanded by Lt. Cmdr. A. R. Butz, USNR, with a score of 100.1308.

The Eighth Naval District was the first naval district to put all of its Naval Reserve training centers on the air as licensed amateur radio stations.

NFD at district headquarters in New Orleans was the first master control station with all of its stationkeepers and Naval Reserve supplement personnel holding amateur radio licenses.

How's DX?

CONDUCTED BY ROD NEWKIRK,* W9BRD

Who?

In many respects, thirteen years is a long time. W2TNC agrees. We think you'll find the following excerpt from his recent letter quite interesting.

... On the morning of December 7, 1941, at about 0700 Hawaiian time, [I was operating] K6SRZ at Fort Shafter on 14,200-kc. phone, working a station in the Colorado-Utah area. As you no doubt can well imagine, there came a bit of confusion around there at that particular moment. The operator of the mainland station heard some of the fracas in the background and asked us—Harry Longrich, W2GQY, and myself—what all the noise and fuss was about. We said QRX while we look outside and find out. I don't think we ever did come back to the guy. For all we know he may still be holding the circuit open, waiting for our reply.

Inasmuch as he is one of the few Stateside persons who actually heard the commotion that morning, we now would like to establish his identity. Major Longrich recently was in the islands but was unsuccessful in locating the old K6SRZ logs for that period.

Hams, as a rule, are a patient lot. Yet we doubt that the other end of this K6SRZ QSO is still standing by waiting for the answer to his inquiry. Anyway, the ex-K6SRZ gang would like to find him. Can you enlighten W2TNC?


Where:


Don't overlook IARU News in this QST for it includes a revised tabulation of QSL bureaus throughout the world. KB6BA (ex-KL7CB-W0ASN-KH6AMZ), who takes over the Canton Island bureau, expects to inhabit the KB6 area for at least two more years. . . . ET3S of Addis tells ZD6BX that stations he works should QRX for his cards before shipping their own QSLs Ethiopiaward. . . . Although Thailand—along with Cambodia, Laos, Viet-Nam, Indonesia, Iran and Korea—still is on FCC's ban list, for correspondence purposes you can reach HS1D, James D. Fry, jr., at JUSMAG, Box B, APO 74, c/o Postmaster, San Francisco. . . . From LeRoy Waite of NNRC we learn that LU9AH, Jose Guerra, Dpto. Com. Nav. MM, Buenos Aires, Argentina, acts as QSL bureau manager for LU "Z" stations. . . . VP8BE tells W6WKE he's shipping a batch of Grahamland pasteboards northward this month and expects to remain active until March. . . . Notes from W2MLO: (1) MP4BBL, a Bahrain mechanic, laboriously patches up homemade QSLs until an order of 2000 arrives. He vows 100-per-cent QSL although it may take some time to lick the zooming backlog. (2) SV0s WK and WL (K6AUU and W6ZID) who recently completed their Crete jaunt, desire stamped self-addressed envelopes be sent to them at APO 206, c/o Postmaster, New York, N. Y., by those Ws seeking deserved Crete confirmations. . . . Please bear in mind that none of the addresses to follow is necessarily "official" nor can we guarantee accuracy. Thanks to W1s RDV UED WPO WPR, K2GFQ, W2WZ, W3s SOH WPG, WN3ZOG, W4s UF YDT YZC, W5WQN, W6s GPB UJ, W8CED, W9CFT, F7BM, KR6OS, ZD6BX, NCDXC, NNRC, WGDXC and 200-DXC for this rundown:

AG2BR, Bill Roth, APO 209, c/o Postmaster, New York, N. Y. . . . BV1US, MAAAG, APO 63, c/o Postmaster.

* New Mailing Address: Effective immediately, please mail all reports of DX activity to DX Editor Newkirk's new QTH: 5833 North Kenmore Ave., Chicago 40, Illinois.

San Francisco, Calif. . . . CE2AN, Casilla 3016, Valparaiso, Chile. . . . CM2XZ, Jorge Smith, 3A No. 8, Miramar, Havana, Cuba. . . . CN2BA, Ahmed, R.Y. Cajal 19, Tangier Zone. . . . CN8ED, L. C. Couchman (W6STP), NCF, USNAF, Navy 214, Box 50, FPO, New York, N. Y. . . . CO2IP, Dolores No. 10, Sta. Amalia, Havana, Cuba. . . . EA9EB, Box 662, Medilla, Sp. Morocco. . . . ET2PA, P.O. Box 379, Asmara, Eritrea. . . . ex-F7AZ-DL4BB, Maj. F. L. Ziegler, W3BTP/8, Box 365, Hq. AMC, Wright-Patterson AFB, Ohio. . . . FB8BC, Box 587, Tananarive, Madagascar. . . . FB8BN, Box 806, Tananarive, Madagascar. . . . HC1LE, Box 2229, Quito, Ecuador. . . . HI8WA (QSL to W4QV). . . . HR1JZ, J. Zelaya, Tropical Radio, Tegucigalpa, Honduras. . . . KA2KS, Box 31, Navy 830, FPO, San Francisco, Calif. . . . KG6IG, Navy 905, FPO, San Francisco, Calif. . . . LU7ABL (also LU8ABL and LU0ABL), Alberto O. Fernandez, Casilla 5197, Correo Central, Buenos Aires, Argentina. . . . LU8DEV, J. M. Nobio, Rivadavia 620, S.I., Buenos Aires, Argentina. . . . MB9BJ (QSL via RSGB). . . . OQ5ZZ, P.O. Box 377, Elisabethville, Belgian Congo. . . . OX3AY (QSL via EDR). . . . PJ1F, 24 Jacob van Campenstraat, Heemstede, Netherlands. . . . SU1MQ, c/o ISWL, 86 Barrender Rd., London N. 10, England. . . . TG9EA, Rafael Arocha, P.O. Box 115, Guatemala City, Guatemala. . . . ex-TI2TG, Tom G. Gabbert, 1820 Poli Street, Ventura, Calif. . . . ex-VK1BA, Brien Fiebig, 48 Blackburn St., Maddington, W. Aus., Australia. . . . VK9OK, Len J. King, c/o DCA, Norfolk Island, Australia. . . . VQ4EG (ex-MI3TM), Box 4383, P.O. Westlands, Nairobi, Kenya. . . . VQ4EZ, Box 1313, Nairobi, Kenya. . . . VS1EW, Box 1158, Singapore, Malaya. . . . ex-VS9AW, Cpl. H. J. Wheeler 3500323, No. 1 Revg. Stn., Chikang, c/o RAF Maintenance Base, Seletar, Singapore 28, Malaya. . . . XE5PC/M (QSL to W6MYC). . . . XZ2OM, F/Lt Aung Myint, BAF, Box 1490, GPO, Rangoon, Burma. . . . ZA1BB, Box No. 2, Kurce, Albania. . . . ZB1AUU (QSL via RSGB). . . . ZD8AA, T. Shpherd, Cable & Wireless Ltd., Ascension Island, So. Atlantic. . . . ZD9AC (QSL via ZS1FD). . . . ZB6JJ, A. R. Evans, P.O. Box 846, Bulawayo, So. Rhodesia. . . . ZP5GM, c/o U.S. Embassy Asunción, Paraguay. . . . ZS1RG, T. A. St. Johnston (G6UT), "Hauptville," Constantia Rd., Wynberg,





Left: ON4VV's installation is a good example of the more elaborate Continental hamshack. Rene operates most amateur bands and also performs duties as UBA society's secretary-general. . . . Right: OQ5ZZ showed up on schedule in early September, operated by UCAR personnel at the Commercial and Industrial Exhibition, Elisabethville. In the UCAR booth we find (l. to r.) OQ5s PU LY RU AJ and HG. OQ5ZZ had 276 QSOs on twenty meters, 54 on fifteen, 13 on forty, 2 on eighty and 1 on ten; all continents and 59 countries were worked. OQ5CP sat in to roll up 93 of these contacts. Specially designed OQ5ZZ QSL cards are on the way.



Cape, U. of So. Afr. 5A4TS, P.O. Box, 372 Tripoli, Libya.

Whence:

Asia — XZ2OM, whose new address appears in "Where," operates regularly on (A3) 14,120, 14,240 kc.; (A1) 14,020, 14,050 and 14,100 kc. KR6OS finds him available daily between 1230 and 1600 GMT with 40 watts to an 807, a dipole antenna and an AR-88 receiver. . . . Bad news for W1WPO and others: Ex-AP2N, according to friend W9FKC, hasn't been in Pakistan since last December. Norm now is in India and hopes to remain there permanently as a VU2. . . . KR6OS keeps losing antennas in Okinawan typhoons; an 8JK beam was the most recent casualty. "Have been disappointed by QSL returns—64 countries worked and only 26 confirmed so far—but pleased with the fine W QSL return. Paths seldom open for Ws during my present operating period (1000-2000 GMT)." . . . KA9AH is an instructor in the 1st Calvary Division's Hokkaido radio school. . . . "The Chinese Nationalist Government has assigned the local call sign BV1US to the MAAG MARS station AB1US. . . . Call sign BV1US will be used when operating on 7060, 14,050, 14,250, 21,200, 26,980, 28,100 and 29,050 kc." This from Co. W. B. Latta, USA. Thus the AB1US gang now can do business toward widely needed Formosa DXCC credits. . . . In a note to W6SWG, CR9AF registers his expectation to become a CT1 sometime after next March.

Africa — A Mr. T. Shepherd, who penned the following excerpt to W6UJ, is about to fire up ZD8AA on Ascension Island. "This is to inform you that ZD8V is a pirate. We are being inundated with QSL cards and letters and our tiny P.O. is getting blocked with them." . . . W3SOH hears that a USAF detachment is setting up on Tristan da Cunha. More future ZD9s? . . . During his 6-month South African visit G6UT will be QSOing DX buddies behind the label ZSIRG. . . . That fat 14-Mc. 'phone signal of ZS5NZ stems from an 814 100-watt and 3-el. squitter. He receives with an Eddystone 750.

Oceania — From G2RO, now touring Pacific areas with his fantastic 15-watt, we receive this tentative itinerary: Solomon Islands, Nov. 22nd through Dec. 7th; Gilbert & Ellice Islands (and possible near-by stops), Dec. 30th through Jan. 12th; Cocos Islands, Feb. 6th-8th; Mauritius, Feb. 8th-12th; Kenya, Feb. 12th-18th; and back in London by late February. . . . From KB6BA re Canton ham doings: "With the departure for the mainland of KB6s AO and AY a few days ago our ham population now is down to two—KB6AQ and myself. KB6AO accepted a position with CAA in the Bay area and KB6AY is slated for Albuquerque, N. Mex." KB6s AQ and BA prefer 20 meters, A3 and A1, and the latter is rigging up a 60-ft.-high 3-el. beam while considering possible s.s.b. work. KB6BA anticipates no local VR1 activity in the near future. . . . W6YY gleanings: VR2BZ/ZM17 knocked off 29 W6s, seven ZLs, four W4s, three W6s, two W9s, two KH6s, and single W5 W7 W8 K V4 VE6 and KL7 customers during his August Tokelaus escapade. Bari's present assignment calls for further visits to ZM17 areas—keep QRV with that

QRO! From ZK1BG: "Lately I have been receiving many QSL cards from European amateurs for 20-meter operation in July, 1954. . . . I have not been on 20 since before Christmas, 1953. There are two ZK1s very active on 20—ZK1AB and ZK1BI—but I, myself, stick to 80. ZK1AB is consistently on 20 around 0400 GMT." ZK1BG regularly haunts 3512 kc. beginning at 0800 GMT.

Europe — 3A2AW (SM5ARP) made it to Monaco again this year but QSO'd just one U. S. station—W2DOD on 40. Carl admits he was very QRL having fun at Monte Carlo. SM5ARP now has 183 countries confirmed, 169 on 'phone. . . . PJ1F, school station at Haarlem Technical College, Netherlands, aims to QSO more W/VE/VOs in the future. . . . CT1CL gives 75-meter 'phone a try every Sunday from 0500 to 0830 GMT on 3700 kc. . . . F7BM, formerly the call of W8DMZ, now is used by W9YTY in the La Rochelle, France, area. F7BM has 86 countries and 42 states confirmed toward DXCC and WAS trophies. Other Yanks in F7-land include W4YDF, W5VOK, W7WJV, W8SXL, W6JEY (F7DH), W0UPM, K2ICH, K2JCS and K6CDT (F7CZ). . . . Concerning the transatlantic crossing of British 61-foot lifeboat *Aries* (p. 58, June QST), W1RSC was of emergency assistance on July 22nd when the vessel's ship-frequency gear conked out. W1RSC, contacting the boat on 7 Mc., forwarded word of the predicament to the Coast Guard for relay to the British Admiralty, London. *Aries* made home dock okay on August 10th after 55 days and 8200 miles of ocean hardship.

South America — In QSO with W9HUZ, VP8AA confirmed the present absence of ham activity on South Sandwich and South Georgia islands. VP8s AA AZ and BE are very active from Grahamland; VP8s AQ and AX, South Shetlands; and VP8BC, Falklands, with an input of 0.2 watt. . . . San Andres & Providencia Islands (HK9) is a country newly added to the LABRE (Brazil) WAA-award list. Newfoundland & Labrador (VO) credit for WAA henceforth will be given only for QSLs confirming QSOs made before Dec. 31st, 1954.

HEREABOUTS — FM7WN still works toward an FG7 ham-style vacation, according to W6YY. John also found XE5PC mighty popular on 20 'phone, who turned out to be W6MYC mobiling in the higher mountain reaches of Mexico. . . . W4HQN understands that his was the only 75-meter 'phone heard by the KC4AB gang on Navassa (and while operating mobile, at that). . . . Ex-VR2CD (VE7ASL) dropped in at ARRL Hq. on his mobile-style tour of the U. S. Chas successfully dodged windy YLs Carol, Edna and Hazel on a journey which ultimately will wind up in Hawaii. . . . In addition to heavy editorial work on NCDXC's *D'Xer*, W6GPB managed to elinch a DUF-IV diploma. . . . W6TTI, chairman for the 6th annual DX Conference sponsored jointly by the Northern and Southern California DX Clubs and scheduled for January 15th-16th at the Fresno, Calif., Hotel Californian, is standing by for inquiries and reservations at P.O. Box 75, Oakland. DXers throughout the world are welcome. . . . W5BDK blew into the Virgin Islands and W9NN did some Geiger-counting while in the Dakota hills. . . . W8KBT lost his 10-over-20 and a 40-foot tower in recent breezes. . . . Write Radio Club of Cuba, Lealtad

660, Havana, for information on their WWI (Worked West Indies) award, a certificate based on 24 QSOs with 20 Caribbean areas. . . . Please note the new QTH of your conductor, Jeeves figured it was high time we got back to the Midwest and did something about that puny 123-confirmed W9BRD countries total!

What:

In the text to follow, frequencies (given in number of kc. above the lower band-limit) appear in parentheses, times without, E.g., (9) = 1,009 kc. If the paragraph deals with 20-meter work, times are 24-hour time, zone or GMT specified, using the nearest whole-hour figure such as 1 for 0120 or 0650, 0 for 0015 or 2349. As a rule each DX call is mentioned but once per band.

Tremendous yankings on Jeeves' tortuous grapevine confirm October and November as the hottest North American DX months in years. Gaping breakthroughs intermittently cracked every DX band from 1.8 to 30 Mc. wide open.

Ten 'phone put on a show reminiscent of late-1940s performance with every continent but Asia reported pouring r.f. into the U. S. East Coast. W4NQM heard more darned DX than he had time to work but did raise CR6BX (200), OQ5RT (300), VP8 2MY 3LF (495), VQ2FU (410), several ZSs and many South and Central Americans. Best times, between 1540 and 1730 GMT. . . . W4NQM's 28-Mc. colleagues had a ball, too, as follows. W3QYF: CE2s HD HJ HN, a CR6, CX1s BV GG, HC1RT, HK5ER, HP1FA, HR1LW, fourteen LU8s and ZS6OQ. W3QMG: a CE2, HP1AC. LU8s, PY3AES, W4ABU: CE2s HN IT, a CR6, CT1s CL GW, 14 LU8, four PYs, VQ2DT, YV5s galore, ZS6s RW OP OQ UM ZO, W4IFRV: a CE2, CXs 5CE 7BA, HP1s CN TS, TI2RL, YV3BD. LU4AA: CP5AB, EL10A, IIs CGE CXJ, KH6ARE. LU4AAT: CN8ML, CT1s ER EV, EA4s DU EP ER ET EU, F3YQ, KA2KC. . . . K2s AJD EFB, W3s ESE NUM OSF SLE, W4s WVM ZZA, W0BJP and KP4QA also were in there pitchin'. . . . (3)IDG reports much U.K. rejoicing at the behavior of 28 Mc. Heard or worked by Gs 2YZ 3HFJ 3IDG 5LB and 8SY: CRs 6BX 7IV, CX4CS, LU3AQ, OQ5RU, PY1AGP and ZS6BW.

One-sixty c.w., at the other end of the DX spectrum, continued production of transoceanic QSOs as begun in late September. W9FIM chatted with ZL2BE (97) 2 CST with the assistance of his new 125-foot vertical. . . . W1s BB VDB and W3RGQ got across to Gs 3PU 5JU, while W3E1S also made the grade with G5JU. . . . EL2X and LU3EL are reported active on 160. When the ZC4 gang gets fired up, 1.8-Mc. WAC possibilities will be assured. . . . From W3RGQ we learn that VQ4s AQ CH FB RF, VSs 1FK 2EB 6CN 6CQ 6CZ, ZC5VS, TE2BK, HK4DP and YU1GM are looking forward to working 160-meter Ws this season. W3RGQ, together with over 30 interested top-band DX hunters, also has provided VR3A, YV5DE and others with 160-meter crystals. DX stations sincerely interested in top-band work, and whose only obstacle is lack of proper crystals, are invited to contact W3RGQ who offers his services as a center for the assembling and dissemination of 1.8-Mc. news. Between Shely and WIBB (see accompanying box announcement) this season's activity should be well nurtured and reported!

Twenty 'phone still looks good from the ARRL DXCC Countries List angle. DL4ZC helped himself to EA8BX 17 GMT and HR1CB 21, while W9EU raised HH3DL (180) 10 CST and HI6EC (176) 18. . . . Iwo's KA0LJ (235) 7, KR6KS (220) 7, KX6AF (230) 7, VP2DN (60) 15 and VS2EB (145) 7 answered W5UUK, times CST. . . .

Shickdom of Qatar station MP1QAH has been the object of high 11-Mc. pursuit for many months. The shack's exterior appears at left, designed to ward off Persian Gulf three-digit temperatures. The shack, at right, combines a commercial point-to-point layout with ham-band gear. (Photo via GAZU)

160-METER TRANSATLANTIC TESTS

Plans for the 1954-1955 series of 160-meter DX tests, as arranged by interested U. S. A. and British amateurs, have been completed and all "Top Band" stations throughout the world are invited to participate. Conditions are expected to be good, for transatlantic and New Zealand-U. S. A. contacts occurred as early as October 9th. Regular nightly activity is anticipated and concentrated efforts are recommended as follows.

Dates: December 5th and 19th; January 2nd, 16th and 30th; February 13th.



Times: The period between 0500 and 0800 GMT is recommended. W and VE stations are urged to transmit on the hour for five minutes, listen for DX answers for five minutes, transmit for another five minutes beginning the tenth minute after the hour, etc., until DX contact is established. Transmissions by DX stations will commence five minutes after the hour and continue in like fashion. Take care to maintain time-piece accuracy! Use the call "CQ TEST" if desired. Contacts should be kept short to ensure maximum opportunity for all participants.

Frequencies: Look for U stations on their assigned band, 1825-1875 kc. ZLs will be using their 1875-1900 kc. segment. DX stations are urged to tune all W/VE sectors - 1800-1825, 1875-1900, 1900-1925 and 1975-2000 kc.

Reports: Stewart S. Perry, WIBB, 36 Pleasant Street, Winthrop, Mass., will appreciate reports from participating W/VE stations. DX stations can communicate their results to I. H. Thomas, G6QB, Forest Barn, Turkey Road, Bexhill, England, Good Luck!


Note: See text for news of additional organized 160-meter activity sponsored by the Top-Band DX Club and W3RGQ.

For the "200" DX Club, W5KUC records the 14-Mc. radio-telephone availability of one AC4NC (100), CR8GJ (158) 14-17 GMT, FR7ZA (120), FJ8s AA (200) 5, AB (200) 5, HE1LAA (103), KC6s AA (234), ZB (210) 14-16, MP4QAH (132-185) 15-16, OY2Z (145) 15, PX1YR (125), LZ1s KDP (120-150), KPZ (120-150), VQ6LQ (71), VP8s AA (148) 0, AK (125) 0, AQ (130) 0, BC (125) 0, VR3A (140), VSs 4HK (95-100) 15-16, 9AS (100) 18-19, VU8s 2RX (160-190) 16, 5AB (140), YA1AA (198), YK1AJ (142), ZA1BB (165) 14, ZCs 1AC (165), 3AC (120) 10, ZM6AT (165), 4S7s BR (105) 17, LM (105) 16-17, YL (95-190), 4X4DK (207) and 9S4HS (140) 16. . . . W5FXN, scribe for the West Gulf DX Club's DX Bulletin, specifies 20-meter A3 activity on the parts of CRs 6AC (111) 22 GMT, 6BX (113-148) 22, 6CS (32) 21, 7AR (150) 14, EL2X (190) 2, BT2ZZ (150-190) 16-18, FQ8s AK (114) 23, AQ (107) 21, AR (116) 23, AT (135) 20, FY7YE (300) 15, GD3IBQ (178) 15-16, HE9LAA (95) 14, OQs 5AO (110) 19, 5FN (112) 20, 0DZ (139) 20, ST2NW (144) 20, TF5SV (107) 16, VK9s BS (193) 14, CR (140) 14, DB (191) 14, GV (124) 14, OK (164) 2, YT (201) 13, VQs 2DC (125) 21, 2DI (160) 21, 2DT (120) 20, 3AV (130), 4EZ (137) 19, 4RF (187) 20, VP8 2DA (140) 14, 3LF (150) 22-23, YU2DC (152) 22, ZB2A (112) 18-19, ZDs 3BF (107) 21, 4BL (113) 21, ZEGJJ (118) 21, ZM6AL (162), 3V8s AN (210) 20-22, BB (195) 20-21, 4S7FG 17 and 4X4GT (131) 15. . . . Newark News Radio Club 20-'phone luck: AG2s AB BC, CN2AD (175), CP5s AQ/CP6 (230), AV EK ES, CR4s AD (135) 16, AI (125), CS3AC (321) 19 EST, EA6 6AW 6BS 8AP 15, 8BG 16, 8BL 8EE,



EL6A 16, ET2LV 17, FM7s WN WU, FO8AB (160) 23, HZ1AB, IT1BXX, KG6AA 16, KR6s AZ OY, KT1s NX PU (350), UX (95), KX6s AF BU, LX1s BU DG, MF2AA, OD5s AB 15, BA, OQ5s FO GM (170), VP, FJ2s AF AQ (160), SP3AK, SU1s MR SW 13-14, SV0WO, TAs 2EFA (200), 3AA, TG9s AB BA RV, VP, 1GG 1SJC 2AD 2DL 2DN 7NG 7NS 7NU 7NV, VQs 2FU (140) 14, 4NZK (135), VSs 1BT 1FP 1FS 2DS, YNs 1AFM 3ET, YS1s JR MS (185), 0, YU1GM, ZB1s CA CM (185), ZC5VR 15, ZD4BK (115), ZM6AC, ZS7C 17, 3V8AS, 4X4s AB AM, 5As 1TZ 2TZ (325), 3TC 3TE (115), 4TR (110), 4TS (95) and 4TU 15.

Twenty c.w. is still around, to put it mildly. W2WZ worked DU7SV (90) 13 GMT, FK8AO (39) 13, FR7ZA (18) 13, KM6AX (62-107) 2-20 on both paths, VK9OK (73) 2, VP8AA (51) 21, VR2s CG (17) 13, CY (19) 2-3, VSs 4HK (80-100) 13-16, 6CG (91) 13 and ZEGJJ (17) 12-13 W9KXK concentrated on LU "Z" fellows: 1ZS (48), 4ZB (20), 7ZM (32), 7ZO (45), 8ZS (60) and FQ8AG (85), reaching 121 confirmed W9HUZ, who still needs a few states for WAS despite 216 DXCC countries worked, bagged CP3CA (50), VK9AU (68), VP3FD (54), VQ3CC (70) and ZS9I (73) CRs 6CS (80) 14-15 CNT, 7LU (75) 15-16, CT2BO (5) 11, EA8BP (50) 14, F9QV/FC (36) 16, FQ8AX (52) 14-15, FY7YE (57) 17, HA7OL (49) 8, HR1MC (35) 17, LB8YB (37) 7 in Greenland, LU8 2ZC (30) 7, 4ZL (31) 16, LZ1KAB (77) 12, MDSFH (23) 8, OQ5s GU (41) 17, PE (83) 16, RU (86) 18, OX3UD (46) 14, VQ4s CV (28) 13, ERR (14) 14, FK (55) 16, YI2AM (25) 9, ZD2DCP (77) 15 and 4X4AM (62) 13-14 responded to W9EU. Alex still stalks FB8s BE (20) 13, ZZ (22) 13-14, HZ1AB (16) 8, VQ6LQ (58) 8, ZC7s HB (57) 14, AM (67) 15 and ZS7D (56) 13 W5UUK did well with CR6AI, CT3AB (7) 19 CNT, EA9s EB DF (78) 19, FM7WD (110) 7, Trieste I1YCV, IS1AHE, KX6BI, ODSLK (18) 17, SP3AN, TFs 3AB 58V, ZD4BT (69) 19, ZPs 5GM (66) 18 and 9AY DL4ZC raised FM7WP 20 GMT, FQ8AG 19, ISPP 18, VP8AO 20 and VS9AN 19 DU9JO, ET3S, FB8s BC BN XX, MP4QAH, OD5s AV LJ LX, ST2s AR (30) 20 GMT, NG, SV1AB, VK1EG of Antartica, VSs 1EW 1YN 9AS, VU2s CS RX, ZB1s AJX and BU were happy to land ZD6BX Nifties snagged hither and yon, at W3GVZ: LZ1KSP, ZD6BX. W3WFG: ZB2A. W4YZC: a CR6, FQ8AF, SL3AG, an ST2. W6GPB: up to 199 with HISWA (100) 13 PST, VK9RH (72) 19 of Norfolk. W6UED: LU1ZT. W9APY/5: CS3AC (45) 1 GMT, an EL2, JA6AK (80) 15, LU1ZL (85) 0. KR6ON: ZS3AH (25) 20 GMT WGDXC recommendations for 20 c.w.: CE7AA (53) 0 GMT, EA8BF (38) 21, ETs 2PA (60) 20, 3R (60) 20, FF8s AJ (71) 22, AP (75) 21, FO8s AB (90) 3, AG (60) 2-3, FQ8s AA (51) 18-19, AR (71) 21, FWSAB (80) 3-6, I1YCA/Trieste (28) 19, LU9ZM (84) 0, MP4BBL (70) 15, OQ5BB (15) 20, OX3s EL (50) 17-18, UD (60) 15, SV1SP (100) 21, TA3AA (20) 13, TG9AZ (40) 20, VQs 2AB (66) 20-21, 2GW (85) 21, 4BNU (37) 19-20, 4EL (40-70) 19-20, 4EN (37) 20, 4EZ (20) 18-20, VS1BJ (80) 15, ZB1CH (47) 20, ZC4GF (40) 18, ZD4AQ (42) 21, 4X4s BX (18) 16, FA (37) 17 and 9S4AX (97) 16 No. Calif. DX Club's D.Xer adds candidates C3AR (20) 21-22 PST, CN2BA (20) 13, CRs 6BW (70) 11, 7AF (50) 11, FF8GP (95) 13-14, IT1TAI (50) 10, KG6IG (60) 20-21 of Chichi, MF2AG (20) 8, ST2AC (22) 9-10, TA2EFA (45) 11, TF3AB (52) 10, VP8 7NG (10) 14, 8BA (68) 16, VR3A (51) 18-19 and ZM6AL



EA6AW is good for a fast Balearics Islands QSO and QSL. A 28-watt rig and 5-tube super are served by a 68-foot inverted-L antenna. (Photo via W5UUK)

(42) 19-20 to the 14-Mc. DX grab bag HA5KBA (49) 13 EST, JAs 4AF 6AD 9CA (70) 19, YO3s RD RF and ZC4PB (50) 17 are among K2BZT's large collection W8PCS accounts for CR4AL (65), GC2FZC (63), VQ2JN (75) and other goodies already mentioned.

Forty c.w. treated Mississippi's W9APY/5 to EA8BF (20) 3 GMT, FO8AC (33) 6, HC1LE (30) 4, HRIJZ (20) 4, KG6FAA (47) 11, LU8 4ZB 6, 7ZO 7, SU1FA (20) 0, TG9AZ (30) 2, VP8s and many ZLs CN8CG, EL2X (15) 7 GMT, LZ1KAA, ZD2DCP (12) 0 and ZEBJG (30) 0 answered W3WPG. Harold's XYL WN3ZOG found CM7JA, KP4UE and WP4YD workable on Novice frequencies W6s MPY OYS RW SA SWG VBY and VUP contacted ZD6BX around 1630 GMT. ZD6BX also hooked 7-megacyclers JAs 1XR/JA0 3AA 5CP 6HK, VK1DY, VQ3s CC DR, VS2CR and VU2BY CT2BO (18), CX6AD (15) 5 GMT, HK0AI (40) 3 on San André, KC6AA (10) 11, KM6AX (20) 7, LU2ZI (8), TG9AF (19), VK1GA (30), VP8s AA (45), AZ (18-40) 5, BE (3-20) 4-6, VP2SH (31), VR2BZ (31-45) 9, ZEs 3JO (12) and 5JJ (53) fattened W9HUZ's 40-meter ledger According to 200-DXC advices, FR7ZA and VQ8CB schedule on 7007 kc. at 3 GMT W7JLU nabbed FO8AK (25), HR1MC (50) 4-5 GMT, JAs 3Q (35), LU1s ZS (20), ZT (15) 8, TI2BX, VKs 1AC 9PF (5) 9, VP8s 6GT 6PG 8AO (15) and others 7-Mc. good fortune at this shack and that shack — W8SO: HA5KBA, an HK0, LZ1KDP (10) 21 EST, SU1WW (6), ZB1BV (28) 12. W2QBB: raised a CT2, heard PJ2CE (30) 20 EST. W8WZ: FR7 HK0, LU9ZM (22) 7 GMT, VP8AE (16) 5. W4YZC: an EL VP8, FAs 8DA. W8PCS: a Grahamland VP8. W9KXK: a Macaquarie Island VK1. W9QBA: VR2AS 8-9 GMT. DL4ZC: So. Americans and TI2PZ 23-0 GMT The WGDXC boys annotated 7-Mc. items DU7SV (27-40) 8-10 GMT, FB8XX (20) 2, FG7XA (7) 3, FK8AB (22) 8, JAs 1FA (17) 10-11, 2BL (20) 12, ST2NG, VP3AT (3) 5-6, VQ6LQ (25) 15, VR2CCG (18) 12, ZDs 3BFC (40), 4AB and ZM6AL (5) 7.

Forty 'phone was tagged for CO8s, KG4AE (207) 7 EST, KH6FAA (204) 7, TI2WZZ (265) 23, VK3ATN (135) 7, VP8s 5DX (195) 6, 9BU (255) 18-19 and ZL1BY (150) 6-7 by W1APA NNRC ears heard 7-Mc. A3ers

(Continued on page 168)

HK0AI singlehandedly represents San Andres & Providencia Archipelago on the ARRL DXCC Countries List. Vic regularly is found on 40 meters where he enjoys his exclusive DX status and popularity.

QST for



The World Above 50 Mc.

1215-1300 2300-2450 3300-3700 5650-5925 10,000-10,900 21,000-22,000 35,000-9

CONDUCTED BY E. P. TILTON,* WHDQ

ANY good v.h.f. man knows that September and October are the wrong months to be away from home. This was never more true than in 1954; your conductor was only two days out on a 7-week western tour that started Sept. 2nd, when things began popping. Since the early '30s Labor Day week end has marked the beginning of the fall v.h.f. DX season, but with our much-improved equipment and more widespread activity records topped this year as never before.

Just compare the 2-meter states-worked box in November *QST* with the one appearing in these pages and you begin to get the idea. New states were being added everywhere; one operator reaching a grand total of 29! The 220-Mc. record was extended for the first time in two years and now stands at 700 miles. Two-way work was done on 144, 220 and 420 Mc. over many paths that would have been considered impassable to v.h.f. signals only a few years ago. It was a good fall!

Checking of the September V.H.F. Party logs, just being completed as we write, shows 373 reporting. This pushes the fall party just a few logs ahead of the spring affair, and that one set a record for participation and reporting. Growth of interest is particularly in evidence in the Middle West and in W6 and W7. Activity in our v.h.f. parties was once largely confined to the north-eastern seaboard states, but it is no longer that way.

Proof: 155 contacts on 50 and 144 Mc. by W9WOK, Bensenville, Ill.; 131 on 144 Mc. alone by W9KLR, Rensselaer, Ind.; 196 in 17 sections on 144 Mc. only by W8WXV, Shiloh, Ohio. In Oregon, W7OKV worked 60 stations on 144 Mc., and W7UFE and W7PVZ/7 lead the Washington Section with 63 and 83 contacts on 2 meters, respectively. You had to do better than 100 contacts to rank near the top in most of the California sections. Reporting was way up from W6-land, particularly from the Los Angeles Section, where W6WSQ made 230 contacts on 50, 144 and 220 Mc. Contest details and scores next month.

September-October DX

The big doings of Labor Day week end are rather ancient history by now, but even at this late date some highlights are worth noting. W4UMF, Arlington, Va., reports Wisconsin and Michigan stations coming through on 144 Mc. as late as 1100 on the 4th, with the band opening again in a westerly direction about 2000. At 2055 EST Tom hooked up with W8BFQ, West Richfield, Ohio, on 144, shifting to 220 Mc. shortly thereafter, for what was probably the first Ohio-to-Virginia contact on that band. W2QED, Seabrook,

N. J., also was busy on 220, working W8s SVI LPD DX BFQ and NRM, either two-way or crossband 220-144.

A big event for eastern stations was the appearance of (for most of them) their first Kentucky signal on 144 Mc. Working as fast as possible, W4PCT, Covington, provided contacts with his state for 2 Massachusetts, 6 Connecticut, 12 New York, 16 New Jersey, 1 Maryland, and 14 Pennsylvania stations between 1922 and 2330 CST. W8BFQ worked the same number of stations as W4PCT on 144 Mc., 52. Hers were divided between 6 W1s, 18 W2s, 8 W3s, 8 W4s, 4 W8s, 6 W9s, and 2 VE3s. Margaret also worked W4UMF, W3s SUK MRQ/3 LZD, and W2s QED FBZ DZA RFV, W8DX and W9OVL on 220 Mc. On 432 she worked W3RE, W3MRQ/3, W2QED, and was heard by W1VNI, Azawam, Mass. This last one would have been a new record if Harold had not had feeder trouble on his 432-Mc. beam, preventing him from making it a two-way.

Probably never before in v.h.f. history had there been such mass work over the Allegheny Mountains, but we suspect that this general success was more the result of improved equipment and polarization standardization than of exceptional fall conditions. These 400- to 800-mile contacts are being made increasingly often over mountainous paths, and getting both areas on the same polarization seems to have been an important factor in this. We feel reasonably sure



W0ZJB	48	W5VY	48	W9ZHB	48
W0RJV	48	W5GNQ	46	W9QUV	48
W0CJS	48	W5ONS	45	W9HGE	17
W5AJG	48	W5JTI	44	W9PK	47
W9ZHL	48	W5ML	44	W9VZP	47
W9OGA	48	W5FW	44	W9RQM	47
W6OB	48	W5JLY	43	W9ALU	47
W0INI	48	W5JME	43	W9QKM	46
W1HDO	48	W5VY	42	W9UIA	45
W5MJD	48	W5FAL	41	W9UNS	15
		W5FSC	41	W9MFL	36
W1CLS	46	W5HLD	40		
W1CGY	46	W5HEZ	38	W0QIN	47
W1LLL	46	W5FXN	38	W0DZM	47
W1GJO	45	W5LIU	37	W0NFM	47
W1LSN	44			W0TKX	47
W1HMS	43	W6WNN	48	W0RYF	47
W1DJ	41	W6ANN	45	W0JOL	46
		W6TMI	45	W0HVW	46
W2AMJ	46	W6IWS	41	W0MVG	46
W2MEU	46	W6OVK	40	W0WKB	45
W2RLV	45	W6CGC	35	W0TJF	44
W2IDZ	45	W6BWG	29	W0JHS	43
W2EJL	44			W0PKD	43
W0GYV	40	W7HEA	47	W0IP1	41
W2QVH	38	W7ERA	47		
W2ZUW	35	W7BQX	47	VE3AET	43
		W7FDJ	46	VE3ANY	42
W3OJU	46	W7DYD	45	VE3JNY	34
W3NKM	41	W7JRG	44	VE3AIB	32
W3MQU	39	W7BOC	42	VE1QY	31
W3OTC	38	W7JFA	42	VF3DR	27
W3KMY	38	W7ACD	42	XE1GE	25
W3RUE	37	W7FIV	41	CO6WW	21
W3FPH	35	W7CAM	40		
W4FBH	46	W8N8S	46		
W4EQM	44	W8NQD	45		
W4QN	44	W8U7	45		
W4FWE	42	W8RFV	45		
W4CPZ	42	W8CMS	43		
W4BLW	42	W88QU	43		
W40XC	41	W8BFQ	42		
W4MS	40	W8YLS	41		
W4FNR	39	W8OJN	40		
W4IUJ	38	W8LFD	37		
W4BEN	35				

Calls in bold face are holders of special 50-Mc. WAS certificates listed in order of award numbers. Others are based on unverified reports.

* V.H.F. Editor, *QST*.

that the trend to horizontal polarization now showing in some western areas will prove equally beneficial to W6s and W7s who are interested in extended-range work.

October produced v.h.f. DX sessions at least equal to the best that September had to offer. On the morning of Oct. 8th W8BFQ found W4HHK, Collierville, Tenn., and W5RCI, Marks, Miss., coming through well on 144. Contact was made with W5RCI, for a switch to 220 Mc. Rex heard Margaret at once, but she was not able to read his phone. W5RCI then rigged a keying method and at 0910 EST they made it two-way on 220, for a new record of 700 miles.

The band remained open throughout the morning and into the afternoon. W8BFQ made her first contact on 144 Mc. with W5JTI, Jackson, Miss., and skeds were kept hourly. Tim got W5HQC, Rayville, La., on the air during noon hour, and this netted state No. 29 for W8BFQ. They worked solidly on voice at 1421 EST, over a distance of about 850 miles. Then followed numerous attempts at new states each way, but it being midday, activity was low. W8BFQ heard W5FSC, Houston, Texas, and W4UUF, Pensacola, Fla., weakly several times, but no contact could be made. W5JTI and W8EP, Terra Alta, W. Va., were also on the edge of a QSO but never quite made it.

Oct. 8th to 10th was good farther east, also. W3BNC, Hagerstown, Md., worked W4PCT, Covington, Ky., W9MUD, Decatur, and W9UED, Belleville, Ill. W0LHD,

to someone trying to use voice, but W1YQI, Marblehead, Mass., had better luck on Sept. 14th. Coming across some strong aurora signals just before 0030, but having no provision for keying, Bill tried calling W8WXV on 'phone. Al came back, and later shifted to voice, also. Though the signals sounded "like someone shouting into an empty barrel on a moving freight car," they managed a two-way on voice, and W1RFU, Wilbraham, Mass., made it on voice shortly after. These distances, 600 and 525 miles, respectively, are the best we've heard of being worked on voice during a 144-Mc. aurora opening. High power (4-125As at both W8WXV and W1YQI) and the 64-element array 105 feet high at W8WXV undoubtedly had quite a bit to do with this.

The "mountain complex" is gradually being dissipated. As the result of numerous demonstrations of what is now known as "knife-edge refraction" (see October, 1953, QST, page 65) and greater familiarity with the scattering effects that come into play when high power and large antennas are used, more and more v.h.f. men are working out from "impossible" locations. A recent example is the work of W7VMP, Phoenix, Ariz. This station is manned by the Fenwicks, who first made the pages of QST (April, 1952) as amateur radio's first licensed triplets.

They now live in Phoenix, Ariz., where they have a kilowatt rig (pair of GL-592s in the final), a 32-element array and a Tccraft converter. With this set-up it was no time at all before W7VMP (they also hold the calls W7VMU VMQ) began working beyond the mountains, to points never before worked from Phoenix on amateur frequencies above 60 Mc. First came W7JU, Boulder City, Nev., a 240-mile shot, made first on Aug. 22nd. What is believed to be the first California QSO on 144 Mc. from Phoenix came on Sept. 5th, with W6BYE/6, on Santa Rosa Peak, New Mexico was added on Sept. 15th, with W5FAG/5, Mt. Withington. Perhaps the most significant contact was W6NLZ, Los Angeles, 357 miles, Sept. 18th. If there was ever a QSO to dispel the "impassable mountain" complex that has gripped western v.h.f. enthusiasts for a generation, this was it — home-station to home-station over mountains as rough as you're likely to find anywhere. And to prove that it was no one-shot proposition, another contact was made Oct. 20th.

Schedules are now being kept with W6QKI (ex-W3QKI) Sherman Oaks, Calif. (Los Angeles area), regularly. Beginning Oct. 15th, this sked was kept successfully 6 out of the first 7 days. Signals are weak, but in there regularly. Similar results are being achieved with W5VWU, Albuquerque, N. Mex., following a first contact Oct. 21st. This is a 330-mile hop over very mountainous terrain. Best DX to date: W6ZAT/6, Mt. Pinos, 417 miles, during the September V.H.F. Party. Interest in this sort of work is growing rapidly. W7KFS is also on with high power and doing well, and W7FGG will be in there shortly with high power and a 64-element array.

There have been scattered reports over much greater distances from both Arizona and New Mexico recently. W5VWU was heard during the contest by W0TJF, Brice Lynn, Minn., nearly 1000 miles. John has 500 watts and a 32-element array. Meteor-scatter tests between W5VWU and W4HHK are producing some signals, though no communication-quality stuff as yet. W7UPF reports reception of an unidentified W0 on Sept. 20th, and has received information that W0UOP, Des Moines, Iowa, heard him at about the same time.

A fireball seen in the skies east of Albuquerque the night of Sept. 18th appears to have been responsible for several 144-Mc. DX heard reports, though the W0TJF reception (2110 CST) report is about a half hour ahead of the fireball observation. W5VWU saw the phenomenon, aimed his beam at it, and heard several fluttery signals but was not able to identify them. We'd like to collect more information on this one, including specific details on the report of reception of W7VMP by a station in Nebraska. Will anyone who was in on this (time: around 2130 CST, Sept. 18th) please fill us in on details?

Some rather extensive antenna rebuilding projects are under way along the Atlantic Seaboard as the result of the damage done by the several hurricanes that passed our way this fall. W2BLV gives a partial list of 2-meter antenna and/or tower casualties: W2s EH PAU GLV EDA YRW UCV QED FXT VX ZUL, W3IBH, W4s UBY and JCJ. These go a long way toward accounting for the quiet state of the 2-meter band we've noted since our return from the West.

RECORDS

Two-Way Work

- 50 Mc.: C2IAH — J9AAO
10,500 Miles — October 17, 1917
- 114 Mc.: W6ZL — W5QNL
1400 Miles — June 10, 1951
- 220 Mc.: W8BFQ — W5RCI
700 Miles — October 9, 1954
- 415 Mc.: W1RFU — W1VVE
410 Miles — June 12, 1954
- 1215 Mc.: G3QC/P — G8DD/P
100 Miles — July 26, 1953
- 2300 Mc.: W6IFE/6 — W6ET/6
150 Miles — October 5, 1947
- 5250 Mc.: W2LGF/2 — W7FOF/2
31 Miles — December 2, 1915
- 10,000 Mc.: W7JIP/7 — W7OKV/7
109 Miles — August 8, 1951
- 21,000 Mc.: W1NVI/2 — W9SAD/2
800 Feet — May 18, 1916

Overland, and W0ETJ, Elsberry, Mo., on the night of the 8th, and W0YRX, St. Louis, the night of the 9th. This was a "pipeline" to the St. Louis area, with W0YRX running S8 to 9 for about 1½ hours beginning about 2215 EST.

This period netted three new states for W2BLV, Haddon Heights, N. J. George was hearing several W9s and 0s shortly after midnight of the 8th. At 1000 on the 9th, W4HHK was heard calling CQ, and later working W3AIR and W4AO. W2BLV raised him at 1045, at which time the signal of W4HHK was running about S2, with occasional S9 bursts. Paul was having trouble making contacts, as there was little activity to be found at that time of day.

W0LHD, Overland, Mo., used this session to catch W5HQC, W2UK and W3BNC, Louisiana, New Jersey and Maryland, bringing his states-worked total up to 24. Now that there is 2-meter activity in just about all areas east of the Rockies, openings of this sort begin to show something of the DX possibilities of the 2-meter band. A circle of 800 miles radius takes in a lot of territory!

Here and There on the V.H.F. Bands

While aurora contacts have been made now and then with voice on 50 Mc., modulation of any sort has been largely unintelligible on 144 Mc. in most aurora sessions. Usually, if you hear a continuous roaring noise on 144 Mc. during an aurora you can take it for granted that you're listening

2-METER STANDINGS

Call States Areas Miles			Call States Areas Miles					
W1RFU	19	7	1150	W6WSQ	3	3	1390	
W1HDD	19	6	1020	W6BAZ	3	3	320	
W1CCH	17	7	870	W6CNS	3	2	360	
W1IZY	16	6	750	W6MMU	2	2	240	
W1AZK	14	5	650	W6CGG	2	2	210	
W1MNF	14	5	600	W6QAC	2	2	200	
W1BCN	14	5	650	W6EXH	2	2	193	
W1KCS	14	5	540					
W1DJF	13	5	520	W7YMP	4	3	417	
W1MMN	10	5	520	W7JUJ	3	2	247	
				W7LEE	3	2	240	
W2ORI	23	8	1000	W7YZU	3	2	240	
W2UK	23	7	1075	W7JJO	2	2	140	
W2NLY	23	7	1050	W7RAP	2	1	165	
W2AZL	21	7	1050					
W2QED	21	7	1020	W8BFQ	29	8	850	
W2BLV	19	7	910	W8WCY	28	8	1200	
W2OPQ	19	6	—	W8WJC	25	8	775	
W2UTH	16	7	880	W8RMH	20	8	690	
W2PAU	16	6	740	W8WGN	20	8	670	
W2DWJ	16	5	632	W8DX	20	7	675	
W2PCQ	16	5	650	W8BAX	19	7	655	
W2LHL	16	5	550	W8EP	18	7	800	
W2DFV	15	5	—	W8UKS	18	7	720	
W2AMJ	14	5	550	W8RWV	17	7	630	
W2ACU	14	5	450	W8WV	16	7	830	
W2QNZ	14	5	400	W8SRW	16	7	700	
W2BRV	14	5	590					
				W9EHN	23	7	725	
W3RDE	23	8	950	W9FVJ	22	8	850	
W3NKM	19	7	660	W9EQJ	22	8	820	
W3HNC	18	7	750	W9KLR	21	6	690	
W3EPH	18	7	—	W9BPV	20	7	1000	
W3KWL	16	7	720	W9UCH	20	7	750	
W3LNA	16	7	720	W9KPS	19	7	660	
W3BHH	16	5	570	W9REM	19	6	—	
W3GKP	15	6	800	W9LF	19	—	7	800
W3TDF	13	5	570	W9ALLU	18	6	720	
				W9JGA	17	6	600	
W4HHK	26	8	1020	W9WOK	17	6	600	
W4AO	22	7	950	W9ZHL	17	6	—	
W4PCT	20	8	—	W9MBI	16	7	660	
W4JFI	18	7	830	W9BBI	15	6	780	
W4MKJ	16	6	665	W9LBN	15	6	780	
W4UMF	15	6	600	W9JNZ	15	6	580	
W4OXC	14	7	500	W9DDG	14	6	700	
W4JHC	14	5	720	W9FAN	14	7	680	
W4WCB	14	5	740	W9QKM	14	6	620	
W4TCR	14	5	720	W9BOV	14	5	700	
W4URJ	14	5	835	W9LEB	12	7	540	
W4IKZ	13	5	720	W9ZAD	11	5	700	
W4JFU	13	5	720	W9GTA	11	5	540	
W4ZBU	10	5	800	W9JBE	10	5	760	
W4UDQ	10	5	850					
W4TLA	7	4	850	W9EMS	25	8	1175	
				W9IHD	24	7	870	
W5RCL	21	7	925	W9GUD	22	7	1065	
W5JTI	19	7	1000	W9ONQ	17	6	1090	
W5QNL	10	5	1400	W9INI	14	6	830	
W5CVW	10	5	1180	W9OAC	14	5	725	
W5AJG	10	4	1260	W9ZJR	12	7	1097	
W5MWV	9	4	570	W9WGZ	11	5	760	
W5ML	9	3	700					
W5ABN	9	3	780	VE3AIB	20	8	890	
W5ERD	8	3	570	VE3DIR	18	7	790	
W5VX	7	3	—	VE3BQN	14	7	790	
W5FY	7	3	1200	VE3DEB	13	7	800	
W5FEK	7	3	580	VE3RFB	12	6	715	
W5ONS	7	2	950	VE3AQC	11	7	800	
				VE1QY	11	4	900	
W6ZL	3	3	1400	VE2AOK	10	5	550	
W6PJA	3	3	1390	VE2JF	2	1	365	

the six or more stations active on the band. This information is from W8NRM, who is net control for the Cleveland V.H.F. Club. On Monday evenings there is regular activity on 50, 144 and 220 Mc. at 2000 on all three bands. Novice interest in 144 Mc. is high.

There is activity on 144 Mc. in Singapore and Malaya. A report from VS1FP, now back in England, tells of 2-meter interest in VS1 and VS2. He and VS1FJ started the ball rolling, and were soon joined by VS1AG and VS1AD, first in crossband work with 20 supplying the other link. The first two-way work on 144 Mc. was done on October 11th by VS1FP and VS1AD. VS2EB was first worked on October 20th. Several others are in various stages of getting on 144 Mc., and prospects look good for some real activity. The locations are close to the Equator, and many interesting over-water shots should be possible if stations can be found to work in the right places. VS1FP reminds potential VS two-meter enthusiasts that the band there is 144 to 146 Mc.

H. E. M. Stevenson, W5DNN, HC2OT, CO2JF, W5BR

In the high m.u.f. years of 1946 to 1951, few amateurs did more to promote international DX on 50 Mc. than HC2OT, Guayaquil, Ecuador. Steve kept a constant check on the frequencies near the 50-Mc. band, and by comparing notes with men of like interest all over the world on 14 and 28 Mc., he missed few chances to make DX contacts on 50.

Such diligence paid off, and before the sunspot cycle petered out in 1951, HC2OT had worked more than 150 stations on 50 Mc., in 26 states and nearly every country of South and Central America where there was 6-meter activity. To commemorate these history-making QSOs, Steve created the Order of Tropical Tramps, sending beautiful Father Neptune certificates to all whose 50-Mc. signals crossed the Equator to work HC2OT.

In 1951 this famous station passed into history, when Steve's work with a construction firm specializing in large-scale projects in Latin America took him to Cuba. Soon he was on the air there, too, and as CO2JF gave many Ws their first 50-Mc. contact with that country.

Then followed a short period on 10, 6 and 2 from Houston, Texas, under his old call, W5DNN, and later, W5BR. But before long he was off to Latin America again, this time to Northern Chile. Before he had a chance to get on the air as CE1, Steve was transferred to Lima, Peru. There, as OA4DX, he worked principally on 14 and 21 Mc., but kept a watchful eye on his pet band, 50 Mc.

When we last heard from him he was in Colombia, filled with enthusiasm over his promising location, and hoping soon to be trying for 50-Mc. DX as an HK. This was not to be; late in the summer he came back to his home town for treatment of an old ailment, and on September 23rd he passed away in a Houston hospital.

Steve's ham activity began back in the spark days. In the years just prior to World War II he was active on 20, 10 and 5 meters as W5DNN. During the war he served as an officer in the Army Engineers in the China-Burma-India Theater. It was probably as HC2OT that he was best known. His cheery voice and competent fist will be missed by DX men as well as v.h.f. men, for he ranked high in both circles. With a rare combination of friendly relaxed manner, technical competence and operating skill, Steve made *friends*, as well as contacts, on whatever band he used.


S.s.b. on 144 Mc.? Some time ago we reported a W0 as being possibly the first user of s.s.b. on 144 Mc. This brought out the fact that W2JJC, New Market, N. J., has been on since March, his first contact being with K2BJP on the 27th of that month. At that time he had an output of only about one watt, from a 6J6. More recently, an 832A at 30 watts peak has been added. The signal has been received with excellent results by many users of crystal-controlled converters, including W2MIN, some 50 miles distant. The antenna up to now has been a temporary affair lashed to the boom of a 20-meter beam, but a better array is under construction. Arnold says he's heard that a Virginia W4 is also on 2-meter s.s.b. Any others?

Use of the 220-Mc. band for regular nightly rag-chewing is gathering momentum in a number of our metropolitan areas. W9OFZ writes that W0s OFY OFZ MUP ORZ HPS and PYC are active regularly in and around Minneapolis. W9OFY heard W9DRN recently. The boys would be glad to keep schedules with other 220-Mc. operators.

W4EUK, whose letter in September QST, "A Technician Speaks," stirred up quite a hornet's nest, says that it also brought him in contact with several fellows in the Atlanta area who were interested in 220. W4IJX, among them, has already been worked two-way on 220.

Anyone interested in 220 around Cleveland should check the band at 2130, as this is the standard meeting time for

IS YOURS ON FILE WITH YOUR QSL MGR?





Operating News



F. E. HANDY, WIBDI, Communications Mgr.
R. L. WHITE, WIWPO, Asst. Comm. Mgr., C.W.
PHIL SIMMONS, WIZDP, Communications Asst.

GEORGE HART, WINJM, Natl. Emerg. Coördinator
ELLEN WHITE, WIYYM, Asst. Comm. Mgr., Phone
LILLIAN M. SALTER, WIZJE, Administrative Aide

CONSISTENT individual merit in traffic performance is receiving recognition in the awarding of ARRL Traffic Medallions. SCM reports of traffic handled in June, July and August indicate 28 operators first-eligible for the medallions. As we go to press we're awaiting the signed statements from medallion winners confirming "for the record" that the totals were run up at one's own station, reported on time to the SCM, and that operational work included was all done on amateur frequencies. Starting next month the calls of those currently receiving Awards will be noted on the same page as the BPL.

The numerous amateur nets, c.w. and 'phone, are now in high gear for dispatch of routine and emergency traffic throughout the U.S.A. and Canada. This is just to invite one and all to take some part in amateur traffic work; at the least why not gain the procedure know-how of the real communicator by starting a few messages in your section or local net? The latch-string is out. Just about every net welcomes reporters in its sphere of operation, especially if you come up with a message to be relayed. The SCM is reserving a BPL card for you, every month you can make it. Consistent work reporting into the basic section nets in NTS may put you in line for a medallion. See full rules with the announcement of this Award, page 64, August 1954 *QST*. Get started in traffic today; a radiogram to ARRL asking will bring a copy of *Operating an Amateur Radio Station* (booklet) with details on counting and checking traffic, and the QN signals used by nets.

Speaking of Service by Nets. Modest reports from VO6X and VO6N refer to the Labrador Net as meeting *nightly for over two years*, 3780-ke. voice work, regardless of summer or QRM or conditions. VO6N spends about two hours two nights out of three as NCS. "The net serves isolated points on the coast of Labrador. Hardly a week goes by without one or two urgent medical requests being relayed from the local RCAF Hospital or the Northwest River Hospital. The requests at times are vital in saving lives; we also handle traffic concerning evacuations of serious cases, cover frequencies in cases of lost persons or aircraft. Such happen fairly commonly here in the north. Most of us are low power and battery operated. May I say we receive a great deal of co-operation from the general public as well as the military and civilian authorities involved."

'55 Program. Have fun in the Sweepstakes? General operating activities will continue at high pitch this month. The New Year will be marked

by a very full ARRL activity schedule as may be confirmed by a quick glance at the Activities Calendar. December offers a last chance to get those improvements in the operating arrangement, where you have been putting them off. Are you all set for operating with full fast break-in, the receiving set-up the best for maximum signals and noise ratio and general efficiency, impedances matched for top power transfer and 1:1 s.w.r.? It's *not* too late to fix a rig for h.f. (if you have been on v.h.f. *only*) or a v.h.f. rig (for the v.h.f. SS Jan. 8th-9th) if up to now you have only experienced the low end of our spectrum! All Novices should get our free log form to be ready for Jan. 8th-23rd operation in the Novice Round-up, rules elsewhere in this issue. The DX-minded gang according to reports is already putting up new beams and kw. finals for the annual DX contesting time coming up in February. The story is the same; with the good midwinter conditions activities will come so hot and fast after the turn of the year you can't make them all unless the technical matters are finished now in December!

RTTY. The RTTY Society of Southern California held its second annual RTTY Sweepstakes, October 30th (9 P.M. EST) to Nov. 1st (3 A.M. EST). VE3GL reports working F7BM quite often. KA2WW and others overseas are getting operational according to reports. The East Coast RTTY Net meets each Wednesday 3620 kc. at 7 P.M. EST. W3PYW then clears with W9TCJ, NCS of RTNET Midwest meeting at a later hour. RTNET So. Cal. meets Tuesdays 8 P.M. PST on 147.85 Mc. with W6AEE having liaison through 7140 kc. schedules to the first mentioned groups.

Region I, Civil Defense Test. Federal Civil Defense Administration Headquarters has just written ARRL of tentative plans for a civil-defense test of stand-by radio planned tentatively for February, 1955. Plans call for a careful survey of the amateur facilities in the whole Region I area (New York, New Jersey, and New England). Results and conclusions should be applicable to all parts of the nation.

FCDA in asking the assistance and coöperation of ARRL in these plans has in view the maximum development of radio stand-by facilities and their integration at state and local levels . . . and expansion, testing and recruiting efforts looking to February. All ECs and SECs in Region I have been notified. Your monthly reports to ARRL as well as the special questionnaire put out on this test will indicate what this whole ARRL leader-

ship crew can accomplish, working toward a definite objective over the all-too-short period from now to February!

Throughout the nation FCDA is asking fullest participation of both the Amateur Radio Emergency Corps and every RACES group and the expediting of Radio Amateur Civil Emergency Service plans in all states and communities. *Monthly reports* by each EC and Radio Officer should cover training activities, radio drills, new members brought into groups, extension of plans and the like. When consolidated by the NEC these constitute the regional and national picture. It is essential we have these data so we at ARRL may be able accurately to convey to FCDA, FCC and others interested, the true public service potential as represented in our operational facilities.

We appeal to every EC and SEC to start a build-up. Be ready to meet any call or emergency requiring your communications. This will be directly preparatory to the over-all nationwide civil defense exercise (of which the February Region I test is a dry run) looking to about May, 1955!

A question to the *individual* amateur: Are you registered in the AREC or identified with a RACES group?

— F. E. H.

A.R.R.L. ACTIVITIES CALENDAR

Dec. 4th: CP Qualifying Run — W6OWP
 Dec. 16th: CP Qualifying Run — W1AW
 Jan. 7th: CP Qualifying Run — W6OWP
 Jan. 8th-9th: V.H.F. Sweepstakes
 Jan. 8th-23rd: Novice Round-up
 Jan. 14th: CP Qualifying Run — W1AW
 Jan. 15th-16th: CD QSO Party (c.w.)
 Jan. 22nd-23rd: CD QSO Party ('phone)
 Feb. 5th: CP Qualifying Run — W6OWP
 Feb. 8th: Frequency Measuring Test
 Feb. 11th-13th: DX Competition ('phone)
 Feb. 14th: CP Qualifying Run — W1AW
 Feb. 25th-27th: DX Competition (c.w.)
 Mar. 5th: CP Qualifying Run — W6OWP
 Mar. 11th-13th: DX Competition ('phone)
 Mar. 15th: CP Qualifying Run — W1AW
 Mar. 25th-27th: DX Competition (c.w.)
 Apr. 1st: CP Qualifying Run — W6OWP
 Apr. 13th: CP Qualifying Run — W1AW
 Apr. 16th-17th: CD QSO Party (c.w.)
 Apr. 23rd-24th: CD QSO Party ('phone)

ELECTION NOTICE

(To all ARRL members residing in the Sections listed below.)

You are hereby notified that an election for Section Communications Manager is about to be held in your respective Section. This notice supersedes previous notices.

Nominating petitions are solicited. The signatures of five or more ARRL full members of the Section concerned, in good standing, are required on each petition. No member shall sign more than one petition.

Each candidate for Section Communications Manager must have been a licensed amateur for at least two years and similarly a full member of the League for at least one continuous year immediately prior to his nomination.

Petitions must be in West Hartford, Conn., on or before noon on the closing dates specified. In cases where no valid nominating petitions were received in response to previous notices, the closing dates are set ahead to the dates given herewith. The complete name, address, and station call of the candidate should be included with the petition. It is

advisable that eight or ten full-member signatures be obtained, since on checking names against Headquarters files, with no time to return invalid petitions for additions, a petition may be found invalid by reason of expiring memberships, individual signers uncertain or ignorant of their membership status, etc.

The following nomination form is suggested: (Signers will please add city and street addresses to facilitate checking membership.)

Communications Manager, ARRL, [place and date]
 38 La Salle Road, West Hartford, Conn.
 We, the undersigned full members of the
 ARRL Section of the
 Division, hereby nominate
 as candidate for Section Communications Manager for this
 Section for the next two-year term of office.

Elections will take place immediately after the closing dates specified for receipt of nominating petitions. The ballots mailed from Headquarters to full members will list in alphabetical sequence the names of all eligible candidates.

You are urged to take the initiative and file nominating petitions immediately. This is your opportunity to put the man of your choice in office.

— F. E. Handy, Communications Manager

Section	Closing Date	SCM	Present Term Ends
Yukon*	Dec. 15, 1954	W. R. Williamson	Mar. 17, 1949
West Indies	Dec. 15, 1954	William Werner	Aug. 15, 1952
Utah	Dec. 15, 1954	Floyd L. Hinshaw	Feb. 18, 1954
Nebraska	Dec. 15, 1954	Floyd B. Campbell	Aug. 15, 1954
Saskatchewan*	Dec. 15, 1954	Harold R. Horn	Dec. 15, 1954
Colorado	Dec. 15, 1954	Karl Brueggeman	Feb. 16, 1955
Sacramento	Dec. 15, 1954	Harold L. Lucero	Feb. 16, 1955
Valley	Dec. 15, 1954	Fabian T. McAllister	Feb. 17, 1955
Michigan	Dec. 15, 1954	Charles M. Bove	Feb. 17, 1955
Minnesota	Dec. 15, 1954	C. L. Arundale	Mar. 1, 1955
Missouri	Dec. 15, 1954	John M. Carroll	Mar. 1, 1955
Oregon	Dec. 15, 1954	Leonard E. Cuff	Mar. 2, 1955
Manitoba*	Dec. 15, 1954	Dr. A. R. Cortese	Mar. 3, 1955
Mississippi	Dec. 15, 1954		
British Columbia*	Jan. 14, 1955	Peter McIntyre	Mar. 13, 1955
Western			
Pennsylvania	Jan. 14, 1955	R. M. Heck	Mar. 17, 1955
Md.-Del.-D.C.	Jan. 14, 1955	Arthur W. Plummer	Mar. 21, 1955
Los Angeles	Feb. 15, 1955	Howard C. Bellman	Apr. 12, 1955
Santa Barbara	Feb. 15, 1955	Vincent J. Haggerty	Apr. 12, 1955
Maine	Feb. 15, 1955	Bernard Seamon	Apr. 16, 1955
Southern			
Texas	Feb. 15, 1955	Dr. Charles Fermaglich	Apr. 29, 1955
New Mexico	Mar. 15, 1955	G. Merton Sayre	May 4, 1955
Wisconsin	Mar. 15, 1955	Reno W. Goetsch	May 12, 1955

* In Canadian Sections nominating petitions for Section Managers must be addressed to Canadian Director Alex Reid, 169 Logan Ave., St. Lambert, Quebec. To be valid, petitions must be filed with him on or before closing dates named.

ELECTION RESULTS

Valid petitions nominating a single candidate as Section Manager were filed by members in the following Sections, completing their election in accordance with regular League policy, each term of office starting on the date given.

Arkansas Owen G. Mahaffey, W5FMF Oct. 15, 1954

In the Kansas Section of the Midwest Division, Mr. Earl N. Johnston, W0ICV, Mr. Roy T. Harmon, W0IUB, and Mr. Walter L. Bennett, W0WMH, were nominated. Mr. Johnston received 190 votes, Mr. Harmon received 67 votes, and Mr. Bennett received 57 votes. Mr. Johnston's term of office began Oct. 29, 1954.

W1AW OPERATING NOTE

A detailed schedule of W1AW operations appeared on page 77 of November QST. See that issue for full information on when and where to look for the ARRL Headquarters station.

SEPTEMBER FMT RESULTS

In the September ARRL Frequency Measuring Test, open to both ARRL Official Observers and other amateurs, entries were received from 147 participants who reported 541 measurements; 72 entries were submitted by Observers and 75 by non-OO entrants. Each entrant has received an individual report comparing the accuracy of his measurements of the special W1AW FMT transmissions with those made during the test by a professional frequency-measuring laboratory.

The standings of leaders in the test are given below. Decimal fractions are shown only to establish an order of listing, since the official readings can only be accredited to 0.4 parts per million. W4JUI, W2OUT, W8HB, W8CUJ and W8YCP were all within this 0.4 p.p.m. range of accuracy of the laboratory-umpire, and all therefore share top honors equally. In accordance with the usual rules, no entry consisting of a single measurement was considered eligible in the competition.

Observers	Parts/ Million	Non- Observers	Parts/ Million
W4JUI	0.0	W2OUT	0.0
W1MUN	0.5	W8HB	0.0
W2FE	1.6	W8CUJ	0.3
W9PBI	3.3	W8YCP	0.4
W1RLQ	3.5	W8GQ	1.3
W2AIQ	5.2	W5TVG	2.3
W8WAV	5.3	W9LZP	2.4
W5QHK	5.7	W2IWH	3.3
W2LS	6.5	W4ANK	3.3
W6ZUX	8.5	W4MB	3.4
W6RW	8.7	W6LIY	3.7
W8CZ	9.0	W1QQO	4.4
KP4DV	9.8	W5KQD	4.9
W9RZS	10.7	W4TL	5.0
W3TFN	11.2	W4QN	5.4

The following ratings are based on a single measurement: OOs — W6DVI 2.3, W5QYZ 4.8, W1PXH 11.0. NON-OOs — W6AXV 2.5.

OPERATION ALERT

The nation-wide test of civil defense preparedness sponsored by the Federal Civil Defense Administration and conducted at federal, state and local levels in the U. S., its possessions and Canada, was not just a test of RACES (amateur) facilities, or even just of communications facilities. It affected every civil defense service. We amateurs took our place in the line-up along with all other civil defense volunteers, and the performance we turned in as amateurs did us considerable credit, as e.d. administrators throughout the country have recognized.

Prior to the test, way back last April, ARRL dispatched a bulletin to its ECs announcing the coming of Operation Alert and requesting all to get ready to participate to whatever extent possible. Some 381 ECs replied, 343 of whom indicated their intention to participate in the test, 38 saying they could not participate for one reason or another. After the test we received 189 reports of participation by 2568 amateurs operating over 1700 stations of which 857 were fixed, 126 portable, 738 mobile and 63 hand-carried. Sixty ECs reported participating under RACES, the others in AREC status in support of their local civil defense organiza-

tions. Along with these statistical data were volumes of detailed information on the test, probably of more significance than the data themselves. Browse with us a bit while we summarize some of the reports.

In Alberta, participating stations were divided into two groups: Key Stations in the larger cities, such as Edmonton (VE6HAD), Grande Prairie (VE6RF and VE6FH), Calgary (VE6OD), Lethbridge (VE6PV and VE6EQ), and Medicine Hat (VE6JJ, VE6NA and VE6OE); and Stand-by Stations in the smaller communities of Camrose (VE6FF), Cowley (VE6YAL), Olds (VE6YD) and Hines Creek (VE6OC), these latter to maintain radio silence until or unless called upon. VE6AJ assumed his station as C.D. Radio Officer for Edmonton at 1800, June 14th, and the Alberta Net was opened at 1900 MST. Although there was little traffic passed, civil defense officials were very much aware of the existence of the amateur net.

Although it at first appeared that Allegheny County (greater Pittsburgh), Penna., would take no formal part in Operation Alert, the gang out there suddenly came to life under the prodding of EC W3LMM. Sixty-two amateurs operated 47 stations, including 33 mobiles and two hand-carried units. The county set-up provides for a main control and five zone controls. Local amateur radio clubs have taken over responsibility for operation of four of the five zone controls, an individual (W3QJJ) operating the fifth. The clubs are the Amateur Transmitters Assn. of Western Penna., Steel City Radio Club, South Hills Brasspounders and Modulators, and the Mon-Yough Radio Club of McKeesport. Operation was on 10 meters with the band wide open, and very successful, proving that operation can be conducted under such conditions. Separation of main control frequency from zone control frequencies by at least 900 kc. provided for continuous monitoring, even when main was transmitting. Allegheny County civil defense communications has recently fortified its amateurs with \$25,000 worth of equipment. Sorry, no room to name all participants, but W3LMM says one Novice participated very successfully and he has a place for any Novice in the RACES set-up.

The Birmingham (Ala.) Mobile Emergency Net established two fixed control stations and conducted its operation on the 10-meter band. The City Hall NCS opened at 0938 CST and zone controls were then called into operation in succession. The simulated attack occurred at 1111 CST, at which time each zone control transmitted two messages to the Jefferson County e.d. director, reporting fires, damages, casualties and injuries. Messages were received in reply at zone headquarters by 1210, at which time telephonic communication was assumed to have been re-established. A network was also active on 3955 kc., with its control at the same place, consisting of some 35 stations throughout the state and relaying traffic to national headquarters; it was reported that Birmingham was one of the first five cities to report to national headquarters. The state headquarters contact was with W4EW in Montgomery. The NCS on this frequency also secured at 1210. A total of 17 amateurs, all members of the Birmingham Amateur Radio Club, participated in the exercise with 15 mobile units available.

W7DSS reports that the Great Falls, Mont., gang was on deck, although there is no RACES there at present. Through the facilities of W7PCZ, traffic was handled from the State e.d. Director to the local director. Mobiles and other fixed stations were standing by in case they were needed. The local e.d. director phoned W7DSS to say he



This trailer was the alternate Control Station for Norfolk during Operation Alert. Built by and for the Cavalier Amateur Emergency Radio Assn., it has been a major personal project of Norfolk EC W4NV for several years. Shown in the picture, left to right, are W4s HPC LCW TEL NV YJR and VVP. (Photo by W4NF)

was pleased to note that the amateurs were on hand and ready to go except for getting RACES authorization.

Approximately 40 amateurs turned out in Norfolk, which was struck by a simulated atom bomb in the downtown area at 1004. The headquarters station was manned by W4s IPA OXG PAK OM DHZ RDI and WZS. The alternate control station, the mobile communication trailer of the Cavalier Amateur Radio Assn. (W4WNZ), was set up in the suburbs and manned by EC W4NV, W4s YJR LCW TEL VVP and HPC. On several occasions the control of mobiles was passed to the trailer, operation of which proved very successful. Across the harbor in Hampton, amateurs were active under EC W4AJA, in contact with Richmond, Norfolk, and other state points as well as with each other.

SEC W7IWU sends in a report from Idaho. The Boise gang drilled on 29.5 and 145.44 Mc., but the former was badly QRMD by short skip. Two meters worked out best for local communication. Statewide, the QRM on 3995 and 1995 kc. made operation all but impossible, says W7IWU.

W5MU reports for the North Little Rock, Ark., gang, which operated in full cooperation with the Little Rock AREC. He used his own station as NCS on 28,852 kc. A lower-powered rig was set up on 3885 kc. for transferring traffic from the 10-meter mobiles and fixed stations to the state control station in Little Rock. Excellent coverage of the entire area was available on 10 meters, and the net maintained excellent discipline.

Although civil defense authorities in the city of Louisville said no drill was needed and that no part would be taken in the national test, W4MFI reports that the Louisville AREC operated in coordination with the Third Mobile Support Group of Kentucky Civil Defense, the Louisville Chapter of the American Red Cross, Ky. Military District, State Highway Dept., Ky. State Police, CAA, the airlines and Fort Knox. Net control was W4RCC at the Red Cross in Louisville. Total traffic, about 500, with over 25 amateurs participating in the operation.

In Maine, amateurs were called upon to establish communication between state and county control centers. In addition, many counties used amateur radio for intracounty purposes, especially available portables and mobiles. SEC W1BYK reports a total of over 70 amateurs participating. The state network operated on 3961 kc. starting at 1020 on the 14th and ending at 1115 on the 15th. W1FRS was NCS at the State C.D. Control Center.

W1AVY and his gang were active in the New Bedford, Mass., area. Operation started at 0850 June 14th from control station W1WKM, operated by W1WGN, with W1AVY as stand-by station. The drill was conducted in an orderly fashion on ten meters, with neighboring towns also taking part. Contacts were 100 per cent throughout, with most stations observing strict radio silence unless needed.

At 2000 on June 14th, Pennsylvania's Ogontz Center activated its radio circuits comprising all the counties in the Eastern Area of Pennsylvania. Telephone lines were used to link the Center with the net control stations: W3BIP for c.w. and W3UKF for 'phone. Thirteen counties reported into the 'phone net and three into the c.w. net. Some 38 messages were handled, and radio circuits were secured at 2200. Radio Officer W3FBF held a critique after the test to pinpoint some of the shaky spots, but in general the test went off very well.

In Philadelphia itself, EC W3DYL of the county's Amateur Radio Division put the extensive and energetic Philadelphia gang through its paces. The yellow alert at 0930 found all five county control centers in operation. The mobile communications unit operated from a central location with W3WXC at the controls. Mayor Clark took part in the exercise, and at one point talked from one of the control centers to the mobile control unit, known as Trunk No. 500. That evening between 1900 and 2130 a drill of mobile facilities was conducted. Seven of Philadelphia's main "gateways" were covered by mobiles to report to responsible control centers, using ten meters. All of Philadelphia's c.d. officials agreed that the exercise was the most successful yet conducted in this city.

Tennessee State Radio Officer, W4AEE (formerly SEC) sent in a very complete report of Tennessee activities during the drill, via the present SEC, W4RRV. Since the state RACES network had not yet been organized, general amateur participation was requested through SEC W4RRV. In Memphis, the approved RACES plan went into operation, working into the state civil defense net from their control center station, W4EM. Although there was no

organized amateur plan in Chattanooga, W4IIB arranged to provide communication from that city to state control. Memphis and Chattanooga were "bombed" as a part of the state exercise. The state NCS, W4DDF, opened up on 3993 kc. at 0800 the 14th. After checking with Georgia net control W4ZOC, it was agreed that the latter would move to 3996, with Tennessee moving to 3992. Later, as the QRM became worse in the 10-kc. RACES segment, all stations in the Tennessee net changed to 3980 kc., which was used from then on. Some 69 formal messages were originated, 25 received. Operation was completed at 0129 on June 15th. Over 60 stations were in the state net, representing all major cities and/or relaying when reception became difficult. The usual transmission and equipment difficulties prevailed, but the test was termed eminently successful by all concerned.

These are but a few of the more outstanding of the reports received — mainly those who gave us some details additional to (or instead of) the information on the card. Operation Alert, if it did nothing else, very strongly indicated to civil defense officials at all levels, throughout the United States and Canada, that amateurs are actively working in this thing, preparing to do a big job for their country in the event of need.

The following is a list of all the ECs who reported — hope we haven't missed anyone:

W1s ADW ALP AVY BB BDV BNO BXU BYK CQN CUI EFW FRL IBE IPZ JSM KEZ LKP MCR MD MEG MHF NFG OAX PJ RM RMT RNA RPX SLX SKN SPF VIN BYS.

W2s AJF ASY AWF COT FI FMG GNI HO HXG HXP IAG ILI JLH KVQ OZH PYC QGH RQI RZP SNN SVV VEY VKF YOK ZTZ K2s ASQ BUV.

W3s CJF DYL FBF JW LDD LMM OYX PRL RVS SPL UA WBK.

W4s AJA AJT GET HHK HHQ HUW IM IMQ IYI IYT JAR LMT MEM MPI NDE NV PAK PPR PVD PWS PZT RRV RWM SBI TAS TKL UHY.

W5s AAJ ADC AY KYC LEZ LGY MRD MU ROH UWA UXG.

W6s CER CQI EKP HKD IXJ JPU JWD NHP NTN QLB SLX UJ ZRJ.

W7s BDL COH DSS IOZ IRX IWU JRU KGF NLJ. W8s AJH APF CPB CZR ERR FCF FUM HNP IVK JNR JWX SPY THI UGE VKC WAB.

W9s AYP BA BSZ EKR GMY HPG IHO LAG MCS RDJ UB VHA WLZ ZSC.

W0s GTX HDX HKF HRY HUI JDDJ QKD KZR MXG PGX PNK RCE.

W3s 1EK 2KG 3YJ 4RP 6MJ. KV4BD.

Thanks to the above and the other thousands of amateurs who participated for doing a good job for amateur radio.

NATIONAL CALLING AND EMERGENCY FREQUENCIES (kc.)

C. W.	'PHONE
3550 14,050	3875 14,225
7100 21,050	7250 21,400
28,100	29,640

During periods of communications emergency these channels will be monitored for emergency traffic. At other times, these frequencies can be used as general calling frequencies to expedite general traffic movement between amateur stations. Emergency traffic has precedence. After contact has been made the frequency should be vacated immediately to accommodate other callers.

The following are the National Calling and Emergency Frequencies for Canada: c.w. — 3535, 7050, 14,060; 'phone — 3765, 14,160, 28,250 kc.

NATIONAL RTTY CALLING AND WORKING FREQUENCIES

3620 kc. 7140 kc.

These frequencies are generally employed by amateurs using radioteletype throughout the United States.



Emergency Coördinators often have to ask themselves of just what value a test or drill is, considering what would or might happen during an actual emergency, and they have to evaluate to what extent the performance during the drill betters, equals, or falls short of what the performance would be in a real emergency. No easy job, we admit. Let's look at some of the factors.

Assume the EC calls a test drill. About 40 per cent of his members will show up for it, more or less depending on whether it's planned for convenience or as a surprise drill. They'll have an exercise, perhaps in coordination with local c.d. authorities, and afterward a critique to decide among themselves if they did a good job or a lousy one. Quite often they'll kid themselves into thinking it was ace-high, especially if they get patted on the back by public officials, newspapers, radio stations or what have you — and they'll disband feeling that they're ready for anything. What is often forgotten is that those we serve are very much more prone to compliments than criticism, since, our service being voluntary, to do otherwise would be like looking a gift horse in the mouth. It is necessary for us to *decide for ourselves* whether or not a good job was done, even though good publicity is of course desirable. Political encomiums are misleading and dangerous — never believe them.

In order to get some idea, then, of what would happen in a real emergency from what happened in a test emergency, we have to consider the following:

- a) How many who participated would have been unable to participate if the test had not been planned, or accidentally worked out, to suit their convenience?
- b) How many who did not participate failed to do so for personal reasons which would have been overruled if the emergency had been real?
- c) To what extent could you figure on "picking up" some operators in a real emergency from local amateurs who never previously took any interest in emergency work?
- d) What percentage of your operators would you lose to their employers or other obligations during a real emergency?
- e) How would each of the above factors influence equipment availabilities, presuming most of the equipment is owned by individuals?
- f) Considering that a real emergency might happen at any time of the day or night, what are the minimum and optimum times so far as your own personnel are concerned, and how do these compare with the time your test was held?
- g) How about the time of year? A test held during the winter months may produce entirely different results from one held during the summer.

These and other things must be considered in evaluating your AREC tests and drills. Don't be misled into thinking that you're better off than you are, emergencywise.

On August 20th the Great Falls (Mont.) AREC (see p. 66, Aug. '54 QST again) provided communications during a military aircraft accident, eight miles west of Great Falls.

Providing communications from the accident scene were W7PCZ/M and W7VPY/M. On the other end were K7FCC and W7KUH/M. K7FCC relayed information to Great Falls Air Base authorities and W7KUH provided communication between the crash scene and the CAA control tower. Also assisting was W7DXX/M who directed traffic near the accident scene until military police arrived.

— W7KUH, SEC Montana

On Friday, Sept. 10th, W7NOM was at the Hart Mt. (Ore.) game refuge for some archery hunting when a large range fire was reported out of control and threatening the refuge headquarters. There was no means of communication with the Forest Service in Lakeview, about 50 miles away, so a call was made on the Oregon Emergency Net frequency (3840 kc.) and W7QEI and W7SBS were contacted. QEI relayed to SBS who called the department and requested equipment be sent to the area. W7s QKU SD and FNZ were also there helping. In due time the equipment arrived and the fire put under control — thanks to OEN.

— W7NOM

Even while the SET was being energetically worked by Indiana amateurs on October 9th-10th, the stage was being set for two catastrophic strikes that took "simulated" out of the picture and injected realism into the operations of the section emergency facilities. During Saturday night heavy rains poured onto northern Indiana and Illinois, causing flood conditions at Plymouth and other northern Indiana communities not unlike those encountered in Chicago at the same time. Then on Monday, October 11th, a tornado struck into the vitals of Franklin, Indiana, destroying thirty homes and injuring several persons.

EC W9AYP headed the group handling the Plymouth flood communications problem. Assisting him were W9GAD and W9JWI, all working mobile with stations in near-by South Bend, where EC W9UB headed an active group. EC W9KNM organized a group of mobiles to cover the Franklin tornado scene. They included W9s ALQ UGH and ZTN.

The Indiana Fone Net was called into session to handle the emergency with W9EQO as NCS. Stations assisting included W9s CDU CMT NTA ILU FWS EDE FYM AB CC MAM ZIB FUS, W2BQM and many others.

— W9LZI, SEC Indiana

On Sunday evening, July 25th, the Sheriff's Department of Broward County, Fla., called Eastern Florida SEC W4IM requesting contact be made with one Leo Yob, W8KYY, who was operating mobile somewhere in Florida and advise him to call home due to an emergency. The Broward Emergency Net was immediately alerted for local coverage. Early Monday, July 26th, W4IM originated a message addressed to W8KYY/M which was passed to W4DRD for placement on the Florida Phone Traffic Net on 3945 kc.

It was ten-meter skip that finally did the job, however. One of the mobiles of the Broward Emergency Net contacted W1LGE on 29,400 kc. and just on chance suggested he give W8KYY/M a call, after explaining the circumstances. In this way the contact was made and W8KYY was notified of the emergency from Florida via relay through Connecticut while he was traveling in Georgia.

— W4IM, SEC Eastern Florida

On June 13, 1954, six members of the Sidney (N. Y.) Amateur Radio Club provided communications for the out-board motorboat marathon starting at Alexandria Bay, past Clayton to Cape Vincent and return to Alexandria Bay, a round trip of about 60 miles. The six mobiles involved, operating on 29.6 Mc., were W2s GFD UPT JGJ MTB RZP and K2CVX. W2GFD and W2RZP set up a 40-watt station

Dodge Division of Chrysler Corporation recently donated a Dodge Route-Van truck to the Inter County Amateur Radio Club, W8GIS, for use of the Detroit area AREC in emergencies. The mobile unit is equipped with a generator and three complete operating positions, including a 2-meter RTTY unit. Most of the radio equipment was donated by Elmac. In the picture, Dodge officials are thanked by radio by Assistant EC W8LSQ. That's W8CYL standing behind the van, and Detroit CD Communications Coördinator Al Thomas second from right.

QST for



on the dock at Alexandria Bay. W2JGJ operated at Clayton, K2CVX at Cape Vincent, with W2UPT and W2MTB operating at mid-point. A 110-volt gasoline-driven generator was kept on stand-by at the Alexandria Bay station. Operation lasted from approximately 1300 to 1700 EDST. Approximately 60 boats started and were officially checked off at Clayton and Cape Vincent. These check-off returns were transmitted back to the starting point in order for the boats to qualify. The boys managed to get the results in despite weak signals and high ignition QRN.

— W2RZLP

On Sunday, August 29th, the Atlanta Motorcycle Club held an endurance run from Mirror Lake to Alatoona Lake, a distance of about 75 miles. Amateur mobile units provided communications at various check points along the route. Mobile stations participating were W4s TJS RVH YFR NS IPL WRV PUM and MQN. Fixed stations who helped relay were W4s WWP LYG PMJ UUH KXT UMM and YEK. Several weak points were discovered in the emergency set-up and will be corrected by the time we have another drill or a real emergency.

— W4OPE, SEC Georgia

Thirteen SEC reports hit the NEC desk reporting August activities, on behalf of 3229 AREC members. This represents an increase of one report over last year, and a slight increase of AREC members is represented. However, it's a decrease of three from August, 1952.

CODE PROFICIENCY PROGRAM

Twice each month special transmissions are made to enable you to qualify for the ARRL Code Proficiency Certificate. The next qualifying run from W1AW will be made on December 16th at 2130 EST. Identical texts will be sent simultaneously by automatic transmitters on 1885, 3555, 7125, 14,100, 21,020, 52,000 and 145,600 kc. The next qualifying run from W6OWP only will be transmitted on December 4th at 2100 PST on 3590 and 7138 kc.

Any person may apply; neither ARRL membership nor an amateur license is required. Send copies of all qualifying runs to ARRL for grading, stating the call of the station you copied. If you qualify at one of the six speeds transmitted, 10 through 35 w.p.m., you will receive a certificate. If your initial qualification is for a speed below 35 w.p.m., you may try later for endorsement stickers.

Code-practice transmissions will be made from W1AW each evening at 2130 EST. Speeds are 15, 20, 25, 30 and 35 w.p.m. on Monday, Wednesday and Friday, and 5, 7½, 10 and 13 w.p.m. on Sunday, Tuesday, Thursday and Saturday. Approximately 10 minutes' practice is given at each speed. References to texts used on several of the transmissions are given below. These make it possible to check your copy. For practice purposes the order of words in each line of QST text sometimes is reversed. To get sending practice, hook up your own key and buzzer and attempt to send in step with W1AW.

Date Subject of Practice Text from October QST

- Dec. 2nd: "It Seems to Us . . ." p. 9
- Dec. 6th: *An R.F. Assembly for Mobile. . . .* p. 11
- Dec. 9th: *A Step-by-Step Transmitter for the V.H.F. Man,* p. 16
- Dec. 13th: *The "Simple Squirt" Beam,* p. 20
- Dec. 15th: *Some Principles of Radiotelephony,* p. 22
- Dec. 21st: *An Improved Volume-Compression Circuit,* p. 27
- Dec. 23rd: *Re the "Tubeless VFO,"* p. 30
- Dec. 27th: *A Protective Circuit for Transmitting Tetrodes,* p. 33
- Dec. 30th: *Bandspreeding the Clapp VFO,* p. 37

A.R.R.L. — AFFILIATED CLUB HONOR ROLL

It is with great pleasure that we here present the second section of our Honor Roll listings for 1954 in accordance with the Board policy for special recognition of all affiliated clubs whose entire membership consists of members of the League. Refer to page 69 of June QST for the earlier listing of additional active clubs with 100 per cent ARRL membership. Our honor list is based each time on analysis of data received in the '54 Annual Information Survey conducted to meet Board requirements. In early '55 a new form will be

sent each active affiliate for the filings on which continued affiliation and new Honor Roll listings will be based. Very many clubs will now be engaged in mid-season activities, code and theory classes for newly-interested persons, civil defense, building and technical programs for members. The '55 survey will assist the nationwide compilation of our status and progress besides getting required ARRL information. The following clubs now will receive "100% ARRL Club" certifications following publication of this QST.

The Amateur Radio Transmitting Society of Louisville, Ky.
Athens Amateur Radio Club, Athens, Ga.
Dryden Radio Club, Dryden, Ont., Canada
The 50 Club of California, Inc., South Gate, Calif.
Fulton County Radio Club, Canton, Ill.
Gulf Coast Amateur Radio Club, Inc., Handsboro, Miss.
Helix Amateur Radio Club, San Diego, Calif.
Jacksonville Amateur Radio Society, Jacksonville, Fla.
Lower Columbia Amateur Radio Association, Longview, Wash.
Maui Amateur Radio Club, Maui, T.H.
Muskingum Amateur Radio Association, Zanesville, Ohio
Norfolk County Radio Association, East Walpole, Mass.
North Montana Radio Club, Montana
Palomar Radio Club, Escondido, Calif.
Reading Radio Club, Reading, Pa.
Rock River Radio Club, Dixon, Ill.
Southern Pacific Amateur Radio Klub, Eugene, Ore.
Valley Radio Club of Eugene, Ore.
Western Slope Radio Club, Grand Junction, Colo.

TRAFFIC TOPICS

The way one becomes accustomed to doing things is a very powerful influence in determining the way he wants to do things. This principle applies very strongly in handling traffic as well as in all other phases of amateur operating. Habit born of custom is probably the principal deterrent to adoption of standard operating practices. And when these non standard habits are spread, through personal influence, among newcomers to the game, we tend in the direction of make-it-up-as-you-go procedure, making our traffic handling that much more difficult.


Throughout many, many years, ARRL has been called upon to set the standards for procedure in handling traffic, and has endeavored to do so in as much detail as practicable. Yet, it has very seldom been possible to adopt the procedure preferred by the majority, because usually there is no such thing. We have tried to adopt procedure that is both logical and utilitarian to the maximum degree, and we have tried to make this the standard among amateurs, usually with success; sometimes it just hasn't taken hold.

We are a bunch of philosophers and stoics about such things, but at the same time want to point out to you the desirability of an amateur standard in traffic handling procedure, as outlined in the booklet *Operating an Amateur Radio Station*. The writer of this column personally does not agree that all the standards set up are the best. You will not agree, either, with all of them, in all probability. Yet that in itself is no reason to change them. Whether you or I agree with them or not, if we are to achieve an amateur standard we should follow them to the letter, squawking as we do so if it makes us feel better, until or unless the majority seems to prefer to do it some other way. Then we'll change the standard, and the squawking will then be on the part of the minority who liked the old way of doing it. Yes, there will always be someone dissatisfied. *C'est la vie.*

The type of person most to be admired, in our estimation, is the one who disagrees but goes along in the hope that he can correct or change those with whom he disagrees. It is easy (and natural) to pick up your marbles and play by yourself, and most of us, in the pursuit of our "hobby," follow the easiest and most natural path. But real progress is made by those who follow their natural instincts only after they have rationalized them.

W0BVL and W8AMH report that the Early Bird Net had a traffic count of 759 messages during the month of September.

National Traffic System. We believe we have not yet chronicled changes in several NTS' managerships. In the Sixth Regional Net, W6JOH took over from W6IPW some time ago, and VE3GI is the successor to VE3BUR on TRN;



One of the more prominent traffic stations heard daily on the forty-meter band is W3CVE, Conan W. "Red" Barger, manager of the Transcontinental Relay Net. Red is working out an agreement with the USO for handling servicemen's traffic, and is shown here with the local USO Director at the W3CVE operating position. (Reni Photos)

Walt has had a long and successful managership career in a tough net to handle, and he is remaining with the net but turning the reins over to Burt. In the Seventh Region, W7KZ has resigned but continues to act until the Pacific Area Staff recommends his successor—probably an accomplished fact by the time you read this. In the Fifth Region, W5KRX has resigned owing to the pressure of business, and a successor is being named forthwith. So the NTS turnover continues, and that about brings us up to date as of the middle of October.

September reports:					
Net	Sessions	Traffic	Rate	Average	Representation (%)
EAN	22	655	1.20	29.6	94.7
CAN	21	519	—	24.7	100.0
PAN	21	600	—	28.5	95.2
1RN	22	291	0.46	13.2	87.0
2RN	36	183	0.30	5.3	79.6
3RN	22	219	0.40	10.0	95.5
4RN	48	177	0.76	4.0	30.6
RN5	27	260	—	9.6	60.2
RN6	44	283	—	6.4	—
RN7	50	442	—	8.8	31.8
8RN	20	182	—	9.0	91.7
9RN	40	349	0.47	8.7	—
TEN	70	1658	—	23.6	60.7
TRN	24	64	0.33	2.6	47.2
Section*	340	2033	—	6.0	—
Summary	737	7915	EAN	10.7	CAN
Record	737	7915	—	15.4 ('53)	—

Late Report:
RN5 (Aug.) 26 182 — 7.0 46.2

*Section nets reporting: AENB and AENP (Ala.), QKS and QKS-SS (Kans.), Nebr. C.W., Tenn. Sec. and Tenn. Hi-Speed, WVN (W. Va.), Minn. Phone (Noon & Evening), WSN (Wash.), No. Calif. Net, So. Calif. Net; CN (Conn.).

W7NH reassumes control of PAN for the winter season; W6UTV was Acting Manager for the summer. W2LPI reports starting early session of 2RN, but not much activity so far. W3ONB has congratulated MDD for having had someone on 3RN for seven consecutive months without a miss—171 consecutive sessions. W7TGO has qualified for and has been awarded an RN7 NTS certificate. W8DSX says 8RN needs more help from Michigan and West Virginia; one station is carrying almost all the load in each

of those states. W9UNJ reports that 9RN has been expanded to operate six days per week, and representation is improving, with Indiana showing signs of renewed life. W4KKW has done an excellent job of rejuvenating representation from Kentucky; what they need now is more traffic.

The Transcontinental Corps is also taking on new life, now that a new traffic season is under way. W6HC has taken over the Pacific Area TCC Directorship in order to give W6JZ more time for his ARRL Directorship, and reorganization is under way. W8UPB has almost all vacancies filled in the Eastern Area, but if you're available don't let that keep you from asking him. W9JUJ reports Central Area TCC getting reorganized. The new roster includes new calls K9FCA and W0BDR. Most of the Central Area stations are reporting directly into PAN, but hope soon to be lined up with Pacific Area TCC stations. W6SCA doing a stellar job.

BRASS POUNDERS LEAGUE

Winners of BPL Certificates for September traffic:

Call	Orig.	Recd.	Rel.	Del.	Total
W3CUL	201	2193	1456	628	4478
W0TQD	3	1055	1036	19	2118
W0BDR	17	865	842	11	1735
W3W1Q	38	804	798	65	1705
W9JLJ	36	872	609	35	1352
W4PL	7	647	572	48	1274
W0SCA	6	630	544	79	1259
W2JOA	32	589	523	40	1184
W7BA	15	569	547	20	1151
W2KPV	25	440	402	38	905
W9DO	40	408	70	378	896
W8SWP	31	435	385	38	889
W6PHT	34	463	267	105	869
W9NZZ	247	305	1	302	855
W5MN	25	404	299	116	844
W7PGY	181	406	235	22	844
W4OGG	10	370	329	35	744
K6FXY	29	353	311	42	735
W4DVR	27	297	42	2	703
W5TFB	31	322	296	26	675
W2KER	24	319	234	77	654
W8QMO	38	310	243	60	651
W2BO	5	299	303	5	612
W6CPI	4	300	281	19	604
W8QNO	16	293	197	93	599
W9VBZ	88	255	226	29	598
K2DXV	11	285	271	12	579
W6YDK	18	269	323	64	574
W2LPI	10	276	246	40	572
W8CLW	15	279	261	17	572
W7SFN	3	278	274	1	556
W8LYG	32	256	157	99	544
W9CXY	19	257	209	48	533
W7FRU	2	269	220	40	531
K6FAE	13	246	252	14	530
K2BEP	5	251	152	8	520
W9JFQ	147	181	151	36	515
W2JZX	47	241	232	92	512
W6IZG	4	230	248	26	508
W0GAR	7	245	250	2	504
W8RJ	34	236	221	9	500
Late Reports:					
K2BEP (Aug.)	7	325	329	4	675
K6FAE (Aug.)	13	251	233	11	508

More-Than-One-Operator Stations

K6FAA	160	1897	1840	57	3954
W6IAB	91	1586	1483	103	3263
KAZUBA	55	1557	1576	38	3226
K6AIP	38	869	817	50	1774
K6FDX	35	785	763	22	1625
K6FDG	90	638	588	38	1354
KAZAK	495	391	264	32	1182
K7FDB	15	374	323	9	721
K9FCA	80	276	325	24	705
W8FDL	31	308	294	14	647
W1AVY/1	33	288	12	276	609
K4WAR	116	159	221	30	526
K6CBT	16	245	242	7	510

BPL for 100 or more originations-plus deliveries:

K2FAV	231	W3CVE	128	W6CMN	101
W06N	174	W1LYL	123	KAZJM	100
KAZHQ	173	VE3NG	122	Late Report:	
W8QQR	168	W4DRD	109	W3WV (Aug.)	100
K2CBZ/1	164	W9KQD	107		

More-Than-One-Operator Stations

KAZQE	254	K4FCY	153	W1WKM	100
KASAB	185	VE1FQ	152		

The BPL is open to all amateurs in the United States, Canada, Cuba, and U.S. possessions who report to their SCM a message total of 500 or more, or 100 or more originations-plus-deliveries for any calendar month. All messages must be handled on amateur frequencies, within 48 hours of receipt, in standard ARRL form.

• All operating amateurs are invited to report to the SCM on the first of each month, covering station activities for the preceding month. Radio Club news is also desired by SCMs for inclusion in these columns. The addresses of all SCMs will be found on page 6.

ATLANTIC DIVISION

EASTERN PENNSYLVANIA — W. H. Wiand, W3BIP — SEC: IGW, RM: AXA, PAM: PYF, E. Pa. Nets: 3610, 3850 kc. With this, the last report of 1954, is a complete run-down of official appointees of Eastern Pennsylvania. OBS: BES, NNV, QGI, TEJ, UCY. OES: ELL, NNV, UGA, UQJ. OO: ALB, ASW, KFK, MLY, OCG, PDJ, QAG, QZP, SQW, UUA, TFN, VDE, VR, OPS: FPC, MAC, MWL, NNV, PYF, QOR, RSC, VDE. ORS: AD, ADE, AXA, BFF, OMT, CHU, CUL, DUI, EAN, ELL, EU, JNQ, NOK, CDL, OZV, PDJ, PVY, QLZ, QV, UOE. The Abington ARC of Throop, Pa., and the North Penn ARC are now ARRL affiliates, bringing the total affiliated clubs to 25 in Eastern Pennsylvania. All clubs are invited to report club doings and activities monthly to this office. A five-car caravan bearing twenty members of the Northeast ARC motored to ARRL Headquarters Sept. 26th, where George Hart, 1N1MJ, conducted a tour of WIAW, the amateur radio museum, the experimental laboratory, and the editorial offices. DYL reports all had a wonderful time in spite of the heavy week-end traffic. DVB's 10-year-old son received his Novice ticket in July and won a prize for being the youngest licensed ham at the South Jersey Hamfest. Another youngster, 12-year-old Dale, VNJ, is the youngest member of PFN. VKW, a high school student of Hamburg, is NCS for AN every Fri. and also is active on PFN. DUI reports four more new Novices, WN3s ZMZ, ZOZ, ZQA, and ZQB. FXX's XYL advanced from Novice to General Class with the call YDY. A new Novice in the Pottstown Area is ZVY. FPC is looking for more after-midnight 10-meter activity. EAN, while in QSO with PY4PQ, made a tape recording of a former Philadelphia woman now in South America and played it to her folks in lieu of a 'phone patch. PYF reports OK is back on the air and now a member of the PFN. The old-timers will remember OK back in the days of the AARS, and even before that Ed was turning in a good traffic total each month. In closing this last report of 1954 yours truly wishes to extend to each and every one a very Merry Christmas and a Happy and Prosperous New Year. Traffic: W3CUL 4478, BFF 319, OZV 170, NOK 120, VNJ 98, AXA 88, PYF 68, UOE 61, TEJ 56, QLZ 53, TTY 51, TYU 41, GYF 37, RXW 33, DUI 21, VKW 20, UWP 18, PVY 11, YGX 9, YJM 8, OK 5, NNT 4, AD 2, BES 2, VPY 2, YAH 2.

MARYLAND-DELAWARE-DISTRICT OF COLUMBIA — SCM, Arthur W. Plummer, W3EQK — EQK recently received a query from Peter H. Short, 7 Ambush Street, Kensington, Johannesburg, South Africa, who is about to make a decision to move to the United States and would like information, especially on Baltimore, Md. Any Baltimore amateurs who would like to be of help are requested to inform him about house rentals, food prices, schools, medical services, furniture, places of worship, etc. Although he is not a ham, he also is interested in clubs and prices of ham equipment. WV has his 14-Mc. three-element folded dipole beam up again. CVE reports TCRN was on semi-alert from Sept. 5th to 10th and full alert on the 11th for Hurricane Edna with 44 stations participating. CQS visited BAK at Laurel, Del., Oct. 10th. DRD now has 40-ft. steel tower with 14-, 21-, and 28-Mc. beams. During a recent civil defense meeting at Delaware City, Del., Governor Boggs presented Awards of Commendation to the Delaware Amateur Radio Club of Wilmington, the Kent County Amateur Radio Club of Dover, and TCQ of Sussex County. 3PXM/4YQC advises that his new address is A/2e Daniel S. Murph, jr., AF14510147, Headquarters Squadron Section, AF Missile Test Center, Patrick Air Force Base, Cocoa, Fla. QCB expects to be back on the air soon with his surplus BC-669-C. MDD opened for traffic on Sept. 7th. A c.d. demonstration was put on in Hagerstown Sept. 9th sponsored by the C. & P. Telephone Co. CIQ and OYX attended. The Antietam Radio Assn. of Hagerstown had its message center in operation again at the Hagerstown Fair Sept.

20-25. Those who gave of their services were EHA, CSX, NZT, OXL, OYX, RAH, TJV, VAM, WTO, WWM, WYH, YRK, 8GPD, Jerry Reiling, and Harry Hager. Traffic was handled through 4BLR and the Old Dominion Net, 4YIA and the Virginia 'Phone Net, 3JZY and the Maryland Emergency 'Phone Net, 3QPQ and the Transcontinental 'Phone Net, the Pennsylvania 'Phone Net, K8FCJ and the Mike-Farad Net, 4PSC, and several others. CSX has traded his HQ-129X for an HQ-140X. Jack Davis, formerly 4X4CZ, and a newcomer to America, is now a resident of Baltimore and recently joined the Baltimore Amateur Radio Club. Reports from Cumberland say that WN3ZWG is just 11 years of age and WN3ZVW, of Cresaptown, is a junior in high school. The Capital Amateur Radio Traffic Club was organized Aug. 29th with a view toward promoting and expediting the handling of amateur radio traffic into and out of the Washington, D. C., Area. The Club is affiliated with TCRN. Officers are CVE, pres.; WV, secy-treas.; OHI, trustee. KLA reports high interest in the Sept. V.H.F. Contest, WN3ZQA, WN3YSA, W3YQD, MPR, and QGO set up equipment on Spruce Knob, W. Va., and made 32 contacts on 2 meters. YPW is on 2 meters with a converted 522. WN3ZQA is using a ten-element brownie and a 522. RRT will build a 2-meter converter this fall. UKM expects to complete a 2-meter rig by next spring. YQD is active on 222 Mc. with an 832 screen-modulated and a sixteen-element horizontal array. The Elkton (Md.) Radio Society's new president is VZZ and vice-president is GGR. The Cecil County (Md.) RACES plan is in the works and 2 meters is reported for the county net frequency. WYA is CDRO for Cecil County, while VZZ is Asst. K3WAS, of the MARS station at Aberdeen Proving Ground, holds code and theory classes Tue. and Thurs. at 7:30 p.m. 9DJR and 5UMO have moved into the Aberdeen Area. 5YWA moved to Arlington, Va. 6OKI has a new fixed station aside from his mobile Mercury rig. 3SZY bought an RME converter. LDD expects to tie in some 2-meter work along with the Cecil County gang. QZC reports a fine vacation as camp counselor in Connecticut. K2CRG spent a week at the same camp with QZC. CDQ reports a new Viking II and a VFO in her shack. AYS tried the VE/W Contest with 30 watts and wound up with 64 contacts in all VE sections and a score of 17,000! Traffic: (Sept.) W3WV 418, CVE 414, JE 64, CQS 36, NNX 24, PKC 12, QQS 2. (Aug.) W3WV 472, CVE 126, ECP 10, HKS 6. (July) W3DRD 22.

SOUTHERN NEW JERSEY — SCM, Herbert C. Brooks, K2BG — PAM: W2ZI. The SJRA Hamfest and Picnic held recently was bigger and better than ever, with a greater attendance and a fine planned program. K2AA, the club station, did a swell job of guiding the strangers to the picnic grounds. K2DZL now is mobile on 10 meters. BDA is doing a good job on 10 and 20 meters. BDK is reported on 2 meters. SUG has transmitter trouble and expects to do considerable rebuilding before he is back in business. Bill also has applied for MARS membership. The Burlington County Radio Club station is now completed, operating on 2 and 10 meters. K2ERC was first and K2FB second in the recent C.D. Party. ZQ did a swell job in Operation Alert, handling over 50 lengthy messages. VQR and ZI were the operators. PHN and WI are reported as new calls on 2 meters. The New Jersey Emergency 'Phone Net operates each Sun. at 9 a.m. on 3900 kc. ZQ is net control. HAZ has received his WBE certificate. Congratulations, Bill. NDO is moving to Camden County. K2EWS received his General Class ticket. The New Jersey C.D. Net (c.w.) needs representation in the southern counties, especially Cumberland and Atlantic Counties. All nets in the section are urged to hold regular drills so that they will be better able to do a good job in case of an emergency in their communities. Traffic: W2RG 115, ZVW 33, ASG 26, K2BG 23, W2SUG 23, ZI 17, K2CPR 5.

WESTERN NEW YORK — SCM, Edward G. Graf, W2SJV — Asst. SCM: Jeanne Walker, 2B7B. SEC: UTH/FRL. RM: RUF. PAMs: GSS, NAL. NYS meets on 3516 kc. at 6:30 p.m., 3925 at 7 p.m.; NYSS on 3595 kc. at 8 p.m.; NYS C.D. on 3509.5 and 3993 kc. at 9 a.m. Sun.; TCPN 2nd call area on 3970 kc. at 7 p.m.; SRPN on 3970 kc. at 10 a.m.; ISN on 3980 kc. at 3 p.m. EMA visited LXE, W2-Land was represented at the S. Ont., W.N.Y. v.h.f. group at Oakville, Ont. We regret to announce the passing to Silent Keys of BAG. JPE is mgr. of the Erie Co. Emergency Net. 75-meter section, LXE and SJV attended the SJRA Hamfest at Camden, N. J. TBD won the 2-meter transmitter hunt. GBX is working DX with Viking II on 15 meters. OZR acted as relay station for emergency traffic during Hurricane Carol. RTB and K2CEH are working on 220

Mc. UTH worked Rhode Island, Kentucky, and West Virginia on 2 meters for 3 new states. New officers of the Ft. Stanwick ARA are SWN, pres.; IXR, vice-pres.; HAX, treas.; MSM, secy.; HWS, chief eng. K2s HWS and AQP, with a DL9 as a guest, took to the hills for the V.H.F. Party. K2GWP is working out PB with new 20-meter vertical antenna. K2AHH/2 is attending college. New officers of the CARS are DWC, pres.; EJO, secy.-treas.; K2DPT, vice-pres. D. Hamilton spoke on "A.C. Power" at an Elmira ARA meeting. KC4AB says QHH is the first "W" he worked on 3.5 Mc. QNA reports new officers of the Niagara ARC are LCP, pres.; CMV, vice-pres.; VESIM, secy.; RVJ, treas. TVO has been appointed EC for Cayuga Co. and ZYG for Montgomery Co. JPE heads a committee to give Novice exams before each RAWNY meeting. VEP, asst. mgr. NYS 'phone net, is leaving for W7-Land. K2CUQ is giving code lessons to a local YL. CXM, Cornell U. station, is becoming active again with a Viking I, SP400-X, 129X, and HFS receivers, 2-meter as well as 420-Mc. gear, off-center-fed antenna for 40 and 80 meters up 100 ft., and three-element 20, four-element 10, 144, 420-Mc. beams up over 110 ft. The Oneida 'Fest was enjoyed by everyone in attendance, thanks to the excellent arrangements of RXW. RHQ reports that the 32-element 2-meter beam is working better since changing the distance between upper and lower booms. Renewals: CLX as EC for Saratoga Co., PYC as EC for Herkimer Co., ZRC as ORS, BTB as OPS. Appointments: WS as ORS, CZT and UTH as OPS. NYS net certificates were issued to IFV, CKK, ZYG, and K2ACA. Traffic: (Sept.) K2DXV 579, W2ZRC 260, QHH 238, K2FAV 231, W2RUF 224, K2BZC 182, DSR 108, W2BNC 103, RUT 31, COU 27, SJV 26, K2CUQ 10, W2GBX 9, CXM 8, RJJ 8, FEB 6. (Aug.) K2DSR 158, W2RQF 11, GBX 9, K2GDI 8, W2QLI 6, DVE 2. (July) W2WS 109.

WESTERN PENNSYLVANIA — SCM, R. M. Heck, W3NCD — SEC: GEG, RMs: UHN, NUG, and GEG. PAMs: AER and LXE. The Western Pennsylvania Traffic Net meets Mon. through Fri. at 7:00 p.m. on 3585 kc. Washington County reports SUK still is operating the v.h.f., IDO is on 40-meter c.w. with the VFO at 60 watts while building an 813 final. USC is on 40-meter c.w. with a TZ-40, KHY is on 20 and 15 meters with a new rig, CRA is getting good DX on 20 meters, the jr. operator at NRE has built a one-tube receiver and is monitoring the 80-meter c.w. and 'phone bands, and NQM is thinking of changing from a.m. to s.s.b. The Radio Club of Erie is sponsoring code and theory classes at the YMCA every Tue. at 7:00 p.m. Classes began Oct. 5th. New Novice calls are ZNZ and XNY. NRJ found conditions very good while working aeronautical mobile recently with many contacts locally and over into Ohio. Herb Johnson, formerly QKI, now is in Los Angeles with the call W6QKI and his XYL is now K6HOL. Herb still is planning 2 meters to the moon. The c.d. has ordered uniforms for the hams participating in the c.d. exercises. The Mon Valley Amateur Radio Club of Clarion, Pa., a newly-formed club, was host to the Western Pennsylvania Amateur Radio Club Council, which met Sept. 27th in the club house located on the W.S. Steel experimental farm high on the hilltop over the Monongahela River just east of Clarion. Club officers are AOX, pres.; RCQ, vice-pres.; MRZ, secy.; and NBJ, treas. UII is a new OO appointee. All clubs or groups of amateurs are invited to join in the important emergency work of the Amateur Radio Emergency Corps and c.d. For information contact your Section Emergency Coördinator, A. C. Heck, W3GEG, 515 Cedar Ave., Sharon, Pa. Traffic: (Sept.) W3WIO 1705, LMM 216, PQP 160, YA 84, LXQ 48, UHN 34, SJJ 32, TSY 31, KUN 24, UTR 12, NCD 10, NMJ 6, KNQ 4. (Aug.) W3GEG 97. (July) W3GEG 115.

CENTRAL DIVISION

ILLINOIS — SCM, George Schreiber, W9YIX — Nets: ILN, 3515 kc., RMs BUK, MRQ; IEN, 3940 kc., PAM; UQT. SEC: HOA, Cook County EC: HPG. On Sept. 25th LARK started its third year with an installation of officers at a dinner. The new officers are YBC, Gloria, pres.; SYX, Peggy, vice-pres.; YXK, Rita, secy.-treas.; NYC, Gladys, publicity; IKS, Edna, editor, and TMZ, Rosemary, Novice representative. LZ and your SCM spoke, DW and DSO are trying to find the original members of the Ridge Radio League, one of the earlier Chicago Area clubs. Write them. The Society of Radio Operators entertained the XYLs and friends with an outdoor barbecue recently. ILW resigned as EC for Kankakee County because he moved; LCH has been appointed in his place. Other EC appointments are OZB, Winnebago County; KKG, Mason County; and VWJ, Montgomery. Is your county represented? The Chicago Suburban Radio Assn. held its first fall meeting recently with a "get-acquainted again" session. RQY spends a lot of time at OO duties and sends in an imposing report. ILN certificates were issued to VSN and WJQ. RLX has been appointed acting secretary of the Chicago Area Radio Club Council by HPG, the president, and is learning to copy code on a mill. ZRF sure gets around to club meetings and never misses a chance to put in a good word or two for RACES. Why don't you give him a hand and volunteer for service? A new ORS appointee is VTO. OBS appointees this month are SWO and HOS; OOs are EET and GDI. The ILN slow-speed session is really going good at 8:30 CST, 3515 kc.

Give it a try, and brush up on your code speed. Congrats to SME and his XYL on the arrival of Susan. FBP writes an interesting letter from KL7-Land, where everything is DX. AA, who has been a ham for more than 40 years, recently plunged into traffic and enjoys ILN; he sold the BC-610 and puts out a good signal with 807s. DEX got General Class license and plans a mobile installation. NIU got up a 20-meter antenna and now wants someone to tell him where to get the time to use it. JNN is new MARS director at the 5th Army. SKR is trying to de-TV1 a BC-459. BQC is attending Luther College at Decorah, Iowa, and gets on the air with a Viking Ranger. TAL finished a new all-band transmitter, 160 through 10 meters. FDH forecasts the completion of his house soon and then will, he says, be on the air. Among the student group at the University of Illinois this year are PLH, WFU, and YWU. The Twin City Radio Club, in its bulletin, promises an interesting fall and winter program, from technical talks to stags for the members to Christmas parties for the families. The Starved Rock Radio Club is tickled that QLZ has been elected as Vice-Director. On the sick list are AIO, EYV, and YNE. We wish them all speedy recovery. EU is doing yeoman work for the Illinois license plate bill in the Legislature. TLC burned up a plate supply, but managed to get back on the air. Traffic: W9DO 896, K9FCA 705, W9SME 172, USA 104, YIX 89, CEE 62, W6CTW/9 56, W9BUE 51, MRQ 46, VTO 38, RLX 32, STZ 19, USI 16, LXJ 12, AA 3, JMG 2, BQC 1.

INDIANA — SCM, George H. Graue, W9BKJ — Section Nets: QIN, 3656 kc. Mon. through Sat., 1600, 1830, and 2200 CST. OLN Net Mgr. IFN, daily 0900 and 1830 CST, NTA Net Mgr. RFN, Sun. 0800 CST. WWT Net Mgr. SEC: LZI, RMs: JUJ, WWT, OLN, and JBQ. PAMs: NTA and CMT. LQE is the most consistent OBS. Total traffic on QIN is 416, on IFN 197. WUH will QNI 9RN; TT and UQP for UTL. JP will be in operation at the Hobby Show. N9IMO is new in Warsaw. KLR has worked his 20th state on 2 meters. UTL has a Viking II and VFO. MARC has a Viking Ranger wired by ZGC. PAGE visited WCE and MAM, SNF, MVZ, and AHS are active on 2 meters. EGQ had a Novice visitor, PUB has garnered the last few parts of the new rig. PNE is working DX on 160 meters. IOG is active on 2 meters. EAO now is on 75-meter 'phone, ZVS is new at Elizabeth. NH9RY is on with a Heathkit. N9IRT is new on 3.7 Mc. WWI is rebuilding. URS and his XYL, N9ICI, are on 40 meters. With sorrow I report PZM is among the Silent Keys. QYQ is back home after an operation in Louisville, Ky., hospital. IRCC held its semi-annual meeting at Indiana U. Oct. 24th. EHZ has General Class license after 30 years as a commercial operator. RDJ has off-center antenna. New at Evansville are N9KJD, KEP, GSC, and KCU. N9JGI has a code class and is forming a c.d. section. KVE is recovering from a leg ailment. OVB has a new 813 rig as per January QST. RACES has been approved for Evansville. MVZ is having transformer troubles. KRJ is 160-meter mobile. AST is on the sick list. NRJ is a civilian again. JNZ is new at Rensselaer. N9JZU is new at New Castle. PPD has 1st-class telephone license. The Kokomo Club has a code class with 10 hopeful prospects and also has 20 c.d. rigs on 145.2 Mc. CC attended the ARRL Dakota Division Convention. SNT rebuilt the rig with a pair of 814s p.p. JUJ is on low power now; her big rig went haywire. Traffic: W9UJJ 1352, N2Z 855, JBQ 515, TT 349, UQP 148, SNT 105, SVL 78, OLN 62, VNV 55, NTA 51, TG 40, ZRP 40, WUH 36, YB 36, EQO 34, YIP 33, CMT 32, BKJ 31, UWU 31, WRO 31, CC 30, KDV 27, YWE 25, EHZ 21, AON 20, DOK 20, QR 20, DKR 19, STC 11, ZIB 11, AB 10, PPS 9, WBA 8, BDP 4, DGA 4, YVS 3, NTR 2, SKP 2.

WISCONSIN — SCM, Reno W. Goetsch, W9RQM — SEC: OVO. PAMs: ESJ, GMY. RMs: IXA, RTP, UNJ. Nets: BEN, 3950 kc., 6 p.m. daily; WIN, 3625 kc., 6 p.m. daily; WPN, 3950 kc., 1215 Mon.-Sat., 0930 Sun. Mobile and c.d. frequency: 29,620 kc. VBZ cut back on traffic skeds because of school. CXY put up a new 14-Mc. antenna. UNJ reports the addition of Sat. operation to 9RN. VKR has his antenna back up. VZK has a new home-brew 200-watt final. ZAN received 20-w.p.m. CP sticker. KH6BBI is active from Milwaukee, where he is attending school. In attendance at the W9 DXCC meeting were CFT, EWC, KXK, RQMI, LNM, RBI, RKP, FDX, and GIL. IQW is going s.s.b. FFC uses 600 watts to 813 final, while his mobile is a Handmaster and Gonset 3-30 converter for all-band operation. New at Plainfield is VEN, who moved from Chicago. FXA is putting up a 20-meter beam. PBB is working on s.s.b. exciter. RQK has a new 75A-1. WWJ has worked 50 countries with a dipole antenna. The Manocard Club's new officers are TRG, pres.; ZKB, vice-pres.; DKH, secy.-treas.; OVE, BZU, and JAW, dir. KXL donated a 25-ft. trailer to the Kenosha Club. YOX has a Viking II and HQ-129X. YOS operated the rig in the hidden transmitter hunt at Kenosha, with GRX the first to locate it. The MSOE Club has a kw. on 14 Mc. feeding a three-element beam 135 ft. high. ZCK built a VFO into his 2E26 rig. KG6ABD/9 has the rig on 3.5 and 7 Mc. 7SAV/9 operates 7 Mc. with a 6146 rig. FOY is interested in amateur TV. SCH has 28-Mc. transmitter-receiver for mobile and portable use. VCH is active in MARS. DSP received a citation for technical development and GDW was cited for public service at NWRCC's annual banquet. Merit awards were received by KHO,

WISCONSIN SECTION QSO PARTY

December 12, 1954

All Wisconsin amateurs are invited to take part in a QSO Party, sponsored by the Milwaukee Radio Amateurs' Club in order to promote friendship and operating ability among the amateurs of Wisconsin.

Rules: 1) The Party will begin at 9:00 a.m. and end at 5:00 p.m. CST December 12th. 2) All types of emission and all bands may be used, but a station may be worked only once regardless of mode or band. C.w.-to-'phone operation is permitted but crossband work is not allowed. Stations are urged to work all bands from 2 through 160 meters to raise their scores. A station may compete as a c.w. or 'phone station or both, as desired. 3) The general call will be "CQ Wis." 4) Information to be exchanged in each contact will consist of the QSO NR, RS or RST report, County, and name of operator. Example: NR 1 589X MARATHON RENO. 5) Scoring: Count 1 point for such information sent and 1 point for such information received, for a maximum of 2 points per contact. Multiply the total contact points by the number of different Wisconsin counties worked to determine the final score. Only contacts with other Wisconsin stations can be counted. 6) Logs should include date and time of QSO, call of station worked, number sent, number received, RST reports sent and received, name, county, band, type of emission, power input. It is suggested that sheets from the ARRL Log Book be used for logging and reporting. 7) A traveling trophy will be awarded to the operator with the highest score, regardless of whether that score has been made completely on c.w., 'phone, or a composite of both. Certificates will be issued to the first, second, and third place winners among 'phone, c.w., and Novice entrants. 8) Send logs to Edward R. Buchholz, W9VBZ, 3648-A North 8th St., Milwaukee 6, Wis.

See how many of your fellow Badgers you can work during the 8-hour contest period. Get on the air December 12th and meet the gang!

LEE, and REQ, MMR and DDB moved to Wausau. SJL completed new TVI-proofed rig with multi-band tuners and 813 final, FPE's mobile now operates at $\frac{1}{2}$ kw. on 80, 40, 20, and 10 meters with band-changing and antenna-tuning while in motion! Traffic: (Sept.) W9VBZ 598, CKY 533, WWJ 168, LSR 66, RQK 59, SAA 48, FXA 46, RTP 35, GMY 27, UNJ 20, LXA 16, FCC 14, RQM 11, IQW 10, SZR 10, IBF 6, RKP 6, RUB 3, AEM 2, OVO 2, VKR 2 SDK 1. (Aug.) W9UNJ 66.

DAKOTA DIVISION

SOUTH DAKOTA — SCM, J. W. Sikorski, W0RRN — Asst. SCMs: Earl Shirley, 6YQR; and Martha Shirley, 4ZWL. SEC: GCP. RM: SMV. PAMS: NEO and PRL. KXZ has volunteered as EC for Brookings County. GCP's report shows 64 full and 27 supporting AREC members with 14 official mobile units in the section. New General Class licensees: O0Z, RLA, EYB, N0VHB and N0VHC were issued to the daughters of VQC and BHP. N0VHZ received his ticket while working for VQC. GWS is attending State College and LXP is at Dakota Wesleyan. SCT received 15-w.p.m. Code Proficiency endorsement. The NJQ Net resumed operation Sept. 8th. 7CAK is in Custer Hospital. The Mitchell ARC is starting code and theory classes. GWL has a new bandswitching rig. The Redfield ARC has applied for ARRL affiliation. Officers are FOQ, pres.; IER, vice-pres.; and BAN, secy.-treas. SMV is running 350 watts on c.w. and i.m. 'phone. The C. W. Net reports 13 sessions, 33 QNL and traffic 35. Traffic: W0SCT 45, OJQ 39, MPQ 27, SMY 18, AXD 5, GWS 5, NEO 5, ZWL 4.

MINNESOTA — SCM, Charles M. Bove, W0MXC — Asst. SCM: Vance Smythe, 6GCG. SEC: GTX. RMs: DQL and OMC. PAMS: JIE and UCV. K6EA was back in the Twin Cities and visited PKO. Army will operate portable from Bemidji. BHY has been busy building a new home in North St. Paul. The Dakota Division Convention was a big success. Minnesota was well represented by about 20 hams and XYLs from the Twin Cities. President Dosland, V.H.F. Editor Ed Tilton, and Director Al Gowan were there representing the ARRL. Highlight of the Convention was the big banquet, followed by initiation into that order known as the Royal Order of the Wouff Hong. A tour of Ellsworth Air Base and of the Black Hills and Mount Rushmore and a chuck-wagon feed of buffalo stew followed. RLQ now has his General Class license. ANU is temporarily off the air while building a new house. The Screw Ball Convention at Hayward now is history. It enjoyed an attendance of about 35 hams. Jean, IRJ, was elected Queen of the Screw Ball Convention. HY has been operating from Bay Lake near

Crosby and working into the Cities with only 8 watts on 75 meters. IRD, of Duluth, recently was married. Her new name is Mrs. Alvin Feller. The marriage was performed at Chanhassee by JDO, Justice of the Peace. TJI now is holder of a General Class license and is operating mobile with an Elmac. KFN and EUI bought a new Olds 98 and will be mobile with an Elmac. WMA soon will be using a Viking Ranger. Traffic: W0KLG 214, WMA 152, UCV 82, MVG 80, KFN 58, EHO 39, KNR 36, IRJ 35, TKX 31, LST 30, LUX 24, GTX 16, OJH 16, RVO 15, BZG 13, IKJ 13, JIE 12, MXC 9, OMC 9, PBI 9, QZK 8, TUS 8, BUO 7, GWU 7, HAH 7, ALW 6, CID 6, GWJ 4, GGQ 3, TUO 3, OPA 1.

DELTA DIVISION

LOUISIANA — SCM, Thomas J. Morgavi, W5FMO — The Westside ARC is sponsoring a DX contest among its members with \$100 in cash prizes. WQP's XYL had the banana tree in the back yard chopped down; she didn't know that the OM's guy wire holding up his 20-meter beam was tied to it. WQP is now off 20 meters. UXG and his XYL are vacationing on the West Coast. ETV now is General Class. After working 10 for about 20 years, HR has moved up to 20 meters. The New Orleans ARC's dance and picnic held over the Labor Day week end was lots of fun. SQI made WAC but still is waiting for Europe and Africa QSLs. A new OO is WQX. The Caravan Club of Louisiana held a hamfest near Shreveport on Nov. 14th. DAR is back from a European vacation. LV is off to sea again; so is SGH. KGM is working on all-band vertical. We hear that KTB expects to be on a.s.b. soon. The Greater New Orleans ARC has started its code and radio courses at Loyola University. Classes are held Mon. and Wed. nights and will continue through the rest of the school year. HUT, SPZ, and DVS are new mobiles in New Orleans. Please mail your reports in on time. Appointments in all departments are open over the State. Your attention is directed to ARRL Bulletin No. 465. All aspirants to monitor appointments with MARS are invited to make the new ARRL Frequency Measuring Test to check their gear and ability. Traffic: (Sept.) W5NDV 99, MXQ 70, EA 38, SQI 8. (Aug.) W5NDV 166.

MISSISSIPPI — SCM, Dr. A. R. Cortese, W5OTD — Looks like the fellows have run out of news. They don't send me any and I am much too busy to have to listen on the bands to find out what they are doing. So, if you hams are doing anything and want it in print let me have it before the seventh of the month. GEM is the mobile net on the Gulf Coast and meets each day on 29.6 Mc. at 1930. SRT is off the air; work got him. OTD has his new Ranger, thanks to the Jackson Hamfest, JIP, of Jackson, died Sept. 23rd. We'll all miss him. RCF is having trouble getting his mail. A Very Merry Christmas to all of you and may your signals be always Q5 and 9-plus. Traffic: (Sept.) W5EWE 95, VME 76, JHS 40, DRG 11, YHB 8, OTD 5. (Aug.) W5EWE 128, JHS 51, YBH 20, VME 16, OTD 4, DRG 2.

TENNESSEE — SCM, Harry C. Simpson, W4SCF — SEC: RRV. PAM: PFP. RM: WQW. PL is taking a well-deserved Mexican vacation and says he may run into a 'phone ham or two, south of the border. HHK worked 10 states on 2 meters during the V.H.F. Contest. WGI now is 5HEH. ETS is recovering from a recent illness. AKB has moved to Virginia. WQT moved to a new QTH, still in Clarksville. The Elizabethton-Johnson City Club now has been named the Watauga Radio Club, with VFL, BBD, and VDN as officers. Another father-son team is BVA-HLP. PAL takes to the air, literally; now is a partner in a plane. The Kingsport Club had an outdoor meeting, complete with a Weiner roast. Thanks to UVS for an admirable job on the Crossville picnic pictures. HFA is a new active ham in Kingsport. VUA sends a nice newsy letter and suggests that local skeds for 75 meters be made early because of skin conditions. New Memphis 2-meter stations are BAO, GIS, and WN4s FRB, HMI, and HMJ. BAQ/UDI have auto calls installed on 2 and 10 meters. PVD now is up to 101 countries and is awaiting QSLs from 4 new ones worked this month. UWA reports the new Upper Cumberland Net is going along nicely, averaging 8 stations per session. MLL, LC, WQW, HEZ, and EXR report they were treated royally at the St. Louis Hamfest. COY, FQO, and GZC visited WQW. Traffic: W4PL 1274, OGG 744, TYU 190, PFP 166, H1H 129, WQW 128, H1B 96, BQG 78, SCF 51, UWA 50, TZD 40, OEZ 37, GZC 36, AKB 22, VJ 17, BMI 14, ZJY 14, RRV 13, UOA 13, PAH 10, PVD 9, RET 8, BAQ 6, RMJ 6, TSN 6, DCH 4, UIO 4, FLW 2, TIE 2, VVG 2.

GREAT LAKES DIVISION

KENTUCKY — SCM, Robert E. Fields, W4SBI — KKW turned in a very fine report on the KYN, and shows that activity is on the increase. There are 40 active stations on the net, with the following stations earning net certificates: IAY, GFG, HEA, SUD, ZDA, ZGM, and K4FBW. CDA still is building. His latest is a 100-watt transmitter for 75-meter 'phone. K4FBW is building a 100-watt final, plus a 2-meter rig. KKG is active only on 15 meters. MWX still is plugging away with KYN and UTL. RYM, newly-appointed EC, is reorganizing AREC and emergency activi-

(Continued on page 88)

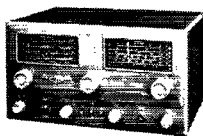
BECOME AN HONORARY

ANOTHER BIG

\$1,000 HAM SHACK GRAND PRIZE

Just listen to this! Grand prize is a complete ham shack worth *one thousand dollars!* The shack includes the finest of all receivers — the world-famous HRO Sixty — with a matching speaker PLUS a deluxe transmitter, a semi-automatic key, a microphone and a rotary antenna!

NC-88 AWARDED MONTHLY



Even if you don't win the Grand Prize, you're eligible to win a monthly prize of a brand new NC-88 — a world-beater in receiver value! Features include calibrated band-spread for 80, 40, 20, 15, 11 and 10 meter bands, advanced AC superhet circuit using 8 miniature tubes plus rectifier, a tuned RF stage, two IF stages, two audio stages and a host of other features!

OFFICIAL RULES

1. Describe the features you would like in your "dream receiver." Suggestions can be as technical or non-technical as you like — anything from a circuit design to the style of a knob. Drawings or diagrams may be used. Please write legibly. Enclose your suggestions with a signed entry blank and mail to: Contest Department, National Company, Inc., 61 Sherman Street, Malden 48, Massachusetts.

2. You can mail as many suggestions with an entry blank as you wish. Be sure that a separate entry blank accompanies suggestions mailed at different times. You may file as many entry blanks as you wish.

3. An NC-88 will be awarded to the winner of each monthly

contest. A grand prize of a \$1,000 value ham shack will be awarded for the entry judged best from all winning monthly entries. A certificate will be awarded to each entrant, making such entrant an honorary National Company, Inc. engineer. The contest will continue through midnight February 28, 1955.

4. Anybody is eligible to enter the contest except employees of National Company, Inc., its advertising agency, and their immediate families. To be eligible an entrant must send a signed entry blank with his suggestions. To be eligible for any particular month's contest entries must be postmarked no later than midnight on the last day of the specific month. Winners will be notified by mail.

5. Entries will be judged by a three-man panel composed of competent technically qualified personnel of National Company, Inc., each exercising independent personal judgment. All decisions of the judges will be final and will be decided by majority vote.

6. All suggestions submitted in this contest, whether awarded prizes or not, become the exclusive property of National Company, Inc. and are not subject to being returned. Entrants grant to National Company, Inc. all rights to suggestions, including the right to patent and/or copyright the suggestion. National Company, Inc. has no obligation to entrants other than to award prizes in accordance herewith.

NATIONAL ENGINEER!

MONTHLY CONTEST...

Here it is! Another big month of National's exciting new contest for radio amateurs and shortwave listeners!

You've probably often thought of features you'd like included in your "dream receiver." Well, now's the time to put them down on paper! They may win you a brand new NC-88 or a complete \$1,000 ham shack!

National's sole purpose is to find out what the *majority* of you want and don't want in a receiver. (Acceptance of your entry does not mean it will be included in future receivers and submission of an idea doesn't obligate National to use it.)

Whether he wins or not, each entrant will receive a certificate as an "HONORARY NATIONAL ENGINEER."

The entire contest closes on February 28. All entries must be post-marked no later than midnight of that date.

So, hurry, pick your official entry blanks at your National distributor.*

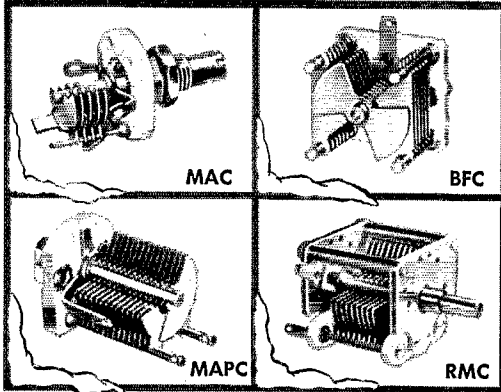
tuned to tomorrow  **National** 

NATIONAL COMPANY, INC., 61 SHERMAN ST., MALDEN 48, MASSACHUSETTS

** If there is no National distributor near you, write direct to the company, Attention Contest Department, for your entry blank.*

In Equipment You Build Yourself

USE HAMMARLUND CAPACITORS



The Precision Components that give trouble-free service!


Here are the variable capacitors built by precision craftsmen with long experience, and with the knowledge that quality is the major requirement for good ham operation.

These components have been designed with the amateur and experimenter in mind since the first models were produced nearly 30 years ago.

Long, trouble-free service and continuous fine performance are assured when Hammarlund variable capacitors are used in your gear. You wire them in with the certainty that they will continue to function efficiently for the life of the set.

Have you received your copy of the new Capacitor Catalog? It lists Hammarlund's complete line of standard capacitors sold by responsible dealers from coast to coast.

SEND TODAY!



HAMMARLUND

THE HAMMARLUND MANUFACTURING CO., INC.
460 WEST 34TH STREET • NEW YORK 1, N. Y.

(Continued from page 79)

ties around the Town of Henderson. You should be hearing K2CYI from his home QTH now. SBI, your Section Communications Manager for Kentucky, invites you to send monthly reports of your activity. Traffic: W4KKW 122, K4FBW 96, ZLK 72, W4SBI 39, WNH 32, CDA 28, SYD 28, MWX 17, K2CYI 16, W4JCN 13, NIZ 10, AZQ 9.

MICHIGAN — SCM, Fabian T. McAllister, W8HKT — Asst. SCMs: Joe Beljan, 88CW; and Bob Cooper, 8AQA. SEC: GJH. RMs: URM and NUL. The traffic nets have started in earnest and we have noted a few NCSs on hand. You fellows who have taken over will never regret it. RJC has been off the air since early in September and ELW was the only one to make BPL this month. Incidentally, when your traffic totals put you in the BPL class don't forget to mention on your report whether your station was operated as a one-operator station, or a more-than-one-operator station. Remember, too, that the only traffic which may be counted is traffic handled on amateur frequencies. For instance, a message received and relayed on MARS counts "zero." If received on MARS and relayed on an amateur frequency it counts "one." It must be handled on amateur frequencies to count toward your traffic total. The THN Net is in operation again this year for you fellows who cannot check into the evening nets. Look for it at noon every weekday on 3663 kc. New officers of the Genesee County Radio Club are: ITZ, pres.; QIC, OBM, and IFK, vice-pres.; JAX, secy.; and FNQ, treas. The Blossomland Club recently elected SCS, pres.; QPG, vice-pres.; QOD, secy.; and QBN, act. mgr. We recently saw an interesting article about the wildlife "lectures" given by NEJ/NEK. It seems that John and Marianne have been discussing their work at the Game Refuge in QSOs with several school radio clubs; and the clubs found it so interesting that they made recordings of the QSOs, playing them back during class periods. WXO will be working and teaching until after Christmas. SWG has his receiver in for a factory check-up, and dampness in the basement caused a blow-out of EGI's buffer power transformer. (We seem to remember the stunt of burning a low-wattage lamp bulb in the cabinet to keep the moisture out). SWF has a new folded dipole, and YKC is looking for a crew to put up his new 35-foot poles. The Edison Club loaned its emergency gas-engine generator to the Royal Oak General Hospital for emergency lighting in the delivery room during a recent power failure. During the September V.H.F. Party NOH made 48 contacts in six sections. Lou now has his sights on a 400-watt rig! Traffic: W8ELW 572, ILP 169, NUL 121, FX 98, MLR 93, RTN 32, NOH 76, ZLK 46, QIX 43, JXK 31, WXO 31, PHA 24, AUD 21, HKT 21, SWG 20, IV 19, NEK 19, OQH 12, DSE 8, EGI 7, TQP 7, HSG 6, RJC 6, FSZ 4, PUV 3, SCW 1, WVL 1.

OHIO — SCM, John E. Siringer, W8AJW — Asst. SCMs: J. C. Erickson, 8DAE; W. B. Davis, 8JNF. SEC: UPB. PAM: HUX. RMs: DAE, FVO. Although nobody made the BPL this month, traffic is definitely on the upgrade. ROX has been made an ORS and FJP an QBS. DAE took a trip to the Poconos early this month. QVJ, Central High Ham Club station, is on the air on 160-meter 'phone and 40-meter c.w. According to all reports UPB is doing his normally excellent job as SEC. There are very few amateurs in this section who do not know him personally. GZ is greatly pleased with the W8 QSL Bureau's super service. AQ has purchased a Ranger rig and installed a 45-foot vertical. BUM is visiting in W6-Land. LJ will move to Cleveland around Nov. 1st. ROX is rebuilding to a 4-250A. LZE has acquired a Viking II with VFO and Matchbox. LVF will spend a three-month duty tour at Fort Riley, Kans. The Cleveland North East Club sponsors Novice and Technician Class license exams on the 2nd and 4th Fri. at 18415 Nottingham. LCC is on 2 meters. OQT is working as a sales engineer for Bendix Radio. KYH now is on a.s.b. s.c. YMB succeeds RRA as Northeast's delegate to the CACARC. KYH is the new trustee of COO. About 300 amateurs attended the Cuyahoga County c.d. meeting Oct. 1st which was conducted by LYD. IJZ and IWP have been the most consistent winners of the Cleveland Area hidden transmitter hunts, according to AJH, Cuyahoga County EC. The West Park Radiop Emergency Net, 29,520 kc., averages 25-30 stations Mon. at 10:00 p.m. The Cincinnati Stag Hamfest of Sept. 12th had an attendance of approximately 800 amateurs, one of the section's big events. On the same day the Findlay Hamfest produced a turnout of over 300 people, the largest crowd in several years. Winners in the Lucas County September hidden transmitter hunt were EDL on 10 meters and WIT on 160 meters. The *Fort Hamilton Bulletin* mentions that QLH has been called to service and HXB lectured on grid-dip oscillators at the last meeting. The Cleveland Wireless Assn. has reelected BXB, pres.; JNF, vice-pres.; and FSP, secy.-treas. The Dayton *RF Carrier* reports that OVG again is chairman of the club code and theory school. His assisting professors are KLM, PLV, and ZOF. The Springfield Q-5 informs us that an informal antenna forum is held at the ENS antenna garden from 1:00 to 4:00 on Sun. afternoons. The Columbus *Carascope* states that FYW finally has gotten on 2 meters, LWE has received his General Class license, LND has gotten a 2nd-class commercial ticket; LVF and KMM have but to complete their graduation thesis to receive their PEDs, HUE has con-

(Continued on page 84)



HINT NOW For a New HQ!

for year 'round better reception!



The "HQ-140-X"
Communications Receiver

The receiver that belongs in every Ham's shack!

Whether your "HQ-140-X" receiver comes as a gift, or you buy it for yourself, you can be sure it will give years of reliable, quality performance.

Its many outstanding features are evidence that it was built for those who appreciate professional standards. Extremely accurate frequency setting is achieved because of the HQ-140-X's carefully calibrated bandspread dial. The Hammarlund patented 455 Kc crystal filter and phasing network makes it possible to change bandwidth without the slightest detuning.

The separate oscillator (6C4) and mixer (6BE6) contribute to the high degree of oscillator stability.

Low-loss tube sockets, ceramic bandswitches, temperature compensating capacitors, zero temperature coefficient ceramic trimmers and a bi-metallic compensating plate all keep frequency drift to less than 0.01%, from the lowest frequency (540 Kc) to the highest (31 Mc).

These are examples of the many features that make the "HQ-140-X" the receiver that belongs in every Ham's shack.

Detailed information and specifications on this fine receiver are available. Ask for Bulletin N40.




HAMMARLUND

THE HAMMARLUND MANUFACTURING COMPANY, INC.

460 WEST 34TH STREET • NEW YORK 1, N. Y.

Mid-West Sales Office: 605 N. Michigan Ave., Chicago 11—Export Office: 13 East 40th St., New York 16, N. Y.

Heathkit GRID DIP METER KIT



MODEL GD-1B

\$19.50 Ship. Wt.
4 lbs.

with additional blank dials for individual calibration. You'll like the ready convenience and smart appearance of this kit with its baked enamel panel and crackle finish cabinet.

The invaluable instrument for all Hams. Numerous applications such as retuning, neutralization, locating parasitics, correcting TVI, adjusting antennas, design procedures, etc. Receiver applications include measuring C, L and Q of components—determining RF circuit resonant frequencies.


Covers 80, 40, 20, 11, 10, 6, 2, and 1 1/2 meter Ham bands. Complete frequency coverage from 2—250 Mc, using ready-wound plug-in coils provided with the kit. Accessory coil kit, Part 341-A at \$3.00 extends low frequency range to 350 Kc. Dial correlation curves furnished.

Compact construction, one hand operation, AC transformer operated, variable sensitivity control, thumb wheel drive, and direct reading calibrations. Pre-ratified dial like the ready convenience and smart appearance of this kit with its baked enamel panel and crackle finish cabinet.

Heathkit ANTENNA COUPLER KIT

The new Heathkit Antenna Coupler Model AC-1 was specifically designed to operate with the Heathkit Amateur Transmitter and will operate with any transmitter not exceeding 75 watts RF input power.

Rugged design has resulted in a sturdy, well shielded unit featuring a copper plated chassis and shield compartment. Coaxial 52 ohm receptacle on the rear of the chassis connects to a three section Pi-type low pass filter with a cut-off frequency of 36 Mc. Tuning network consists of a variable capacitance and tapped inductance in an impedance matching unit. Capacity coupled neon lamp serves as a tuning indicator and will also provide a rough indication of power output.



MODEL AC-1

\$14.50 Ship. Wt.
4 lbs.

Heathkit IMPEDANCE METER KIT



MODEL
AM-1

\$14.50 Ship. Wt.
2 lbs.

tive null indicator. Shielded aluminum light weight cabinet. Strong self supporting antenna terminals.

The Heathkit Antenna Impedance Meter is basically a resistance type standing wave ratio bridge, with one arm a variable resistance. In this manner it is possible to measure radiation resistance and resonant frequency and antenna transmission line impedance; approximate SWR and optimum receiver input. Use it also as a monitor or as a field strength meter where high sensitivity is not required. Frequency range of the AM-1 is 0-150 Mc and range of impedance measurements 0-600 ohms. The circuit uses a 100 microampere Simpson meter as a sensi-

structed a new 813 rig, and LWJ is active on 2 meters. Eastern Ohio's *Ham Flashes* relates that NXX is a baritone horn tooter in the Salem American Legion Band, CQZ is a new mobilizer, ZAG is working for Bendix Radio in Alaska, PIK has increased McDonald's amateur population to two, OKC and LZRH have new mobiles, and AUE has had his address changed to Fowler, Traffic: (Sept.) W81 VO 338, UPB 308, ARQ 244, MQQ 179, REL 160, DQGI 153, LIY 129, FPZ 126, LAE 86, RO 75, GDB 60, AM 57, HNP 55, LJJ 44, AL 42, DG 42, AJW 33, HFF 33, WE 28, ROX 26, HUX 20, LMB 16, GZ 14, AFC 12, LZE 11, AJH 8, DMD 7, FJV 7, HXB 7, AQ 6, DL 6, EQN 6, KIH 6, OPU 6, RZ 6, ET 5, CSN 4, HPP 4, NQQ 4, PBX 4, LT 2, OQP 2, AYR 1. (Aug.) W8DQG 48, PBX 4.

HUDSON DIVISION

EASTERN NEW YORK — SCM, Stephen J. Neason, W2ILI — SEC; RYR, M; TYC, PAM; GDD, JQI, IJG. I regret to announce the resignation of KBT as RM for this section and as manager of NYSS. Our sincere thanks to Carl for his long service and excellent record. Congrats to OPD of the Western New York section, who is the new manager of NYSS. WVS has a new Gonset VFO and a sixteen-element beam on 144 Mc. LWI has moved from Long Island to Pok and has an 829 final on 144 Mc. K2ANL has a 100-watt mobile on 144 Mc. K2BAR, K2DRV, and KN2HQ have built converters designed by RTE for 144 Mc. AII will be in Boston for about one year and will be home week ends. He will be active from Boston on 3.9 and 144 Mc. K2JUS has returned from the Army and is active from Port Jervis. HQF and KN2HTT are new members of the Rockland County AREC-C.D. Net. ZBS and MHE have new converters for 144 Mc. OKI received his 15-w.p.m. sticker. K2BSD has a new Telrex short beam going on 14 Mc, and is handling long-haul traffic. 1DF, of ARRL, was well received at the SARA. A record crowd was on hand to enjoy his talk on "Impedance Matching." OAK has a new 4-125A final working on all bands using both A1 and A3 emission. 3FWT was a recent caller at EFU. The HHRL has resumed publication of *Zerobeat* and opened the first meeting of the season with a demonstration of closed circuit TV by K2HEF, AWQ and KN2HRQ were recent visitors at ARRL. It is with regret that we report the death on Oct. 9th of Harry C. Condon, W2JQL A ham for twenty years, he was active on 2-, 10-, 75-, and 160-meter 'phone, was the originator of the Albany Amateur Association Directory and was one of the few honored by the Albany Amateur Association and given life membership. K2BAJ has left for Cal. Tech. and will operate portable from W6-Land. WRI is working with s.s.b. PCP and K2AEH are having fun with FSK equipments. NGQ has a new vest-pocket beam working on 144 Mc. Don't lose your appointment, check the endorsement date now. Traffic: (Sept.) K2BSD 257, W2LRW 64, K2BE 55, W2GDD 39, ILI 34, YXE 25, K2EQ 15, W2SZ 13, TYC 5, APH 2. (Aug.) W2OKI 3.


NEW YORK CITY AND LONG ISLAND — SCM, Carleton L. Coleman, W2YBT — Asst. SCM; Harry Daniels, 2TUK, SEC; ZAI, PAM; JZX, RMs; VNJ, LPJ. Please continue mailing reports to TUK. Other mail for YBT should go to his new address, P. O. Box 1011, East Hampton. Congratulations to OBU on his reelection as Hudson Division Director. JOA again leads the list of BPL stations, but school slows down his activities. Ditto for IVS, IVU, K2s CQP, ABW, and DVT. School first, BPL second, that's the ARRL way! LPJ lost one week when his 4D32 went West, but still managed a BPL total. VNJ reports the NLI Net (3630 kc., 7:30 p.m. nightly) now is up to fall level, but outlets still are required in Suffolk. How about it, gang? K2JFZ, ex-3CTS, joins the gang at AEE. K2CRH requests interested Brooklyn 80-meter stations to join the BAREC Emergency Net on Sun. at 11 a.m. on 3755 kc. The Tu-Boro Club is celebrating its 20th anniversary this year. FKR is new Asst. EC in Queens. JBQ and his powerful 25-watt on 144 Mc. hit 12 sections in the V.H.F. Contest and accounted for W8s in Ohio, Michigan, and West Virginia in the band-opening. GP's antenna came down in Hurricane Carol, but Don is back in business. IN is another addition to the s.s.b. gang on 40 and 80 meters. K2CMV is planning early for next summer's mobile season with a low-power rig under construction. K2APZ, Brooklyn College station, returns to 75 meters. K2CYI is back from Army service and plans 75- and 20-meter mobile operation. EBZ invites all those interested in RTTY to contact him for information on the newly-formed Amateur Radio Teletype Society. KN2JAS and his AT-1 and S38-C need only W6 and W7 to complete all Novice districts. HQL, with 15 crystal-controlled watts, made WAS and WAC. JBP is due back from K6B-Land. KN2JGZ is a new Novice in Malverne. DLO reports hearing 8 stations on 420 Mc. during the V.H.F. Contest. His 420-Mc. transmitter will be ready for the next V.H.F. SS. K2HID and his Viking I picked up 5 new countries. JZX reports that Second District YLs meet the 3rd Thurs. on 3900 kc. at 9:30 a.m. New YLs in the section are KN2JHQ, the XYI of NJL, and KN2s IOI and IZC. K2H2B didn't take long to drop the "N." KGN, Brooklyn EC, reports the new shack at Boro C.D. Control is PB. K2GKQ, Amityville Memorial School, is active on the Novice bands with K2AMP as trustee. K2DOQ is

(Continued on page 88)

HEATH COMPANY
BENTON HARBOR 9, MICHIGAN

New

Heathkit VFO KIT



MODEL VF-1

\$1950

Ship. Wt. 7 lbs.

- Smooth acting illuminated and precalibrated dial.
- 6AU6 electron coupled Clapp oscillator and OA2 voltage regulator.
- 7 Band coverage, 160 through 10 meters—10 Volt RF output.
- Copper plated chassis—aluminum cabinet—easy to build—direct keying.

Here is the new Heathkit VFO you have been waiting for. The perfect companion to the Heathkit Model AT-1 Transmitter. It has sufficient output to drive any multi-stage transmitter of modern design. A terrific combination of outstanding features at a low kit price. Good mechanical

and electrical design insures operating stability. Coils are wound on heavy duty ceramic forms, using Litz or double cellulose wire coated with polystyrene cement. Variable capacitor is of differential type construction, especially designed for maximum bandwidth and features ceramic insulation and double bearings.

This kit is furnished with a carefully precalibrated dial which provides well over two feet of calibrated dial scale. Smooth acting vernier reduction drive insures easy tuning and zero beating. Power requirements 6.3 volts AC at .45 amperes and 250 volts DC at 15 mills. Just plug it into the power receptacle provided on the rear of the AT-1 Transmitter Kit. The VFO coaxial output cable terminates in plastic plug to fit standard $\frac{1}{4}$ " crystal holder. Construction is simple and wiring is easy.

Open layout—easy to build—simplified wiring.


Smooth acting illuminated dial drive.

Clean appearance—rugged construction—accessible calibrating adjustments.

Ceramic coil forms—differential condenser.

Copper plated chassis—careful shielding.

Heathkit AMATEUR TRANSMITTER KIT



MODEL AT-1

\$2950

Ship. Wt. 16 lbs.


SPECIFICATIONS:

Range 80, 40, 20, 15, 11, 10 meters.
 6AG7 Oscillator-multiplier.
 6X4 Amplifier-doubler
 6Y4G Rectifier.
 105-125 Volt A.C. 50-60 cycles 100 watts. Size: 8 1/8 inch high x 13 1/8 inch wide x 7 inch deep.

Crystal or VFO excitation.

Prewound coils—metered operation.

Rugged, clean construction.



Single knob hand switching.

52 ohm coaxial output.

Built-in power supply.


Here is a major Heathkit addition to the Ham radio field, the AT-1 Transmitter Kit, incorporating many desirable design features at the lowest possible dollar-per-watts price. Panel mounted crystal socket, stand-by switch, key click filter, A. C. line filtering, good shielding, etc. VFO or crystal excitation—up to 35 watts input. Built-in power supply provides 425 volts at 100 MA. Amazingly low kit price includes all circuit components, tubes, cabinet, punched chassis, and detailed construction manual.

Heathkit COMMUNICATIONS RECEIVER KIT

Four band operation 535 to 35 Mc.

Stable RFO oscillator circuit.

RF gain control with AVC or AVC.



5 1/2 inch PM speaker—Headphone Jack.


Noise limiter—standby switch.

Six tube transformer operation.

Electrical bandwidth and scale.

SPECIFICATIONS:

Range.....535 Kc to 35 Mc
 12BA6 Mixer-oscillator
 12BA6 L. F. Amplifier
 12AV6 Detector—AVC—audio
 12BA6 B. F. O. oscillator
 12A6 Beam power output
 5Y3GT Rectifier
 105-125 volts A.C. 50-60 cycles, 45 watts.



MODEL AR-2

\$2550

Ship. Wt. 12 lbs.

CABINET:

Proxylon impregnated fabric covered plywood cabinet. Ship. weight 5 lbs. Number 91-10, \$4.50.


A new Heathkit AR-2 communications receiver. The ideal companion piece for the AT-1 Transmitter. Electrical bandwidth scale for tuning and logging convenience. High gain miniature tubes and IF transformers for high sensitivity and good signal to noise ratio. Construct your own Communications Receiver at a very substantial saving. Supplied with all tubes, punched and formed sheet metal parts, speaker, circuit components, and detailed step-by-step construction manual.

HEATH COMPANY
 BENTON HARBOR 9, MICHIGAN

A big red bow

and a cheery Merry Xmas tag . . .

Simple, traditional Holiday-spirit additions to any piece of Gonset equipment . . . for the most enjoyable Xmas gift package anyone could desire.




Super-ceiver

Super-ceiver in conjunction with any good quality amateur converter, such as Gonset Super-Six, provides a complete mobile receiver capable of outstanding performance on both phone and C.W.

Unit is xtal controlled for maximum stability and utilizes 8 tuned circuits at 262 kcs for high selectivity. Self-contained vibrator power supply furnishes voltage regulated power to converter and to BFO. Latter is highly stable with adjustable pitch control. Separate RF and AF Gain controls, adjustable squelch, effective noise clipper. Built-in speaker with connections for external speaker, if desired. Pertinent controls are on a small control head which mounts near the converter for "fingertip" operation. Connecting cables and plugs are supplied. Power pack is designed for quick conversion to 12V DC.

Net\$119.50



*Commander
60 watt
Transmitter*

An extremely compact, highly effective 60 watt transmitter for mobile or fixed service. Normally xtal controlled, may also be used in conjunction with external Gonset "tubeless" VFO. Highly flexible output circuit, readily shifted to pi network if desired.

FREQ. RANGE: 1.7-54 mcs continuous.

TUBES: RF-6AG7, 6146. AF-12AT7, two 7C5's.

POWER REQUIREMENTS: 300V-500V @ 200-225 ma (phone) and 6.3V, AC or DC @ 3.15A. Up to 60W input, phone or CW.

MODULATOR: Class AB2 tetrodes and integral hi-level speech clipping.


ANTENNA FEED: All conventional feed lines, Coax ribbon or open line or direct to Marconi antenna.

MICROPHONE INPUT: Any standard carbon or PA type hi-impedance dynamic or crystal.

Complete with tubes, less power supply, xtal and microphone.

Net ...\$124.50

*RF Power
Amplifier*



Here is a true general purpose "Power Package" for SSB, CW, AM phone. It's self-contained with a husky, dual-voltage bridge power supply . . . has a highly flexible pi network output circuit. Provides full band-switched coverage of 10-11-15-20-40 and 80 with provisions for adding 160.


This is an ideal amplifier to follow any low-power SSB exciter. Its highly stable, linear (Class AB₁) and has excitation control and complete metering to facilitate SSB operational adjustments. Operation is in no manner confined to SSB, since AM phone with a few watts of modulated drive is readily possible. C.W. operation at substantial output is merely a matter of providing a low-power keyed RF input.

POWER OUTPUT RATINGS

SSB—250W (Peak envelope output)

CW—220-240W output. AM—80-100 watts carrier.

TUBES: 4-807's in completely unique electro-mechanical arrangement, stable, free from parasitic or self-oscillation. 4-866JR's in bridge. Dual output heavy-duty 80 mfd output filter for excellent dynamic regulation.



Monitor

Use it for code practice at any time but . . . since it is also an excellent monitor for phone or C.W. . . . keep it in service as a permanent station fixture.

This unit can be used without danger of shock since the 115 volt AC power supply is isolated so that neither of the two external key or earphone leads are "Hot" to ground.

Audio tone and volume are individually adjustable and made audible on panel mounted speaker, (or external earphones). A small amount of Rf, (linked from the transmitter) operates the unit when used as a monitor. The actual transmitted signal operates the internal audio oscillator for C.W. . . . the rectified audio component is made audible on speaker, (or earphones for "side tone") where utilized for phone operation. It's attractively finished, functional.

Net\$19.50


A bit too large to fit under your Xmas tree but . . . there will be no difficulty in finding adequate roof space to contain its 16 1/2 foot tip-to-tip element length. (Boom is 10') Light-weight too . . . easily rotated by any good TV-type rotator.

It's effective! Performance, in all kinds of weather, approaches that of a full-length 20 meter beam. High Q silver plated, copper tubing inductors, are self-supported . . . ensure unimpaired, wet weather operation.

Bow-tie, broad-banded elements . . . very low SWR . . . good F-B-R . . . 52 ohm line feed . . . symmetrical pattern.

Net ...\$59.50


Bantam Beam



GONSET CO.

801 South Main Street Burbank, Calif.

The
PERFECT
2 meter
PACKAGE



"Communicator"

Physically, a comfortably-carried 20 pound package . . . but . . . a completely unique package which contains all circuit elements usually found only in a well designed 2 meter fixed station of conventional size. Here truly is compactness without compromise!

Stand-out features

- Sensitive superhet receiver with "Cascode" front-end. Calibrated dial tunable from 144 to 148.3 mcs.
- Three stages I. F.
- The famous Gonset noise clipper . . .
- Adjustable squelch

- Built-in panel speaker—earphone jack
- Universal self-contained power supply for 6 volts DC and/or 115 volt AC
- Transmitter uses 2E26 final at 5-7 W output .
- High level plate modulation
- Modulator can also be used to provide a PA system for emergency situations

Frequency control is by crystal, (standard 8 mc types) or by Gonset 2 meter VFO. (Separate)


Coax fitting on case top accepts telescoping antenna, (supplied) or connects coax line to external antennas.

DE LUXE COMMUNICATOR net 229.50
STANDARD COMMUNICATOR net 209.50
(Less squelch, earphone jack, etc.)

2 meter VFO

A fitting companion unit for the Communicator, but also well suited for use with almost any 2-meter transmitter. Provides stable, calibrated VFO (24 mc. output) . . . brings all the advantages of LF, VFO to the 2-meter operator. . . .

Net 84.50



GONSET CO.

801 South Main Street Burbank, Calif.



To start the
New Year right...

6 meter Communicator

Now . . . a brand new Communicator which operates on the amateur 6 meter band. This highly interesting band offers virtually the same general coverage possibilities as 2 meters . . . adds an important PLUS . . . the thrill that comes when you contact stations hundreds . . . or thousands . . . of miles away when the band opens for sky-wave communication.

HIGHLIGHTS:

General appearance is identical to the 2 meter Communicator. Same size, same weight, same outstanding performance.

Receiver utilizes the well-known Gonset cascode front-end for high sensitivity, double conversion for increased I.F. selectivity usable on 6 meters. The receiver also tunes down to 49 mcs, permits spotting commercial stations to clue band "openings."

Transmitter delivers 8 to 10 watts output with either 6 volt DC or 115 volt AC supply.

De luxe model only.

Model 3049—6 meter Communicator
6V DC/115V AC.....net 229.50
(less mike and xtal.).

NEW 12 VOLT COMMUNICATOR MODELS.


Model 3058—6 meter Communicator
12V DC/115V AC.....net 229.50


Model 3057—2 meter Communicator
12V DC/115V AC.....net 229.50

(Both de luxe models).

A very Merry Xmas and
a healthy, happy and
prosperous New Year.

THE GONSET GANG.





THE NEW **PRECISION** MODEL **120**

GIVES YOU WHAT YOU WANTED IN A
**HIGH SENSITIVITY
 MULTI-RANGE TEST SET**

- ✓ MORE RANGES
- ✓ AN EXTRA-LOW RESISTANCE RANGE
- ✓ AN EXTRA-LOW VOLTAGE RANGE
- ✓ AN EXTENDED LOW CURRENT RANGE
- ✓ A LARGER METER SCALE FACE
- ✓ POSITIVE CONTACT JACKS and PLUGS

Compare These Wide Spread Ranges and Features:

- ★ 8 DC VOLTAGE RANGES: 20,000 ohms per volt.
- ★ 8 AC VOLTAGE RANGES: 5,000 ohms per volt. 0-1.2-3-12-60-300-600-1200-6000 volts.
- ★ 8 AC OUTPUT RANGES: same as AC volt ranges.
- ★ 7 DC CURRENT RANGES: 0-60-300 μ a. 0-1.2-12-120-600 Ma. 0-12 Amps.
- ★ 5 RESISTANCE RANGES: self-contained 0-200-2000-200,000 ohms. 0-2-20 megohms.
- ★ 8 DECIBEL RANGES: -20 DB to +77DB. 0 DB = 1 Milliwatt, 600 ohms.
- ★ EXTRA LARGE 5/4" RUGGED 'PACE' METER: 40 microamperes sensitivity, 2% accuracy.
- ★ 1% MULTIPLIERS and SHUNTS
- ★ TWO JACKS SERVE ALL STANDARD RANGES
- ★ "TRANSIT" SAFETY POSITION on range selector protects meter during transport and storage.
- ★ CUSTOM-MOLDED PHENOLIC CASE and PANEL

MODEL 120... complete with internal ohmmeter batteries, banana-plug test leads and detailed operating manual. Overall Case Dimensions 5 3/8" x 7 x 3 3/8"
 Net Price \$39.95

PRECISION Apparatus Co. Inc.

70-31 84th Street, Glendale 27, L. I., N. Y.
 Export: 458 Broadway, New York 13, U. S. A.
 Canada: Atlas Radio Corp., Ltd., 560 King St., W., Toronto, 28

(Continued from page 84)

building a 40-watt rig for all bands now that he has dropped the "N." KN21YK used the W1AW Code Proficiency Run for the Novice code test. New members of the NYRC are 4EOJ/2 and KN2IMG. The Fordham Club gave exams to Novices JDM and JDR. IRY is moving to Lake Ronkonkoma. YBT has been elected an honorary life member of the Mid-Island R.C. K2GZE is working on the TVI problem in an N.Y.C. apartment house. K2DDC, ex-secy. of Columbia University R.C. reports from Ft. Dix where he is stationed with the Army. VNJ, the NLI RM, may have some competition if his son obtains his ticket. QBR, TUK, and K2GBZ are active at Naval Reserve station K2NRL, Freeport. With 1955 around the corner, let us endeavor to keep our operating at a high level. Traffic: (Sept.) W2JOA 1184, KFV 905, KEB 654, BO 612, LPJ 572, K2EP 520, W2JZX 512, 1VU 329, K2CQP 264, W2VNJ 193, OMG 62, AEE 56, OME 39, EC 36, JGV 30, K2ABW 27, CRH 18, W2LKG 16, K2DVT 7, W2PF 7, IAG 6, IVS 4, JBQ 4, K2CMV 3, DDU 3, W2GP 3, IN 3, OKU 2, K2HID 1. (Aug.) K2EP 675, W2JGV/1 177, LPJ 144, VNJ 60, JBQ 3.


NORTHERN NEW JERSEY — SCM, Lloyd H. Manamon, W2VQR — Asst. SCM: Charles Teeters, K2DHE. SEC: IIN. PAM: CCS. RMs: NKD, EAS, CGG. Your SCM is pleased to announce the appointment of IIN as the new SEC for Northern New Jersey. John has had many years of experience in this field, having formerly been SCM and SEC. Please refer all AREC matters to him at 57 Sayre St., Elizabeth. IIN replaces NKD, who tendered his resignation because of pressing business commitments in connection with his new work assignment. The section extends its sincere thanks to NKD for his past efforts as SEC. All correspondence to your SCM should now be sent to 709 7th Ave., Asbury Park. Lloyd has a new house and also a stiff neck from looking up for a place to put the new sky wires. New officers elected by the Bloomfield Radio Club are K2ICN, pres.; W2ANG, vice-pres.; GC and K2BAY, secy.; W2SUX, treas. The Club holds meetings at 8:00 the 1st and 3rd Wed. of each month in the Community House, 82 Broad St., Bloomfield. New members are welcome. The section is saddened to hear of the illness of YVQ. Doc has been taken to the polio ward of the St. Elizabeth Hospital in Elizabeth. He has been given a Gonset for 2 meters and is on during the day, and from 7 to 10 p.m. on 145.5 Mc. during the evening. The gang in Linden has been working Doc regularly and we hope that everyone will pitch in and give him a call. If you are mobile on 2 meters drive past the hospital and give him a call. The Raritan Valley Club has lost its vice-president to Florida, but the Club is in the process of rejuvenating and has started winter meetings on Tue. nights in the club house on Wilson Road. The club house is in better shape because of the efforts of K2CHI and GAS. NQA is now a special police officer in his township. NIE has been off the air because of some serious fishing up in New York State. K2LDM is mobile on 2 meters and Luke also is on 2 meters from the home QTH. Excellent OO reports were received from TPJ, NIY, and K2BWQ. The Monmouth County 2-meter Net is back under OUS after the summer months. K2ICE is putting up a twenty-element beam for 2 meters, and HNA is trying sixteen elements. OFM certainly started something in Asbury Park. Henry's brother Bill is now K2ARQ, his wife Enis is KN2HIA, Bill Jr. is K2DCI, and daughter Phillis is KN2HHQ. LRO is getting the bugs out of his 20-meter rig with one hand while building a 2-meter rig with the other. Congratulations to K2CTL on the arrival of a baby girl, his first. Traffic: K2BWP 277, W2EAS 129, K2BWQ 113, GAS 82, W2OXL 58, K2EUN 46, W2GVZ 12, BRC 11, OUS 8, CFB 2, NTY 2, K2BAY 2, GER 2, W2ZPD 1.

MIDWEST DIVISION

IOWA — SCM, William G. Davis, W0PP — This report was submitted by A. J. Ploog, W0SCA, Asst. SCM. PP is enjoying a short vacation. QVA had a session in the hospital but is now home. MGC and UIJ are new TLN members. NWF, of Ames, moved to Arizona. Iowa is losing an FB traffic man. QJF and QQA, both of Mt. Pleasant, now have General Class tickets. LAC has a new Elmac mobile receiver. GZ has both an Elmac mobile receiver and a transmitter. BLH received his ORS appointment recently. TED is back in Waterloo after a hitch in the U. S. Air Force. PAN still is looking for 20 more states for his WAS. The Waterloo Club is very active in c.d. and hidden transmitter hunts. Blackhawk County now has emergency-powered stations in every town in the county, regardless of size. Fellows, please send in the reports of your clubs and stations. We can't print it if we don't get it. Iowa ranks second in our division in the amount of traffic handled but last in reports to the SCM. Even if you don't handle traffic your SCM would like to know what you and your club are doing. Thanks a million to those who did send in reports. Traffic: W0BDR 1735, SCA 1259, CZ 235, LJW 116, BLH 86, KJN 19, NGS 13, PUR 10, FDM 8, PAN 8, BEH 7, QVA 6, RMG 6, SWD 6, NYX 5, FRK 3.


KANSAS — SCM, Earl N. Johnston, W0ICV — SEC: PAH. RM: KXL. PAM: FNS. The Lawrence Amateur Radio Club held a picnic Oct. 10th. The CKRC of Salina already is making plans for next year's Field Day. CKRC

(Continued on page 90)



This Christmas...

PICK YOUR POWER from these 4
feature-packed JOHNSON TRANSMITTERS!




VIKING RANGER

Desk-top beauty in a self-contained rig. Designed to serve as a transmitter or an RF and audio exciter for high power equipment, the Ranger represents the absolute in compact transmitter operation and convenience. Phone input 65 watts, CW input 75 watts. Covers all amateur bands from 10 to 160 meters. Built-in, extremely stable VFO, or may be crystal controlled. Pi-network antenna load matching from 50 to 500-ohms—no internal changes needed to switch from transmitter to exciter operation.

Cat. No. 240-161—Viking Ranger Kit, less tubes, crystals, key and mike. **\$179.50**
Amateur Net.....

Cat. No. 240-161-2—Viking Ranger, wired and tested, less tubes, crystals, key and mike. **\$258.00**
Amateur Net.....



VIKING "ADVENTURER"

Big transmitter features in a new compact CW kit. Single-knob bandswitching 80 through 10 meters. Rated at 50 watts input and effectively TVI suppressed, the "Adventurer" is engineered throughout for easy assembly and operation by novice or experienced amateur with a minimum of equipment wiring and operating experience. Self-contained power supply is wired for use as an "extra" station power source when transmitter is not in use. Clean, crisp break-in keying.

Cat. No. 240-181-1—Viking "Adventurer" Kit, with tubes, less crystals and key. **\$54.95**
Amateur Net.....



VIKING II

Make every day seem like Christmas with the famous Viking II. 180 watts CW input, 150 watts phone. Completely bandswitching and self-contained, the Viking II is professional in appearance and design. TVI suppressed—all stages metered—covers amateur bands from 10 to 160 meters. Owned and operated with pride by thousands of amateurs everywhere, it's the perfect choice this Christmas season or any season.

Cat. No. 240-102—Viking II Transmitter Kit. Complete with tubes, less crystals, key and mike. **\$279.50**
Amateur Net.....


Cat. No. 240-102-2—Viking II wired and tested with tubes, less crystals, key and mike. **\$337.00**
Amateur Net.....



VIKING MOBILE

The "most wanted" mobile transmitter among discriminating amateurs, the Viking Mobile is easy to load and its powerful audio system packs that extra punch for sure mobile communication. Gang-tuned and bandswitching, it covers 75, 40, 20, 15 and 10-11 meters. May be wired for 6 or 12 volt operation—under-dash mounting—all controls readily accessible. Dynamotor power supply and external VFO for steering post mounting also available.

Cat. No. 240-141—Viking Mobile Kit, less tubes, crystals, microphone, power supply, accessories. **\$99.50**
Amateur Net.....



E. F. JOHNSON COMPANY

2832 SECOND AVENUE SOUTHWEST • WASECA, MINNESOTA

CAPACITORS • INDUCTORS • SOCKETS • INSULATORS • PLUGS • JACKS • KNOBS • DIALS • PILOT LIGHTS

Your
FREE copy
is ready!



New Centralab

Catalog No. 29

Handy reference book on America's most complete line of volume controls, switches, capacitors, Printed Electronic Circuits*, steatite insulators

- Revised, 48-page edition keeps you up to date on Centralab's latest developments:
- NEW values in Adashaft* Radiohms
- NEW Adashaft shafts
- NEW Snap-Tite Controls
- NEW Fastatch* Dual Concentric Controls
- NEW Senior Compentrol*
- NEW miniature phenolic rotary switches
- NEW Phenolic Switch Kit
- NEW complete line of standard DD disc capacitors
- NEW miniature disc capacitors
- NEW 3000-VDCW and 6000-VDCW-Hi-Vo-Disc* Capacitors
- NEW arrangement of capacitor kits
- NEW Precision Attachable Terminal Hi-Vo-Kaps®
- NEW Negative 330 and Negative 1500 TC Tubular Capacitors
- NEW easier-to-read listings on CRL Printed Electronic Circuits
- NEW P.E.C.* Kits

Ask your Centralab distributor for your free copy of Catalog No. 29. Or send coupon to us today. *Trademark



G-3254C

Tear out coupon and mail today!

CENTRALAB, A Division of Globe-Union Inc.
9121 E. Keefe Avenue, Milwaukee 1, Wisconsin

Send me free copy of Centralab Catalog No. 29.

Name.....
 Company.....
 Address.....
 City..... Zone..... State.....

has acquired a 2 1/4-kw. portable generator. AQZ has a new Viking Ranger. LBJ is working on a new 500-watt rig for all bands. DRB reports for the Olathe gang. His vertical ground plane works out FB. HCV also has a ground-plane antenna. DLE has mobile in the car now and also has built a rig for the high school where he is a math teacher. ZEH has a new Collins 32V-3. ECD, reporting for the Eldorado group, says SBL has a new Globe Champion. TDW operates mobile most of the time. ONI had his mobile whip stolen from the car. HPE is attending Wichita U. F.TW is attending radio school in Kansas City. GQM has just finished a Viking II. UAT now has an RME-45 receiver. ONF, of Howard, plans to run code sessions on 75 meters soon. MOX, active on 2 meters from Lawrence, hears the Kansas City boys working 8s, 9s, and 9s. MOX is modifying his 75A-1 for coax input for his converter. VFF and WRC are two new 2-meter stations in Kansas City. KKF, of Topeka, is on 2 meters with Millen HFS using his Viking power supply and modulator to quite an advantage. The SeKan Radio Club picnic held Sept. 12th was well attended and all had a good time. Traffic: W0FDL 647, BLI 496, NLY 246, OHJ 80, WGM 63, FEO 35, GJC 34, TOL 28, ABJ 21, FDJ 21, NFX 18, SYE 16, ONF 12, VBQ 12, DEL 11, ONC 10, ICV 8, KFS 8, TNA 8, YFE 8, LOW 7, MLG 6, QMU 6, FHT 5, QCG 5, BET 4, ECD 3, IFR 3, LBJ 3, LIX 3, UAT 3, MXG 2, NLV 2.

MISSOURI — SCM, Clarence L. Arundale, W0GBJ — SEC: VRF, PAM: BYL, RMs: OUD and QXO. The SMARC held its annual picnic in Springfield on Sept. 5th and a large crowd attended. A group of Kansas City 75-meter hams held a covered-dish picnic Sept. 24th at Harrisonville. A number of Kansas City mobile stations assisted in communications for the sports car races held early in September. VRF reports that LRU has been appointed Radio Officer in RACES and will be assisted by UBR, NDS, WHK, CBS, and VRF. CPI returned from his vacation in time to earn another BPL certificate. GAR and QXO again qualify for BPL. GAR finally got his bad interference cleared up so he can keep all his schedules now. K0FBO installed a 250TL in the BC-610E and now can run up to 950 watts input. The Rolla Amateur Radio Club has purchased a Viking I for its club station. BUL and his XYL recently had a bad car accident. HUI, while on an extended vacation trip to the West Coast, has kept a home schedule with EBE. We hear HUI is bringing a new Viking Ranger home with him. TCF has added a Heathkit VFO to his TBS-50D and also has received his General Class ticket. BUL now is the official Net Manager of the Missouri Emergency Phone Net. RTW had to replace the transformer in his S-40B. VFP is on the air with a Globe Scout and an S-40. SAK has received his Conditional Class ticket. Traffic: (Sept.) W0CPI 604, QXO 599, GAR 504, GBJ 112, ZLN 73, K0FBO 62, W0LJS 60, BZK 43, KIK 37, KA 35, EBE 22, OUD 19, ZWI 10, BUL 8, GBX 7, HUI 5, CKQ 4, RCV 4, SAK 4, EBE 3, CXE 2, QWB 2, TCF 2, LQC 1. (Aug.) K0FBO 132, W0BUL 5, BVL 3.


NEBRASKA — SCM, Floyd B. Campbell, W0QBQ — Asst. SCM: Tom Boydston, 0VYX, SEC: JDJ, TQD is working mobile, 'phone and c.w. RDN reports the new frequency for the Nebraska C.W. Net is 3255 kc. BDR and his XYL recently visited RDN. The Tri-City Radio Club has elected VQR, pres.; and QKR, vice-pres. CDL, VQR, and QKR are members of the Licensing Committee. W0WVIC is a new member of the Tri-City Club. BDQ and his XYL, of Lincoln, visited RDN while moving to Denver. W0GSP is on 2 meters with Harvey Wells and VHF-152. UOV and UOW, out North Platte way, have dropped the "N" from their calls. WNs at North Platte are ULJ, ULN, UTQ, VUB, WLO, and VEA. The North Platte Novice Net will be held Mon. at 6:30 p.m. with VUB as NCS and ULN as alternate. The frequency is 3735 kc. LJK is on a.s.b. and hoping for more power. IBA has a new Heathkit VFO and Globe Scout. EWK has a new Globe Scout. RIG is on with a 4-65 A. PDJ and OMH, of Hastings, are both using Viking IIs. AREC membership blanks are available from the SCM so let's get in those requests. FQB attended the International Municipal Signal Assn. Convention at Atlantic City. Traffic: (Sept.) W0TQD 218, K0AID 174, W0ZIF 354, RDN 212, FQB 194, MGC 87, AEM 47, KDW 46, FTQ 36, MAO 27, VYX 25, HTA 18, PDJ 14, LEF 12, BEA 11, BEM 11, HQN 10, KFX 8, QBG 7, ORW 3, K0WBF 4, W0NHT 3, POP 3, CBH 2, DJU 2, KLB 2, LRK 2, RML 2, RRH 2, THX 2, AIN 1, EGQ 1. (Aug.) W0RDN 99.

NEW ENGLAND DIVISION

CONNECTICUT — SCM, Milton E. Chaffee, W1EFW — SEC: LKF, PAM: LWM, RM: KYQ, CN and MGN: 3640 kc. CPN: 3880 kc. CEN: 29,580 kc. EOB is active again on CN and renewed ORS appointment. New Novices at ARRL Hq. include CIE, CIJ, CIM, and CLC among the YLs and CH and CKZ among the OMs. UGG is at M.I.T. as a freshman, while his Dad, UJG, continues to work on 144 and 220 Mc. LIG again furnishes information on the Fairfield County gang, which is much appreciated by your SCM. WML and YVP are Bridgeport firemen. UKY seeks QSOs on 160 meters. ZLJ now is General Class on 40 and 80 meters. UAD moved to Devon and TYT to Woodmont.


(Continued on page 98)

K6AFL	W6HHN	W6QIT	W6UOV	W6YSX	W2CN	W6ENV
K6ANN	W6INJ	W6QQV	W6UUR	W6ZGV	W2KSP	W6JBC
K6BAS	W6JFV	W6RWI	W6VQD	W6ZLB	W2QA	W9AIO
K6BCM	W6KEV	W6RXW	W6VW	W6ZPH	W4AGD	W9DZY
K6BJ	W6KFQ	W6SC	W6VYH	W7SLC	W7ESK	W8NWW
W6AY	W6KM	W6SCZ	W6WC	W0JIC/6	W4TO	W8RPE
W6BAX	W6LOX	W6TVS	W6WSL	W1KKP	W6QD	W8AZT
W6BET	W6MUC	W6TXW				
W6BMU	W6NBD	W6UF				
W6CBN	W6NGP	W6UFU				
W6CEO	W6ODT					
W6CHE	W6OHU					
W6DJI	W6OMC					
W6DUW	W6ONQ					
W6DVB	W6OS					
W6DWM	W6PUB					
W6FBR						
W6FKS						
W6FYM						
W6HB						



EIMAC ELECTRONIC CORP.
 17000 - CALIFORNIA

HOLIDAY GREETINGS
from the
EIMAC GANG



I Call My




Tube Distributor

For

Time Tested Favorites...

and the Latest in

Transistors and Diodes



Excellence in Electronics

RAYTHEON MFG. CO.

Receiving and Cathode Ray Tube Operations
Newton 58, Massachusetts

RELIABLE SUBMINIATURE AND MINIATURE TUBES
SEMICONDUCTOR DIODES AND TRANSISTORS
NUCLEONIC TUBES

RECEIVING AND PICTURE TUBES • MICROWAVE TUBES

RMZ is active mobile on 2, 10, 20, and 75 meters. SJO was washed out by Hurricane Carol. KML has 250 watts on 20 and 40 meters. VJG lost his beam to Hurricane Edna. Ten-meter mobile operators from Connecticut gathered at Bridgeport Sept. 30th to exchange ideas with a similar group at Port Jefferson, L. I. YQR is gaining fame on the faculty of the U. of Bridgeport. NFG reports on c.d. activity in the Hamden-New Haven Area. BGF worked G5DQ with 10 watts on 40 meters and reports fine participation by Stratford hams during the hurricanes. YAZ, ZTV, ZZU, and ZNU are now General Class. FYG reports on Meriden hurricane activities. TZP went off to M.I.T. after completing the new receiver. NLM renewed EC and ORS and ABZ renewed EC appointments. LHE hopes to regain his traffic status at the new QTH. YNC has a new antenna and 200 watts on 40 meters. BFS added 10-meter vertical to his antenna farm. MLT is portable at Block Island and usually on 3880 kc. OBS skeds are being kept by GLX and TD regularly. Thanks to all who sent in reports of c.d. and AREC activities during the hurricanes. Activity at WNII has been curtailed for school. The CN/CPN joint meeting on Sept. 25th was very successful. UIZ furnished the only OES report. Connecticut had many participants in the V.H.F. Contest. RAN is a freshman at W.P.I. UIZ worked Ohio, West Virginia, and Kentucky on 2 meters, which gives him 14 states plus VE1. RVD now is completely s.s.b. and praises it highly. Traffic: (Sept.) W1WNH 306, CUB 184, KYQ 156, YBH 139, LIG 116, EFW 100, AW 99, OPZ 67, RGB 60, BVB 55, HYF 44, GXZ 32, HUM 32, YYM 31, QJM 23, LV 20, MLT 20, UED 20, KV 15, FTM 12, BDI 11, BFS 4, YNC 3. (Aug.) W1LIG 105, UNG 61, QJM 18, FTM 17, RAN 7.

MAINE — SCM, Bernard Seamon, W1AFT — SEC: BYK. PAM: WRZ. RM: OHT. The Pine Tree Net meets Mon. through Fri. at 7 P.M. on 3562 kc.; the Barnyard Net Mon. through Sat. at 7:30 A.M. and the Sea Gull Net Mon. through Fri. at 5 P.M., both on 3960 kc. Your SCM was very sorry to receive the resignation of BTY as PAM. Your new PAM is WRZ. Hap has had a lot of experience as the founder and chief woodtick of the Barnyard Net. With a bit of help from us he will do a good job on the Sea Gull Net, too. No sooner had Hurricane Carol gone than Edna blew in. The Maine gang was ready for her. BPI, deputy SEC, had all stations alerted and standing by well in advance of Edna's visit. In connection with the above, your SCM has a new chimney. LHA and HZE are going s.s.b. LHA plans to use a gallon. BPI and SDW called on AFT. PTL has returned after mobiling across the U. S. to Seattle. Welcome to WN1CEV, of Augusta. The Boothbay Radio Club's "Hambake" was rained out by the hurricanes. 'Tis rumored that the AMRs will winter in Florida. Your SCM would like to hear from you c.w. operators. Let's have the dope on your station, your activities, etc. Season's Greetings to all. Traffic: W1LKP 158, BPI 109, WTG 72, YYW 45, ZBN 37, UDD 32, BX 28, LVR 25, RSC 17, BTY 16, NIQ 16, BAD 14, NXX 11, VYE 10, AFT 9, LHA 6, SNE 4, UZR 4, VEH 4, EFR 2, FKH 2.

EASTERN MASSACHUSETTS — SCM, Frank L. Baker, jr., W1ALP — The following counties make up the Eastern Massachusetts section: Barnstable, Bristol, Dukes, Essex, Middlesex, Nantucket, Norfolk, Plymouth, and Suffolk. New appointments: ZBD Hudson, WCI Newburyport as ECs; WLW as OO Class IV. Appointments endorsed: IAP Lexington, VYS Weston, IO Danvers, LJT Region 6 of Mass. C.D., BKR Westford, Littleton, Tyngsboro, as ECs; MEG as OPS; BHD as OES; HWE as ORS. TWK is on 2 and 10, BRK is on 2, ALV is on 10, WEW is on 75 meters. AR also has the call AWF. AJU moved to Quincy. OT has TBS-50 mobile. AQI has General Class license. New Novices: CAS Dorchester, CAF Brockton, CDR Lexington. ZOP is new in Framingham. New officers of the El Ray Radio Club are RND, pres.; BOD, vice-pres.; WYX, secy.; ZOY, treas.; CAS, act. mgr.; AQE, chief engineer. WN1BPW is a new ham in Whitman. WGM is secretary of the Wellesley Amateur Radio Society, TKZ. WN1CFF is new in Chelmsford. His father is AMQ and he is on 80-meter c.w. The South Shore Radio Club held its first regular meeting with a talk by WK. Meetings are held the 1st and 3rd Fri. at the Quincy YMCA. SZV is secretary. ALP has a Viking II transmitter. The following Beverly hams helped out during our two hurricanes on 144-Mc. mobile: NF, GGV, TYP, LIU, DWY, TAD, NAR, and JPS. BND is on with an Elmac AP-67. VMD is having trouble with the rig. YAL, formerly of Needham, now is K4ABL in Virginia. 2OLH wants skeds with Barnstable, Dukes, and Nantucket Counties for his WANE certificate. New officers of the Framingham Radio Club are SQY, pres.; HJP, vice-pres.; WLJ, secy.; ZEN, treas.; MHC, act. mgr. Members on mobile during the storms: MEG, WPW, QQQ, WMT, LPMI, and RVA. MEG has a new NC-183D. Among those active during the second storm were MHC, SQY, WLJ, JUL, SRG, and MQU. LQG, Hamilton EC, was on with TIN and YLQ mobile. AVY/1 and WKM handled lots of traffic during the storms. SS and UPZ kept the press informed of the course of the storms. WPW/m has a Gonsert Commander and a Super Six on 10 and 75 meters. QLT has a new QTH in Quisset. UBCC is going back to W.P.I. CTR visited his old club at Framingham. Radio Amateur Open House met at the Cambridge YMCA and Mr. Doorakian, of the FCC,

(Continued on page 94)

MALLORY HAM BULLETIN

How a peanut can "knock out" an Electrolytic Capacitor

Believe it or not, a salted peanut is one of the worst enemies of electrolytic capacitors. Just a few grains of salt on an assembler's hand—left over from a mid-afternoon snack of peanuts—would be enough to ruin a whole production lot of capacitors.

Mallory engineers, investigating potential sources of trouble in the manufacture of electrolytics, have found that extreme care must be exercised to avoid any contamination by chloride salts. Only *one part in a million* of chlorides is enough to shorten the life of a capacitor seriously. Not only the salt from peanuts, but even the traces of chlorides present in a worker's fingerprint must be strictly eliminated from chance introduction into the manufacturing operations.

As a matter of fact, the making of Mallory electrolytics demands far cleaner working conditions than you would find in a hospital. All employees in Mallory's capacitor plant are not permitted to handle or even touch capacitor raw materials or capacitor cartridges with their bare hands. They use rubber or cotton gloves which are regularly cleaned and changed, to avoid possible contamination. And



they observe what may seem to the casual visitor to be extreme precautions in every phase of assembly.

The result of this full-time vigilance on the production line is exceptionally high standards of life and performance of Mallory capacitors in their intended service. On a great many small details such as these is built the reputation that Mallory electrolytics have gained in years of use by radio experimenters, service men and electronic manufacturers.

Whether you buy electrolytic capacitors for your own radio gear . . . or whether you buy for someone else . . . you can be sure of this:

NO OTHER ELECTROLYTIC CAPACITOR IS MADE WITH GREATER CARE THAN MALLORY ELECTROLYTICS

In addition to the highest standard of purity, Mallory capacitors also give you the exclusive Fabricated Plate anode construction, which permits 475 volt operation at 85° C. without derating. Serious amateur experimenters find it pays to specify Mallory every time they need electrolytics. Your local Mallory distributor carries a complete stock and can give you prompt service.

P. R. MALLORY & CO. Inc.
P. O. Box 1558
INDIANAPOLIS 6, INDIANA





LOOKING FOR DX?

GET A

GOTHAM BEAM

and work the world!

Reports tell the story of **GOTHAM BEAM** performance—the gang says you can work more DX in a day off a **GOTHAM BEAM** than in a year off a wire or dipole. **GOTHAM BEAMS** are strong, too; easy to assemble and install, no special tools or electronic equipment necessary; full instructions included, matching is automatic; maximum power gain built into the design—AND ALL AT LOW, LOW, PRICES.

NEW! NEW! NEW!

2-Meter Beam Kits

GOTHAM proudly presents a 6 element Yagi beam for 2 meters at only \$9.95. Contains a 12 foot boom, 1" alum. tubing; 3/4" alum. tubing for elements; Amphenol fittings; all hardware, and instructions. Vertical or horizontal polarization, terrific performance!

And GOTHAM'S new 12 element Yagi for 2 meters at only \$16.95! Contains a 12 foot boom, 1" alum. alloy tubing; 3/4" tubing for elements; all Amphenol fittings; all hardware, and instructions. Vertical or horizontal polarization, multiplies your power by 32!

10 M. BEAMS

S103T • Std. 10m 3-El. T match. \$18.95. 1—8' Boom, 3/4" Alum. Tubing; 3—6' Center Elements, 1/2" Alum. Tubing; 0—6' End Inserts, 3/8" Alum. Tubing; 1—T Match (4'), Polystyrene Tubing; 1—Beam Mount.

D103T • DeLux 10m 3-El. T match. \$25.95. 1—8' Boom, 1/2" Alum. Tubing; 3—6' Center Elements, 1/2" Alum. Tubing; 6—6' End Inserts, 3/8" Alum. Tubing; 1—T Match (4'), Polystyrene Tubing; 1—Beam Mount.

S104T • Std. 10m 4-El. T match. \$24.95. 1—12' Boom, 1/2" Alum. Tubing; 4—6' Center Elements, 3/8" Alum. Tubing; 8—6' End Inserts, 3/8" Alum. Tubing; 1—T Match (4'), Polystyrene Tubing; 1—Beam Mount.

D104T • DeLux 10m 4-El. T match. \$30.95. 1—12' Boom, 1/2" Alum. Tubing; 4—6' Center Elements, 1/2" Alum. Tubing; 8—6' End Inserts, 3/8" Alum. Tubing; 1—T Match (4'), Polystyrene Tubing; 1—Beam Mount.

15 M. BEAMS

S152T • Std. 15m 2-El. T match. \$22.95. 1—12' Boom, 1/2" Alum. Tubing; 2—12' Center Elements, 3/4" Alum. Tubing; 2—5' End Inserts, 3/8" Alum. Tubing; 2—7' End Inserts, 3/4" Alum. Tubing; 1—T Match (6'), Polystyrene Tubing; 1—Beam Mount.

D153T • DeLux 15m 3-El. T match. \$39.95. 1—12' Boom, 1/2" Alum. Tubing; 3—12' Center Elements, 1/2" Alum. Tubing; 2—3' End Inserts, 3/8" Alum. Tubing; 2—6' End Inserts, 3/8" Alum. Tubing; 2—7' End Inserts, 3/8" Alum. Tubing; 1—T Match (6'), Polystyrene Tubing; 1—Beam Mount.

20 M. BEAMS

S202N • Std. 20m 2-El. (No T) \$21.95. 1—12' Boom, 1/2" Alum. Tubing; 2—12' Center Elements, 1/2" Alum. Tubing; 4—12' End Inserts, 3/8" Alum. Tubing; 1—Beam Mount.

S202T • Std. 20m 2-El. T match. \$24.95. 1—12' Boom, 1/2" Alum. Tubing; 2—12' Center Elements, 1/2" Alum. Tubing; 4—12' End Inserts, 3/8" Alum. Tubing; 1—T Match (8'), Polystyrene Tubing; 1—Beam Mount.

D202N • DeLux 20m 2-El. (No T) \$31.95. 2—12' Booms, 1/2" Alum. Tubing; 2—12' Center Elements, 1/2" Alum. Tubing; 4—12' End Inserts, 3/8" Alum. Tubing; 1—Beam Crosspiece, 1/2" Alum. Tubing; 1—Beam Mount.

D202T • DeLux 20m 2-El. T match. \$34.95. 2—12' Booms, 1/2" Alum. Tubing; 2—12' Center Elements, 1/2" Alum. Tubing; 4—12' End Inserts, 3/8" Alum. Tubing; 1—T Match (8'), Polystyrene Tubing; 1—Beam Crosspiece, 1/2" Alum. Tubing; 1—Beam Mount.

S203N • Std. 20m 3-El. (No T) \$34.95. 1—12' Boom, 1/2" Alum. Tubing; 3—12' Center Elements, 1/2" Alum. Tubing; 6—12' End Inserts, 3/8" Alum. Tubing; 1—Beam Mount.

S203T • Std. 20m 3-El. T match. \$37.95. 1—12' Boom, 1/2" Alum. Tubing; 3—12' Center Elements, 1/2" Alum. Tubing; 6—12' End Inserts, 3/8" Alum. Tubing; 1—T Match (8'), Polystyrene Tubing; 1—Beam Mount.

D203N • DeLux 20m 3-El. (No T) \$46.95. 2—12' Booms, 1/2" Alum. Tubing; 3—12' Center Elements, 1/2" Alum. Tubing; 6—12' End Inserts, 3/8" Alum. Tubing; 1—Beam Crosspiece, 1/2" Alum. Tubing; 1—Beam Mount.

D203T • DeLux 20m 3-El. T match. \$49.95. 2—12' Booms, 1/2" Alum. Tubing; 3—12' Center Elements, 1/2" Alum. Tubing; 6—12' End Inserts, 3/8" Alum. Tubing; 1—T Match (8'), Polystyrene Tubing; 1—Beam Crosspiece, 1/2" Alum. Tubing; 1—Beam Mount.

HOW TO ORDER: Remit by check or money-order. We ship immediately by Railway Express, charges collect; foreign shipment cheapest way. 10-day unconditional money-back guarantee.

IN CALIFORNIA: OFFENBACH AND REMUS CO., 1569 MARKET ST., SAN FRANCISCO

DEALERS & CLUBS: WRITE FOR QUANTITY PRICES!

GOTHAM HOBBY 107 E. 126 Street
New York 35, N. Y.

was the speaker, with music by QIU and his XYL. TON was chairman. WLZ is on 40 and 80 meters. The Satuit Amateur Radio Club of Scituate and the Wayland Radio Club are now affiliated with the ARRL. CCL is living in Pembroke. HWE has been very ill again. 78AB/1 has a 522 ready to go on 2 meters. LN, Radio Officer for Danvers, reports the following were mobile on 2 meters during the storm: EMN, HVN, IO, LN, NUH, PIM, WMM, VVY. With a 522 in the Public Works Bldg. and a gas generator to act as NCS, YQF operated this station. AVY reports the following helped out during storms: WGN, CTZ, LAZ, HPH, TZU, BMQ, UID, ZPE, WU, AWH, MHN, AGG, AEN, OH, Jerry Mullen, and Edgar Connor. 2VNG/1 has a rig in the car on 75 meters. LLY, Arlington EC, reports LXR, THO, WBX, LLY, CTW, OEX, and AUQ helped out during the storm. Mobile on 6 meters were BAQ, CTW, FWQ, LLY, LXR, NBI, THO, VCZ, WYC, and WBX. IAP, Lexington EC, reports WQH, ADP, AGN, PIU, TLD, WAE, TWG, SNR, PEX, MSF, ZFY, and ZNG were active during the storm. RSY, Bedford, reports YFP, ZSG, ZHN, TCG, NAD, SAP, NDI, OG, UHV, VGC, DTA, and ACE were on during the storms. ALF, Quincy EC, reports that IA was on the air at City Hall during the storms and ZWQ, YUG, HGJ, ACB, WFQ, WLW, WK, VJC, and YYE were in touch with all of the towns that were on. MSH, Winthrop, kept all the nets up to date on the weather reports from Logan airport. TOI moved to Readville. BB, Winthrop EC, says these hats were on helping out: MQB, DJ, CMW, OIR, OUC, HFJ/M, BB, BDU, AGB/MI, BOX, TTH, PBX. The Falmouth Radio Club held a meeting. NFE moved to Foxboro. DVS has a B&W 400 transmitter. The Club has started a training course for newcomers with LYN, DVS, and TJW helping out. Traffic: (Sept.) W1AVY/1 609, UKO 337, LYL 261, WKM 200, EPE 40, QPU 32, SS 32, WPW 20, BY 17, QLT 16, TY 8, WAI 7, UBC 6, WU 6, BB 4, CTR 2. (Aug.) W1QPU 30, CTR 10.

WESTERN MASSACHUSETTS—SCM, Roger E. Corey, W1JYH—RM: BVR, WMN meets at 7 p.m. EST Mon. through Fri. on 3560 kc. Western Massachusetts is made up of the following counties: Berkshire, Franklin, Hampden, Hampshire, and Worcester. All others are in the Eastern Massachusetts section. The Northbridge High Radio Club, ZPJ, is on the air from its new location with an HQ-140 and a Navy surplus ATD transmitter. BDV is trustee and YHU is chief student operator. WEI is a student in his first year at Emerson College. DBM and ICP gave the ARRL TVI talk and demonstration for the Hampden County Radio Club. FWJ has moved to Agawam from Pittsfield as has BXB from New Jersey. 5TPZ/1 is stationed at Fort Devens and makes his home in Groton. YXV is up to 30 countries and picked up HB1MX/IE for a goody on 40-meter c.w. BVR, MKD, AGM, and MNG report their AREC organizations were alerted during Hurricane Edna. JRA expects to broadcast the Official Bulletin on tape this season. Watch later columns for schedules. UKR attended the YLRL picnic at Shenendoah National Park. JYH is now the proud owner of a Collins 310B exciter. The s.e.b. gang is growing daily, with KK, WJ, LFI, CGY, QWJ, TTL, JYH, and BBT active on 75 meters. QWJ is having good luck with a single 4/125A on 20 meters. ABD is a new ORS appointee. AVK is getting world-wide 89 reports with his new three-element 20-meter beam. RDR is now in his new QTH but finds that building a house single-handed limits his on-the-air time. KFV has WANE and Worked Vermont awards. TTL has a new Johnson Ranger and an HRO-7. Traffic: W1UKR 329, K2CBD/1 168, W1BVR 130, V1J 80, WCG 76, SRM 68, MNG 45, RR 38, IRV 25, ABD 23, WCC 21, TAY 20, YXV 19, JRA 15, TZA 9, JYH 7, WEF 7, UVI 4, OBQ 1.

NEW HAMPSHIRE—SCM, Carroll A. Currier, W1GMH—SEC: BXU, RM: CRW, PAM: AXL, Asst. RM: TBS. Your SCM now has a new QTH on the same street but at No. 1531. The question of the day is, how did you survive the Hurricane Edna? The New Hampshire boys in the various emergency nets went into action early in the morning and worked diligently until the emergency was declared over. Almost every city and hamlet was represented and a great job was done by all. W1UJ has a 500-watt rig with 8 1/2 on the air. SGD has new 10-meter beam. YVK is much interested in verticals and has them in use. Those in the first group of Novices examined by the Manchester Radio Club were successful in getting their licenses. KYG and his XYL, QJX, are back in Manchester and are renewing old acquaintances on the air. QJX and her OM had a fine trip to Nova Scotia. Many old-timers will miss HXE, who has passed on to Silent Keys. It sure liked 2 meters and was always ready for a ragchew. Our sympathy to his family. I wish the new SCM all the best, and many thanks for your response during my term. Traffic: (Sept.) W1CDD 110, CQC 90, WUU 74, GMH 55, FZ 10. (Aug.) W1COC 35, QGU 7.

VERMONT—SCM, Robert L. Scott, W1RNA—SEC: SIO, PAM: RPR, RM: OAK, Nets: Phone GMN, 3860 kc., Mon. through Fri., 1200-1300; VTPN, Sun., 3860 kc., at 0930. VTN, 3520 kc., Mon. through Fri., 1900; c.d., alternate Sun. 1000 hours, on 3993 and 3501.5 kc. NLO's XYL, Helen, now is WNICKO. B.J.P.'s shack is now off the kitchen. Fellows taking part in the c.d. aviation test received letters

(Continued on page 98)

HERE'S YOUR KEY TO SSB



Single Sideband Generator

FOR B & W'S MODEL 5100 TRANSMITTER

Single sideband transmission, with its superior effectiveness over AM and its elimination of heterodyne interference, is yours with B&W's new Single Sideband Generator, Model 51SB. Used with the B&W Model 5100 Transmitter, this generator offers you:

- SSB bandswitching operation on 80, 40, 20, 15, 11, and 10 meters
- 150 watts peak input on SSB and CW, 135 watts on AM phone
- VFO or crystal control on AM, CW, and SSB
- Voice control operation on SSB
- Speaker-deactivating circuit
- Completely self-contained — except microphone
- Simple to install
- No test equipment required for installation or operation

The Model 51SB Single Sideband Generator converts a B&W Model 5100 into a band-switching single-sideband suppressed-carrier transmitter—with all the advantages of SSB plus the AM and CW features already built into your Model 5100. Its construction is completely unitized. Equipment removes easily and disassembles into three major sub-assemblies: the R-F Unit, the Audio Unit, and the Main Chassis Unit.

Factory wired and tested, the 51SB comes to you complete with tubes—all set to convert your Model 5100 Transmitter to SSB. This combination provides a superlative driver for any high-powered linear amplifier! Write for descriptive Bulletin 51SB.



Information regarding the application of the Model 51SB Single Sideband Generator to other composite transmitters having certain required characteristics will be made available in the near future. Send name and address for Bulletin 51SB.

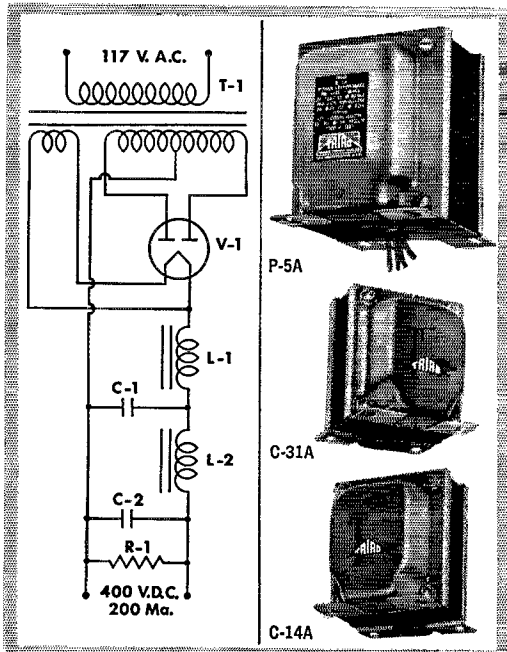
B&W

BARKER & WILLIAMSON, Inc.

237 FAIRFIELD AVE. • UPPER DARBY, PA.

GENERAL PURPOSE POWER SUPPLY

This power supply is ideally suited for transmitters operated under Novice class licenses. When higher R.F. power is added later on, this supply may be used as a modulator power supply.



Symbol	Triad Type	List No.	Price	Characteristics
T-1	P-5A	16.75		1100V CT Output: 400V DC @250Ma 5V @ 4A Fil.
L-1	C-31A	8.20		25/5 H @ 20/200Ma DC 150 ohms 1500V Test
L-2	C-14A	5.85		6H @ 200Ma DC 150 ohms 1500V Test

Additional components required as follows:

C-1 2 mfd 600V Oil filled C-2 4 mfd 600V Oil filled
If the above values are used, Ripple will not exceed 1.5%
R-1 20,000 ohms, 25 watt wire wound V-1 5R4GY or 5U4G

See your distributor or write us direct for your copy of Catalog TR-54D. It completely describes the finest line of transformers made.



4055 Redwood Ave., Venice, Calif.

of appreciation from Governor Emerson for their contribution of personal time and use of the station. Stations reporting traffic are a very small minority of those heard. Those interested in AREC, please contact your local EC or the SEC, SIO. Traffic: W1RNA 129, OAK 126, SIO 124, AVP 90, VZE 26, VVO 22, IT 12.

NORTHWESTERN DIVISION

ALASKA — SCM, Dave A. Fulton, KL7AGU — PDG is leaving the Territory and soon will be back in W1-Land. Kodiak reports a new Novice, WL7BGD, and he is looking for contacts on the 40- and 80-meter Novice bands. ALJ is back in Kodiak and should be on the air soon with a Viking. BCP is looking for an Anchorage and Fairbanks traffic outlet, 'phone or c.w. How about it, some of you c.w. experts? We could use a good c.w. net in the Territory. The Kodiak Amateur Radio Club is setting up a Novice station for the Novice members of the Club. DG is busy working on a homesite in Kodiak. He says it is an ideal spot for a radio station. A sharp earthquake at 1:18 A.M. Oct. 3rd shook a lot of Anchorage hams out of bed, judging by the activity on the 75-meter band at about 1:30 A.M. Damage and casualties were light so there was no emergency, but the gang was there just in case. AWR and AYZ arranged for the air rescue of a Nunivak woman via ham radio.

IDAHO — SCM, Alan K. Ross, W7IWU — Emmett: TYG is now editor of the *Hambone*, official organ of the FARM Net. Five Net Controls were chosen, one for each night of the week. MKS remains as Net Mgr. Sessions are at 6:30 P.M. MST now. Rupert: VJL has applied for membership in the AREC. Lewiston: IFG built a Heathkit VFO. TLV is driving a new Buick with Morrow converter and Elmac transmitter installed therein. OWA attended a ham picnic in Walla Walla. AOO took the Elmac and NC-57 with him on a mountain vacation trip. GTT is working at Atomic Works, Hanford, Wash. IDZ has to resign from the EC post for the time being. Kellogg: RQG is a new OBS. PTI had to resign as EC because he is attending school in Oregon. Boise: It's very lonesome on the GEM Net (c.w.), 3638 kc., Mon., Wed., and Fri., at 8:00 P.M. MST. All the rest of you appointees, please drop me a line. Traffic: W7NH 154, RQG 84.

MONTANA — SCM, Leslie E. Crouter, W7CT — New officers of the Harlo Radio Club of Harlowton are TGL, pres.; INM, vice-pres.; OOO, secy.-treas.; and NPV, acting mgr. OOO and NPV contacted Kurt Carlson on the *Flying Enterprise II*. RDM operates mobile only. TTC is modulating an 807. LBK and KGJ keep busy with TV servicing. The Montana State C.W. Net meets every Tue.; Thurs.; and Sun. at 1900 MST on 3520 kc. The Montana 'Phone Net meets every Mon., Wed., and Fri. at 1730 MST on 3910 kc. The FARM Net meets every Mon., Wed., and Fri. at 1900 MST on 3935 kc. The Montana Breakfast Club meets at 0715 MST on 3910 kc. These nets have a purpose. Working with one or more of them helps you to learn how to operate and organize in case of an emergency. You owe it to yourself and to the general public to know what to do when needed. Recent renewals or appointments: KUH as SEC, FUB and LBK as ORS, NPV and LBK as EC. If you are reading this you are interested in what is going on in Montana and we are interested in what you know, so let's have some news. Please send in your activity report. Traffic: W7CT 6, LBK 5.

OREGON — SCM, John M. Carroll, W7BUS — The teen-agers in the Oregon-Washington Area are starting a teen-agers net. Send applications to ULU. UMA is on 20 meters. EDU is moving to Seaside. Cascade Net officers are LRT, mgr.; QWZ, asst. mgr.; HUI, dir.; AEF, asst. dir.; and TWL, secy.-recorder. WAT now is in W7-Land looking for a job. The Oregon Slow Net has been changed to the Oregon State Net. Applications are received for membership by AJN. VIL really is active in the traffic nets. ISP and RSY are new ECs. FUN is a school teacher. VKA is in W8-Land getting a new car. LY is now on active duty with the Navy in New York. WN7WLY is a member of the OARS. The OARA's new officers are QFY, pres.; QWE, veep; RUN, secy.; QEI, treas. VCH and PON sent applications to MARS. CZ is building a new house. RLG is putting a new room on his QTH with the aid of a book on carpentry. The Dipsy Net is becoming active again on 3940 kc. AZP and his house trailer have moved into Eastern Oregon for the hunting season. NFC still is hunting contacts on 6 meters. UQQ is back at the university. Traffic and news notes still reach BUS after the 10th of the month, too late to be in that month's news. Traffic: (Sept.) W7APF 450, WAT 93, AJN 65, TBT 57, THX 44, QEI 20, PRA 15, ESJ 12, EDU 8, PHJ 8. (Aug.) W7THX 39, PHJ 16, WAT 11, KTL 6, ESJ 3.

WASHINGTON — SCM, Victor S. Gish, W7FIX — FWD and FWR celebrated their Golden Wedding Anniversary on Sept. 14th and received a flood of congratulations from their host of friends, both by mail and on the air. OE is rebuilding the shack and gear for the traffic season. RXH took over as WSN Manager on Armistice Day. UQY submitted an OO report and an imposing list of 40-meter DX with all Grahamland stations worked. CZY mobilized through Glacier, Yellowstone, and Teton Parks. ETO made two vacation trips but now is back home ready for traffic. V.h.f.

(Continued on page 100)

USE RME


FOR BETTER QSO'S Coming and Going!

MC-55 FIVE BAND MOBILE CONVERTER


For 10, 15, 20, 40 and 80 meters. 1.25 micro-volt sensitivity on all bands. Edge-lighted dial. 25-to-1 worm gear tuning. ANL. Transmit-receive switch. Three gang tuning capacitor. Individual coils for each band. Aperiodic i.f. stage aids in providing high-gain characteristic. Input impedance 50-72 ohms. Output frequency 1550 kc. 150-180 v. at 18 ma. 6 or 12-volt operation. Tube lineup: 6BJ6 r.f. amp; 12AT7 osc-det; 6BJ6 i.f. amp; 6AL5 noise limiter. Dark gray. Size: 4 1/4" high, 5 1/4" wide, 5 1/4" deep. Shpg. wt. 7 lbs. Amateur Net. \$69.50

MC-53 VHF THREE BAND MOBILE CONVERTER


Designed for 2, 6 and 10-11 meters. 1.25 micro-volt sensitivity on all bands. 25-to-1 worm gear tuning. Individual coils for each band and each circuit. Three gang tuning. Aperiodic i.f. stage aids in providing high gain characteristic. Separate input connectors for each band. Send-receive switch. ANL. VR provides excellent stability. 6-volt operation. 150-180 v. at 25 ma. Output frequency 1550 kc. 6AK5 r.f. amplifier; 12AT7 osc-det; 6BJ6 i.f.; 6AL5 limiter and OB2 voltage regulator. Gray enamel. Size: 5 3/4" wide, 4 1/4" high, 5 1/4" deep. Shpg. wt. 7 lbs. Amateur Net. \$66.60




MC-55



MC-53



DB-23



RME-100

DB-23 PRESELECTOR

Substantially improves the performance of any receiver. Three 6J6 twin triodes as neutralized push-pull stages in combination of selective and wide band r.f. amplifiers. Minimum gain of 20 db all ham bands from 3.5 to 30 mc with substantial image rejection. Signal-to-noise improvement can be as much as 7.5 db over the receiver itself. Permits optimum use of mechanical, crystal or audio filters. Input circuits match standard type antenna. Set band and adjust peaking control. With power supply. Blue-gray. Size: 5" high, 7 1/2" wide, 6" deep. Shpg. wt. 8 lbs. Amateur Net. \$49.50

RME 100 SPEECH CLIPPER

Peak limiting pre-amplifier provides higher articulation and intelligibility to combat QRM and QRN. Ideal for use with Johnson Viking, Collins 32V and all ham-built equipment. Clipping level adjustable from 3-20db. Pi low-pass filter provides high suppression of generated harmonics above 3000 cps, concentrating voice power to most effective band of frequencies. Response 200-3000 cps. If set to provide 100% modulation, louder speech will not over-modulate. Front panel input for Hi-Z microphone accommodates PTT circuit. Tube lineup: 6SC7, 6H6 and 6X5GT rectifier. With power supply in blue-gray steel cabinet. Size: 5" high, 7 1/2" wide, 6" deep. Shpg. wt. 9 lbs. Amateur Net. \$39.50

Ask your RME Distributor or
Write for RME Bulletins

Do you have your
"SECOND OP"

Handy,
complete-DX
information
computer.
Amateur Net. \$1.00




RME

RADIO MFG. ENGINEERS, INC.
PEORIA 6, ILLINOIS

DIVISION OF

Electro-Voice INC.




Uncle Dave sez — "Hallicrafters is by far — the — best for Hams"

I've been in business since 1921 and a Hallicrafters communications distributor since "way back when". I've been a ham for over 33 years — W2APF — and know it's items like the new SX88 that keep Hallicrafters leading in reputation with hams.



SX88 receiver — a new peak of perfection! Full precision gear drive for main and band spread tuning. Six position Band Width Control (selectivity) from 250 cycles to 10 kc. Exhorted B.F.O. for tops in single side-band reception. Full frequency coverage from 535 kc to 33.3 mc. Plus more than 20 other features. \$595.00 Speaker, \$19.95 extra.

S-85 receiver with over 1000 degrees of calibrated bandspread. Newly designed and engineered Hallicrafters with 10, 11, 15, 20, 40 and 80 meter amateur bands calibrated on easy-to-read dial. One r-f, two i-f and separate bandspread tuning condenser. Covers three S/W bands 1680kc-34mc. Built-in speaker. \$119.95



HT-30 — new V.F.O. exciter/transmitter with full band switching. At your finger tips S.S.B., AM or CW with carrier frequency stability .009% or better. Built-in voice control and 50 watts S.S.B. peak envelope power output. Stable 50 kc filter system for side band selection. \$349.95

SX-96 high frequency oscillator temperature compensated. Dual crystal controlled second conversion oscillator for side band selection on AM or S.S.B. \$249.95. Speaker \$19.95



Write for our big, illustrated catalogue.

RADIO DISTRIBUTING COMPANY
Fort Orange 904 BROADWAY, ALBANY, N. Y.
 TELEPHONE ALBANY 5-1594

24 HOUR
SERVICE ON ALL
STOCK ITEMS

Uncle Dave's Radio Shack

SUBSIDIARY OF
FORT ORANGE RADIO DISTRIBUTING COMPANY

24 HOUR
SERVICE ON ALL
STOCK ITEMS

Wow, only a few weeks till Christmas, and Uncledave will don the white whiskers again. Here's a tip for all you hams — if you want to give ham equipment for gifts, call Uncledave, W2APF and he'll help solve your gift problems (or any problems for that matter).

CENTRAL ELECTRONICS

Single sideband equipment
20A \$199.50 k
249.50 w/t
* * * * *
Slicer 49.50 k
74.50 w/t
* * * * *
QT-1 Trip 12.50 w/t
* * * * *
VFO for 20A
Surplus converted 62.50

GONSET COMMUNICATOR

2-Meter Transmitter Receiver

Model 3024 Model 3025
\$209.50 \$229.50



Operates from either 115-Volt AC or 6-Volt DC source.

JOHNSON VIKING II



\$279.50

(In Stock)
Kit, complete with tubes — less crystal, key and mike.
Wired and Tested, \$337.50

JOHNSON RANGER

\$179.50 \$258.
kit l.t. w/t l.t.
TUBES extra, \$23.

ACCESSORIES

Matchbox.....\$49.85
VFO Kit..... 42.75
VFO w/t..... 62.50

PARTIAL LIST OF USED EQUIPMENT

Surplus CBY 52208 transmitter.....\$ 25.00
National SW3 Rec. complete..... 20.00
Thordarson 100 W. transmitter C.W. 75.00
RME DM30X..... 25.00
Lafayette UHF Converter (6-1e-11-15) 35.00
MM-1 Micro Match..... 27.95
(3) Tri-Band Gonset Converters ea. 30.00
Noise Clippers..... ea. 5.00
(2) Gonset transmitters Converters ea. 30.00
National 5886 power supplies, new ea. 25.00
National HR07 w/4 coils/power supply/speaker 275.00
Eldico TR75 transmitter..... 50.00
Motorola T69.20A transmitter..... 50.00
Motorola MT30M — 10 meter complete 150.00
National HR060 complete..... 450.00
Lyso 600, new condition..... 115.00
Millen 90800..... 25.00
Hallicrafter S41G..... 25.00
WRL Globe Trotter transmitter..... 65.00
Collins 32V2 transmitter..... 450.00
Collins 32V1 transmitter..... 395.00
RME GF10/20..... 75.00
BC 221—M Freq. Meter..... 125.00
Sonar MB611..... 25.00
Hallicrafter SX42 w/R42 speaker..... 70.00
National NC125 w/speaker..... 125.00
HQ129X Hammarlund w/speaker..... 195.00
Gonset super 6 converter (like new).... 40.00

Write for highest trade-in offers. We want your used equipment for trade or cash!

FOREIGN TRADE SOLICITED

ON-AIR LIGHTS ea. 1.95

Collins 32V-3 Transmitter



\$775

VFO Controlled, Bandswitching, Gangtuned. Covers 80, 40, 20, 15, 11 and 10 meters; 150 watts CW; 120 watts phone; entire RF section enclosed in metal shield. (In Stock)

COLLINS 75A-3 RECEIVER \$550
With Mechanical Filter and Speaker

Folded dipole amateur antennas 300 ohm (kilowatt cable) each cut to band length 75 ft. lead-in,
10 meter 28 mc, 20 ft. \$3.00
20 meter 14 mc, 36 ft. 4.50
40 meter 7 mc, 68 ft. 5.85
80 meter 3.5 mc, 134 8.45

SONAR SRT 120 TRANSMITTERS

All bands 120 w. CW, 100 w. phone



Switches to all six bands. TVI suppressed, with 10 tubes.

Write for prices

New ELMAC TRANSMITTER AF-67 Trans-Citer

\$177.00 Net

PMR 6A.....\$135.00

PSR 6..... 24.50

6 or 12 V power supply

ANTENNA ROTATOR SPECIAL

Will hold up to 200 lbs.

\$26.95

Complete with 100 ft. 4 Cond. Control Cable

HAMMARLUND HQ140-X

with spkr..\$279.50

TELREX

520 BEAM \$55.00


Also other Beams

CABLE SPECIALS

4 cond. rotor..... per 100' \$2.50
RG 59/U 6c ft.... per 100' 4.00
RG 58/U 6c ft.... per 100' 4.00
RG 8/U 14c ft. per 100' 9.00
Kilowatt twin lead, clear poly insulated, 12 ga. cond, 9c ft. 100' 5.00

RADIO DISTRIBUTING COMPANY
Fort Orange 904 BROADWAY, ALBANY, N. Y.
TELEPHONE ALBANY 5-1594

Capacitors with
**leads that
won't pull out**
where others will



Centralab
D6 Tubular BC Hi-Kaps®
600 V.D.C. Working 1000 V.D.C. Test



Pkg. of 5
only
\$1

Suggested
List Price

- Leads are mechanically *and* electrically bonded.
- You make close-coupled, low-inductance connections *fast*.
- New close tolerances.
- D6 tubulars withstand extreme humidity—operate efficiently at +85° C.
- Color-coded per RETMA and JAN specifications.

There's no extra charge for Centralab's extra advantages. In fact, at 20¢ list each, you actually pay less! So stock up on Centralab D6 BC Hi-Kaps at your Centralab distributor.

Send coupon for Centralab Catalog No. 29.

Centralab

D-4154A

CENTRALAB,
A Division of Globe-Union Inc.
912L E. Keefe Avenue, Milwaukee 1, Wisconsin

Send me Centralab Catalog No. 29.

Name _____
Company _____
Address _____
City _____ Zone _____ State _____

(Continued from page 98)
activity is on the upswing in the section after an interesting talk by 1HDQ. The Spokane Amateur Radio Club meets the 1st and 3rd Tue. of each month at Manito Park. Officers are GBU, pres.; EHH, vice-pres.; PCV, secy.-treas. The Clark County Amateur Radio Club (Vancouver) meets the 1st and 3rd Wed. in the Red Cross Bldg., 1310 East 10th, Vancouver. Officers: SAP, pres.; LVH, secy.; KJN, treas. The Sound Traffic Net resumed operation Oct. 1st on 28.6 Mc. at 1900 PST and will meet Mon., Wed., and Fri. for the time being. JPH is on 75-meter mobile. SFN is building a modulator for the big rig. WSN reopened the 1988-kw. c.w. section Oct. 11th, 1930 PST Mon. through Fri. The WARTS meets on 3970 kc. at 1800 PST daily. BA put "torque guys" on his 95-ft. tower with the 130-lb. beam on top. CBE is about ready for RTTY. PHO has a new beam on 20 meters. 4ESK now is 7ESK. TIQ is installing a new antenna. TGO has a vertical for 20 and 40 meters. HKA has orders from the doctor to take a rest from radio. BG's big antenna is down. AMC has been hunting and rebuilding the house. HDT is preparing the RACES plan for Asotin County. FM is on 20-meter mobile. KKY moved to Idaho. The Walla Walla Valley Radio Amateur Club, Inc., reports the club house is practically finished. Club officers are GVC, pres.; RCS, vice-pres.; NSU, secy.-treas. and the Club meets Mon. at the club house off Milton Highway 3 miles southeast of Walla Walla. The Valley Amateur Radio Club, Inc., meets the 1st and 3rd Fri. at Puyallup Memorial Bldg. on Meridian North. Officers: JJK, pres.; MCU, vice-pres.; OEB, secy.; UZE, TGO, sgt.-at-arms; HMQ, pub. Traffic: (Sept.) W7BA 1151. PGY 844. SFN 556. FRU 531. USO 156. HKA 126. OE 85. FLX 50. OEB 46. RXH 46. FWD 40. ZU 39. AIB 37. TGO 33. VCF 26. APS 15. JEY 11. KT 8. AMC 5. BG 3. TIQ 1. (Aug.) W7RXH 55, ETO 9.


PACIFIC DIVISION

NEVADA—SCM, Ray T. Warner, W7JU—ECs: PEW, TJY, ZI. OPS: JUO, UPS. ORS: MVP, PEW, VIU. OBS: BVZ. PEW is the newly-appointed EC for Elko County. LGS, of Boulder City, has settled down in Reno. JLN is active again with an ART-13 from his Paradise Valley ranch. HJ's daughter received the call SNP. As Nevada's only active YL, she should be popular. 6QHL now is 7WTR. RSY, of Las Vegas, handled emergency CAA flight traffic when a long lines telephone cable was broken recently. K7FDB makes BPL again with a traffic count of 721. KOA resigned as EC but remains an active Emergency Corps member. The Southern Nevada Amateur Radio Club (SNARC) held its annual picnic at Mount Charleston this year. It was well attended by members and their families. Traffic: K7FDB 721, W7JU 11, BVZ 3, VIU 3.

SANTA CLARA VALLEY—SCM, Roy I. Couzin, W6LZL— Well, fellows, this is my last report and I wish to take the opportunity to say I have enjoyed working with you and I hope the many friends I have made during my two terms as SCM will keep in contact with me. It is with regret that I give up the job, but I honestly believe WGO, your new SCM, will do a real job if you will give him the kind of support he needs to put the section on the map. I want to thank the ever-faithful gang who made a real effort to get an activity report to me the first of the month, also the clubs who sent their papers or notices to me for meeting information. I hope you go right on sending these to your new SCM as he will appreciate them also. HC has been elected a chairman of the Pacific Area Staff (PAS), and also has been appointed director and asst. mgr. of TCC. EXX reports the new 144-Mc. rig is almost complete and he is designing equipment for 50 and 420 Mc. and rebuilding a low-frequency rig. YHM is back from KL7-Land. He got in some air time while up north and operated from a helicopter. Best DX was a G5 on 7 Mc., 25 watts c.w. WLI reports participation in the F.M.T., and that he received his 25-w.p.m. sticker. BAM reports Europe and Africa are needed for WAC and 5 more states are needed for WAS. MIG reports he was active on 144 Mc. on Mt. San Bruno during the V.H.F. Contest. The SCCARA put up a booth at the Santa Clara County Fair. It was well planned and the help needed to set up the booth and man it was offered, but the booth was so far set aside from the main center of interest very few people saw it. Traffic: W6UTV 150, YHM 94, HC 64, K6BAM 28, BBD 8, W6MMG 5.

EAST BAY—SCM, Guy Black, W6RLB—Asst. SCMs: MXQ for v.h.f. activity and RVC for TVI work. RMs: IPW, JOE. PAM: LL. ECs: CAN, CX, FLT, QDE, TCU, ZZF, and the newest, K6ERR, who handles the Berkeley-Albany-EI Cerrito Area. Les also is a new OES. QZE represented the Walnut Creek Area, and RTA was Acting Emergency Coordinator for the Oakland Radio Club, assisted by IDDT, UTX, K6AUD, and K6CCQ, during the Simulated Emergency Test. The Vallejo gang operated under ZZF, and CAN represented Napa. The gang up that way furnished communication to the Silver Lake Boy Scout camp during the summer. ATM, ZZF, DTB, QEA, and IZU kept skeds with NQJ, LRT, and LL to let the boys keep in touch with home. The Vallejo gang did a swell job of furnishing communications at the Mare Island Centennial celebration. TWH is a new Emergency Corps member in Brentwood. JKW has joined in Centerville. BXE is new

(Continued on page 108)



Worth waiting for!

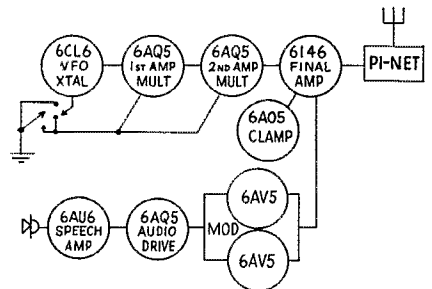
THE *Harvey*-WELLS T-90 SUPER BANDMASTER

This midget with the mighty punch is truly a fine piece of engineering. Our field and laboratory tests have indicated even better performance than might be expected from its power range. Here in one small package (only 12 $\frac{3}{8}$ " x 10 $\frac{1}{2}$ " x 6 $\frac{3}{4}$ "") is a complete 90 watt band-switching transmitter for fixed or mobile operation incorporating more features per cubic inch than ever before offered at such a low price. In design, and in construction, the T-90 has "built-in" provisions for versatile adaptability in meeting most existing conditions of power source, antennas and other coordinated equipment. For example, filaments may be operated with either 6 or 12 volts input simply by proper wiring of the power input plug. A built-in low voltage D.C. relay is wired for antenna change-over; push-to-talk and receiver muting; and an efficient pi Network with a very flexible antenna loading circuit puts out the power and allows tuning out of considerable antenna reactance.

Other features include:

- TVI Suppression
- Complete break-in keying or keying of exciter stages only
- VFO tuning without carrier on
- Cathode biased exciter tubes, and clamper tube control of final screen voltage
- Selector switch for metering of PA grid, PA cathode and modulator currents
- VFO voltage regulated and temperature compensated — VFO completely shielded
- Crystal access door on front panel
- Illuminated dial and meter
- Internal switch provided for either carbon or crystal and high impedance dynamic microphone
- Power supplies available for both fixed and mobile operation
- Price only **\$179.50*** completely built and tested and with tubes


For more complete information, request Bulletin HW 456 and HW 457



R-9 MATCHING RECEIVER

9 tubes — double conversion — packed with performance. Same size as T-90 transmitter — together they make a complete station in only one cubic foot.

Price **\$149.50***



*Prices subject to change without notice.

***Harvey*-WELLS ELECTRONICS, INC., SOUTHBRIDGE, MASS.**

MORSE CODE

I could fill pages with the story of the excellence of Morse code in communications. Especially with the new equipment we are building as a result of my conferences in England and Northern Europe this past year. We have a perforator which is as rugged in construction and dependable in operation as any good typewriter. We have a keying head which is so simple and dependable as to require practically no maintenance.

We have a Morse printer which will accept dots and dashes of the Morse code and deliver typewritten copy. This printer will loaf along at 120 words per minute on very poor circuits whereas ordinary teleprinters employing five unit code require good circuits and operate normally about 60 words per minute. All of this equipment, available here in Littleton, is sure to bring about a more widespread use of Morse code.

We have devised methods and equipment for teaching Morse code faster than had ever been thought possible. The methods are the result of a lifetime of experience of fine telegraph and wireless operators. The student will receive words and sentences (on our selection of certain letters of the alphabet for roll No. 1) — within hours, instead of days or weeks.

The equipment is of quality such as used in Government telegraph as well as communications companies employing perforated slip as used throughout the world.

We were the originators of inked slip and photo-tube keyers at the time when there was no other method of providing low cost practice material. Those photo-tube keyers did a good job, but there is no longer any need for them. Our Morse keyboard perforators and our Morse reperforators make it possible to supply Morse perforated slip at a cost lower than the inked tapes and you have real commercial communications equipment throughout.

I would be grateful for any comment any of you may be so kind as to make. If you are a beginner we can make of you a good operator fast. If you are now an operator we can make of you a much better operator faster than you had ever dreamed. If you are a very fine operator we can make you still better.

AND FINALLY — We are more interested in developing good Morse operators for this new commercial equipment of ours than we are in any kind of a school job. I do hope, therefore, that schools and clubs will ask me for this information as well as individuals. This is the kind of equipment that will make it possible for you to toss into the junk heap any photo-tube keyers, which at best have been a substitute for the real thing. Write to me, won't you?

McELROY MANUFACTURING CORPORATION
LITTLETON, MASSACHUSETTS
(Ted McElroy)

OBS. Listen for him on 3870 kc., Mon., Wed., and Fri. at 0700 and Mon., Wed., and Sat. at 1900. The Central California Radio Council has set up a license plate committee to press for renewal of our temporary privilege. ACN is chairman, with CTH, LOZ, and Mrs. GGC on the committee. A Northern California RTTY Society has been organized and meets the 3rd Thurs. of each month at 909 Fallon Street, Oakland. 111DQ addressed the Oakland Radio Club when he was out here for the V.H.F. Hamboree. Over 200 attended the Hamboree. K8BAO's "whirling dervish" copied first place in the hidden transmitter hunt, with K6ORR as co-pilot. Not only does BAO have the gadget to end all gadgets on hidden transmitter hunts, but he runs a 4X150A on 420-Mc. mobile, and is well under way in constructing a 420-Mc. repeater station. The team of K6AXN and K6BAT is active on 420-Mc. mobile, and QHQ has talked to Vollmer Peak on 420-Mc. mobile with his plug-in converter for the Gonset Communicator all the way from Auburn and Sacramento. K6DJS and CAX are now General Class. New hams are K6HRB, KN6HRL, KN6HEJ, KN6HTP, and KN6GBZ. AAQ is leaving for the Orient and BDF is going to Seattle. Ex-9UN now is K6GR. W6TWI and K6AUC are putting up verticals. ACM is working up a kw. s.s.c. rig. BYD plans to bandswitch with selsyns. BYJ works great DX with only 8 watts. PAZ had a lot of explaining to do when he switched to s.s.c. Traffic: (Sept.) K6FDG 1354, BDF 195, W6QPY 175, K6WAY 163, W6EFD 49, JOK 47, AKB 34, HBF 9, LIL 4. (Aug.) K6BDF 163, GK 105, W6EFD 37, ITH 29.

SAN FRANCISCO — SCM, Walter A. Buckley, W6GGC — SEC; NL, WB was guest speaker at the September meeting of the San Francisco Radio Club and spoke on "Pi Network." The HAMS and the San Francisco Shipyard Club held a joint picnic and all enjoyed a steak dinner. The Naval Shipyard Club invited the SFL to join their every second meeting night of the month. The Humboldt Radio Club entertained two visiting Japanese hams at its last meeting and in return for their hospitality were shown through the Japanese boat and viewed the radio gear. SFX, from Eureka, attended the Hamboree at San Mateo. The Mobiles will handle communications for the Nevada Days at Carson City as usual this year. The 29ers held its annual breakfast with a good attendance. The Teletype Club held its first breakfast the same Sunday as the 29ers. At the Marin Amateur Radio Club meeting LTC, Lackspar, told of an interesting experience which he had in Korea. PIJ was presented with a medal for 80-meter Field Day loading. K6BU won a 2-meter converter. MIY, Mill Valley, is a new member of the Club. At the SCRA LOU, Santa Rosa, has taken over the job of getting the boys of the Mission Trail Net a meeting place for the get-together next season. ACN reports that up to June 6040 hams have applied for the special plates for mobiles. BYS has resigned as EC. Bill stated that his health would not allow the extra time needed on this assignment. Sorry to lose such a good helper and I would like to take this opportunity of thanking him for a job well done. UOQ has accepted this assignment. Tony Gomes is another good helper. GQA now is using an ART-13. Ten teletypes are almost ready for the airwaves locally. Ed Tilton's 2-meter talk was enjoyed by all. After the Hamboree many attended the dinner in his honor. The Ladies Radio Club in San Francisco started a c.w. round table Thurs. at 1 p.m. All Novices are invited to join in on 3725 kc. IKO got stuck in the Nevada Desert and could hear the boys but had no transmitter mobile. MXV is back to work after an injury. DEK refused the nomination as president of the SFRC because of ill health. ATO and GGC also refused nomination as each had held the office for two terms and thought that was long enough for one man to hold that office. CBF is active on 20- and 40-meter 'phone. Congratulations to SWP, PHT, and QMO on making BPL in September. A surprise e.d. drill in the Bay Area found 2 and 10 meters very active. Amateurs came through with flying colors and news reports showed the drill was very successful. C.d. is looking for more 10-meter mobiles. Traffic: W6SWP 889, PHT 869, QMO 651, GCV 44, GGC 19, MWF 16, GQA 4.

SACRAMENTO VALLEY — SCM, Harold L. Lucero, W6JDN — With the Sacramento Valley Section Meeting coming up we hope to have a great many more appointments in the section so fellows, come prepared to accept one soon. In the south we have the Sacramento Club doing fine with code classes and e.d. checks. OPY would like to have a general ragchew, or rather a discussion on how to better the traffic and other amateur necessities. This would bring us closer together and our many problems could be ironed out, thereby we probably could come up with something real good. We will sure talk this over during our section meet. ZF still is on low power but gets out very well. K6EDK is in the traffic run and hope he does much better in the coming months. FGW has a vertical and worked AYU, 20 miles away, while New York stations were booming in. 7WAT, ex-6LEO, sends a letter and extends his 73 to all the gang in W6-Land. SBH is keeping his Official Bulletins going out very fine. REF still is doing very fine as net control for the Mission Trail C.W. Net and also has a good traffic count each month. DDC has just returned from a vacation which took in the southern part of the State where he visited a large number of amateurs. K6HTY is a new ham in Mt.

(Continued on page 104)

PROVEN PERFORMANCE ON

144-148

MEGACYCLES

FCDA

APPROVED
FOR MATCHING FUNDS



MODEL

CD-2

DOUBLE

CONVERSION

RECEIVER

Designed for Continuous Duty.

27 watt input - 17 watt output

SONAR PRODUCTS ARE SOLD BY

A and F ELECTRO MART
Milwaukee, Wis.

ACK RADIO
Birmingham, Alabama

ADIRONDACK RADIO SUPPLY
Amsterdam, N. Y.

ALLIED RADIO
Chicago, Ill.

ALMO RADIO
Phila., Wilmington, Atlantic City, Camden, Salisbury

ARROW ELECTRONICS
New York City

GEORGE D. BARBEY CO.
Reading, Pottstown, Lebanon, Lancaster, Pa.

BRISTOL RADIO
Bristol, Va.

CONCORD RADIO
New York City, N. Y.

BOB DAVIS
1226 The Alameda
San Jose 26, Calif.

DOW RADIO
Pasadena, Calif.

ELMAR ELECTRONIC SUPPLY CORP.
Oakland, Calif.

EVANS RADIO
Concord, New Hampshire

FT. ORANGE RADIO
Albany, N. Y.

R C and L F HALL
Houston, Galveston, Beaumont, Texas City, Texas

HARVEY RADIO
New York City, N. Y.

HENRY RADIO STORES
Butler, Mo., Los Angeles, Calif.

HUDSON RADIO
New York City
Newark, N. J.

OFFENBACH and REIMUS
San Francisco, Calif.

RADIO EQUIPMENT
Buffalo, Batavia, Niagara Falls, N. Y.

RADIO SHACK CORP.
Boston, Mass.

SPECIALTY DISTRIBUTING
Atlanta, Ga.

J. V. STOUT
Baltimore, Md.

TERMINAL RADIO CORP.
New York City, N. Y.

VALLEY ELECTRONICS
Burbank, Calif.

VAN SICKLE RADIO
Ft. Wayne, Indiana

WORLD RADIO LABS, Inc.
Council Bluffs, Iowa

ZACK RADIO SUPPLY CO.
San Francisco, Calif.
Palo Alto, Calif.

The CD-2 is a combined 2 meter crystal controlled transmitter and double conversion super hetrodyne receiver. It is designed for CD fixed and emergency operations, and is engineered to meet all the rigid specifications of the FCDA. The CD-2 is a rugged, quality constructed unit, dependable for the serious work of CD — ideal for just pleasant QSO'ing on two. Compare these fine outstanding features . . .

- 110 VAC AND 6 VDC OPERATION
- RCVR SENSITIVITY: 0.5 MICROVOLTS
- IMAGE REJECTION: 60 db
- HARMONIC SUPPRESSION: 60 db
- 8 CRYSTAL CHANNELS
- NO MULTIPLIER TUNING REQ. (FACTORY SET)
- 6252/AX9910 P.P. FINAL
- PLATE MODULATED
- ANTENNA INPED.: 32 - 72 OHMS
- PROVISIONS FOR COMPLETE REMOTE CONTROL
- PUSH-TO-TALK OPERATION
- AVAILABLE FOR 6 METERS (CD-6)

A complete resume available on request to CD Division —

SONAR RADIO CORP
3050 WEST 21st ST., B'KLYN, N. Y.

For **BALANCED** Tone at any Listening Level



**IRC HI-FI
VOLUME CONTROL
Type LC1**

You can have full range of the audio spectrum at any listening level with this IRC high fidelity volume control. It automatically boosts 'highs' and 'lows' as you decrease the volume. Continuous compensation gives you full depth of tone and clean brilliance even at whisper level.

This is a continuously variable Hi-Fi Control and should not be confused with tapped or stepped type loudness controls. Many quality audio sets now include this unit. You, or your serviceman, can quickly install one in your set by simply replacing your present volume control.

List price is \$9.95. Order from your IRC electronic parts distributor, or send coupon for literature.

Whenever the Circuit Says



**INTERNATIONAL
RESISTANCE CO.**

Dept. H, 401 N. Broad St., Phila., Pa.

Please send bulletin describing
Type LC1 Hi-Fi Volume Control.

Name

Address

City

State



Shasta, Calif. Keep those activity reports coming! Traffic: W6REF 402, MWR 22, JDN 5, K6ED 14.

SAN JOAQUIN VALLEY — SCM, Edward L. Bewley, W6GIW — SEC: EBL, RM: K6BGM, PAMs: ZRJ, WJF. The Stockton Club played host to ATO, who gave a very informative speech. DBH and RRN got a write-up in the Stockton newspaper by saving the life of a critically injured truck driver. GQZ and BCL both achieved a fine score in the V.H.F. Contest, both on 6 and 2 meters. QUE has been appointed by the Stockton Club to give Novice exams, and is being kept quite busy. EXH still is under the doctor's care but is in excellent shape. The Merced Club put on a demonstration of ham radio for the Merced Junior Chamber of Commerce. Those participating were K6DUU, W6BCY, W6ZRJ, W6YWH, and K6BGM. Fixed-station-to-mobile communication was demonstrated, also messages were sent via the National Traffic System. K6EKS is leaving the Air Force and the Merced Area. Ben plans to settle in the Los Angeles Area. K6DUU and W6ZRJ make up the new TVI committee in Merced. KN6HFA received his ticket in September and now reports he has worked 16 states with a Heathkit AT-1. K6NAT is the USNR station at Merced and is looking for traffic on Tue. nights. WJF has a 54-foot mast and 3-wire doublet constructed, and now has the problem of erecting them. Traffic: (Sept.) K6FAE 530, W6ZRJ 500, TTX 126, SJJ 67, FEA 42, WJF 22, EBL 17. (Aug.) K6FAE 508.

ROANOKE DIVISION


(See Roanoke QSO Party Announcement, Page 106)

SOUTH CAROLINA — SCM, T. Hunter Wood, W4ANK — AKC is handling traffic from Rock Hill and reports into the traffic nets at least twice a week. MVX has a new jr. operator born Sept. 26th. FFH is active on MARS nets and the South Carolina Phone Net. WN4HWG has an HA-129 and Heathkit transmitter. ZIZ reports into the Early Bird Net and expects to be a regular on 4RN soon. GQE and 9STV are Navy hams currently stationed in Charleston and will be on the air soon. Few activity reports for September were received. More activity reports are needed from this section. Others are interested in your activities, so keep the SCM informed of your activities monthly. Traffic: W4AKC 365, ZIZ 88, FFH 76, FM 7, ANK 4.

VIRGINIA — SCM, John Carl Morgan, W4KX — All Virginia section nets are back on full winter schedule. All are invited to participate. Thanks to TYC, UHG, YZC, and IF who led in keeping VN rolling during the summer. TYC, newly-appointed RM, is roll-keeper of VN. Congrats to JG, who celebrated 50 years on the air September 19th. The Harrisonburg Area gang threw a big surprise shindig in Tom's honor, and the SCM understands several of them did some fancy "jamming" to keep the cat from escaping the bag beforehand. The Tidewater Mobile Club handled communications for the International Yacht Regatta, with mobiles in pits and afloat and NCS at Yacht Club Hq. Those participating were DLZ, FWX, YVG, RGZ, ULL, PAK, IPA, LCW, ZKA, MLD, RRA, SYO, SVT, JZQ, and 9GLR. TMRC also started a Novice School. Irony Dept: QCW, VZQ, and HBC, while operating as KC4AB on Navassa Is., tried to raise the big DXer, HQN, who was on 75-meter mobile, but Bill "unheard" from aulp. EGP now is DL4SK. VZH is moving to Georgia. K4ABL, in Staunton, is ex-1YAL from Massachusetts. HJK, now in Arlington, is ex-3NOE. TFX reports college work at GWU will curtail his hamming, so pappy IA will come out of mothballs to keep the family on the air. LW continues to publish the outstanding Virginia Section Bulletin. If you're not on the mailing list you're missing a lot. Drop LW a line. The SVARC is about ready to break ground for a new club house. And speaking of clubs, about the most active club station around is PCC, of the Roanoke Club. VYZ has a new 20-meter beam to play with — another good traffic man gone wrong. Congrats to MWH, who is starting his second term as our Division Director. He's YOUR voice in League affairs. If you have any suggestions or gripes he's ready to listen. Traffic: W4PFC 300, BLR 117, SVG 64, AKN 61, DW 45, TFZ 38, VYZ 38, IF 36, YVG 34, CKI 30, OWV 15, VZH 13, KX 11, LW 10, UHG 6, YOL 6, TFX 2.

WEST VIRGINIA — SCM, Albert H. Hix, W8PQQ — SEC: YPR, PAM; FGL, RMs: DFC, AUJ, GBF, HZA. New hams in this State are WN8TGT, WN8TGS (daughter of PZT), WN8SNG (son of BOK), WN8SNE, SXE, PQF, WN8TFD, WN8TIG, and WN8TJV. MJJ has returned to Princeton. WN8SSA, a new ham in Charleston, worked 23 states on 80 meters in five weeks. W8IDH (son of HZA) now is General Class. The following hams are away at school: ISA, ISB, MBA, and MFF. DFC says things are beginning to pick up around his way. 9EHQ, formally of Fairmont, visited the MARA recently. PZT and AUJ attended the October gabfest held by MARA at Starkey Restaurant near Bridgeport. The SJARC, in Weston, is conducting two code classes per week. WVN lost a very consistent NCS when MBA left for college. The Ground Observer Corps has completed quite an extensive observation tower on a hill-top near Weston. The Blennerhassett Club had an election of officers in August. The Club meets at the YMCA every other Fri. evening at 7:30 p.m. NQW

(Continued on page 106)



EVERYBODY WANTS MULTIPHASE EQUIPMENT

and for good reason. It's versatile, permits all-band operation 10 thru 160, it's extremely stable and it's a well engineered, dependable piece of communications equipment.



MODEL 20A

MULTIPHASE EQUIPMENT is the overwhelming choice of SSB OPS everywhere. Ask any ham who uses it! Listen to it perform on SSB, AM, PM or CW!

MODEL 20A

- 20 Watts Peak Output SSB, AM, PM and CW
- Completely Bandswitched 160 thru 10 Meters
- Magic Eye Carrier Null and Peak Modulation Indicator

Choice of grey table model, grey or black wrinkle finish rack model.

Wired and tested.....\$249.50
Complete kit.....\$199.50

SIDEBAND SLICER

MODEL A IMPROVES ANY RECEIVER

Upper or lower sideband reception of SSB, AM, PM and CW at the flip of a switch. Cuts QRM in half. Exalted carrier method eliminates distortion caused by selective fading. Easily connected into any receiver having 450-500 KC IF. Built-in power supply. Reduces or eliminates interference from 15 KC TV receiver sweep harmonics.

Wired and tested.....\$74.50
Complete kit.....\$49.50

Check These Features NOW IN BOTH MODELS

- **Perfected Voice-Controlled Break-in on SSB, AM, PM.**
- **Upper or Lower Sideband at the flip of a switch.**
- **New Carrier Level Control.** Insert any amount of carrier without disturbing carrier suppression adjustments.
- **New Calibrate Circuit.** Simply talk yourself exactly on frequency as you set your VFO. Calibrate signal level adjustable from zero to full output.
- **New AF Input Jack.** For oscillator or phone patch.
- **CW Break-in Operation.**
- **New Gold Contact Voice Control Relay.** Extra contacts for muting receiver, operating relays, etc.
- **Accessory Power Socket.** Furnishes blocking bias for linear amplifier and voltage for optional VFO (Modified BC458 makes an excellent multiband VFO.)
- **40 DB or More Suppression** of unwanted sideband.



MODEL 10B SUCCESSOR TO THE POPULAR MODEL 10A

- 10 Watts Peak Output SSB, AM, PM and CW
- Multiband Operation using plug-in coils.

Choice of grey table model, grey or black wrinkle finish rack model. With coils for one band.

Wired and tested.....\$179.50
Complete kit.....\$129.50

QT-1 ANTI-TRIP UNIT

Perfected Voice Operated Break-in with loudspeaker. Prevents loud signals, heterodynes and static from tripping the voice break-in circuit. All electronic — no relays. Plugs into socket inside 20A or 10B Exciter.

Wired and tested, with tube....\$12.50

AP-1 ADAPTER

Plug-in IF stage — used with Slicer, allows receiver to be switched back to normal.

Wired and tested, with tube....\$8.50

NEW AP-2 ADAPTER

Combined AP-1 and xtal mixer. Allows Slicer to be used with receivers having 50, 85, 100, 915 KC and other IF systems. One xtal suffices for most receivers. \$17.50

WRITE FOR LITERATURE

MULTIPHASE
EQUIPMENT

Central Electronics, Inc.

1247 W. Belmont Ave.

Chicago 13, Illinois

Watch For Early Announcement Of The New DeLuxe MULTIPHASE VFO.

LOOK



Single Sideband X-4 SSB EXCITER


Only 6" x 6" x 6", 10 watts peak output. Same type crystal filter used in SS-75. Output frequency 3.6 to 4 MC. Provision for VFO input or crystal operation. Power required:

6.3 V., 1.6 A., 200-300 V.D.C., 80 MA., 45 V. bias. Wired, tested, aligned..... **\$69.50**



ELENCO X-4 VFO


Only 4" x 4" x 2". Modified Clapp circuit, very stable, finest components. Plugs into X-4 Exciter, tunes 3.6 to 4 MC. Upper or lower sideband selection. Wired, tested..... **\$24.50**



VOICE CONTROL


For voice control of X-4 Exciter and your receiver. Only 4" x 4" x 2". Power required 6.3V 6A., 200-300 VDC 10 MA. Wired and tested... **\$19.95**
X-4 Mixer, one band, 40 or 20 meters **\$19.95**
Power Supply for operation of all X-4 equipment..... **\$49.50**

Johnson Viking "RANGER"




Viking RANGER Kit, with all parts, assembly and operating manuals, less tubes..... **\$179.50**
Kit of tubes..... **\$23.00**

Factory wired RANGER, tested and ready to go, with full instructions, less tubes..... **\$258.00**



8/8/8 MFD. 500 V. D.C.

Triple 8 mfd. 500 working volt D.C. oil-filled condenser, common negative, solder terminals, hermetically sealed, 5" x 3 3/4" x 2 1/4"..... **\$1.95**



PHOSPHOR BRONZE AERIAL

125 ft. of the finest aerial wire obtainable 42-strand phosphor-bronze with linen center. Will not stretch, very high tensile strength, diameter approximately same as No. 14 copper, very flexible. Excellent for transmitting or receiving antenna, control cable, guy wire. Regular list \$4.95..... **90¢**

All prices F.O.B. Cincinnati
20% deposit on C.O.D. orders

Steinberg's

Phone CHerry 1880

633 WALNUT STREET • CINCINNATI 2, OHIO

FIRST ANNUAL ROANOKE DIVISION QSO PARTY

December 11-12, 1954

A QSO Party open to amateurs in the Roanoke Division will be held from noon EST December 11th to 6 p.m. EST December 12th. All amateurs in North Carolina, South Carolina, Virginia and West Virginia are urged to participate.

Rules: 1) The object is to contact as many fellow Roanoke Divisioners in as many different counties as possible during the contest period. 2) There are no restrictions as to power, band, mode, or hours of operating, and cross-band and c.w.-to-phone contacts are permissible. Each station may be worked but once regardless of band or mode. 3) The general call will be "CQ RD" on c.w. and "CQ Roanoke Division" on phone. 4) Information to be exchanged in each QSO will consist of the number of contact, your call, RS or RST report, your county and state (if located in an independent town or city use nearest county), your name. Example: NR 3 W4ACY 589X (GUILFORD NC PHIL). 5) Scoring: *Novices*—all contacts whether with W or WN count 5 points for each message sent and 5 points for each message received for possible total of 10 points per QSO. *Others*—1 point for message sent and 1 point for each received for possible total of 2 points for each W-to-W QSO; 5 points for each Novice message sent and 5 points for each Novice message received for a possible 10 points for each W-to-WN QSO. *Bonus QSO Points*—25 points before multiplier for each of the six elected ARRL officials (Director, Vice-Director and 4 SCMs) contacted. *Multiplier*—Multiply total QSO points as determined above by the number of different counties worked to determine final score. 6) Suggested frequencies: 1810, 3680-3750, 3800-3850, 7150-7200, 7200-7250, 14, 100, 21, 300, 28, 800-29, 000 kc. 7) The highest scoring W and WN in each section will be awarded an attractive memento. 8) All stations taking part to any degree are urged to submit their logs before January 15, 1955 to Owens Hutcheson, W8DFC, Chairman Awards Committee, P. O. Box 587, Princeton, W. Va.

Here's a chance to meet the gang in your division. Get on the air December 11th and 12th and see how many you can work!

has a new Viking II transmitter. AUJ has agreed to act as NCS for the C.W. Net. The Princeton Club is sponsoring a low-speed Novice net on 3725 kc. PQQ visited 3GHD, LVF, GHM, CTJ, KT, BES, CGS, and K2EDL (all members of the Frankfort Radio Club) in Sept. Traffic: (Sept.) W8AUJ 109, DFC 23. (Aug.) W8RRD 5, WN8QWU 2

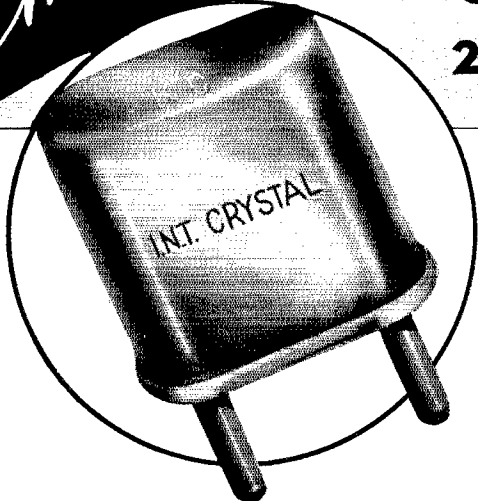
ROCKY MOUNTAIN DIVISION

COLORADO—SCM, Karl Bruggeman, W0CDX—SEC: MMT. This session of the Legislature is the one which considers new bills, so it will be our last chance for two years to get our license plate legislation through. Our state-wide amateur representation is large enough so that we can contact all the Legislature members and put through our bill. Let's all contact at least one Senator and Representative, both personally and by letter, so that they know us and what we can do. IC is spear-heading the drive and has prepared the letters. The El Paso Radio Club handled the communications for the annual Pikes Peak hill climb again this year with TV at the starting line with stand-by equipment, WPK and SDW as NCS. Participating were SDW, ANX, HHR, PBN, MJD, CCG, CVG, MFF, QXQ, JMB, MEY, PTR, YCZ, WPK, HEM, EYN, TV, K2IMC/0, and W5BTI/0. HOP has moved to Monte Vista from Minature, Nebr. LO is the new president of the Denver Radio Club. NIT and daughter, NCB, visited KQD and her OM at Alamosa. KQD is new RM and also Radio Officer for San Luis Valley. IA is Colorado MARS NCS. Schedules are 1920 Mon. on 3289 kc., 2100 Tue. on 2220 kc. APK's final is rebuilt Collins style with an 813. NVX reports a joint meeting of the La Junta and Lamar Radio Clubs. Both clubs are working on ARRL affiliation. Traffic: K0FDX 1625, W0KQD 153, K0WBB 52, W0NVX 37, APK 22, HOP 17, IA 7.

UTAH—SCM, Floyd L. Hinshaw, W7UTM—QWH is a new OBS and Class III OO. Visitors in September were 8WT and his XYL on the 10th and K6BMM and XYL on the 30th. Very enjoyable in-person QSOs were had with both. K6BMM is planning to make this his QTH when his service days are finished. PAM, in Salt Lake City, works 40- and 80-meter traffic and sent me his report this month. More reports are requested to better list the activities of
(Continued on page 108)

Amateurs and Experimenters!

ONE DAY SERVICE / 2000 KC to 54 MC



ONE-DAY Processing

Orders for less than five crystals will be processed and shipped in one day. Orders received on Monday thru Thursday will be shipped the day following receipt of the order. Orders received on Friday will be shipped the following Monday.

International TYPE FA-9 (fits same socket as FT-243)

Pin Spacing .486 Pin Diameter .093

RANGE (kc)	TOLERANCE	PRICE
Fundamental Crystals		
2000-9999	.01%	\$2.80
10000-15000	.01%	\$3.90
Overtone Crystals (For 3rd overtone operation)		
15 MC- 29.99 MC	.01%	\$2.80
30 MC- 54 MC	.01%	\$3.90

SPOT FREQUENCY

.01% TOLERANCE—Crystals are all of the plated, hermetically sealed type and calibrated to .01% or better of the specified frequency when operated into a 32 mmf load capacitance.

HOW TO ORDER

In order to give the fastest possible service, crystals are sold direct and are not handled by any jobber. Where cash accompanies the order, International will prepay the Air Mail postage; otherwise, shipment will be made C.O.D. Specify your exact frequency and the crystal will be calibrated to .01% or better of this frequency with the unit operating into a 32 mmf load capacitance.

International Crystal Mfg. Co., Inc.
18 North Lee
Oklahoma City, Okla.

DEPT. Y

Price

Please Send: _____ Crystals Freq. _____
 _____ Crystals Freq. _____
 _____ Crystals Freq. _____
 TOTAL \$ _____

TO: Name: _____

Address: _____

City _____ Zone: _____ State: _____

Enclosed: Check, Cash, M.O. for \$ _____, or
 Ship C.O.D.

International CRYSTAL Mfg. Co., Inc. 18 N. Lee Phone FO 5-1165
 OKLAHOMA CITY, OKLA.


HOW TO SWITCH OVER TO SINGLE SIDEBAND



by Bill Cummings, W1RMG

Our early start in Single Sideband transmission has given us a long lead in the field. You get these three big advantages when you switch over to SSB via the Dale route: **1.** We can deliver immediately from the most complete stock of SSB rigs. **2.** Dale's trade-in allowance will help you swing the deal. **3.** You can pay on easy Dale terms. Why wait, when you can enjoy SSB right now!

CENTRAL ELECTRONICS **NEW!**



\$249.50

MODEL 20A MULTIPHASE SSB EXCITER

20 watts peak output — SSB, AM, PM, CW.
Has great new performance features *plus* all the time-proven characteristics of popular Model 10A.

MODEL 10B MULTIPHASE EXCITER \$179.50

10 watts peak output — SSB, AM, PM, CW.

SIDEBAND SLICER \$74.50

An SSB adapter that will improve any receiver.

Some Advantages of SSB Transmission

1. Harmonic TVI virtually eliminated through the use of linear amplifiers.
2. No high power modulator and modulator power supply required.
3. SSB eliminates the heterodyning carriers that plague the overcrowded phone bands.
4. Round-table operation of two independent QSOs on the same suppressed carrier freq. using opposite sidebands.

DALE ELECTRONIC DISTRIBUTORS

Serving the Entire Electronic Industry
Sound . . . Industrial . . . Service . . . Amateur

150 JAMES ST., NEW HAVEN 13, CONN.

SPruce 7-5555

hams in this section. Now with fall weather, business is picking up on the mobile frequency, 3935 kc., and so is the QRM. UTM's shack is surrounded by a forest of TV antennas but no reports of TVI — just 1TV. NMIK has sold his mobile rig so is restricted to fixed operations for awhile. Traffic: (Sept.) W7PIM 67, UTM 3. (Aug.) W7CCC 12.

SOUTHEASTERN DIVISION

ALABAMA — SCMI, Joe A. Shannon, W4MI — PAM: RNX, RMI; KIX. New appointments: ZSP (Trussville) as EC, SUF as OO-II, CAH as OO-III. The Anniston Club reports activity zooming on 10-meter mobiles and hopes to have a total of eight soon. We welcome the following new hams in the section: KN4s ACL, ACO, and ADS in Fayette (thanks go to WOG for the effort), KN4AAQ, WN4IIV, and WN4IHX, a family affair (father and two sons), in Brent, 50NL/1 says that his AREC organization is rapidly taking shape in Auburn with a large assist from SXS, Asst. EC, in Opelika. WHW reports the Mobile Club is holding 10-meter transmitter hunts every two weeks. GJW moved into a new home and added new 32V-3 and 75A-3. He is now at 800 feet elevation. WOG is going strong with new mobile while OBV continues having trouble with his. ZGE has a new jr. operator, EJZ and VOM gradually are getting back in the groove. TXO has converted link transmitter to 75-meter mobile drawing on the junk box for parts. VIY says the new home should be ready soon. Net activity in both AENB and AENP is increasing with cool weather. Traffic: (Sept.) W4WOG 156, KIX 150, EJZ 44, YRO 44, ZSQ 33, TXO 28, YAI 26, BFM 16, DXB 10, TEL 8, OAO 7, ZSP 3. (Aug.) W4PPK 65, AAN 28, BFM 10, OAO 2, WHW 2.

EASTERN FLORIDA — SCMI, John W. Hollister, jr., W4FWZ — Two excellent bulletins are Vol. 1, No. 1, on the Palmetto Net (FN) from Net Mgr. LAP and Vol. 1, No. 1 on the Novice Hurricane Net from Net Mgr. YJE. Ft. Lauderdale: 144-Mc. interest is high. FNR demonstrates it. ZQQ is the club code instructor. Club attendance averaged 30 at each summer meeting. IM celebrated his 24th wedding anniversary. *Bird Sparks*: HCRT was at the Flamingo Bar-B-Q. DUH uses an NC-98. UWP has Subraco mobile. NJMI is MM. VGV is hi-fi. Clewiston: Welcome home to PJU, who visited 28 states. Jacksonville: VMF is vespocket on 20 meters. HWA went to California and back. The JARS licensing examining committee is doing PB work. Key West: DRT is ground-plane on 10 and 20 meters. Lakeland: SVB reports the passing of IDN in Tampa. Lake City: YNM is doing extra well with AREC and now has a "Columbia Radio Amateur Pool" of 23 members in the high school club with PB help from the Naval Reserve for training material. In Lake County FE is doing a swell job as EC. Melbourne: BWR is back with 2-kw. emergency power. Miami: IYT vacationed in Nassau. DRC plans road signs announcing the club meeting dates and time. The club has started new code and theory classes. St. Petersburg: *Spark Gap*; WME will handle code classes. JOU is handling arrangements for the ARRL Southeastern Division Convention to be held next June. Sebring: WN4EUB is now emergency powered. Nets: NIN loc stations are BKC, EGB, and SDR. FN ANCSs are WEO, SVX, OZC, and ATA. ZOL is doing FB as ANCS for FTPN. Net traffic: FN 604, FPTN 160, DVB, PJU, and DRD made the SPL. Traffic: W4DVR 703, LAP 298, DRD 193, VEG 117, TRN 60, ZIR 38, LAIT 32, IYT 26, SVD 26, RWM 19, FSS 16, AYD 5, FWZ 5, DRT 4, TJU 4, WEM 3.

WESTERN FLORIDA — SCMI, Edward J. Collins, W4MS/RE — SEC: PLE, ECs: HIZ, MIF, K4ALI is the station call of the Pensacola Amateur Radio Club. K4AFF is the club call of Pensacola High School. GMS has an antenna eleven stories up. KN4AEP is a newcomer in Pensy. KN4AGM is a YL in Pensy High. UUF continues to work 144-Mc. DX. ZFL has an FB vertical antenna. YRF is working on a modulator. DAO/DEF keeps the club humming. HIZ is looking for d.o. applicants. IQG moves traffic on 75 meters. RZV is busy with the Dagwood Net. HIQ hopes to have more time for 7-Mc. c.w. QK is getting on 75 meters with a pair of 813s. HJA wants a.s.b. for his B&W transmitter. 9CPI/4 also is enjoying his B&W rig. WN4HJU and WN4HJW want more power. TTM is having trouble with the HT-9. PTK keeps the mobile rig hot. CCY is putting the club rig in shape. MS has a.s.b. exciter going and is studying linear amplifiers. DOR, BBU, UYS, BGG, and ZUN are active in the high school radio club. BGG wants a 75-meter antenna. UYS is almost exclusively 144 Mc. VR stays on 40 meters. BFD joins the gang on the "party line" Sun. a.m. PLE plans to visit clubs in the section for emergency net work. SIW wants a 10-meter converter. UNV, KWM, MIF, SRX, RKII, VEY, CAJ, and UDC are participating in EARS simulated emergency tests.

GEORGIA — SCMI, George W. Parker, W4NS — SEC: OPE, PAMS: LXE, ACH, RMs: MTS, OCG. Nets: Georgia Cracker Emergency Net, 3995 kc., at 0830 Sun. and 1900 Tue. and Thurs.; Georgia State Net, 3570 kc. at 1900 Mon., Wed., and Fri.; Atlanta C.W., 7150 kc., 2100 Sun. The meeting of the South Georgia Rag Chewers Net held at Albany, Ga. Sept. 26th was attended by 110 hungry hams and XYLs. A good time and a fine barbecue was enjoyed
(Continued on page 110)

New
**UHF & VHF
 LEAD-IN**

Thousands of separately sealed tiny cells, filled with inert gas, make this waterproof cable stable and efficient electrically.

ADVANTAGES:

- 1 Lowest losses at UHF and VHF frequencies.
- 2 Great abrasion resistance and mechanical strength.
- 3 No time-consuming end seal required; easy to install.
- 4 No internal moisture to cause signal loss.
- 5 No kinking when used with antenna rotors.
- 6 Resistant to snow, ice, rain, and wind.
- 7 Resistant to ultraviolet rays from the sun.
- 8 Uses Belden Weldoform conductor for long conductor life.
- 9 Can be clamped tightly in stand-off insulators without crushing. No special fittings required.
- 10 Conductor spacing is constant even when the lead-in is transposed.
- 11 No stripping problem for attaching the conductor.

... *Cuts*
SIGNAL LOSS

This heavy wall of brown virgin polyethylene protects the cable against mechanical abuse and damage from ultraviolet sun rays.

This completely new 300-ohm line results from the development of a new cellular plastic core where each separate cell is filled with an inert gas to make an efficient cable with the lowest possible losses at both UHF and VHF frequencies. With this absolutely waterproof cable, no sealing of the ends is necessary. Celluline cable can be fixed in stand-off insulators without crushing. The thick outer wall of polyethylene serves to protect the cable from abrasion and sun damage.

By fusing *only* virgin polyethylene, the wall can be made smooth—absolutely free from rough spots—to prevent the adherence of dust and other impurities which would increase the losses.


The copper-covered steel strands, which make up the conductors, assure 49% greater resistance to breaking from flexing or stretching than any all-copper conductor.

8275 CELLULINE®
 TRANSMISSION LINE

by **Belden**

WIREMAKER FOR INDUSTRY

NEW • IMPROVED Model "B" MOBIL-CEIVER FOR 1955



MOBILE RECEIVER FOR CONVERTERS

In keeping abreast with modern electronics, S and W are happy to present the new Model "B" Mobil-Ceiver for 1955... a completely new 3½, 6 and 9 KC tertiary I.F. system with narrow skirts to give you the sharpest selectivity, even on the most crowded bands. Compact and completely self-contained, the Mobil-Ceiver is built to professional standards as preferred by Hams everywhere! The Mobil-Ceiver has a built-in 6 and 12 volt power supply, noise limiter, BFO, speaker, RF gain control and T-R switch. It supplies filtered A, B+ and AVC for the converter. Combined with a converter the Mobil-Ceiver is a double conversion super-het designed especially for mobile use.....

\$97.50 Complete
Inc. Excise Tax

East of the Rockies....\$99.50

- Input adjustable 1400 to 1600 kc.
- Built-in self adjusting noise limiter.
- Sharp high Q 175 kc IF's.
- Separate RF and Audio gain controls.
- Stable built-in BFO.
- Transmit-Receive Switch.
- Provision for Transmitter Relay.
- Built-in Power Supply and PM speaker.
- Wired for 6 and 12 volt input.
- Filtered A, B+ & AVC for converter.
- Pull-out drawer type construction.
- Small size 4½" x 6¼" x 7¼".

See the New Mobil-Ceiver at your favorite dealer today!

NEW! Mobil-Fone—a single frequency AM mobile receiver for commercial communication systems on 25-50 mc.

S & W Electronics

MANUFACTURERS OF MOBILE RADIO EQUIPMENT

3418 W. PICO BLVD. • LOS ANGELES 19, CAL.

by all. New officers of the SGRCN are WRT, net control; RIH, aft. net control; PGK secy.-treas.; OIL, business mgr. BXV now is on 20 meters in Quitman. WRV is net control for the Kennehochie Emergency Net. FZO, in Jackson, has a new Globe Scout on the air. CFJ is building a TV transmitter. ZUF has a new beam for 10 meters. YEK (YL) now is a.s.b. IMQ, in Cedartown, is set to go on emergency power with a 2-kw. generator. UMJ underwent surgery on his eyes. KFL has an acute case of matrimony. PGV and CKN are now a.s.b. The Athens, Cedar Valley, and Bell System Clubs now are affiliated with the League. AREC organization in this section is growing daily. If you are not now a member you are invited to contact your EC, SEC, or SCM. Traffic: K4WAR 526, FCI 433, W4OCG 115, IMQ 86, ZWT 40, BWD 36, MA 20, MTS 20, NS 16, ZD 9.

WEST INDIES—SCM, William Werner, KP4DJ. SEC: HZ, ZD, Ramey AFB, registered in the AREC. National Guard station WAC received new Globe Champion transmitter and NC-125 receiver. CX is Radio Officer of the Air National Guard. FI and ZK have a daily sked on 3900 kc, so that ZK can talk to son PZ. WR's receiver is being repaired by CI. DV is assembling a pre-fab aluminum shack. GP is back on 75 meters. RD is building an 813 transmitter. KV4AA air-conditioned the shack. MP is C.D. Comms. Officer. JZ operates mobile with Elmac transmitter and receiver. WV and WY have B.&W. transmitters. NY repaired 75-meter folded dipole. KD has a Heathkit VFO. ZY has a 20-meter Mini-beam. HM put up a folded dipole for 3925 kc. QV bought a 500-watt transmitter from RC. RC is using TBS50, WP4AAB is now KP4, W2CZU/KP4 is now KP4AAO. WS relayed weather reports from USWB office in Ponce to ES on 2 meters for relay to San Juan on 75. OS, Aguadilla EC, reports five full and one supporting AREC member with one mobile unit and one emergency unit available at Aguadilla. The local net frequency is 3960 kc. The P.R. Emergency Net was alerted twice during September at the request of USWB because of torrential rains and flood threat. MV received a letter of appreciation from USWB. The Antilles Net, with TO as NCS, provides USWB with two weather reports daily from islands between KP4 and VP4. WT, Mayaguez, and YX, San Juan, keep housewife guard on 3925-kc. Net frequency all day. WX is in Ft. Bliss, Tex. W8EMN is in Waverly, Iowa. UA is putting up 100-ft. tower for TV antennas. New officers of A.&M. Arts College RC are FI, pres.; PZ, RW, CO, and DG, directors. ZW is on 14,070 kc. at 2130Z daily looking for traffic for the Caribbean Area and is arranging traffic skeds to Europe, N. Africa, Turkey, etc. ZW's XYL is ZV. Traffic: KP4ZW 329, RK 7, DJ 4, ID 2, RC 2, ES 1.


SOUTHWESTERN DIVISION

LOS ANGELES—SCM, Howard C. Bellman, W6YVJ — News of the month is the excellent job done by the LSN gang in bringing about the "new" Southern California Net, which has acted like a shot in the arm for e.w. traffic. CMN, BHG, and GJP are heading the show in SCN. Radio clubs have sent in reports like mad, including bulletins created by members. K6CUX, Upland College Club, is a new ARRL affiliate. The San Gabriel Valley RC meets Tue. at 8 p.m. They say that TCO now has his General Class license. Corky, of the Club and West Coast Ham Ads fame, sent the scoop on a DXpedition to Mexico over Labor Day by MYC, WSQ, and YGC. The Rio Hondo Radio Club announces meetings will take place at 7:30 p.m. the first Sat. of each month at the Youth Center in Palm Park, courtesy of the Whittier Dept. of Recreation, according to UKC. From *The Oscillator*, of the Associated Radio Amateurs of Long Beach, comes word that our RM BHG and his wife went to the rescue of some people on the road near Tulare. Hank's radio gear was working OK; however, nobody in Tulare was on the air so Hank literally had to blast his way for help with his auto horn. The Lockheed ARC, via its *News Notes* tells of the arrival of distinguished visitors, Commissioner E. M. Webster and others. The station call of the Radio 50 Club of Whittier is HUY and Jim Ashby is president. Secretary honors go to EYP, and the treasurer is the son of BLY. The gang is more a part of civic activities than many a club in the section, holding activities with the local police on at least one occasion during the year. BIIG now is equipped with one-kilowatt emergency power at 115 v.a.c., single phase. MBW sports 300 watts into an 813 on LSN. LYG has a Gonset 20-meter beam and a Rocket-Quad on 2 meters. NJU has started at UCLA. K6CPX, the wife of GKNI, schedules KX6AF and turned in a traffic total of over 100 in her first report. Let's hear from some more girls. ORS made 220-Mc. contact with NIT and OIF in Lynwood and Huntington Pk., respectively. AM's Chile rhombic is in a state of repair because of a thrashing machine. BNN, EC for E.L.A. District of Area B, also is trustee for MHM, club station of the Bell Gardens Amateur Radio Assn. Operation is on 160, 10, and 2 meters at present. Skyhooks in use are a 20-ft. flat-top and 10- and 2-meter ground-plane antennas. Traffic: (Sept.) K6FCY 735, W6LYG 544, CMN 235, K6CPX 124, BWD 96, W8USY 92, MBW 84, FMG 70, K6COP 26, W6BFG 23, CK 18, UGA 12, EBK 10, ORS 7, AM 4, K6BEQ 1. (Aug.) K6BWD 110.

ARIZONA—SCM, Albert H. Steinbrecher, W7LVR —
(Continued on page 112)

HARVEY ALWAYS HAS IT...IN STOCK For IMMEDIATE DELIVERY

Write for HARVEY'S
NEW HAM CATALOG




New CENTRAL ELECTRONICS Model 20 A Multiphase

Bandswitching SSB Exciter

Has new performance features, plus the proven characteristics of the popular Model 10A. 20 watts peak output
— SSB, AM, PM, CW..... **\$249.50**
In Kit Form..... **199.50**

MULTIPHASE EXCITER 10B—10 watts peak output—SSB, AM, PM, CW. **179.50**
In Kit Form..... **129.50**

SIDEBAND SLICER—An SSB adapter that will improve any receiver..... **74.50**



Lightweight URANIUM FINDER Model RDN

Extremely simple to operate, the Uranium Finder detects ores with as little as .01% uranium. This sensitivity is greater than is available with any instrument in this price range.

Visual and audible indicators are provided: flashing neon and headphone. Geiger tube is built-in. Employs standard type, long-life batteries. Operates with single switch and detects beta and gamma rays, X-rays and cosmic rays. Weighs only 3¼ lbs.

Complete with headphones, batteries and instructions..... **\$59.50**

SUPERIOR POWERSTATS

Smooth, efficient voltage control, 0-135 volts output from 115 volt AC line. Models also for 230 volt input. Write for free literature. Models for table and panel mounting.



Type 10, 1.25 amps.....	\$ 8.50
20, 3 amps.....	12.50
116, 7.5 amps, table mtg.....	23.00
116U, 7.5 amps, panel mtg.....	18.00
1126, 15 amps.....	50.00
1156, 45 amps.....	118.00


Complete Stock Always On Hand For Immediate Delivery

We're Generous
On Trade-Ins

If You Want To Talk
SWAPS and DEALS
write ... or call W2DIO

NOTE: Prices Net, F.O.B., N. Y. C.
Subject to change without notice

Another
NEW
Johnson
Transmitter
Kit



The Viking 'ADVENTURER'

Will fill the bill perfectly for Novices and General Class amateurs who prefer low power CW operation or as an extra, standby transmitter to more elaborate rigs. Specially engineered for the amateur with little or no construction or operating experience. Features include:

- TVI Suppressed • Crystal Control
- VFO Input • Single Knob Bandswitch — 10, 11, 15, 20, 40 & 80 meters
- 50W input—807 Output Tube • Wide Range Pi-Output Tuning • Dual Service, Self Contained Power Supply—Has Receptacle for providing power to other equipment.

Amateur Net, including tubes **\$54.95**

New Harvey Time Payment Plan

on purchases of \$150 or more.
Up to 12 mos. to pay.

Write for details.

RADIO SPECIALTIES

PRE-TUNED
3 Element-20 Meter

ROTARY SHORTBEAM

A completely weatherproofed, durable, miniature beam for top 20-meter performance. Elements are individually factory adjusted and pre-set to middle of phone band.

Complete and ready for one-man installation..... **\$59.95**

Other rotary shortbeams include:

RS-2-20 2-elements—20 meters...\$49.95	RS-3-15 3-elements—15 meters... 54.95
RS-2-15 2-elements—15 meters... 44.95	RS-2-40 2-elements—40 meters... 74.95

New CENTER LOADING COIL Cuts Your Antenna Length in Half

For shortened horizontal wire-type dipole antennas. Matches RG/8U cable exactly. 40 or 80 meters.....each **\$14.95**

HARVEY is known the world over... wherever Hams operate... as a reliable source for Ham Equipment... assuring fast service and prompt deliveries.




Harvey RADIO CO., INC.

103 W. 43rd St., New York 36, N.Y. • JUDSON 2-1500

Established 1927

WHO'S...WHO on the band
 WHAT...spots are free
 WHERE are replies to your CQ's



YOUR ANSWER:
NEW PANADAPTOR
MODEL PR-1

the eyes of your receiver

For amateur operation featuring Panoramic reception on a 3-inch CR Tube

Why operate "blind"? The new PANADAPTOR MODEL PR-1 provides visual monitoring over a band of frequencies up to 200 kc lets you "see" . . . everything from the other fellow's frequencies in three-way or round robin QSO's to replies to your CQ's. You see it all on a 3-inch CR Tube which also simplifies frequency setting and station monitoring, facilitates network operations, assists in making adjustments of transmitters and antennae, enables identification and interpretation of transmitter signal characteristics (your own and others), selects QRM-free spots for sending and listening.

Once you've used the PR-1 on your rig—once you've gotten the "feel" of the over-all band picture, seen continuously—you'll never again want to feel your way without these eyes!

FEATURES!

- Visual displays up to 200 kc. wide • 3-inch Cathode Ray Tube • Phone output for use of PR-1 as a second unisignal aural receiver • Cathode Ray Tube connections for use as external scope.

ONLY \$199.⁷⁵ NET

See it, try it, at your dealer, or write us for further detailed information.

14 South Second Ave., Mount Vernon, N. Y.



Our new SEC, VRB, with his full kw. and a pair of 813s has been very busy reorganizing the entire AREC and has divided Arizona into 13 sections, with the following ECs covering the sections shown: BFA — Prescott Section, LAD — Tucson Section, KUJ — Ajo Section, LSK — Flagstaff Section, NYN — West Phoenix Section, and UXZ — East Phoenix Section. In addition to the above, JYH has been appointed assistant to the SEC, and UXZ is the EC for Novice Operations. There still are openings for EC appointees in the Kingman, Douglas, Morienci, and Winslow Sections. It is suggested that those interested in these appointments and in joining the AREC contact VRB, or the ECs in their respective sections, and listen on 3865 kc. for more information. The OPRC now issues WAT (worked all Tucson) certificates for 15 or more Tucson contacts to those living outside the city. Contact LAD, secy. The AARC of Phoenix elected the following: IRX, secy.; MWQ, vice-pres.; KWB, treas.; PMQ, secy.; and KOY, SUL, and UCA, board of directors. QFQ has 200 watts to 803s with a 40-foot vertical. PEG is mobile on 10 meters with a Subraco. Traffic: W7QFQ 101, SUI 70, VRB 32, LVR 30.

SAN DIEGO — SCM, Don Stansifer, W6LRU — Asst. SCMs: Tom Wells, 6EWU; Shelley Trotter, 6BAM; Dick Huddleston, 6DLN. SEC: VFT. ECs: BAO, BZC, DEY, DLN, HFQ, HRI, IBS, KSI, KUU, WYA. RM: ELQ. New clubs in the area include The Dragnet, a teen-age group composed of high school students at Grossmont, Hoover, and Helix High Schools with the following officers: K6EFF, pres.; K6ADA, vice-pres.; K6DVD, rec. secy.; and K6ANV, treas. The Chula Vista Amateur Radio Club recently was formed with 22 charter members, is connected with c.d., and has a club station, K6HGA. The Gillispie Amateur Radio Club was formed for members of the county unincorporated area, and is connected with c.d. The LaMesa C.D. Net is now operating on 3825 kc. at 2000 each Wed. For information contact BAO, NIY and MVV are active on 420 Mc. in San Diego. SYA has returned to San Diego after a trip to England. WNN has a pair of 4-250As on 20 meters s.s.b. The AREC picnic near Fallbrook was a success, with 40 AREC members and their families attending. KN6HQZ is a new Novice in Palm City. The Coronado Radio Club expects to have a new San Diego County amateur directory ready for distribution in early January, 1955. JCE, past-pres., of the Coronado Club, passed away at Moffatt Field. The visit and talk by HDQ was well attended and enjoyed by many hams in the San Diego Area. CAE now has a two-element 40-meter beam in operation. The Coronado Radio Club is having a DX contest lasting until March, 1955. We note that FTH, past-SCM and EC for Esccondido, has moved to the Pasadena Area. Merry Christmas and good DX in 1955 to all. Traffic: W6IAB 3263, YDK 574, IZG 538, KVB 49, FCT 11.

SANTA BARBARA — SCM, Vincent J. Haggerty, W6IOX — JG8 has gone to Memphis, Tenn. Good luck to you in W4-Land, Mac, and thanks for your cooperation while at K6CST. K6NBI radioed in another fine traffic report. K6CRJ made 43 contacts in 3 sections during the V.H.F. QSO Party. QIW says he knows of several stations working traffic in this section but cannot get them to report their activity. Reports from all active stations in the section are welcomed. Just drop a card to the SCM at the end of each month. FYW is active on CARS, which operates on 3645 kc. at 7 P.M. Traffic: K6CST 510, NBI 114, W6QIW 43, K6CRJ 10, W6FYW 2.

WEST GULF DIVISION

NORTHERN TEXAS — SCM, T. Bruce Craig, W5JQD — SEC: RRM, PAMs: IWQ and PAK. RMs: PCN and QHT. PAK, new PAM, is at present net manager of the NTO Traffic Net. LUP announced that amateurs have a booth at the Odessa Oil Show. 4TRY/5 is a newcomer to Waco, also 6IZT. The Central Texas Amateur Radio Club at Waco announces new officers are VHF, pres.; ZSY, vice-pres.; BHX, secy.; TUB, treas. The 160-meter Blue Ridge Net reports 88 per cent attendance for September. LUD is going to Texas Tech. at Lubbock. AHC reports working ZL38P on 40-meter c.w. with 25 watts. JNK reports his XYL passed the General Class exam. The Snyder Amateur Radio Club's new officers are KXY, pres.; DWV, vice-pres.; and CRP, secy.-treas. WNSQO is a new call in the Club. We extend our sympathy to TTU, who lost her sister recently. LHIF is a Silent Key. Amateur Radio Day at the State Fair drew the largest number of amateurs known to have gathered at one time in the Northern Texas section, according to some estimates. Fort Worth was awarded the next West Gulf Division Convention. The group at the Convention representing the AREC in Northern Texas section went on record as favoring a 2-meter net for the entire section for emergency work. The Snyder Amateur Radio Club and the San Angelo Amateur Radio Club are now ARRL affiliates. Traffic: W5TEB 675, AHC 308, KPB 139, PAK 131, YPI 104, TTU 83, UBW 41, UFP 40, ZWR 29, FFP 26, CF 21, AEV 20, RHP 1.

OKLAHOMA — SCM, Dr. Will G. Crandall, W5RST — Asst. SCM: Ewing Canady, 5GIC. SEC: KY, PAMs: PML, SVR, and ROZ. RM: GVS. PAK has accepted the job as net mgr. of the N. Tex.-Okla. Net. This Net meets daily on 3960 kc., 1730 to 1830 CST. Those who do not like


(Continued on page 114)

For a Ham's Xmas!

WORLD TIME CLOCK

**AUTOMATIC, ELECTRIC 24-HOUR CLOCK
WITH HUGE 10" DIAL, SWEEP SECOND**

AT A SINGLE GLANCE this fabulous clock tells your favorite Ham the exact time in every zone of the world. Key cities and countries are shown on inner dial. 0100-2400 hours and 1-60 seconds are shown in separate bands! Gray metal with chrome-plated bezel. Self-starting. Convex crystal. A unique clock of time-proven quality at a modest price that HASN'T risen with inflation! *Order No. 32-870-Q.*



DO YOUR
XMAS
SHOPPING
EARLY,
BY MAIL!

ONLY
\$12.50
Plus \$1.25
U.S. Tax



REG. \$18.50
FAIRCHILD 1/4" DRILL
\$9.95

LOWEST price for a famous-make 1/4" electric drill we've seen in a blue moon. Brand new FAIRCHILD "Electric Industries" drill with die-cast aluminum pistol grip and gear case, trigger switch with side locking button, 6 1/2 ft. rubber cord. Fairchild's world-famed 1/10 hp 110-120V AC-DC motor delivers no-load 1200 rpm, full load 700 rpm. Hobbed steel spur gears, armature wound with triple formex wire. 3-spring-collet hand chuck (also available with geared Jacobs chuck, see below). Ship. wt. 3 lbs. Order No. R-5170

WITH GEARED JACOBS CHUCK:

Above Fairchild 1/4" drill with the fabulous Jacobs, geared chuck including gear key and rubber holder which holds key onto drill cord! Anyone who knows the regular price of this precision chuck can see the savings. Anyone who knows prices will tell you a drill with this chuck has never sold this low! Ship. wt. 3 lbs. Order No. R-5270.

\$13.44



REG. \$2.50 ACCESSORY KIT!

Sander-polisher kit for Fairchild or other drill. Includes: lambs wool bonnet, molded rubber disc, sandpaper, countersunk screw and other requisite hardware. Ideal for use with furniture, cars, silverware, hobby and shop, metal, plastics, drill press, lathe, etc. Ship. wt. 1/2 lb. Order No. R-5270.


99¢



13 PIECE TWIST DRILL SET!


Shown in metal Huot index (optional at extra cost). 13 chrome vanadium drills from 1/16 through 1/4" in 1/64 divisions! Way off price! Drills only, 98¢, Order No. R-5215. Heavy gauge index has marked compartments for above drills, 2 hinged panels, and cover! Worth twice our 61¢ price, Order No. R-5216. Each 1/2 lb.

98¢
LESS
INDEX



4 ALBUMS OF POP MUSIC ON 45 RPM

Reg. \$15.68 Value
All 4 for
\$6.95



Order No. R-7054.

Here's a real bargain with savings of nearly \$9 — while they last. FOUR brand new MGM 45 rpm 4-record albums — 16 records — 32 sides:

MEL TORME SINGS: Love You Funny Thing, A Little Kiss Each Morning, A Cottage for Sale, I Cover the Waterfront, The Best Things in Life, I Can't Give You Anything but Love, Little White Lies, County Fair. 4 records, MGM album K 79.

LOVELY TO LOOK AT: Kathryn Grayson, Howard Keel, Ann Miller, Marge and Gower Champion, Red Skelton, Carmen Dragon Orchestra. The wonderful songs from the screen version of Roberta, recorded directly from the MGM sound track. Songs: Lovely to Look At, Smoke Gets in Your Eyes, The Touch of Your Hand, I Won't Dance, Lafayette, You're Devastating, Yesterdays, I'll be Hard to Handle. Music by Jerome Kern. 4 records, MGM album K150.

RAYMOND SCOTT: the brilliant Raymond Scott and his orchestra play music for listening and dancing, magnificently orchestrated. Selections: Two Guitars, Huckleberry Duck, Manhattan Serenade, Tired Teddy Bear, Rub-Dub, Jackrabbit, Estrellita, Coming Down to Earth. 4 records, MGM album K75.


WALTER GROSS PIANO: one of America's keyboard kings plays 8 songs by Vincent Youmans: Orchids in the Moonlight, Through the Years, More Than You Know, Tea For Two, Without a Song, I Know that You Know, Sometimes I'm Happy, Time On My Hands. Walter Gross at the piano with rhythm accompaniment. 4 records, MGM album K114.

These 4 albums comprise the ideal gift package for your favorite pop music listener and the well over 50% savings make it easy for you to play Santa Claus. All albums brand new, 1st quality! Ship. wt. 2 1/2 lbs. Order No. R-7054.

RADIO SHACK

CORPORATION

167 Washington St., Boston 8, Mass.



IN DEMAND

. . . a new, revised edition is now available. Mobile antenna techniques are treated in a brand-new 21-page chapter and the latest dope on ground planes for fixed stations is included. Send for your copy now.

\$1.50 U.S.A. Proper, \$1.75 Elsewhere

THE AMERICAN RADIO RELAY LEAGUE
Incorporated
West Hartford 7, Connecticut



Founded in 1909

RADIO TELEPHONY RADIO TELEGRAPHY RADAR & TELEVISION

Courses ranging in length from 7 to 12 months. Dormitory room and board on campus for \$48.00 a month. The college owns KPAC, 5 KW broadcast station with studios located on campus. New students accepted monthly. If interested in radio training necessary to pass F.C.C. examinations for first-class telephone and second-class telegraph licenses, write for details. New: Advanced TV Engineering Course.

PORT ARTHUR COLLEGE PORT ARTHUR
TEXAS

Approved for G. I. training

nets, please remember there are from 40 to 60 stations occupying one frequency for one hour and at the same time justifying band occupancy for all hams. PML is net mgr. for OPEN and is a new PAM. CKQ has resigned as SEC because of the press of business and KY has accepted the appointment and will, I am sure, do a bang-up job. A new Novice is WN5HBL, Enid, 14 years old, GZV is ex-0NFO. EHJ has a new harmonic, a.m. not s.s.b. WN5ERV has a new receiver and worked into St. Louis with 5 watts on 7 Mc. UZG has gone to W6-Land. Several Oklahoma hams received mention for their assistance in the Powder Puff Derby. The West Gulf Division Convention at Kerrville was a great success with plenty of prizes and entertainment, thanks to the Kerrville gang and FNH in particular. ARRL President 0TSN, Vice-President 5NW, Director 5CA, and SCMs 5JQD, 5FJF, 5ZU, and 5RST were all there. All three candidates for Director, CA, CF, and FJF, were there. An estimation of about 100 mobiles there was made. Traffic: W5GVS 211, PML 36, SWJ 31, RST 22, ADC 20, ZCE 19, TNW 18, REC 13, EHC 11, PAA 10, REC 9, SVR 8, WSM 7, RDI 6, PNG 5, MFX 4, CCK 3.

SOUTHERN TEXAS — SCM, Dr. Charles Fermaglich, W5FJF — The recent ARRL Regional Convention held in Kerrville was an FB affair. Everyone seemed to have a good time. As usual there were plenty of prizes and some very nice social gatherings. FNH, DSII, BEO, OSP, TSC, SFP, TQN the XYL of DEL, and the XYL of FNH were the ones who did the work. Morris, an SWL from Austin, was there to display his excellent photographs of hams throughout the area and to take new ones. G. L. Dosland, President of ARRL, attended and answered many questions concerning the policy and actions of ARRL. There were several excellent programs by FJF and CLP, also an excellent v.h.f. program conducted by FEK and featuring HPC. KSW was in Houston recently, and he looks very well. Keith has gained a considerable amount of weight. He is one man so devoted to amateur radio that when he is too ill even to eat, you can hear him on one of the bands with his bedside rig. Keith is OK now and hamming more than ever. He is going s.s.b. and has a real antenna farm. Let's send in some more dope. GER moved to San Antonio from Dallas. FJX also recently moved back to San Antonio. JC has gone hi-fi. Traffic: W5MN 84, GER 49.

NEW MEXICO — SCM, G. Merton Sayre, W5ZU — SEC: KCW, PAM: BIW, V.H.F. PAA: FB, RM: JZT, NMEPN meets on 3838 Tue. and Thurs. at 1800, and Sun. at 1730; the NM Breakfast Club every morning except Sun. 0700-0900 on 3838 kc.; the NAI C.W. Net daily on 3633 kc. at 1900. Mr. Herbert Moran, Regional C.D. Communications Officer, has conferred with New Mexico officials regarding a RACES plan for the State. The Portales Radio Club adopted a constitution and selected the name L-Tappa-Ke, with 25 charter members. AKR talked to Albuquerque Kiwanis on "Ham Radio." KN6GCL is attending ENAIU at Portales. WN6s ECQ and ECR are active from Gallup. CIN reports Farmington has a RC-610 with emergency power, also five mobiles. Scores in the V.H.F. QSO Party were FAG 24, VWU 10, EYR 7, NSJ (on 420 Mc.) 2. Newcomers on 144 Mc. are JLL, WBA, YXAI, 9EYV/5, 9WGG/5, VJN, and BGF. KCW again is active on 144 Mc. During the Pecos Valley flood on Oct. 7-8, AK provided communications for Hagerman; ARD, CXC, and EFT for Dexter; PSP and UTS for Artesia; QKA, RNG, YAS, and ZGG for Carlsbad; AHQ, BZA, BZB, FAB, PGJ, QKG, RZS, TBP, TDB, UP, WPA, YFN, YUM, YWU, ZAI, and ZU for Roswell. Mobiles especially active were BZA/BZB, CXC, UP, WPA, and YUM. Traffic: (Sept.) W5AHQ 146, BTB 20, WPA 17, CEE 9, CXC 9, ZU 8, HJT 7, BXP 4. (Aug.) W5HJF 21.

CANADIAN DIVISION

MARITIME — SCM, Douglas C. Johnson, VE1OM — Asst. SCM: Fritz A. Webb, 1DB, SEC: RR, PAMs: VE1OC, VO6N, ECs: VE1DQ, VO6U, New appointees: VO2AW as PAM, VO2G as EC, VO6X as RM, WIUBW/VO6 as OBS. Bouquets to those who did such a swell job of traffic-handling during Hurricane Edna. Outstanding were the gangs at VE1DW and VE1FQ, who operated with emergency power and passed weather and damage reports throughout the storm. Recent visitors to VE1 were VE3ANB and VE8SK. Best wishes to DZ, NR, and ex-8SI' on their recent marriages. ADU is giving the new Telrex beam a workout on 14 Mc. Officers of the N.B. Amateur Radio Assn. are WB, pres.; ADU, 1st vice-pres.; UL, 2nd vice-pres.; UT, secy.-treas. The organization has directors from the N.B. counties, a good membership, and is off to a fine start. EC VO6U and the AREC group held Operation Dew Drop and covered the Goose Bay Area with operations on 51 Mc. VO2AW, ex-VE3BTQ, is active at Gander. Also heard in the Gander Area are VO2s F, G, CM, and S. Is your community prepared for emergencies? Contact SEC VE1RR for details on forming your Emergency Corps now. Traffic: (Sept.) VO6N 394, VE1FQ 342, VO6U 113, VO6B 87, VO6S 61, VO6X 55, VO6AH 31, VE1UT 27, VE1ME 24, VE1AV 16, VE1BL 14, VE1OM 4, VE1ZZ 4. (Aug.) VO2AW

ONTARIO — SCM, G. Eric Farquhar, VE3IA — Congratulations to the following recently-licensed YLs in the
(Continued on page 116)

NOW
HENRY DARES
TO GIVE YOU THIS
GUARANTEE

100% SATISFACTION
 or Your Money Back at end of 10 day Trial




Bob Henry,
 WØARA
 Butler, Mo.



Ted Henry,
 WGUOU
 Los Angeles

HERE'S
WHY!



NEW
VIKING "RANGER"

Transmitter
 Exciter Kit
 Kit, less Tubes
\$179.50
 Factory.
 Wired, less
 Tubes
\$258.00


Built-in VFO — TVI Suppressed — Band-switching — seven bands — 75 Watts CW Input — 65 Watts phone input. Offers more features than any Transmitter/Exciter ever built for amateurs!

- Top Trades
- Only 10% Down
- Easy Terms
- Fast Delivery
- Personal Service
- Low Prices
- Complete Stocks
- We want you to be satisfied. Ask any Ham about Henry. And Henry has the new equipment first.

New NC98 ONLY

Now for the first time, your choice of electrical bandspread calibrated for either amateur or SWL bands. A crystal filter, an S-Meter, an RF stage and 2 IF stages.

1500
Down
 18 monthly payments of **\$8.00**
 Cash price
\$149.50



A few items in stock for immediate shipment are:

B & W 5100.....442.50	Hammarlund	National HR060533.50
Elmac PMR6A or	HQ140X264.50	Hallicrafter SX88 595.00
PMR12A.....134.50	Collins 32V3775.00	Hallicrafter SX71..249.95
Elmac AF67177.00	Collins 75A3 &	Hallicrafter S76.....199.95
Viking 11 kit.....279.50	spkr.550.00	Hallicrafter S40B ..119.95
Viking 11 factory	Babcock MT5B119.50	Gonset Super-6..... 52.50
wired319.50	National NC98149.95	Gonset Super-
Morrow 5BR 74.95	National NC88119.95	Ceiver119.50
Morrow 5BRF 67.95	National NC125199.95	Gonset Communi-
Morrow FTR128.40	National NC183D ..383.50	cator 11.....229.50

Prices subject to change. A few prices higher on west coast.

Write, wire, phone or visit either store today.

Butler 1, Missouri
 Phone 395



Henry Radio Stores

BRadshaw 2-2917
 11240 West Olympic Blvd. Los Angeles 64




2-METER CONVERTER

Now you can receive 2-meters on a conventional Short Wave Receiver. Especially designed Push-Pull 6J6 R. F. Amplifier into 6J6 Oscillator-Mixer. Balanced line input, coaxial output. All slug-tuned adjustments, high quality components. Output frequency is 21 to 25 MC. Highly stable oscillator.

Small Size, 5" long, 3 1/4" wide, 3 1/4" deep. . . . An Excellent Buy of Component Parts Enables Us to Sell at These Low Prices We Guarantee Satisfactory Results.

Additional Details in *CQ Magazine*: Page 32, Dec., 1953



Model 2A (Illustrated) with A.C. Power Supply

COMPLETELY WIRED, TESTED, ALIGNED UNITS

MODEL 1A — Without Power Supply — \$16.95

With Tubes

MODEL 2A — With A.C. Power Supply — \$21.95

With Tubes

In Kit Form, Less Tubes, with Complete Simplified Instructions. Prewired, Excepting Tuned Circuits and Power Supply. Anyone with even the slightest experience can complete in a comparatively short time.

MODEL 1 — Without A.C. Power Supply . . . \$9.95

MODEL 2 — With A.C. Power Supply \$14.45

See Your Local Jobber or Write Us

MARSHALL MANUFACTURING CO.


Associated With K & L RADIO PARTS CO.

1406 VENICE BLVD. LOS ANGELES 6, CALIF.

*Coming: VFO for 2 Meters, Highly Stable, Reasonably Priced.

NOW IN STOCK VIKING RANGER

for IMMEDIATE DELIVERY



SELETRONIC SUPPLIES, INC.

Radio and Electronic Supplies

1320 Madison Ave., Toledo 2, Ohio, W8GDE, Mgr.

803 South Adams St., Peoria 2, Ill., W9YYM, Mgr.

North Bay Area: BFE, DUZ, BRJ, DVO, DVU, and DVV. Hospital officials are grateful to the Ontario Fone Club for the generous donation, which will assist in further work on behalf of children. GI is manager of TRN. DSM now is Class A. The Belleville Club meets in the YMCA. ARF pounded out a good signal from lake QTH. NZ caught some dandy bass. NG and his XYL, DZA, attended the 'Phone Club picnic at Collingwood. DTO and DUG are newcomers in Toronto. AXC now is located in Kitchener. CAB, now Class A, mobiles on 75 meters. AAS returned to Belleville after one year in VE8-Land. NN is heard mobiling. Officers of the Brantford Radio Club are CP, pres.; BSG, vice-pres.; DUL, secy. AVS has daily skeds with Hearst, Cochrane, and Chapleau. AJR and DNY attended the Findlay, Ohio, ham picnic. Sixty members of the v.h.f. fraternity attended the meeting at Oakville. It was nice to see such a fine representation from New York State. W2UTH delivered a splendid talk on emergency work in the Rochester Area. DIR and BQN were recipients of 2- and 6-meter trophies. BGI, the XYL of AGW, was congratulated on getting her ticket. DIIG has completed work on the ten-meter walkie-talkie. With regret we record the passing of AVP, whose fine signal out of Clarkson will be missed. Traffic: (Sept.) VE3BUR 230, NG 196, TM 99, ATR 91, EAM 62, BJV 44, AUV 31, DQX 34, VZ 30, CP 29, AJR 26, NO 18, IA 17, AOE 12, VD 4, DU 3, (Aug.) VE3KM 6.

BRITISH COLUMBIA — SCML, Peter McIntyre, VE7JT — Taking a look in the perspective at this column I have come to wonder what is the value of same. Other than two or three interested persons who take the time to send in activity reports and traffic counts the rest of you just sit and hibernate and wait to see what the other guy will do for you. Seemingly the VE7s are the most inactive bunch in hamdom or the laziest when it comes to reporting anything. You ask, "Why don't you listen on the bands?" Well, 75 per cent of my time is spent listening and about 1 per cent of what I hear is "fit" to comment on. Amateurs are individualists but individuality does not mean hibernation or stagnation. I would like, for once, to have enough material from the VE7s so that it would have to be edited to be able to make it fit the column. We have this amount of space allocated for each month but let's get some meat to put in it not just gleanings from the few. If you are interested enough to read this you should be interested enough to help make it interesting for the other readers. Your "comments," by letter, would be appreciated, and maybe in this way we can have an interesting column of what's what in British Columbia. What happened to the two-minute pause on 3755 kc. and the Wednesday Nite Swap Time? See you on 3755 kc. nightly. Traffic: (Sept.) VE7TF 79, QC 55, DH 23, ZV 18, (Aug.) VE7QC 150.

MANITOBA — SCML, Leonard E. Cuff, VE4LC — The end of another year is drawing near and as it is not possible for me to meet all of you personally I wish to take this opportunity to wish you all a Very Merry Christmas and a Happy and Prosperous New Year. Traffic: VE4AI 60, VE5DS 27, VE4HL 22, GE 21, KG 12, EF 9, YR 7, CK 6, RB 6, XP 6, NW 5, VE5GO 4, VE4EY 3, FD 3, EU 2, GB 2, VE5JK 2.

SASKATCHEWAN — SCML, Harold R. Horn, VE5HR — DD was presented with a Viking mobile unit for 25 years service as minister in his church. Congratulations, Pere. DA has his ticket endorsed all-band A3 now. JV had top e.w. score for Saskatchewan in the ARRL DX Test. AS/mobile works lots of DX with his Viking. EH landed in the hospital after mixing with high-voltage supply and getting severe burns to his hands and face. New officers of the Saskatoon Radio Club are RL, pres.; AJ, vice-pres.; MK, secy.; OB, treas. Ex-5PK now signs 6HP. New net time is 1830 hours daily. You are invited to check in or become a member. Frequency is 3780 kc. Best wishes to you and yours for a Very Merry Christmas from me and mine. Traffic: VE5FG 26, BZ 14, HR 11, GO 8, GX 6, PJ 6, QL 4, RE 4, BF 2.

BRIEFS


The Toledo Radio Club is sponsoring the "Worked Toledo, Ohio" award. The WTO certificate will be given to any radio amateur submitting confirmation of contacts with fifteen amateurs in the Greater Toledo area. The outlying communities of Holland, Maumee, Perrysburg, Sylvania, Curtice, Moline, Walbridge, Trilby and Rossford are considered as part of the Greater Toledo area. Contacts may be made over any period of time, between mobile, fixed or portable stations, crossband, 'phone to c.w., or any possible combination so long as the FCC regulations are adhered to. Confirmations should be sent to Maynard Nelson, W8HHF, 5514 Roan Road, Sylvania, Ohio.

An amateur radioteletype exhibit at the Western Washington Fair, held in Puyallup, Wash., in September, met with considerable public interest. W7HMQ reports. RTTY contacts with Alaska, W6-land, and local stations were logged.

Now add extra
convenience to
your rig with

BUD
Golden Glow

**SLIDING
DRAWER
ASSEMBLY**



The new BUD S.D. 1717 Sliding Drawer Assembly is easily and quickly assembled and installed in any standard rack. Can't fall out, can't tilt . . . perfectly safe mounting for any object placed on it. Slides easily in and out on ball bearing suspension in the same manner as the drawers in the most expensive steel filing cabinets.

**Here Are Some of the Many Uses
of the BUD Sliding Drawer Assemble**

1. Mounting for record player
2. Base for portable typewriter
3. Mounting for apparatus or instruments
4. Base for writing table
5. Handy drawer space

In addition, there are many other handy uses for this practical drawer.

LOOK AT THESE CONSTRUCTION FEATURES

Chassis formed from one piece 14 gauge aluminum.

Slide rail fastens securely to chassis, slides easily in and out on ball bearings in channel.

Electrowelded. Chassis size 16 $\frac{3}{4}$ " x 14" x 3" with $\frac{1}{2}$ " flange top and bottom.

Stop screw on slide rail prevents drawer from falling out of channel.

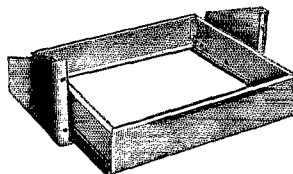
Support brackets formed from one piece $\frac{1}{8}$ " aluminum.

Support brackets and channel finished in etched aluminum.

Brackets accurately punched to conform with standard panel mounting holes.

Chassis and slide rail finished in gold-tone, will support up to 50 pounds.

Also available, aluminum plate which may be fastened to top of chassis as shelf, desk top or support; or attached to bottom of chassis to form drawer. Size 16 $\frac{3}{4}$ " x 14". Made of 14 gauge aluminum. Gold finish. Punched with four mounting holes. Catalog No. T.P.—1718.



Catalog No. S.D.—1717

Sliding Drawer Assembly
Amateur Net.....\$10.65

Catalog No. T.P.—1718

Drawer Plate
Amateur Net.....\$2.19

See these products at your nearest Bud distributor



BUD RADIO, INC.

2118 East 55th St.

Dept. Q

Cleveland 3, Ohio

An ideal Christmas Gift
that lasts forever!



LEARN CODE and Theory

\$3.95
up

EASY,
FAST HOME STUDY!

PASS COMMERCIAL AND AMATEUR CODE
EXAMS, AMATEUR THEORY EXAMS, FOR
YOUR FCC LICENSE!

78 RPM

4 AMECO Courses Available:

No. 1 — **NOVICE CODE COURSE.** You get and keep 10 recordings (alphabet through 8 W.P.M.). Includes typical FCC type code exams. Free instruction book on learning how to send and receive code the simplest, fastest way; plus charts to check your receiving accuracy; plus an album; all for the low price of only \$7.95

No. 2 — **SENIOR CODE COURSE.** You get and keep everything given in the Novice Course except that you get 22 recordings (alphabet through 18 W.P.M.), plus typical FCC type code exams for General class and 2nd class commercial telegraph licenses. All this for only \$12.95

No. 3 — **COMPLETE RADIO THEORY COURSE.** A complete, simplified home study theory course in radio covering the Novice, Technician, conditional and general classes — all under one cover — with nearly four hundred typical FCC type questions to prepare you for license exam. No technical background required. You also get, FREE, a guide to setting up your own Ham station. All for the amazing low, low price of \$3.95

No. 4 — **NEW ADVANCED COURSE.** Prepares Novice operators for the amateur general class and second class commercial license tests. Contains 12 recordings (8 through 18 W.P.M.) PLUS the complete code book — PLUS typical F.C.C. code examinations for general and commercial tests. ALL for only \$6.95

No. 5 — **RADIO AMATEUR QUESTION & ANSWER LICENSE GUIDE.** A "must" if preparing for Novice, Technician or general class exams. Approx. 200 questions or answers (most multiple choice type), similar to ones given on F.C.C. exams. Has 2 typical F.C.C. type exams. Other questions by subjects, easier to study. Low, low price of **50¢**


FREE LITERATURE AVAILABLE
Sold at leading distributors
everywhere or write to
Dept. Q12

AMERICAN ELECTRONICS CO.
1203 Bryant Ave., New York 59, N.Y.

WHEN YOU SEND . . . send with the **VIBROPLEX**

**SEMI-AUTOMATIC
KEY**

Twice
as easy
as hand
sending



ORDER
YOURS
TODAY!

SENDING is easiest and best when you send with the new Vibroplex semi-automatic key, because it does all the arm-tiring work for you — automatically. It sends better, easier and faster. Relieves nervous and muscular tension while sending. Ends sending fatigue. No special skill needed; no arm-tiring effort involved. Built for long life and rough usage. Used and recommended by thousands of operators on land, sea and in the air. So when you send, send with the Vibroplex semi-automatic key. Choice of five models, \$12.95 to \$29.95. Left-hand models, one dollar more. Place your order today. At dealers or direct from us.

Headquarters for NEW portables, all models and styles of type. Also, REBUILT standard and portable typewriters with ALL CAPITAL letters and other styles of type. Immediate delivery. Get our prices before you buy!



THE VIBROPLEX CO., Inc. 833 Broadway, New York 3, N. Y.

120-Watt Modulator

(Continued from page 19)

sounds, in view of the fairly large capacitance tolerances that are usually associated with paper condensers. The ideal method would be to measure the capacitances and pad them out to the correct values, and if the facilities are available to do this it is a recommended procedure. However, even quite wide departures from the theoretically correct values do not greatly affect the performance from a practical standpoint — that is, in the way the transmitter sounds or in the suppression of splatter. A reasonable procedure, therefore, is to pick out a standard value of capacitance that lies somewhere on the load resistance line between the 2500- and 3500-cycle curves.


It will seldom be possible to find an iron-cored choke having exactly the required inductance. However, it is easy to modify a "television" power supply filter choke for the purpose. These usually have ratings from 1 to 2 henrys at 200 or 300 ma. Measurements on a "1-henry 300-ma." choke of this type (Stancor C-2326) showed its inductance to be about 1.9 henry, without d.c. and with small applied a.c. voltage. Removing the entire stack of I laminations reduced the inductance to 0.53 henry. Calculations based on the total resistance and the wire size (No. 28) showed that the choke had about 22 layers, so 7 of these were unwound and the inductance was then measured with various air gaps, using paper and cardboard spacers. The measured values are shown in Table I.

In the course of making measurements it was found that the presence of the "finishing" laminations that overlap the I sections on each side of the core had a very marked effect on the inductance and Q. These end pieces cause a pronounced increase in inductance for a given air gap, as compared with the inductance when the end pieces are not assembled with the regular core pieces. They also reduce the Q of the coil to less than half the value obtained when they are not used, presumably because of flux concentration in the small cross section of the overlapping part. They were therefore not used in making the measurements in Table I, nor in reassembling the choke shown in the photograph, the whole works being held together by clamps made from tempered Presdwood. The Presdwood mounting also serves to insulate the core from the chassis, which should increase the coil-to-chassis breakdown voltage.

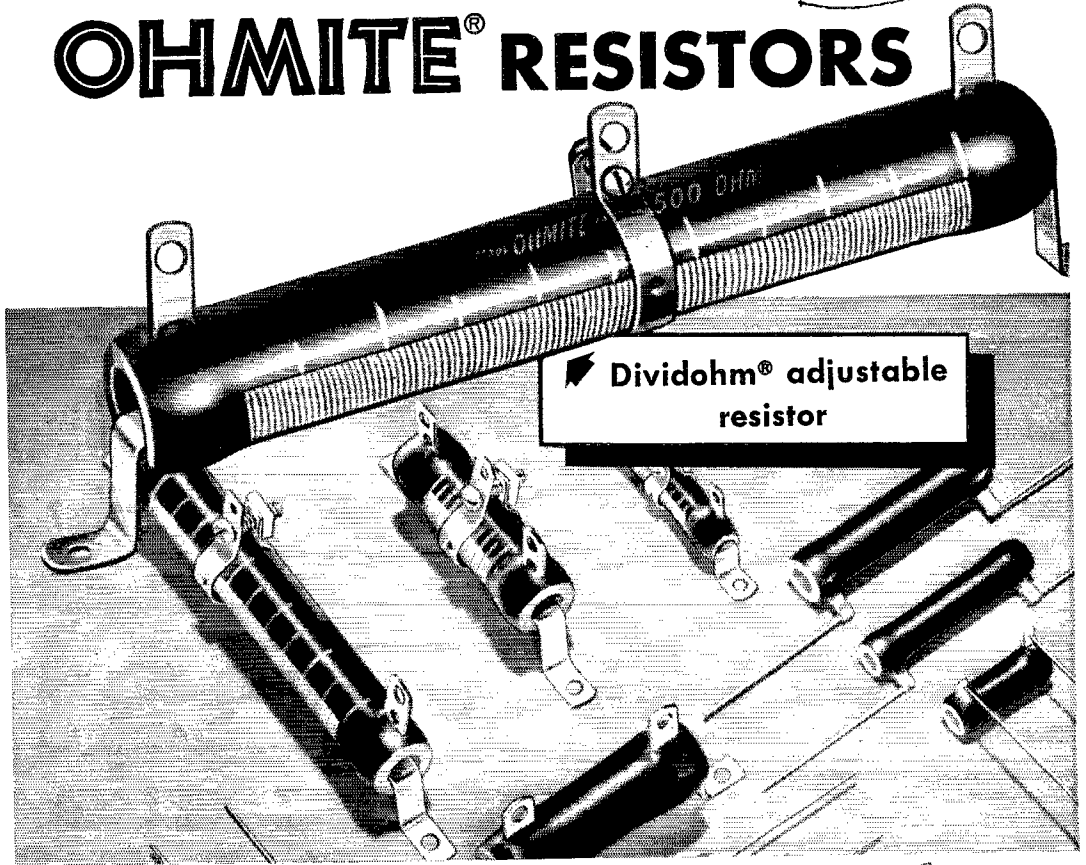
Table I shows that for air gaps above 0.020 inch, the inductance changes fairly slowly with the thickness of the gap, so in this range — roughly 0.25 to 0.5 henry — this particular type of choke as modified can easily be adjusted to any value required for Class C loads ranging from 2000 to over 5000 ohms. This covers most of the practical cases. Measurement of the inductance is desirable but not necessary if the thickness of the spacer used in the air gap can be measured with moderate accuracy.

(Continued on page 120)

For a rig you can rely upon
Use dependable



OHMITE® RESISTORS



When you're on the air . . . and your rig goes dead . . . what can be more exasperating? Make sure it isn't resistor trouble by standardizing on OHMITE resistors, with a world-wide reputation for dependability. Available in wire-wound, vitreous-enameled type; fixed (5 to 200 watts); and adjustable "Dividohm" (10 to 200 watts). Also "Little Devil" composition resistors ($\frac{1}{2}$, 1, and 2 watts in all RETMA resistances), plus many others for special and experimental uses.



Write for
Stock
Catalog

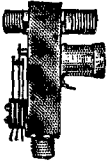
**OHMITE
MANUFACTURING
COMPANY**

3636 Howard St.
Skokie, Illinois
(Suburb of Chicago)

OHMITE RHEOSTATS • RESISTORS • TAP SWITCHES

LOOK WHAT HAPPENED!

Further recent improvements in our new type magnet provides thrust pressure of over 200 grams and 300% increase in relay contact pressure. — Dow relays have now definitely set a new standard for the industry.



Type DKC
1000 Watts
Length 4 1/4"
Width 3"

FIXED



Type DKM
500 Watts
Length 3 1/4"
Width 2 1/4"

MOBILE

FEATURES:

1. AC types entirely free of hum, guaranteed equally as silent as DC. Transmit contact pressure now increased to over 100 grams; receiver contacts 45-50 grams.
2. Causes negligible change in s.w.r. up to 100 mc.
3. Special type receiver connector automatically grounds receiver contact inside of connector during transmit and protects receiver from RF — (Optional — not available for DKM).
4. External SPDT switch available (Optional).
5. Relays supplied with UHF connectors — type 'N' on request. Add \$1.00 for SPDT external switch. Add \$1.00 for special receiver connector.

AC types (All voltages). Amateur net. \$10.50
DC types (All voltages). Amateur net. 9.50

See your distributor — if he has not yet stocked Dow Co-axial relays, order from factory. Send cheque or money order, or will ship COD. Prices net FOB Warren, Minn. Shipping weight 9 oz. Dealers' inquiries invited — literature on request — Watch our ads for line of open type relays, using our new magnet.

THE DOW-KEY CO., INC.
WARREN, MINNESOTA

The inductance of a choke varies with the a.c. voltage applied to it as well as the direct current flowing through it. Because of the rather large air gap that is used in this application the d.c. component is of practically no consequence. Checks showed, however, that the inductance increased about 15 per cent at a.c. levels representative of full audio output from the modulator as compared with bridge measurements made with a low-voltage source. An allowance of this order can be made in determining the proper air gap. The figures in Table I are based on bridge measurements of inductance.

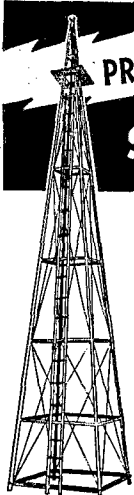
Performance Data

The over-all frequency response of the system including the splatter filter is such as to tend to emphasize those frequency components that contribute most to effective speech transmission, without sacrificing that nebulous thing called "satisfactory quality." Judged by listening tests, the balance between highs and lows is quite satisfactory; also, there is no difficulty in identifying sibilant sounds such as "s" and "f" which often become indistinguishable when the highs are cut too much. The response curve is essentially flat (within ± 2 db.) between 350 and 2800 cycles with the components and values given in the diagrams, and using a splatter filter designed for working into a 5000-ohm load (measured values, 0.47 henry and 0.01 μ f.). Compared with the level at a 1000-cycle reference, the response is down 6 db. at 200 cycles and 12 db. at 100 cycles. At 3000 cycles the response is down 4 db. below the same reference, and drops at a uniform rate of 20 db. per octave above 3000 cycles.

Practically all of the attenuation at the high-frequency end is in the splatter filter. The modulator and speech amplifier are intentionally cut only at the low end and the response stays fairly uniform out to 5000 or 6000 cycles. On the premise that the frequency components that cause splatter will practically always be generated in the modulator or Class C amplifier, as discussed earlier, the ones generated in the modulator obviously have to be suppressed between the modulator and Class C amplifier. Reduction of high-frequency response elsewhere in the audio system accomplishes little or no splatter reduction — since the legitimate high-frequency components in the ordinary voice are of low amplitude — and simply causes a loss of intelligibility and naturalness. In other words, there is no point in cutting the high end unless it is done in a splatter filter, located in the right spot to catch not only the legitimate components outside the needed band but also the spurious components.

The measured power outputs at various voltages were mentioned earlier. The power supply filtering, plus low-frequency cutting, result in a hum level that is largely masked by the first-stage noise, without voice input and gain at maximum. At maximum output with a pure tone signal the hum increases because of the heavier drain on the power supply, and appears practically entirely in the modulator output and not in

(Continued on page 122)



PRICES SLASHED ON 100 FT.

Self Supporting
STEEL TOWERS
For Rotary Beams, FM, TV

New Streamlined VESTO

100 ft. Tower

(SELF-SUPPORTING—NO GUY WIRES)

NOW ONLY **\$895.00**

SMALL DOWN PMT.—EASY TERMS

The heavy demand for 100 ft. VESTO towers now enables us to produce them in large quantities and pass the savings on to you!

Also available in a wide selection of other sizes for amateur and commercial use. These are listed below:

22'-\$104, 28'-\$127, 33'-\$149, 39'-\$182, 44'-\$208, 50'-\$239, and 61'-\$299.

Shipped to your home knocked down, FOB Kansas City, Mo. 4th class freight. Prices subject to change. Send check or money order, or write for free information.


Cable address: "VESTO"

- 4-POST CONSTRUCTION
- GALVANIZED STEEL
- LADDER TO TOP
- COMPLETE
- EASY TO ERECT
- STANDS ANY WIND

WRITE TODAY FOR COMPLETE FREE INFORMATION AND PHOTOGRAPHS

VESTO CO., Inc.
20th and Clay
North Kansas City, Mo.

That "WARM" Feeling!




CENTRAL ELECTRONICS MULTIPHASE SINGLE SIDEBAND EXCITERS



MODEL 10B EXCITER KIT.

10 watts peak output. Net \$129.50.
Wired and tested. Net \$179.50.




MODEL 20A EXCITER KIT.


20 watts peak output. Net \$199.50.
Wired and tested. Net \$249.50.

Nothing else equals the satisfaction you get from owning and operating the equipment of your choice—especially when Walter Ashe makes it so pleasantly money-saving with his fabulous "SURPRISE" Trade-In Allowance on used test or communication equipment. This year give yourself the best Xmas present ever. Trade used equipment now. Wire, write, phone or use the handy coupon below.

BRAND NEW JOHNSON VIKING "ADVENTURER" 50 Watt CW Transmitter Kit. Bandswitching, TVI suppressed. With tubes.
Net \$54.95




NATIONAL NC-98. 9 tubes, crystal filter. Less speaker.
Net \$149.95.



JOHNSON VIKING RANGER TRANSMITTER-EXCITER KIT. Less tubes. Net \$179.50. Wired and tested, less tubes.
Net \$258.00.

Set of tubes for Ranger.
Net \$22.61.



All prices f. o. b. St. Louis • Phone Chestnut 1-1125

FREE CATALOG!

WALTER ASHE RADIO COMPANY
1125 Pine Street, St. Louis 1, Missouri

Q-12-54

Rush "Surprise" Trade-In offer on my _____

for _____
(show make and model number of new equipment desired)

Rush New 1955 Catalog


Name _____

Address _____

City _____ Zone _____ State _____

Walter Ashe
RADIO CO.
1125 PINE ST. • ST. LOUIS 1, MO.

BUY OF A LIFETIME! TRIED AND PROVEN THE WORLD OVER



LET'TINE MODEL 240 TRANSMITTER WITH MOBILE CONNECTIONS AND A.C. POWER SUPPLY

This outstanding transmitter has been acclaimed a great performer throughout the world. Excellent for fixed station, portable or mobile operation. Air wound plug-in coils used for greater efficiency—never obsolete—will take any new freq. Ideal for General Class Amateur, Novice, C.A.P. (C), M.A.R.S., Broadcast, Marine and Airport Communications. An outstanding buy, direct from our factory, ready to operate.

The 240 is a 40 to 50 watt Phone-CW rig for any freq. from 1.6 to 30 mc., complete with: (8 x 14 x 8) cabinet, A.C. power supply, 40 meter coils and crystal and tubes: 6V6 osc., 807 final, 5U4G rect., 6S17 crystal mike amp., 6N7 phase inverter, 2 6L6's PP mod. for excellent audio quality. Weight 30 pounds. I.V.I. instructions included. 90 day guarantee. Price \$79.95.

\$25 deposit with order—balance C.O.D.
80, 20, 10 meter coils \$2.91 per Band, 160 meter coils \$3.60.

MODEL 130 FOR 120 TO 130 WATTS
MODEL 242 FOR 2 METERS—45 WATTS INPUT
LET'TINE VFO AND ANTENNA TUNER

LET'TINE RADIO MFG. CO.

62 Berkeley Street Valley Stream, N. Y.

YOU'LL SAVE DOLLARS and TIME

—DO A NEATER JOB—with a

KNURL-TITE ADJUSTABLE DRIVER FOR FINISH NUTS



Needed in Every Tool Kit

A PRODUCTION TOOL—and for Repair Men and Handy Men

Here's the right tool for tightening and loosening knurled finish nuts. Specially designed for electrical products using toggle, chain, push-button fixtures, etc. Finish nuts slip "flush" into the jaw, and when KNURL-TITE is used, the fine surfaces of panels are not scratched, marred or damaged. With the small average thickness of knurled finish nuts, it is difficult, or almost impossible, to positively "set" a knurled nut with any other wrench because "no other wrench holds like a KNURL-TITE."

KNURL-TITE (Pat. Pend.) is simple to use. When a knurled nut is slipped into the collet-type pressure jaws, a quick, quarter handle-turn locks it tightly. It is a light, compact, sturdy Tool Kit Tool with a shock-proof, high impact-resisting handle and non-rusting nickel plated body section. The hollow collet barrel accommodates the long shanks of toggle switches.

4 CONVENIENT SIZES:

KR-37	3/8" diameter nut	\$3.25
KR-50	1/2" diameter nut	\$3.25
KR-62	5/8" diameter nut	\$3.50
KR-75	3/4" diameter nut	\$3.50

Each KNURL-TITE has up to 1/6" adjustment to take nuts slightly larger or smaller.

SOLD ON A MONEY-BACK GUARANTEE

BUY FROM YOUR SUPPLIER.
IF HE CANNOT FURNISH, ORDER DIRECT

CHASE MANUFACTURING CO.

Also Manufacturers of Pioneer Chassis Punches & Flam-R-Press

5098 West Jefferson Blvd. — Los Angeles 6, California

the earlier stages. At this level the signal-to-hum ratio is over 30 db. With voice input and gain adjusted for full output on peaks the drain on the supply is considerably less and hum is not observable.

With sine-wave input, the plate current at full output is 240 ma. when the load is adjusted to the appropriate value for the plate voltage in use, as listed earlier. This maximum current is practically the same at all plate voltages listed, since the plate dissipation rating of the 6146 does not permit using a bias value that gives a very large value of no-signal plate current. The grid bias should be adjusted for a total plate current that represents a no-signal input of slightly under 50 watts at the particular plate voltage used.

The voltage gain from the microphone input to the modulator grids is such that full output can be secured with an input voltage of about 3 millivolts, r.m.s. This is of the order of one-tenth the voltage available from a crystal microphone with close talking.

Technician Rig

(Continued from page 30)

a microphone and apply power. With the gain control advanced, talk into the microphone and check to see that the lamp load brightens with modulation. The gain should be set so that normal speaking close to the microphone produces a just-perceptible flicker in the bulb.

The rig is now ready for connection to an antenna. Suitable types for both bands are described in the v.h.f. antenna chapter of recent *Handbooks*. Open-wire line or 300-ohm ribbon is suitable for the transmission line, and either can be connected directly to the antenna socket. The operating frequency should be checked again after the antenna is connected, as it may be shifted in the process. Antenna coupling should be the minimum necessary to transfer energy satisfactorily. A simple field-strength meter that is suitable for both 220 and 420 Mc. was described about a year ago in *QST*.³

It is suggested that modulated oscillator operation be confined to 221 to 224 and 421 to 432 megacycles, leaving the remaining frequencies for crystal-controlled rigs. Be careful to avoid the band edges.

About 8 watts input may be run on either band. When the coupling loop is adjusted for 8 watts on 420, however, the input will be about 5 watts on 220. This will provide about equal output on the two bands because of the different efficiencies. About 1½ watts output can be expected.

In working stations using broad-tuning receivers, set the audio gain to the point that gave an appreciable brightening of the load lamp. When the fellow you're trying to work has a selective communications receiver, your audio level will have to be much lower. A high level of modulation will swing your transmitter frequency too much for him to be able to understand you.

³ Tilton and Southworth, "A 220-Mc. Station for the Beginner," Part III, *QST*, December, 1953, page 43.

FOR "40"

2 Element, 40 Meter MOSLEY VEST POCKET BEAM

- ★ Pretuned to 3 frequencies in 7 Mc. band!
- ★ 5 Db., or more, forward gain over reference dipole!
- ★ 19 Db. front-to-back ratio!
- ★ 1.1/1 SWR at resonant frequency!
- ★ Factory made coils wound on ceramic forms with weather-proof covers will handle full KW!
- ★ Link inductance matches 52 ohm co-ax line!

Real 40 Meter DX and effortless solid QSO's are yours with the MOSLEY 40 Meter "V-P" Beam Antenna!

Developed from the tried and proven *Original Design* MOSLEY 20 Meter Vest Pocket Beam, the Model VPA40-2, for the first time, provides outstanding 40 Meter beam performance ... at low cost and with an array of convenient size and weight!

SPECIFICATIONS

- 14'10" Tubular Steel Boom with factory welded element support plates.
- 36'1 $\frac{3}{4}$ " Maximum Element Length. (61S-T6 alum. alloy.)
- 68 lbs. Assembled Weight.
- Element Sections and Element Supports pre-cut, pre-drilled for fast assembly.
- Sturdy 3" Ceramic Insulators and extra long Redwood Supports minimize element sag.

MODEL VPA40-2, MOSLEY 2 Element 40 Meter "V-P" Beam, less 52 ohm coax line, rotor and mast.

AMATEUR NET **\$74.95**

Other MOSLEY "V-P" Beam Antennas include: Model VPA20-2, 2 Element, 20 Meter, Amateur Net \$55.95; Model VPA20-3, 3 Element, 20 Meter, Amateur Net \$79.95.

ORDER FROM YOUR HAM SUPPLIER

Mosley
Electronics, Inc.

8622 ST. CHARLES ROCK ROAD
ST. LOUIS 14, MISSOURI

Teecraft

CASCADE CRYSTAL CONTROLLED CONVERTER

for 144 or 220 Mc.



Provides:

- **HIGH SENSITIVITY** — Sensitivity better than 1/10 microvolt. Gain approx. 30 db. Noise approx. 4 db.
- **COMPLETELY STABLE**. C.W. on 144 mc. NO mechanical modulation. Pure D.C. note. No drift.
- **RUGGEDLY BUILT** — Suitable for mobile application.
- **USE WITH ANY COMMUNICATIONS RECEIVER** — Availability with output at I.F. frequencies 6-10 mc., 8-12 mc., 10-14 mc., 12-16 mc., 14-18 mc. We recommend use at I.F. output 14-18 mc.
- **COMPLETELY SHIELDED** — In beautifully finished silver gray hammertone steel case.
- Available (SPECIAL ORDER) for other CD or industrial frequencies. Also available for Collins receiver.
- USES 6BZ7, 2 — 6CB6, 2 — 6J6 tubes. COMPLETE with plugs, tubes and crystal. \$42.50
- Kit Form. Complete. \$29.75


Ask your dealer or write us

THE EQUIPMENT CRAFTERS, INC.

523 Winne Ave.

River Edge P.O., N. J.

TRYLON



heavy-duty rotary beam system

Send today for illustrated free booklet.

Trylon Products
are made only by,

WIND TURBINE CO. WEST CHESTER, PA.

- High-gain on 2 bands — 12 to 50mc.
- Choice of 3 or 4 element, 1 or 2 band arrays
- Hi-Torque rotator supports 250 lbs.
- Selsyn-controlled indicator and remote control box
- Tilt-Mount for adjusting beam and rotator from side of tower
- Sturdy Trylon Steel Ladder Towers at required heights.
- 3-DAY FREE EXAMINATION OF ALL COMPONENTS

Interpolation Oscillator

(Continued from page 51)

can be calibrated when the modulating tone is changed to 600 cycles.

Although the receiver b.f.o. can be used for this purpose, a separate b.f.o., built for the purpose, will provide greater accuracy and convenience. Fig. 1 shows a suitable circuit. The tuning circuit is one that permits adjusting the frequency range accurately to cover the desired band.

C_3 is the calibrated bandspread condenser. C_1 is a zero-temp. fixed mica or trimmer condenser. C_2 is an air variable to aid in accurate adjustment of the tuning range. Slug-tuned coil L_1 limits the tuning range in the low-frequency direction. The values shown in the diagram are approximate.

As an example of adjustment, for 455 kc. set the slug of L_1 about half-way in. Set C_2 and C_3 at about half capacitance. Then adjust L_2 to tune the circuit to 455 kc. Then use L_1 to set the low-frequency limit, and C_2 to set the high-frequency limit of the tuning range of C_3 . By careful trimming of all four components, the range may be set at the desired point.

The unit should be sturdily built, of course, and be provided with a large-size vernier dial of good quality. The unit should be shielded to prevent harmonics from getting into the front end of the receiver, and a shielded injection lead should be used. Both the receiver and the b.f.o. should be well warmed up before using, of course. With care, it should be possible to make readings to an accuracy of 50 cycles at any frequency with this system.

Conversion Attachment

(Continued from page 53)

can be brought through and is most easily connected to Pin 4 of the second i.f. tube. Near the front goes the B+ 105-volt regulated lead. This is best picked up from the screen terminal, Pin 6 of the second i.f. tube. If in some sets this screen terminal is not connected directly to the VR tube, then, of course, the 6BE6 plate voltage should be taken directly from the anode of the VR tube.


Adjustments

Turn on the set and shunt the dropping resistor for the regulator tube until this tube lights. About 5000 to 10,000 ohms at 5 watts will probably be right. It is desirable at this point to check the approximate frequency of the oscillator section of the converter tube. Its signal can be picked up on a communications receiver and it should oscillate over a range in the vicinity of 10,245 kc. Put the cover on the outboard unit and allow the whole works to warm up for some thirty minutes before proceeding with the alignment.

A signal generator covering 455 kc. and 10.7 Mc. and an output meter are essential. The latter may be an a.c. voltmeter with a blocking

(Continued on page 126)

ELECTRICAL
ENGINEERS
or
PHYSICS
GRADUATES



with experience in
RADAR
or
ELECTRONICS
or those desiring to enter
these areas...

*The time was
never more
opportune than now
for becoming
associated with the
field of advanced
electronics.
Because of military
emphasis this is
the most rapidly
growing and
promising sphere
of endeavor
for the young
electrical engineer
or physicist.*

Since 1948 Hughes Research and Development Laboratories have been engaged in an expanding program for design, development and manufacture of highly complex radar fire control systems for fighter and interceptor aircraft. This requires Hughes technical advisors in the field to serve companies and military agencies employing the equipment.

As one of these field engineers you will become familiar with the entire systems involved, including the most advanced electronic computers. With this advantage you will be ideally situated to broaden your experience and learning more quickly for future application to advanced electronics activity.

Positions are available in the continental United States for married and single men under 35 years of age. Overseas assignments are open to single men only.

Hughes Field Engineer William H. Scott instructs Air Force personnel in connection with Hughes equipment.

*Scientific
and
Engineering
Staff*

HUGHES

RESEARCH
AND
DEVELOPMENT
LABORATORIES

*Culver City,
Los Angeles
County,
California*

Assurance is required that relocation of the applicant will not cause disruption of an urgent military project.

ROTARY BEAM KITS

3 ELE 20 METER 24' 2" SQ. BOOM, Tilting beam mount, 1½" ele., 1¼" telescoping ends.
@ \$100.75

Same as above with 1¼" ele. with 1" ends @ \$89.95

3 ELE 15 METER 18' 2" SQ. BOOM, Tilting beam mount, 1¼" ele.
@ \$74.95

3 ELE 15 METER 12' 1¼" ROUND BOOM, Fixed beam mount, ¾" ele.
@ \$30.95

3 ELE 10 METER 12' 1¼" ROUND BOOM, Fixed beam mount, ¾" ele.
@ \$28.50

All above kits furnished with either "T" or Gamma match. Write for complete listing.

3SH14 Perforated Aluminum Sheet

Cut to Your Dimensions

.032-¼" Holes—Spaced ¾" @ \$.85 sq. ft.
.051-½" Holes—Spaced ¾" @ \$1.20 sq. ft.

Most sizes of aluminum tubing, plain sheet, angle, channel, rod, screws, nuts and bolts.

RADCLIFF'S

1720 N. Countyline

Box 547, Fostoria, Ohio



CODE-RECEIVING SPEED

Be a Radio Ham or Commercial Operator. Pass FCC code test in few weeks. Fascinating hobby. Good pay, interesting work in Commercial field. Same system used by radiotelegraph specialists. FREE book explains how Amateurs and Operators learn code and develop amazing skill and speed. Candler System Co., Dept. 4-O, Box 928, Denver 1, Colo., U.S.A. and 52b, Abingdon Rd., Kensington High St., London W. 8, England



BUY AND USE

CHRISTMAS SEALS

FIGHT

TUBERCULOSIS

condenser of about 0.05 μ f. Connect it from the plate of the audio tube to ground. Or it may be a 20,000-ohms-per-volt or a vacuum tube voltmeter connected from the a.v.c. bus to ground. First align the 455-ke. section. The final alignment of these circuits should be made with the signal generator connected to the oscillator grid, Pin 1, of the 6BE6 converter tube. Keep the signal generator output as low as possible for the final touching up. After these circuits are aligned, under no circumstances whatsoever touch them again.

The signal generator can then be shifted to the signal grid, Pin 7 of the converter tube, and the frequency set at 10.7 Mc. Adjust the oscillator frequency with the slug-tuned coil to bring this signal through. Check that the converter oscillator is at 10,245 kc., on the low side of the signal, not 11,155 kc., on the high side. Now connect the generator to the first mixer grid, Pin 2 or 7 of the 12AT7 mixer. The 10.7-Mc. i.f. cans can now be aligned. The final trimming should again be done with the signal generator output as weak as can be used.

Remove the generator, replace the cover on the bottom of the set and, without an antenna connected, tune the receiver across its range to see if any birdies show up within the band. Should one appear, change the second oscillator frequency (with the slug-tuned coil) to a lower frequency, if the birdie is at the low end of the band, or higher if at the other end. Reconnect the signal generator to the signal grid, pin No. 7 of the 6BE6 converter, and, keeping the signal as weak as possible, retune the generator for maximum output. Then following the earlier procedure, realign the 10.7-Mc. i.f. transformers to whatever frequency the generator is now set. Continue this procedure, if necessary, until the birdie is outside the band.

Should i.f. oscillation occur, it will probably be in the 10.7-Mc. circuits. It can be tamed usually by judicious dressing of the plate, the B+ and the 455-ke. grid leads inside the receiver. These can be shielded from each other with the disk ceramic condensers scattered around the tube sides. If this is not sufficient, a 33-ohm composition resistor can be placed between cathode and ground of the first i.f. tube. Leave this resistor unby-passed.

The details given here are for the Sonar SR-9. For other sets, the procedure will vary but the following basic points will hold. Use only one stage of low frequency i.f. The front end stability will probably not permit greater sharpness. For mobile use, a second conversion to 1500 ke. might allow easier tuning and will help if the first local oscillator is not too stable under road shock. Use 105 volts, regulated, on both plate and screen of the converter tube, not only to gain stability but to save a screen-dropping resistor and its associated by-pass. Use a high-C oscillator; from 150 to 200 μ f. is about right for the tank condenser, which should be a silver-mica or other high-stability type. Do not apply a.v.c.


(Continued on page 128)

FOR THAT PERFECT CHRISTMAS GIFT... CHECK WITH ARROW'S HAM DEPT.!



B & W 5100 Transmitter

A complete self-contained amateur transmitter designed for maximum efficiency and operating ease. Only 3 tune-up controls: VFO set, final amplifier tuning, and pi network loading—no tuning of exciter stages at any time. Single band-switch selects correct multiplier output frequency and pi-network inductance for desired band. Tubes: 1-6BJ6 VFO; 2-6BJ6 Crystal Osc-Buffer-Keyer; 4-6AQ5 Freq. Multipliers; 2-6146 RF Amp.; 1-6U8 Speech Amp.; 1-6AQ5 Driver; 2-6146 Modulators; 1-5V4GLV Rect; 2-5R4GY HV Rect.; 1-VR150 and 1-VR105 regulators. Input 135 watts phone, 150 watts CW. Self-contained VFO. Covers 80-40-20-15-11-10 meter bands. Rapid band switching. Built-in low pass filter. TVI suppressed. Pinetwork output. Unitized construction. Net price.....\$442.50



Hammarlund HQ140X

Tunes .54-31 mc in 6 bands. Calibrated bandspread. 10 tubes plus voltage regulator. S meter, xtal filter-antenna compensation. AVC. New series type noise limiter. 2-tone grey Cabinet \$264.50 Matching Speaker.....\$14.50




Gonset Communicator II

Complete 2-meter station for fixed or portable operation—in a single portable case. Transmitter: AM phone; 5-7 watts output; crystal or carbon mike; uses 8 mc crystals. Receiver: tunes 144-148.3 mc; cascode RF stage; 3 IF stages; noise limiter; adjustable squelch; headphone jack; FM speaker. Measures 10 1/4 x 9 1/4 x 7". Complete with tubes & 19" whip antenna (less mike & crystal). Built-in power supply for 115 V., 50-60 cycle AC or 6 volts DC. Net.....\$229.50

Gonset Communicator I

Same as above, but less squelch, phone jack and light switch. Net.....\$209.50




Johnson Viking II

135 watts input on phone, 180 watts on CW. TVI suppressed. Band switching 160 thru 10 meters. 100% AM modulation. Complete Kit\$279.50


Viking II complete with tubes, wired and air tested\$337.00

Viking VFO Kit, companion to Viking II.....\$42.75
VFO Kit, wired and tested\$63.75



Millen 90651 Grid Dip Meter

The No. 90651 Millen Grid Dip Meter is compact and completely self-contained. Has seven calibrated uniform length scales from 1.5 mc to 300 mc plus an arbitrary scale for use with the 4 additional inductors available to extend the range to 220 kc.....\$61.50



Johnson Viking Adventurer

50 watt novice xmitter. TVI suppressed. Completely shielded. 80 to 10 meters. Pi network output. 50 to 600 ohms. Meter on front panel. VFO and modulator connections in rear. 6AG7, 807, 5U4G. Complete Kit with tubes. 240-181-1.....\$54.95

Now



Semi-Automatic Key

Most popular of the standard Bugs over the past year. Net....\$8.95

SPECIAL!



F1 Carbon Chest Mike

With switch. FB for mobile use. Complete with straps

Special\$1.98

TRADE-INS

Trade-ins welcomed. Check with Arrow for the best trade-in offers. Fast prompt service guaranteed.

ALL PRICES F.O.B. N.Y.C.


ARROW ELECTRONICS, INC.

65 CORTLANDT ST., NEW YORK 7, N. Y., DIGBY 9-4714

ARROW HEMPSTEAD - 215 FRONT STREET
IVanhoa 1-1826

MEASURE VSWR and RF POWER

0.5 - 225 MCS 0-1 KW



The MicroMatch 260 series was designed for sensitivity, compactness and accuracy. When measuring either incident or reflected power there is no need to remove the coupler or reverse its connections.

Model 261 Coupler with 83-1R Connectors. (Complete instructions for building the Model 262 Indicator are included) \$22.50

Model 262 Indicator (only) \$14.50



M. C. JONES ELECTRONICS CO., INC.
BRISTOL, CONNECTICUT

He won't turn up his coat collar to hide it.
He won't have to exchange it for one with longer sleeves.
He won't read it once and shove it out of sight.
It won't shrink.
And he'll like it whether he smokes or not.

See Page 158

TENNAKITS

FOR THE HAM WHO
BUILDS HIS OWN BEAM



Complete with all bolts, nuts, castings, insulators, mast-clamp, etc. No cutting—just telescope to length, drill and fasten.

Also Better Built Plytubular Beams for amateur—TV and other service.

See Your Distributor or Write

TENNALAB • Quincy, Illinois

to the converter tube grid as this will tend to shift the local-oscillator frequency. Use a reasonably low-gain converter such as the 6BE6. Don't hesitate to cut the i.f. gain for stability. The extra gain of the converter stage will compensate. It is not necessary to use the grid resistor and blocking condenser between the 455-ke. transformer and its i.f. tube. The a.v.c. can be brought to the ground lead of this transformer through a decoupling network consisting of a 1/2-megohm resistor and a 0.01- μ f. condenser.

On two receivers so modified, the over-all gain was increased about 10 db, while the background noise of man-made QRM was greatly reduced. This improvement meant the difference between communications or not over the difficult circuits on which these units were used.

Grounded-Grid Amplifiers

(Continued from page 38)

plate lead. The lead from the grid to the grounding capacitor was as short as possible, and was made out of 1/4-inch copper strap. No fussing was necessary and the amplifier was completely stable. It is suggested that the 304-TL be submounted so that the internal grid shield is about on the same level as the chassis, and that the clearance hole be made not larger than necessary to clear the tube envelope at that point. Due to the protruding grid terminal, the tube must be wiggled a little to get it through the hole, but once the grid terminal is through, there should be ample play so that the tube may be inserted in the socket without difficulty.

Linear Operation

A question of major interest whenever linear amplifiers are used is just how linear are they? It can be easily shown that when small-signal operation is considered, there are good reasons for expecting the grounded-grid amplifier to be more linear than a comparable grounded-cathode amplifier. It would seem reasonable, then, to expect some perhaps smaller improvement when large-signal operation is considered.

To try to get some numerical data on this point, a series of runs was made using a 4-250A as a zero-bias amplifier, both grounded-grid and grounded-cathode. Comparable operating conditions were used in both cases.

The usual trapezoidal oscilloscope pattern is not sensitive enough to indicate differences in linearity of the small magnitude under consideration, so a technique was used based on the fact that if a modulated signal is applied to a slightly nonlinear amplifier, the nonlinearities will cause spurious modulation products to appear in the amplifier output. The magnitudes of these spurious products compared with desired products give an indication of the amount of nonlinearity in the amplifier.

The actual procedure is as follows: The driver is amplitude-modulated with a steady audio tone.

(Continued on page 130)



Leo. E. Meyerson
W0GFGQ

**THE FINEST
IN BEAMS**

New line of sturdy "Plumber's Delight" beams. 1/4" hot dipped galvanized steel boom; three aluminum elements; 1/8" center pieces, 1" end inserts; wood dowelled at all stress points. 20M beam has double boom for extra sturdiness. Choice of T or Gamma Match. Specify when ordering.

10M\$18.95
15M\$27.95
20M\$49.95

**MODEL 400C
GLOBE KING**

The advance-design, 400C Globe King features 400 watts input on fone, 435 on CW. Thoroughly TVI protected. Coils available from 10-160M. Any one set with purchase. Complete for \$515! Or pay only 10% down and just \$28.13 per month.

**RECONDITIONED
EQUIPMENT**

Here's an example of our stock of over 600 items, protected by 90 day, factory guarantee!

S-38 Type Recvrs. \$ 32.50
32V-3 575.00
400B Globe King.. 375.00
Globe Trotter 59.50
HT-9 Xmtr 149.00
H-W TBS-50-D .. 89.00
TBS-50-SR. 69.00
Meissner EX-VFO 39.50
S-40A Recvr. 69.50

**YOU PAY
ONLY 10% DOWN
AT**

for the
Finest Pair . . .
Anywhere!



65 WATT GLOBE SCOUT

Completely Bandswitching

This excellent Xmtr. offers 65 watts input on CW, 50 watts on fone. Is completely bandswitching 10 thru 160M. Combination Pi Network antenna tuner. 100% modulation of Final. Housed in 8" x 16" x 8" grey cabinet.

Wired Form **ONLY \$7.95**
Just \$10.00 Down per mo.




KIT \$89.95 CASH
WIRED \$99.95 CASH

500 WATT GLOBE KING

Completely Bandswitching

Features 500 watts input on both CW and fone 100% modulated. Fully bandswitching 10 thru 160M bands. RF Speech Modulator and Dual Power Supply Sections, specially screened for TVI. Pi Network output matches any antenna from 52-600 ohms. Provisions for VFO and Single Sideband input and operation. Push-to-talk feature. Special steel mesh screening of RF Section. Housed in 31" x 21 1/4" x 15" grey hammertone cabinet.

ONLY \$36.78
Just \$67.50 Down per mo.



WIRED \$675.00 CASH

**S
S
B
Equipment**

We have in stock the 20A and 10B Multiphase Exciters, ideal for Single Sideband operation in conjunction with the new 500 watt Globe King picture d above. Write for detailed information today. 20A complete: \$249.50. Model 10B complete: \$179.50. Remember, just 10% down and you can be operating these in your own shack.

**FREE
1955
CATALOG!**

Send For
Your Copy
... Today!



Please send me your **FREE Catalog**. I would also like full information on the items checked below! Quote your top-trade-in offer

Q-12

ALL PRICES SUBJECT TO CHANGE WITHOUT NOTICE.

for my _____
(Name and Make of Equipment)

on your _____
(New Equipment Desired)


- Globe Scout 500 Watt Globe King
 400C Globe King WRL Beams
 Reconditioned Eqpt. List SSB Eqpt.

Name _____

Address _____

City and State _____


WORLD'S MOST PERSONALIZED RADIO SUPPLY HOUSE



3415 W. BROADWAY, CO. BLUFFS, IA., Phone 2-0277



**BUILD YOUR OWN
FREQ. STANDARD**
around our
**Precision
Xtal**



**50 KC. MARKERS
FROM A 100 KC. CRYSTAL**
Pages 40, 41 of *QST* for July, '54 give
circuit details. **CRYSTAL EL-100**—indi-
vidually tailored to this
circuit for—**ONLY..... \$5.95**

E. B. LEWIS CO.


11 BRAGG STREET
EAST HARTFORD 8, CONNECTICUT

URGENTLY NEEDED

BC-221 Frequency Meters. Can use any quantity and any nomenclature provided only that the set is complete with original calibration book.

Phone Ayer 300 **Weston Laboratories, Inc.**
LITTLETON, MASS.

**TWO METER
TRANSMITTERS • CONVERTERS**



LW-50—Fixed or Mobile

- 15 Watt Transmitter
 - Crystal controlled
 - Speech for Crystal or Carbon
 - Push-pull Modulators with Clipping
- Pre-assembled Kit LW-50K \$34.50
Wired and tested LW-50 \$54.50
Crystals \$2.00
6 Tubes \$10.50

NEW


- Crystal Controlled Converter
- 17-11, 14-18 Mc or BC output
- BC TF for Mobile or Nets
- Only 5 ma total B + drain

LW-61
\$18.50
Postpaid

Completely wired and tested with tubes, crystal and coax plugs.

WRITE FOR LITERATURE

LW **ELECTRONIC
LABORATORY**
Route 2 JACKSON, MICH.



Its output will then consist of a carrier and two sidebands, the sidebands being spaced on each side of the carrier by an amount equal to the audio modulating frequency. This signal, when passed through the slightly nonlinear amplifier, will be distorted, and the distortion will appear as extra sidebands on the output signal spaced at multiples of the modulating frequency from the carrier. The ratio of the amplitude of the first undesired sideband to that of the desired sideband (nearest the carrier) is a convenient measure of the distortion.

To get accurate data, the receiver used to detect and measure the sidebands must have enough selectivity to separate them properly, and it must have an accurate S-meter. The selectivity problem is made easier if a relatively high audio modulating frequency is used, as this increases the separation between sidebands. The S-meter situation is not so good, as few, if any, receivers give really reliable signal strength indications. If a signal generator having a calibrated attenuator is available, the S-meter may be calibrated against it.

Using this technique, the general conclusion reached was that the grounded-grid arrangement consistently gives slightly better performance than the grounded-cathode circuit. Improvements of the order of 3 to 6 db. were noted (6 db. corresponds to a reduction of the amplitude of the distortion by a factor of 2).

Plate Modulation

One check run was made driving the grounded-grid amplifier with a steady signal and plate modulating it in the usual fashion. The question is whether the unmodulated signal from the driver which feeds through to the output will substantially reduce the percentage of modulation. This unmodulated signal, the same one discussed earlier in connection with Fig. 1B, appears in the output regardless of the amplifier plate voltage. As plate modulation simply consists of varying the amplifier plate voltage, the output of a plate-modulated grounded-grid amplifier will consist of the regular modulated signal plus an unmodulated signal from the driver.

It is to be expected that the tubes which require the least r.f. driving voltage would be the most free of this effect. The 4-250A was set up as a zero-bias amplifier, with about 500 watts d.c. plate input, and plate modulated. It was found that the unmodulated part of the signal only amounted to about ten per cent of the total output power, which was consistent with the estimated driver output of about 50 watts. The resultant small decrease in modulation would not be noticeable in most cases.

**SWITCH
TO SAFETY!**




YOU'RE THERE!

-with

TELREX

PRE-TUNED

"BEAMED POWER" ROTARIES



Are you weary of endless antenna pruning and adjustment and a variety of doubtful results? End your antenna problems once and for all by installing a Telrex "Beamed Power - Perfect Match", "Balanced Pattern" Rotary.

Telrex "Communications Quality" rotaries are built to the highest standards, precision pre-tuned and matched for balanced pattern and optimum performance at your site, whether in Brooklyn or Timbuctoo. Order your Telrex "Beamed Power" Rotary now!

TELREX "MINI-BEAM" - For true rotary beam performance in limited space, the compacted, pre-tuned and matched 2 element 20 meter Telrex "Mini-Beam" is the answer. Total boom length 7 feet; maximum element spread 20 feet. Complete rotation in less than 11' turning radius. "Mini-Beam" has a gain of 4.6 db, F/B ratio of 15 db, 1.1/1 S/W/R to 50 ohm coax. Total weight 11 lbs. for rotation by any good TV Rotator. Designed for easy assembly, trouble free, dependable operation.

The most Technically Perfected, Finest Communications Arrays in the world!

- "Beamed Power", "Perfect Match", "Balanced Pattern" Rotaries for 2, 6, 10, 15, 20, 40 meters or combinations - Write for Bulletin H-130.

- All Telrex "Beamed Power" Pre-Tuned arrays are completely integrated, electrically and mechanically!

- Special Rotaries designed and built for commercial installations.

telrex INC.
"CONICAL-V-BEAMS"
ASBURY PARK 21, N. J.
Telephone: PRospect 5-7252



BETTER
BY DESIGN



ENGINEERS

Have you developed a
"Success Perspective?"

If a year or two of practical experience has given you the youthful maturity that demands more than just a job, you may be interested in our "career opportunities" in color TV, crystal products and electronic tubes.

Submit resume or address request for personal interview to D. Bellat, Personnel Director.

TUNG-SOL ELECTRIC INC.

200 Bloomfield Avenue
Bloomfield, N. J.

GET YOUR COMMERCIAL TICKET EASIER WITH ...

RADIO OPERATOR'S LICENSE Q AND A MANUAL (4th Edition) by Milton Kaufman Covers Elements 1 through 8. Complete discussion of answers to every technical question in the F.C.C. Study Guide! Used by over 50 leading schools. Only \$6.60 at jobbers, bookstores or direct from—



JOHN F. RIDER Publisher, Inc.
480 Canal Street, New York 13, N. Y.


LEARN CODE!

SPEED UP Your RECEIVING with G-C

Automatic Sender

Type S

\$28.00 Postpaid in U. S. A.



Housed in Aluminum Case Black Instrument Finished. Small—Compact—Quiet induction type motor. 110 Volts—60 Cycle A.C.

Adjustable speed control, maintains constant speed at any Setting. Complete with ten rolls of double perforated tape. A wide variety of other practice tapes available at 50c per roll.

GARDINER & COMPANY

STRATFORD

NEW JERSEY

Recent Equipment

(Continued from page 41)

For s.s.b. operation, the 500-W can be run in Class AB₁ or AB₂, depending upon the amount of drive that is available. The maximum rating is 250 watts of peak envelope power output, under which conditions the grid current (four tubes) will swing up to about 12 ma. and the cathode current of a single tube will swing to about 130 ma. About 10 watts of peak envelope power is required to drive under these conditions.

Used as a linear for a.m., the manufacturers suggest using speech clipping in the modulator of the low-level modulated stage at about 90 per cent modulation and adjusting the linear for slightly less than 100% modulation capability. This is a worth-while suggestion that boosts the capability of the amplifier so that it can be run with a carrier output of around 90 watts.

We didn't have an opportunity to see the instruction book, but we understand that it goes into detail on the use of the excitation control and the rectified r.f. output indicator in tuning up a linear, which should be a big help to those who are coming face to face with linear-amplifier operation for the first time.

— B. G.

40-Watt Rig

(Continued from page 14)

others, and by adjusting C₂ it is possible to get more output. When using a 7.1-Mc. crystal and tripling in the oscillator, one can expect to get a 2- to 3-ma. reading in the grid position.

Shown at Fig. 2 is an antenna system for two-band operation, 7- and 21-Mc. The 67-foot length is actually a compromise between the 21-Mc. long-wire dimension of 68 feet 5 inches, and a half-wavelength of 65 feet 2 inches for 7 Mc. However, the 67-foot compromise shows a low standing-wave figure and worked out well in actual operation. On-the-air tests produced some excellent contacts and reports. When the 21-Mc. band is "open," one can easily "work the world" with the power available from this rig.

CLUB COUNCILS AND FEDERATIONS

British Columbia Amateur Radio Association, Ernie Savage, VE7FB, Secy., 4553 West 12th Ave., Vancouver 8, B.C., Canada

Chicago Area Radio Club Council, Alan Fleming, W9WFK, Secy., 3210 W. Arthington St., Chicago 24, Ill.

Cleveland Area Council of Amateur Radio Clubs, Inc., Andrew M. Gent, W8GCP, Secy.-agent, 1469 Elbur Ave., Lakewood 7, Ohio

Federation of Long Island Radio Clubs, Inc., Viola G. Grossman, W2JZX, Secy., 18 Phipps Ave., East Rockaway, N. Y.

Indiana Radio Club Council, Inc., J. Benjamin Moore, W9DUD, Secy., 239 So. Jefferson St., Martinsville, Ind.

Los Angeles Area Council of Amateur Radio Clubs, Inc., Vada M. Letcher, W6CEE, Secy., 1214 A Franklin St., Santa Monica, Calif.


Western Pennsylvania Amateur Radio Club Council, Richard M. Heck, W3NCD, Secy., Rt. 1, Sharpsville, Penna.

MERRY CHRISTMAS

from the gang


W7UYK W7EKW W7NZM W7OVW
 W7DDQ W7RGD W7EHQ WN7VUM
 W7MFG (and ROCKY)

TWO CHRISTMAS GIFT SUGGESTIONS



MORROW 5BRF
Mobile Converter

MORROW FTR
Mobile Receiver



VIKING ADVENTURER

Install the 5BRF-FTR Combo in your car now. Enjoy "BIG SET" performance on 75, 40, 20, 15 and 10 meters • Built-in S Meter • Adjustable Squelch • SSB Stability

ALL THIS FOR ...

Only
\$196.35
 Amateur Net

Covers 80, 40, 20, 15, 10 and 11 meters.

- 50 watts Input
- Crystal Controlled
- TVI Suppressed

Only \$54.95
 Including Tubes—Amateur Net

G & G Radio Supply Company

Wholesale Distributors


2502-6 JEFFERSON AVENUE
 TACOMA, WASHINGTON
 Phone ••• B Roadway 3181

MOBILE ANTENNA RELAYS

- R-846**—Allied 75 Watt Coax Relay 6 VDC Receptacle Takes Std. Coax Fittings..... **\$6.95**
- R-1896**—Advance 2000 Ceramic 6 VDC —DPDT..... **3.75**
- R-1367**—General Electric Ceramic 10 VDC —DPDT..... **2.50**
- R-277**—General Electric Ceramic 12 VDC —DPDT..... **2.50**
- R-300**—Guardian Micalox 12 VDC DPDT and SPST (NO)..... **2.80**
- R-1148**—Clare Midget Telephone Type 6 VDC SPDT. Micalox Insulation for Antenna Keying and Pair of Normally Open Contacts to B+ Key and Pair of Normally Closed Contacts for Receiver Disabling... **2.75**
- R-1148M-12**—Same as Above Except for 12 VDC Operation..... **2.75**
- 6VDC**—Dynamotor Contactors—12 VDC.. **1.90**

Relay Sales carries one of the world's largest stocks of relays of all types. Each relay is new, individually inspected and unconditionally guaranteed. 24-Hour Delivery.

Write for Catalog H-4
phone **SEeley 8-4146**
4723 W. MADISON ST.
CHICAGO 44, ILLINOIS



New "TENACLIP" (Pat. Pend.) attaches to car... stops antenna whipping

Clear plastic clip quickly fastens to rain molding... holds right or left antenna. Prevents damage to antenna from low hanging limbs or driving into garage. See your dealer or order direct. No C.O.D.'s please.

\$1.98

PLASTICLES, 4207 GRAND RIVER, DETROIT 8, MICH. postpaid

STAY ON THE AIR!

BEAT TVI with the amazing, NEW AMECO LOW PASS FILTER

The AMECO low pass filter suppresses the radiation of all spurious signals above 40 Mc. from the transmitter. The filter uses a Constant K Circuit, and is designed for coaxial cable (52 to 72 ohms).



OTHER FEATURES INCLUDE:

- Negligible Insertion Loss
- 35 Db and more attenuation of harmonic and spurious frequencies above 50 Mc
- Will handle up to 200 watts of RF power
- Each unit **LOW, LOW** price of complete with bracket, and instructions **\$1.95** Amateur net

Available at leading Ham equipment distributors, or write:

AMERICAN ELECTRONICS CO.

1203 Bryant Ave. (Dept. Q 12) New York 59, N. Y.

Field Day Results

(Continued from page 50)

W1WQM/1	Port City Amateur Radio Club	475-	H-15-	3000
W9LL/9	Lake County Amateur Radio Club	412-	AB-12-	2997
W9SWQ/9	Fox Lakes Amateur Radio Club	348-	AB-25-	2955
W9UJ/9	(nonclub group)	301-	A- 9-	2934
W6VB/6	Santa Monica Mike and Key Club	320-	A- -	2880
W6YAS/6	Frank Wiggins Amateur Radio Club	319-	A-14-	2871
W1AWA/1	Quannapowitt Radio Assn.	313-	A-11-	2817
W1WFB/1	Millford Amateur Radio Club	309-	AB-14-	2730
VE3BXT/3	Scarboro Amateur Radio Club	276-	A-14-	2709
W5DSZ/5	Caravan Club of Louisiana	397-	AB- -	2691
W0LNO/0	Air Capitol Amateur Radio Assn.	366-	AB-25-	2582
WITKA/2	Stamford Amateur Radio Club	388-	AB-16-	2505
VEIND/1	Fredericton Amateur Radio Club	253-	A- 7-	2502
W9QAY/9	Kankakee County Amateur Radio Club	415-	B- 7-	2496
W5SRW/5	Valley Radio Club	408-	B-22-	2448
W5JIC/5	Port Smith Radio Club	393-	B-18-	2358
W3VPR/3	Anne Arundel Radio Club	367-	B-15-	2352
W9DTP/9	DuPage Radio Club	253-	A-23-	2277
W3QYK/3	Port City Radio Club	378-	B-30-	2268
W7LA/7	Twin City Radio Club	348-	AB- 8-	2199
W6BRY/6	Paso Robles Radio Club	243-	A-10-	2187
K2IBK/2	Avenel Radio Club	217-	A-11-	2178
K6BLM/6	Glendale Civil Defense Radio Council	306-	AC- 8-	2175
W2QQ/2	Arlens Civil Defense Group	302-	AB-16-	2064
W3PGA/3	Aero Amateur Radio Club	346-	B-11-	2058
W5TSV/5	Pampa Amateur Radio Club	340-	B- -	2040
W8CCO/8	Northeast Amateur Club	359-	BC-19-	2013
W4GCW/4	Pickens County Amateur Radio Club	305-	B- 6-	1980
W5BXX/5	Longview Amateur Radio Club	288-	B-11-	1878
W1UNX/1	Caledonia Amateur Radio Club	306-	B-10-	1848
W1AMB/1	Sutult Amateur Radio Club	209-	AB-24-	1836
W8DC/8	Grand Rapids Amateur Radio Assn.	285-	AB- -	1818
VE6NQ/6	Canary Amateur Radio Assn.	242-	AB- 7-	1569
W9IAW/9	Twin City Radio Club	204-	AB-12-	1515
K6FBM/6	Yuba-Sutter Radio Club	140-	A-12-	1494
W3UP/3	Annapolis Radio Club	134-	A-10-	1431
VO1X/2	Newfoundland Radio Club	145-	AB- 8-	1128
VE7ND/7	Totem Amateur Radio Club	154-ABC-	9-	1088
W1DGV/1	Great Bay Radio Assn.	133-ABC-	7-	1011
W1PCC/1	Lowell Radio Operators Club	327-	AB-16-	875
W4HQF/4	Gaston County Amateur Radio Club	325-	AB- 9-	751
W5YJU/5	Pioneer Radio Amateurs	117-	AB-13-	711
W1BIM/1	Central Massachusetts Amateur Radio Assn.	101-	B-15-	606
W3FF/3	Penn Central Radio Club	282-ABC-11-	479	
K2EY/2	(nonclub group)	55-ABC-55-	369	
VE3AJ/3	Lakehead Amateur Radio Club	86-	BC- 5-	306

Five Transmitters Operated Simultaneously

W6CG/6	Royal Order of Suda.	1092-	A-20-	10,071
W2BVL/2	Nassau Radio Club	729-	A-30-	6786
W2KOJ/2	Watchung Valley Radio Club	728-	A-25-	6759
W3SOB/3	York Road Radio Club	746-	A-27-	6714
W1AA/2	Lake Success Radio Club	710-	A-19-	6669
W6MGJ/6	Helix Amateur Radio Club	712-	A-14-	6633
W7DK/7	Radio Club of Tacoma	604-	A-23-	5679
W3NA/3	DX Club	748-	AB-18-	5331
W9BA/9	St. Clair Amateur Radio Club	695-	AB-15-	4428
W8ACW/8	Genesee County Radio Club	660-	AB-27-	4266
W6NCL/6	Skyriders	473-	A-15-	4257
W6KA/6	Pasadena C. D. Net	617-	AB-10-	4221
VE3BER/3	Clinton Amateur Radio Club	443-	A-12-	4212
W2DPQ/2	Huntington Radio Club	584-	AB-25-	4164
W6FMI/6	United Radio Amateur's Club	466-	AB- 9-	4056
W2GM/2	Albany Amateur Radio Assn.	466-	AB-25-	3987
W6LUC/6	Santa Barbara Amateur Radio Club	449-	AB-16-	3789
W5CF/5	Kiloeley Club	547-	B-22-	3432

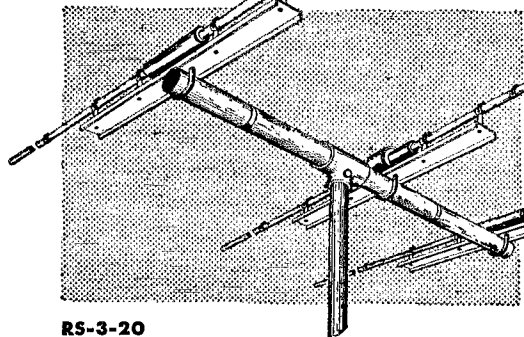
(Continued on page 136)

NOW... First Complete Line Of Shortened Antennas



NOW FOR THE FIRST TIME the amateur can select from a full line of professionally engineered short antennas. You can pick a 3 element or 2 element rotary beam, or short dublet to fit your most EXACTING requirements. All PRE-TUNED and PRE-ASSEMBLED at the factory.

The New -- 20 METER



RS-3-20

Amateur Net **\$59.95**

SHORTBEAM
PRE-TUNED!

... 3 ELEMENT ROTARY BEAM

Complete—Pre-Assembled!

Pre-assembled at the factory. All complete—Coils, elements, cross arm, stand-offs and "U" bolts are assembled as one unit. Attach the three elements to boom and you are ready! You get "top-man-on-the-frequency" results even in a limited area installation.

Forward Gain 4.8 DB
over full size Dipole

- Element lengths, 16 feet (approximate).
- Boom—16 feet.
- Approx. weight 20 lbs.
- Turns with a T.V. Rotator.
- Front to back ratio better than 20 DB.
- Designed for 52 ohm coax.
- Director spacing .1 wave-length.
- Reflector spacing .15 wave-length.
- Pretuned for 20 meter phone band.
- 61 ST aluminum used for elements, boom, cross arms and mast.
- One-man installation.

RS-2-15
New 15 Meter 2 ELEMENT SHORTBEAM
Amateur Net **\$44.95**

RS-2-20
New 20 Meter 2 ELEMENT SHORTBEAM
Amateur Net **\$49.95**

RS-2-40
New 40 meter 2 ELEMENT SHORTBEAM.
Amateur net **\$74.95**

RS-3-15
New 15 meter 3 ELEMENT SHORTBEAM.
Amateur net **\$54.95**


RSD-80
New 80 meter SHORT DUBLET.
Amateur net **\$14.95**

RSD-40
New 40 meter SHORT DUBLET.
Amateur net **\$14.95**

RADIO SPECIALTIES INC.
354 SEVENTH AVENUE, BROOKLYN 15, N. Y.

AVAILABLE AT
YOUR DISTRIBUTOR

TERRITORIES OPEN



Crystal HEADQUARTERS FOR 20 YEARS

Types, shapes, sizes, and mountings proved in the most exacting military, aviation, and industrial communications systems.

NEW 20-PAGE CATALOG
ON REQUEST

STANDARD PIEZO COMPANY
Carlisle, Pa.
Pioneers of Modern
Crystal Development

NEW Wonder Wire Worker

WIRE STRIPPER • WIRE CUTTER
WIRE CRIMPER • SOLDERING TWEezer

\$150 POSTPAID

SAVES — time and money
COMPACT — handles easily, fits any small area
STRIPS — #16-22 wire CUTS — up to # 22
HARDENED TOOL STEEL — polished nickel plate
VERSATILE • EFFICIENT • INEXPENSIVE

LINDLY & COMPANY, INC.
248 HERRICKS RD., MINEOLA, N. Y.

NOW! you can Fold Your Own

CHASSIS - BRACKETS
CHANNELS - BOXES

with the A.B. Parker
sheet metal folding machine

Save dollars! Fold your own chassis, brackets, and boxes with this famous English-made sheet metal brake. Forms any metal up to 18 gauge mild steel by 24 inches wide with a simple pull of the handle. Portable vise model — perfect for hams, service shops, schools, and laboratories. Price: only \$12.95 plus small duty charge. Write today for catalog sheet and order form!

TELVAC Dept. 12 Box 6001 Arlington 6, Va.
136

WIMHL/1	Waltham Amateur Radio Assn.	345-	A-18-	3330
W7MXH/7	Cascade Radio Club	198-	B-14-	3138
W7DA/7	North Seattle Amateur Radio Club	440-	AB-18-	3084
W6LUF/6	Mount Diablo Amateur Radio Club	422-	AB-25-	2946
K6CFT/6	Burbank Civil Defense Radio Council	426-	AB-12-	2928
W4UNV/4	Dade Radio Club	382-	AB-22-	2718
W8EGG/8	Huron Valley Amateur Radio Assn.	436-	AB-29-	2649
VE2ADX/2	South Shore Amateur Radio Club	256-	A-20-	2529
W2NFU/2	Northern Nassau Amateur Radio Club	280-	A-	2520
W4HBB/4	Amateur Radio Club of Savannah	350-	R-20-	2250
W7YN/7	Nevada Amateur Radio Assn.	348-	B-10-	2238
W8BLY/8	Dial Radio Club	314-	B-15-	2034
W7WJ/7	Oregonian Amateur Radio Society	184-	A-16-	1881
W7KYC/7	Portland Amateur Radio Club	234-	B-10-	1554
W3CAB/3	Washington Radio Club	183-	AB-10-	1155
W8SG/8	Denison University Amateur Radio Club	166-	B-12-	1162
W2RNW/2	Trylon Radio Club	241-	AB-13-	543
WITAN/1	Rutland C.W. and Phone Radio Club	62-	AB-9-	140

Six Transmitters Operated Simultaneously

K6BAG/6	Pacifico Radio Club	1270-	AB-17-	11.065
W2VDJ/2	Lakeland Amateur Radio Assn.	1188-	A-21-	10.917
W9PCS/9	York Radio Club	1151-	A-25-	10.584
K6EM/6	Crescent Valley Radio Club	1013-	A-30-	9369
W2FUS/2	Morris Radio Club	843-	A-26-	7812
VE3ZM/3	Quehri Amateur Radio Club	739-	A-30-	6876
VE3JJ/3	West Side Radio Club of Toronto	760-	AB-25-	6738
K8AIR/8	(nonclub group)	767-	AB-25-	5397
W6ML/6	Coronado Radio Club	638-	AB-22-	5319
W2GMM/1	Westchester Amateur Radio Assn.	701-	AB-20-	5184
W9PZT/9	Illinois Valley Radio Assn.	554-	A-20-	4986
W1GLA/1	Framingham Radio Club	449-	A-15-	4266
W8FO/8	Poleo Radio Club	435-	A-25-	4140
W8SW/8	Chicago Suburban Radio Assn.	412-	A-20-	3933
K6ER/6	Sacramento Amateur Radio Club	419-	A-42-	3771
W8RNF/8	Lake Geauga Amateur Radio Club	616-	B-	3696
W1ECO/1	Submarine Signal Amateur Radio Club	446-	AB-30-	3603
W4VTA/4	Confederate Signal Corps	476-	AB-10-	3252
VE3HX/3	Brantford Amateur Radio Club	346-	A-19-	3114
W9TRT/9	Browning School Amateur Radio Club	456-	AB-7-	3099
W2IN/2	Fordham Radio Club	357-	AB-34-	3018
W9LDT/9	North Central Indiana Amateur Radio Club	468-	AB-12-	2961
W6BXN/6	Turkey Amateur Radio Club	461-	AB-16-	2901
W6ERH/6	Johnson County Radio Amateurs Club	331-	AB-42-	2682
K2CXP/2	TBM Radio Club	414-	B-18-	2484
W7FXL/7	Valley Radio Club	412-	B-8-	2472
W4P/4	Blue Grass Radio Club	381-	AB-20-	2436
W8SWZ/8	Western Electric Amateur Radio Club	349-	AB-16-	2250
W2AVZ/2	Hamilton Township Radio Assn.	336-	B-19-	2166
W6LMN/6	Sad Mateo County Amateur Radio Club	242-	AB-16-	1707
W8WIT/8	Toledo Mobile Radio Assn.	249-	ABC-11-	1146

Seven Transmitters Operated Simultaneously

W4FU/8	Ohio Valley Amateur Radio Assn.	1570-	A-20-	14.355
W6LS/6	Lockheed Amateur Radio Club	932-	AB-60-	6789
W1WKN/1	Old Colony Amateur Radio Assn.	557-	A-17-	5256
W1AAT/1	Yankee Radio Club	576-	AB-23-	4794
W4PCC/4	Blue Ridge Amateur Radio Society	525-	B-23-	3300
VE3RW/3	Quinte Amateur Radio Club	408-	AB-20-	3174
W6SDE/6	Corona Gang	323-	A-11-	2907

Eight Transmitters Operated Simultaneously


K6DTA/6	West Valley Radio Club	1420-	AB-25-	10.473
W3RCN/3	Rock Creek Amateur Radio Assn.	1013-	A-64-	9342
W1OC/1	Concord Brasspounders	998-	A-20-	9009
W6TQ/6	Palo Alto Amateur Radio Assn.	1284-	AB-30-	8550
K6EBN/6	Westchester Amateur Radio Assn.	947-	AB-27-	8292
W1NEM/1	Westchester Amateur Radio Assn.	1085-	ABC-30-	6738
W6OT/6	Hartford County Amateur Radio Assn.	642-	A-45-	6057
W6BIP/6	Oakland Radio Club	756-	AB-25-	6030
	San Francisco Radio Club	861-	AB-35-	6790

(Continued on page 138)

**MOBILE
POWER**

PALCO


**MOBILE
POWER**




Model 606-6V Kit \$29.50
Model 612-12V Kit \$33.50

- ★ 500 V. DC 225 Ma.
- ★ No battery drain on standby
- ★ Instant start, stop — no waiting
- ★ Communications type Vibrator
- ★ Small and rugged. Ship. Wt. 14 lbs.
- ★ Size 6 x 7 x 6¾. Mtg. plate 6 x 9

- ★ Complete power supply
- ★ 6 Volt input
- ★ Output power selector Sw.
Pos #1 500 V 225 Ma.
Pos #2 400 V 170 Ma.
- ★ Built in relay for remote control
- ★ On-off sw for local control
- ★ 700 Volt filter condensers
- ★ Extra heavy duty Vibrator



Model 6A \$39.50




- Elmac AF-67 Mobile Transmitter with Palco Model 6A Power Supply \$226.50
- Elmac PMR-6A Receiver (less speaker) 134.50
- Elmac 6 or 12 V. Receiver Power Supply 24.50

Fast Delivery • Personal Service • Complete Stocks

Cornell-Dubilier Dictator Model 6/12D5

Designed to operate dictating machines or other AC devices such as shavers, phono turntables or small amplifiers in automobiles or boats. Delivers 110 V. AC 60 cycle power up to 50 watts continuously, and handles loads up to 75 watts on a short-time basis. Operates from either 6 or 12 volt battery.



AC Power

Cornell-Dubilier D.C. to 110 V. AC Converters

TYPE	INPUT	WATTS OUTPUT	NET PRICE
6/12D5	6-V	50-75	\$26.53
6R10	6-V	100-125	40.25
12R8	12-V	80-100	28.37
12RU15	12-V	150-175	53.39
32R8	32-V	80-100	32.81
110R10	110-V	100-125	27.02

Order From

PALCO ENGINEERING, INC.

BOX 41
Carmel, Indiana

PRINTED CIRCUITS

**PRINTED
wiring
TRANSMITTER**

Complete Kit
Only \$9.95 Net

Wiring Entirely Printed!
Drop in the Parts and Solder
All Parts Supplied
Less Tubes and Crystal

Illustrated instructions supplied make this kit ideal for the novice. No wiring errors possible. Use on either 80 or 40 meter bands. Uses 6C4 crystal oscillator and 5763 amplifier. Link output. Power requirements are 6.3 VAC/DC and 300 VDC.

Order from Your Dealer
or send check or money order direct
Mail orders sent prepaid

Kit of Printed Circuit Materials
Make Your Own Etched Wiring - \$4.95

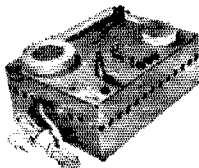
LOMAR PRODUCTS Co.
WILLOW GROVE, PA.

PRINTED CIRCUITS

**Facts About
Learning Code**

TELEPLEX is the method that teaches all phases of Code: Unlimited number of practice tapes contain actual sending of many different operators. TELEPLEX records your own sending and repeats it back to you. You SEE and HEAR your own signals. Perfect way to learn to use bug. Automatic CQ'ing. Perfect automatic transmission to put Code practice on the air. You can try it before you rent or buy it. Speed range 5 to 75 words. "Facts About Learning Code" is free and interesting. Write for it today. See it at Blan's, 64 Dey St., New York City

TELEPLEX CO. 415 G. St., **MODESTO, CALIF.**



CHECK YOUR QSLs WITH...

DXERAMA

**FASCINATINGLY INTERESTING!
FOR OLDTIMER & NEWCOMER ALIKE**

Features 32 Operating Awards of Amateur Radio Societies in All Six Continents. With complete logging space for each
\$1.35 U.S.A. - Possessions **\$1.60** Foreign

LOG SIZE Order From Your Distributor or **64 PAGES**

Compiled By

Sam Fraim W3AXT

DXERAMA
R.F.D. 1, BOX 127
LANCASTER, PA.

★ **AN IDEAL CHRISTMAS GIFT** ★

K6AGF/6	Tri-County Amateur Radio Assn.	761-	AB-15-	5208
W6PMK/6	North Peninsula Electronics Club,	464-	A-25-	4401
VE7AQL/7	British Columbia Electric Railway Amateur Radio Club,	488-	AB- 8-	4038
VE3DJS/3	Niagara Peninsula Amateur Radio Club,	508-	AB-30-	3882
W7NCW/7	Lower Columbia Amateur Radio Assn.	492-	AB-14-	3243

Nine Transmitters Operated Simultaneously

W9AP/9	North Suburban Radio Club,	1445-	A-30-	13,230
W9IT/9	North West Amateur Radio Club,	1224-	A-37-	11,241
VE3BRR/3	Nortown Amateur Radio Club,	846-	A-38-	7848
VE3DC/3	Hamilton Amateur Radio Club,	836-	AB-28-	7617
W6SY/6	San Francisco 29ers,	807-	ABC-35-	5025

Ten Transmitters Operated Simultaneously

W2LI/2	Tri County Radio Assn.	1958-	A-30-	17,847
W2GBA/2	Garden State Amateur Radio Assn.,	1979-	AB-40-	16,899
W6UW/6	Santa Clara County Amateur Radio Assn.	1540-	AB-28-	11,874
W6UF/6	Eimac Gang,	1435-	AB-32-	10,044

Eleven Transmitters Operated Simultaneously

W58C/5	San Antonio Radio Club	1255-	AB-28-	10,113
--------	------------------------	-------	--------	--------

CLASS B

Grouped in this special listing are the scores of stations manned by one or two operators. Where two persons participated, the call of the assisting operator is given following that of the amateur whose call was used. Figures following the call listings indicate number of contacts, power and final score.

One Transmitter


W2JBQ/2 } ... 373- A-5373	W6ADT/0 } ... 163- C- 489
W2FBA	W6SQN
W5VRF/5 } ... 191- A-2916	W6TUZ/6 } ... 53- A- 482
W58XF	W7VU/7 } ... 133- C- 474
K9WBB/0 } ... 307- A-2763	W6PFE/6 } ... 31- A- 419
VE3BCL/3 } ... 238- A-2547	VO1D/2 } ... 5- A- 405
VE3EK	W5BD/5 } ... 43- A- 387
W6LDR/6 } ... 398- B-2538	W5UML
W6RW	W9QEL/9 } ... 187- B- 376
W1RAN/1 } ... 278- A-2502	W9VNI
W1R34	W90VJ/9 } ... 85- A- 321
W6RSU/6 } ... 293- B-2049	W3NCH/8 } ... 24- B- 306
W61YG	W8PUV
W3WPY/3 } ... 305- B-1980	W3ILX/3 } ... 22- A- 297
W3VEJ	W3TYC
W3RZG/3 } ... 216- A-1944	K2GFX/2 } ... 22- A- 297
W3PWK	W4ZGM/V06 } ... 48- B- 288
W5OLD/5 } ... 169- B-1764	W7NXX/7 } ... 7- B- 288
W5OGS	W7TSM
W2NCL/2 } ... 123- A-1661	W1EDQ/1 } ... 20- A- 270
W2GNT	VE2DQ/2 } ... 133- B- 266
W9ELZ/0 } ... 250- B-1512	VE2ALP
W9ESQ/9 } ... 160- A- 1431	W1MMN/1 } ... 29- A- 261
VE3WY/3 } ... 81- A-1431	W8GGC/8 } ... 26- A- 252
K2EHM/2 } ... 133- A-1422	W8BCO/8 } ... 25- B- 225
W8VWY	W8KS
W9DSF/9 } ... 195- B-1320	W8HOR/8 } ... 48- C- 219
VE3CWB/3 } ... 116- B-1269	W8LXG
W9DOU	W1NXX/1 } ... 16- A- 216
W7JKB/7 } ... 180- B-1230	W5ONL/4 } ... 43- A- 210
W7SBT/7 } ... 120- A-1080	W2AOD/2 } ... 13- A- 176
W7QMK	W3TYC/3 } ... 12- A- 162
W7CMQ/7 } ... 54- A-1067	W3ILX
W7PLA	W5P1Z/5 } ... 48- A- 144
W5WQN/5 } ... 223- B-1066	W1N9GBC/9 } ... 10- A- 105
W5YSA	W1NLAIF/1 } ... 6- A- 81
W9MQV/9 } ... 108- B- 972	W4DAF/8 } ... 23- B- 46
W9DOH	W1VHM
VE2CP/2 } ... 46- A- 959	W1VHM
VE3DOU/3 } ... 76- B- 909	W1VHM
W7UNL/7 } ... 124- B- 900	W6ETW/0 } ... 1- A- 18
W8OPG/8 } ... 65- A- 810	VE3BAJ/3 } ... 2- A- 6
VE1AAM/1 } ... 35- A- 810	VE2IB
W5IAU	
W5APN/5 } ... 61- A- 774	
W5AER/5 } ... 99- B- 744	
W7IWU/7 } ... 48- A- 716	
W8PNI/9 } ... 52- A- 702	
W3QNU/9 } ... 26- A- 683	
W9OEY	
W0PAH/0 } ... 23- A- 648	
W0YTU	
W4ZWL/4 } ... 106- B- 636	
W4ZRW	
W3QND/9 } ... 19- A- 594	
VE3DET/3 } ... 58- A- 522	
W4KAC/4 } ... 53- B- 498	
	W6VIF/6 } ... 190- A-2903
	W6BYC
	W4KUX/4 } ... 401-AB-2835
	W4KQ
	W4QCA/4 } ... 269- B-1614
	W4SU
	K2EEM/2 } ... 165- A-1485
	W2HES
	W7SGD/7 } ... 54- A- 486
	W7HES
	W8JTB/8 } ... 25- B- 50
	W8MVD

(Continued on page 140)

SEASON'S GREETINGS FROM ALL AT TERMINAL

...For a Joyful Holiday
and a
Happy New Year

BRAND NEW 1955 HAM GEAR!



NEW!
**Johnson Viking
ADVENTURER
CW Transmitter Kit**

Work round the world with the ADVENTURER... the perfect transmitter kit for both novice and experienced amateur. Completely self-contained. Loaded with new features:


- Power Input — 50 Watts
- Effectively TVI suppressed
- Pi-network output tuning — no antenna tuner needed
- Single-Knob Bandswitching on 80, 40, 20, 15, 11 and 10 meters
- Extremely compact in size — only 7 3/4" high x 10 1/2" wide x 8 1/4" deep.

No. 240-181-1 VIKING ADVENTURER Kit with tubes, less crystals and key. Complete with easy assembly directions and operating instructions. **\$54.95**

TERMINAL Regularly Stocks

these Famous **JOHNSON** Ham Favorites:—

Viking Ranger • Viking II • Viking VFO • Viking Mobile VFO • all in either Kit Form or factory wired • Johnson's Civilian Defense Viking II • Low Pass Filter • Standing Wave Ratio Bridge • Signal Sentry • Matchbox • Bi-Net and Whipload as well as Johnson parts. Contact W2BUS for information, data sheets and quotations.



NEW!
GONSET *Monitone*
MODEL 3022

3 Way Code Oscillator

No need to tie up dollars in an instrument which can be used only for code practice purposes. The NEW MONITONE is a multi-purpose instrument — can be used three ways: Code Oscillator, Phone Monitor and CW Monitor. Has no shock hazard on the keying system. Can be used with any CW Transmitter to monitor code sending as well as transmitter keying characteristics. At the flip of a switch it can be used as a monitor for speech quality in conjunction with a radiotelephone transmitter. Size 6 3/4" wide x 5 1/4" high x 4" deep

— 115 volt AC **\$19.50**

NEW! Model 3057 GONSET 2 Meter DE LUXE COMMUNICATOR in 12 VDC/117VAC **\$229.50**


NEW! Model 3049 GONSET 6 Meter DE LUXE COMMUNICATOR in 6 VDC/117VAC **\$229.50**

Also Model 3058 in 12 VDC/117VAC **\$229.50**

NEW! GONSET 500W SSB, AM or CW Linear RF Power Amplifier **\$395.00**

TERMINAL distributes all of GONSET'S Communications Equipment for Amateur, Commercial and Private Aircraft.

NEW!



Hallicrafter HT-30 Transmitter

A new complete Transmitter which, besides functioning as a regular Transmitter becomes a single sideband Transmitter at the twist of a knob. **\$349.95**

The newest and most complete line of HALLICRAFTER always available at TERMINAL: S-38-D • S-85 • S-86 • S-94 • S-95 • SX-62-A • SX-88 and SX-96. Write W2BUS for further information on availability and prices.



NEW!

Hallicrafter SX-99 Receiver

This brand new Communications Receiver from the HALLICRAFTER Laboratories provides a new concept in Receiver performance in its price class. **\$149.50**



**ELMAC AF-67
TRANS-CITER**


The ELMAC AF-67 is a compact 60 watt input, fully AM modulated, 7 band, built-in VFO or crystal controlled transmitter. Since power supply is external, it is equally adaptable for use in car or home, or both. Too

many features to list, ask W2BUS for any additional dope you want. AF-67 Wired, tested with all tubes

All ELMAC Products Regularly Stocked. **\$177.00**

- PMR-6A — 6 Volt Receiver **\$134.50**
- PSR-6 — 6V Power Supply **24.50**
- PMR-12A — 12V Receiver **134.50**
- PSR-12 — 12 V Power Supply **24.50**
- PSR-116 — 117 VAC Receiver Power Supply **24.50**
- PSR-116S — ditto with "S" Meter **35.50**
- PS-2V — 117 VAC Power Supply for AF-67 **49.50**
- CFS-1 — Cable Kit **4.75**
- PTR-1 — Push to Talk Kit **6.75**

**NATIONAL
NC-98 RECEIVER**



An outstanding, sensitive receiver of advanced circuitry. Full 550 kc to 40 mc coverage. Special features include: Crystal Filter S Meter . . . Calibrated Electrical Bandspread on either Amateur or SWL Bands . . . 1 RF Stage . . . 2 1F Stages . . . Slide Rule Dials . . . Antenna Trimmer . . . Noise Limiter . . . Provision for Narrow Band Adapter . . . Separate HF Oscillator. **\$149.95**

Complete line of
NATIONAL
Regularly Stocked

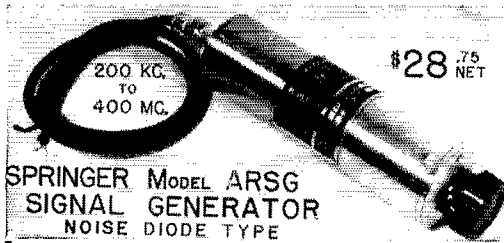
- NC-88 **\$119.95**
- NC-125 **\$199.95**
- NC-183D **\$399.50**
- HRO-60T **\$533.50**

Write W2BUS for complete information



**COMPLETE LINE OF
MASTER MOBILE
and
KRECO ANTENNAS
ALWAYS IN STOCK**

Terminal Radio CORP.
85 CORTLANDT ST., NEW YORK 7, N. Y. • WOrth 4-3311



**SPRINGER MODEL ARSG
SIGNAL GENERATOR**
NOISE DIODE TYPE

Length—6½" Dia.—1½" Weight—12 oz.

- Self contained, operates with Burgess Z4, 6 volt battery.
- Ideal for receiver sensitivity checks and "Touch Up" alignment to improve signal to noise ratio of AM receiving equipment.
- Generator signal output connection provided thru 24" length of 52 ohm concentric line.
- Average maximum signal output level of generator is 15 microvolts.
- Calibrated linear dial provided for output control.

EARL W. SPRINGER AIRCRAFT RADIO CO.
Sky Harbor Airport, Route 11, Box 330
INDIANAPOLIS 19, INDIANA

DX-O-GRAPH

It's a first in amateur radio! A DX predictor every DXer has been waiting for! When used with the Bureau of Standards ionosphere predictions, it suggests which bands to work and when for best DX results. This predictor is a real educational addition to any hamshack. Stay abreast of band conditions with DX-O-GRAPH. \$2.50 postpaid. USA.

DX-O-GRAPH • Box 4596 • Winston-Salem, N. C.

Evans RADIO


Service to hams • **"YOUR FRIENDLY SUPPLIER"**
by hams. Nationally accepted brands of parts, tubes and equipment. Trade-ins and time payments. Write W1BFT.
10 HILLS AVENUE • CONCORD, N. H.

**NOW
AVAILABLE**

**DESCRIBED IN
OCT. '54 QST**

KCW

net. 74.30



THE ELECTRONIC FUNNEL

an improved audio volume compressor with low pass filter

SOONER ELECTRONICS CO.

1239 EAST KING PLACE

TULSA, OKLA.

CLASS C

Grouped in this tabulation are the scores of entrants in the mobile class. Figures following the call indicate number of contacts, power and final score.

K6ASK/6*	238-A-3551	W8GHO/8	29-A-729
W8HFE/8	146-A-3470	W8QIU/6	6-A-675
W8AEU/8	213-A-2876	W7OYO/7	25-A-675
W8AJL/8	91-A-2727	W8ZEU/8	25-A-675
W8AJW/8	77-A-2727	W6LFX/6	5-A-682
W6NQJ/6	172-A-2673	W7NVT/0	49-A-682
W6GQ/6	162-A-2538	W8AGA/8	24-A-682
W8MWE/8	71-A-2457	W8OQZ/9	23-A-682
W8ERA/8	68-A-2417	W9YRF/9	21-A-682
W8INW/8	64-A-2363	W3IFW/3	22-A-635
W6OLC/6*	149-A-2349	W6UHC/6	46-A-635
W8QA/8	62-A-2336	W8LEK/8	22-A-635
W8BDZ/8	57-A-2268	W9AYU/9	22-A-635
W8PM/8	55-A-2268	W8MYL/9	20-A-635
W9RQM/9*	142-A-2268	W3KKH/3	21-A-621
W8VK/8	54-A-2228	W3VAG/3	21-A-621
W8INO/8	52-A-2201	W6KMJ/6	2-A-621
W8JNE/8	53-A-2187	W7MSI/7	20-A-608
W8YPE/8	51-A-2187	W8NK/3	17-A-594
W6HDT/6	136-A-2174	W6LMI/6	2-A-594
W6ROJ/6	135-A-2174	W8ZSD/8	10-A-594
W8ZJQ/8	50-A-2174	W7OEN/7	17-A-581
W6TSA/6	160-A-2160	W8CKR/9	18-A-581
W8HT/8	49-A-2147	W7JPI/7	17-A-567
W6ZVD/6	133-A-2147	W8YRF/9	17-A-567
W8CZM/8	48-A-2147	W7RT/7	17-A-567
W8FKB/8	54-A-2147	W7CBE/7	15-A-540
W8NNO/8	42-A-2066	W8LVS/9	14-A-540
W8MYM/8	41-A-2052	W8EBM/3	12-A-500
W8NCG/8	43-A-2032	W8RC/7	12-A-500
W8GMK/8	56-A-2039	W3JE/3	11-A-486
W8ZXL/8	40-A-2039	W7TMO/7	11-A-486
W8IWP/8	38-A-2012	W3JAS/3	10-A-473
W8AFW/8	38-A-1985	W3EQK/3	15-A-459
W8LH/8	38-A-1884	W8WAG/8	9-A-459
W8NL/8	35-A-1871	W8MGT/7	8-A-446
K6DSM/7	105-A-1950	W3GBB/3	8-A-446
W8LXR/8	33-A-1944	W8LPZ/8	8-A-446
W8MAE/8	37-A-1944	W3AAX/3	46-B-432
W8NZL/8	33-A-1944	W8PSQ/3	7-A-432
W8KHM/8	31-A-1931	W8QCF/7	3-A-432
K6CDA/6	141-A-1904	W8MLZ/8*	3-A-432
W6EHB/6*	109-A-1809	W8KIU/3	3-A-378
W6JSP/6	106-A-1769	W8QUV/3	28-A-378
W6OAY/6	100-A-1688	W8NPI/3	2-A-365
W3FMG/3	61-A-1647	W4TRF/8	1-A-351
W6RKC/8	132-B-1638	W4TJW/7	1-A-351
W6JOM/6	77-A-1620	W8ATZ/8	1-A-351
W6PIX/6	91-A-1593	W8BUS/8	1-A-351
W8MIX/8	31-A-1566	W8INH/8	1-A-351
W6EIG/6	115-A-1553	W8NRC/8	1-A-351
W7PG/7	30-A-1553	W8QYM/8	1-A-351
W6CTG/6*	59-A-1296	W8MNS/8	1-A-351
W6INX/6	69-A-1296	W8WAR/8	1-A-351
W6FJJ/6	70-A-1283	W2KTF/2	24-A-324
W6GBL/6	67-A-1256	W8KZM/8	23-A-311
W7BA/7	67-A-1242	W8RKE/9	22-A-297
W6BHG/6	62-A-1229	W1TYR/1	32-B-288
W6GAU/6	45-A-1215	W6EJN/6	20-A-270
W6QHD/6	64-A-1202	W1MZY/1	2-B-252
W6JIE/6	90-A-1148	W6FY/6	25-B-225
W6OLY/6	58-A-1121	W3FXG/3	16-A-216
W7CO/7	58-A-1121	K2BGS/2	16-A-216
W7KZM/7	58-A-1121	W7OCW/7	14-A-189
W3FDJ/3	56-A-1094	W8QO/6	13-A-176
W3VLL/3	53-A-1053	W2ZAL/2	12-A-162
W4LHS/4*	78-A-1053	K2BWW/2	18-B-162
W9YWF/9	49-A-1026	W2HHE/2	11-A-149
W8GFA/9	47-A-972	W8DFL/0	11-A-149
W9YQH/9	24-A-959	K6CET/6	10-A-135
W7FTR/7	45-A-945	W6NRY/6	12-B-108
W8BII/3	42-A-905	W1AGB/1	7-A-95
W3QLG/3	19-A-837	K6DGD/6	7-A-95
W3NNX/3	23-A-810	W9DLM/9	10-B-90
K6EA/6	16-A-810	W8LHK/6	6-A-81
W6NZP/6	12-A-783	W1HLL/1	5-A-68
W6KTS/6	13-A-770	W8CBM/8	5-A-68
W9E2S/9	31-A-770	W8LVQ/0	7-B-63
KN6EKY/6	31-A-770	W8ABL/0	4-A-64
W7PZT/7	25-A-729	W4NHS/4	2-A-27
W7RTQ/7	29-A-729		

CLASS D

Grouped in this tabulation are the scores of home stations operated from emergency power.

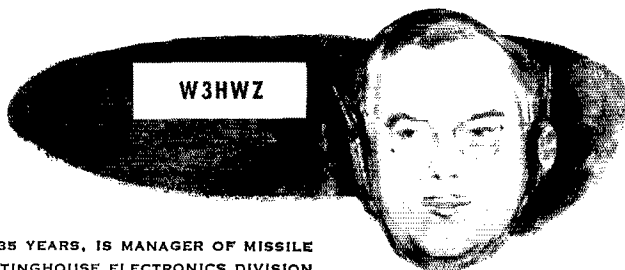
W8SVE	74	W1ZEO	25
KN6DGX	27	W1WZN	13

CLASS E

Grouped in this tabulation are the scores of home stations operated from commercial power sources.

W4KFC/4*	833	W8TZO	129
W4ZJB/4	309	W1URC	113
W5YJS	280	K2DEM	113
VE1ZZ	242	K8CWX	104
W6BJU/0	200	W9ABM	102
W1WPF	186	W2KHO	95
W2APH	182	W7LXY/7	95
W3TNO	151	W2ZCZ	88
W1AW/1	140	K6BAM	83
VE3DFM	130	W6UUG	78

(Continued on page 148)



M. R. BRIGGS, A HAM OPERATOR FOR 35 YEARS, IS MANAGER OF MISSILE
GROUND CONTROL ENGINEERING, WESTINGHOUSE ELECTRONICS DIVISION

ALL ELECTRONIC ENGINEERS WITH A DESIRE TO CREATE!

The building of a ham station is an outlet for some of our creativeness. In the 35 years I've been a ham operator, I've found a lot of satisfaction in my hobby: but nothing gives me more creative pleasure than my job.


At the Westinghouse Electronics Division, creativeness is encouraged. Important, too, is the fact that the work is so vital! We're working on advanced development projects that are both interesting and challenging! For the expansion of these projects we are looking for electronic engineers experienced in radar and Missile Guidance Systems.

Of course, Westinghouse offers the finest income and benefit advantages, as well as a good location. You'll find ideal suburban living accommodations and many big-city attractions.

If you'd like more information on the high-level openings to be filled in the near future, drop us a line today!

R. M. Swisher, Jr.
Employment Supervisor, Dept. 34
Westinghouse Electric Corp.
2519 Wilkens Avenue
Baltimore 3, Maryland

YOU CAN BE SURE...IF IT'S
Westinghouse





OFFERS OUTSTANDING OPPORTUNITIES IN FIELD ENGINEERING


E E graduates or equivalent with field experience in radar will find unequalled opportunities for professional advancement with Raytheon—a world leader in electronics. Foreign and domestic assignments. Excellent salaries. Liberal allowances.

Write

RAYTHEON
GOVERNMENT FIELD ENGINEERING
WALTHAM 54, MASSACHUSETTS

WIZDX	74	WN4RXV	12
K6EA	70	W7JAZ	12
W1APM	69	W7NWP	12
W3HYM	69	W7XTL	11
W3HDV	67	W3VZL	11
K2DIM	67	W4DRT	11
W8KID/8	64	W4DRT	11
W4MG	62	WNAQHW	11
W1WMH	57	W9PHE	11
W1ZBL	55	W4RTO	11
W2TYG	53	W8BNU	10
K6ATN	52	W8DKN	10
K2EKS	50	W7UZR	10
W6AM	49	W1CTR	9
W2CUE/3	48	W1MEP	9
W3WAF	48	W4RXL	9
K5NRG	46	W8NEM	9
W1LIG	45	W9CHD	9
W4BXX ¹²	45	K2CUM	8
W0RJK	45	KN6DI	8
W3WCP	44	W2EXM	7
K2CQJ	44	W2QVV	7
VE3BUR	43	W1JKR	7
W8DAE	38	VE7WL	7
K2EWR	36	W2OAE	6
VE2JL	35	W3VNH	6
KV4BD	33	W7JWE	6
W6NAY	32	W0VFM	6
W8ZOL	31	VE1VN/1	6
W1ZCH	27	W1YDS	5
WN1ZUM	27	W2HAZ	5
W3FQE	27	W2JGP	5
KN6DVA ¹⁴	27	W6BSR	5
W2BVA/2	26	W3MGG	5
K2GBM	26	K2ENO	5
W5BSX	26	KN6CNL	5
W8OCA	26	W1GPN/6	4
W3MDE	25	W1MGP	4
W8QCU	22	W3ZAL	4
W3NYF	21	W3AHL	4
W0RDM	20	K2ENH	4
WN1AJX	19	W3UTR	3
W6JDN	19	W7ALU	3
W8VLW/8	18	W1BB/1	2
W9VID	18	W1RPO	2
W3WKP	17	W4VYA	2
W1PDN	16	W7FSS	2
W3YNZ	16	W8WVL	2
W6BLA	16	W9ALO	2
W1WLZ	14	W8CLH	2
W2YVW	14	W9FTM	2
WN9BCO	14	KN6DGE	2
W2QFH	13	W2HY	1
W2TNC	13	W2OTZ	1
K2DQ	13	W4GGD	1
W3LXE/3	12	W6TGC	1
W3VRD	12	KN6DDO	1

¹ W6s BMQ MYX, ops. ² K6KBT, second opr. ³ W6TEN, second opr. ⁴ W9RLB, second opr. ⁵ W6EHA, second opr. ⁶ W5DAH, second opr. ⁷ W4VVO, second opr. ⁸ W3FWZ, second opr. ⁹ W3s AEL E18 FKA GRF MFJ PZW, W4s IGN LA KFC NTZ PNR TEX TKB UD, ops. ¹⁰ W6RUC, second opr. ¹¹ W1WPR, opr. ¹² W4ARI, second opr. ¹³ KN6-DYP, second opr.



25 WATTS \$19.95

WN8SUA says, "The HART-25 is a hot number! It's worked 130 stations in 20 states including Calif., Tex., Ga., Mass." This well engineered CW transmitter comes in kit form complete with tubes, power supply, choice of 80 or 40 mtr coil, novice crystal, easy-to-follow instructions. 90 day warranty. *Deuts free.*

HART INDUSTRIES, 467 PARK, BIRMINGHAM, MICH.

RADIO and TELEVISION

Over 30 years N.E. Radio Training Center. Train for all types FCC operators' licenses. Also Radio and Television servicing. FM-AM broadcasting transmitters at school. Send for Catalog Q.

MASS. RADIO SCHOOL


271 Huntington Avenue Boston 15, Massachusetts
Lic. by Comm. Mass. Dept. Educ.

EASY TO LEARN CODE

It is easy and pleasant to learn or increase speed the modern way — with an Instructograph Code Teacher. Excellent for the beginner or advanced student. A quick, practical and dependable method. Available tapes from beginner's alphabet to typical messages on all subjects. Speed range 5 to 40 WPM. Always ready, no QRM, beats having someone send to you.

ENDORSED BY THOUSANDS!

The Instructograph Code Teacher literally takes the piece of an operator-instructor and enables anyone to learn and master code without further assistance. Thousands of successful operators have "acquired the code" with the Instructograph System. Write today for full particulars and convenient rental plans.



INSTRUCTOGRAPH COMPANY

4709 SHERIDAN ROAD, CHICAGO 40, ILLINOIS

Silent Keys

It is with deep regret that we record the passing of these amateurs:

W1FWE, Walter E. Bradley, Hartford, Conn.
W1HXE, Paul W. Muller, Salem Depot, N. H.
W1QPR, Thomas P. McDonald, jr., Beverly, Mass.
ex-W2BAG, F. Austin Lidbury, Niagara Falls, N. Y.

ex-W3FIA, Henry P. Wagner, Catasauqua, Penna.
W4SEZ, Buell Vincent, Franklin, Ky.
W4TUT, Mayor Ivan C. Kelly, Somerset, Ky.
W4ZQZ, George H. Scarborough, Spartanburg, S. C.
W5BR, ex-W5DNN, ex-HC20T, H. E. M. Stevenson, Houston, Texas

W5LHF, Ralph A. Grogan, Fort Worth, Texas
W6JCE, Earl P. Patrick, Coronado, Calif.
W7PZA, Francis T. Clodfelter, Corvallis, Ore.
W8BPH, William Everet Janes, Chillicothe, Ohio
W8DDL, Thomas Thomas, Dayton, Ohio
W8MUL, John J. Messler, Detroit, Mich.
WN9DLB, Harold W. Davis, Libertyville, Ill.
W8CRM, B. F. Piper, West Plains, Mo.
W8DRV, Frank J. Whalen, Kansas City, Mo.
W8JVD, Walter W. Soderman, Duluth, Minn.
W8LVG, John R. Lally, Minneapolis, Minn.
W8VQN, Aaron G. Brehmer, Scottsbluff, Nebr.
VE3AVP, William J. Godzman, Clarkson, Ontario

Lafayette Radio CHRISTMAS GIFTS

Greatest Tape Buy Ever!



**1200 FT. REEL
Genuine Plastic Base
RECORDING TAPE**

Shpg. Wt. 14 oz.

\$1.89

per roll
plus
postage
(C.O.D.'s accepted)

LAFAYETTE made a terrific deal with one of the leading manufacturers of recording tape to supply us with their regular tape which sells for almost twice our price. **WE GUARANTEE ABSOLUTE SATISFACTION OR YOUR MONEY BACK.** The finest, professional-quality recording tape obtainable. Highest performance for thousands of playings. Red Oxide Base in a smooth, uniform coating; greater signal strength; with maximum fidelity; uniform frequency response from 40-15,000 cps.



WESTERN ELECTRIC HEARING AID

Best Buy


Reg. price ~~\$185.00~~
Our price **\$14.95**

Brand new, in original Western Electric's jeweler's case. Supplied with receiver, receiver cord, battery cord and plug (less batteries). Money back guarantee. Act now while they last! Uses Burgess XX30E and 8R batteries at \$1.55 per set.

NEW POCKET AC-DC VOM MULTITESTER

9.95

This instrument is one of the best buys that Lafayette has ever offered in a Wide Range AC-DC MULTITESTER. An ideal portable unit that meets the need for a compact, yet rugged test instrument. Has ease of operation usually **FOUND ONLY IN MORE EXTENSIVE INSTRUMENTS.** Has 1000 ohms/volt sensitivity on both AC or DC. Uses full 3" rectangular meter with large, easy to read scale. Uses 1% precision resistors, jeweled D'Arsonval microamp meter movement. Ranges: AC-DC and output volts 0-5, 0-25, 0-250, 0-1000V; DC current 0-1, 0-10, 0-100, MA; Resistance 0-10K and 0-100K ohms. In handsome sturdy bakelite case. Size: 4 1/2" x 3 1/4" x 1 3/8". Supplied Complete with test leads and batteries. A Must for every serviceman, shop, Laboratory or experimenter—and at Lafayette's Price you can afford to own one. Shpg. Wt. 2 1/2 lbs. **MODEL RW-270—Complete**



In Lots of 3 **9.45**
Single, ea. **9.95**



3.95

MICROPHONE

- Western Electric Magnetic Head
- UTC Oncer Transformer

A terrific value! High impedance mike with -55 db outout level. Compact, modern, slim styling. Contains W.E. 253A magnetic head and UTC oncer. Silver plastic casing with detachable desk stand. Lightweight—only 11 ounces. Complete with 6 ft. cable. **PA-23.....Net 3.95**

CARDWELL UHF CONVERTER SALE!

List **42.50**

Net **13.95 ea.**
Lots of 3

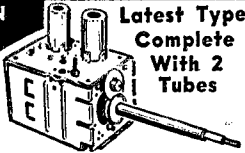


Singly **14.45 ea.**

Outstanding Value! The Cardwell ES-1 UHF converter covers the entire UHF spectrum—channels 14-83. Has 6AP4 oscillator, 6CB6 IF amplifier and 1N72 crystal diode. Features printed circuit oscillator, high overall gain (3 to 4 times), high sensitivity, constant L/C ratio tuner, 25-1 gear drive. Has AC cord and plug. 9-post. 8 1/2" x 6 1/2" x 3 1/2" with easy reading dial. Shpg. Wt. 1 1/2 lbs.

CARDWELL ES-1 Converter—Lots of 3 each.....13.95
Singly each.....14.45


SARKES TUNER VHF TUNER



Latest Type Complete With 2 Tubes

Brand new—covers entire VHF spectrum. It is an exact duplicate of thousands now in use in many chassis including the Sylvania 51P and 520 series. Has 7" long concentric shafts. Excellent gain, noise factor, image and I.F. rejection. For 40 mc IF systems. Complete with 6BC5 and 6X8 tubes and shields. Shpg. Wt. 4 lbs. Worth 3 times the price!

TL-24—In lots of 3 each.....4.45
Singly each.....4.95




PRECISION DRAFTING SET

11 Pieces—Fitted Felt-Lined Case Made in Germany, of heavy brass, nickel plated and polished. Instruments include 5/8" Compass with pencil and pen points and lengthening bar, 5/16" Divider, three 3 1/2" sidewheel bow dividers with needle point, pen point and pencil point. 5" Ruling pen, extra handle for pen or pencil, capsule with extra leads. Interchangeability of these many parts makes this an exceptionally versatile set. Your money back—if this set is not worth twice our price!

\$2.75

F-13.....Net 2.75



TWIN LENS IMPORTED CAMERAS

2 1/4 x 2 1/4 NEGATIVES

With F3.5 Coated Lens

A 69.50 VALUE!

only at Lafayette

Shpg. Wt. 7 lbs.

- Built-in Flash Synchronization
- Fingertip Focusing
- Sportsfinder
- 9 Speed Shutter 1 to 1/200 Sec..
- Double Exposure Prevention
- Matched Coated Lenses are Coupled in Helical Mount
- Accepts 120 Roll Film

only **29.95**

Stock No. **F-32**

NEVER BEFORE AT THIS PRICE

IMPORTED DIRECT PRISM-COATED LENSES BINOCULARS

- ALL-METAL CONSTRUCTION.
- INDIVIDUAL FOCUS
- COMPLETE WITH LEATHER CASE & STRAPS

F-15, 7 x 35 with case.....Net **22.50**
F-103, 7 x 50 with case.....Net **24.95**
F-104, 12 x 50 with case.....Net **32.50**



with order,
Add 10%
Fed. Tax

Lafayette Radio
DEPT. VL
Include postage with order.

NEW YORK, N.Y. 100 Sixth Ave.
BRONX, N.Y. 542 E. Fordham Rd
NEWARK, N.J. 24 Central Ave.
PLAINFIELD, N.J. 139 West 2nd St.
BOSTON, MASS. 110 Federal St.

QUARTZ CRYSTALS

GUARANTEED!

Low Frequency FT-241A for SSB, Lattice Filter etc., .093" Pin, .486" SPC, marked in Channel Nos. 0 to 29, 54th Harmonic and 270 to 389, 72nd Harmonic. Listed below by Fundamental Frequencies, fractions omitted.

49¢ each—10 for \$4.00 99¢ each—10 for \$8.00

370	393	414	436	498	520	400	459
372	394	415	437	501	522	440	461
374	395	416	438	502	523	441	462
375	396	418	481	503	525	442	463
376	397	419	483	504	526	444	464
377	398	420	484	505	527	445	465
379	401	422	485	506	529	446	466
380	402	423	486	507	530	447	468
381	403	424	487	508	531	448	469
383	404	425	488	509	533	450	470
384	405	426	490	511	534	451	472
385	406	427	491	512	536	452	473
386	407	429	492	513	537	453	474
387	408	430	493	514	538	454	475
388	409	431	494	515		455	476
390	411	433	495	516		456	477
391	412	434	496	518		457	479
392	413	435	497	519		458	480

99¢ each—10 for only \$8.00

CR-1A	FT-171B	BC-610
SCR 522-34	Banana Plugs,	
Pin, 1/4" SP	3/4" SPC	
5910 7350	2030 2220	2360 3202 3850
6370 7380	2045 2250	2390 3215 3845
6450 7390	2065 2260	2415 3237 3895
6470 7480	2082 2282	2435 3250 3955
6497 7580	2105 2290	2442 3322
6522 7810	2125 2306	2532 3510
6547 7930	2145 2305	2545 3520
6610	2155 2320	2557 3550

Special—200 KC or 500 KC in FT241A Holder—only \$1.79 each

Add 20¢ postage for every 10 crystals (or less).

Indicate 2nd choice; subst. may be necessary



520 TENTH ST., N.W., Wash., D. C. Dept. Q

FT-243—.093" Pin Dia.—.486" Pin SPC for Ham and General Use.

49¢ each—10 for \$4.00

4035	5437	5950	6800	7625	7925
4080	5485	5973	6806	7640	7940
4165	5500	6240	6825	7641	7950
4190	5660	6250	6850	7650	7973
4280	5675	6273	6875	7673	7975
4300	5700	6275	6900	7675	8260
4330	5706	6300	6925	7700	8273
4397	5725	6325	6950	7706	8275
4490	5040	6350	6975	7725	8300
4495	5750	6373	7450	7740	8325
4535	5773	6375	7473	7750	8630
4280	5875	6400	7475	7773	8683
4840	5806	6400	7500	7775	8690
4930	5840	6425	7506	7800	
4950	5852	6673	7525	7825	
4980	5873	6675	7540	7840	
5030	5875	6700	7550	7850	
5205	5880	6706	7573	7873	
5300	5906	6725	7575	7875	
5385	5925	6750	7600	7900	
5379	5940	6775	7606	7906	

99¢ each—10 for \$8.00

1015	6125	6600	7175	8075	8475
2125	6140	6606	7250	8100	8508
3680	6150	6625	7300	8125	8525
3735	6175	6640	7306	8140	8550
3800	6200	6650	7325	8150	8575
3885	6440	7000	7340	8173	8600
3940	6450	7025	7350	8175	8625
3955	6473	7050	7375	8200	8650
3980	6475	7073	7400	8340	8700
6000	6500	7075	7425	8350	8733
6025	6506	7100	7440	8380	
6050	6550	7125	8000	8400	
6075	6573	7140	8025	8425	
6100	6575	7150	8050	8450	

BC-746

TUNING UNITS

Channels 10 and 12

Foundation coils and condensers for 80 meter VFO or ex-98¢
citer—Less stats.—

Novice Round-up

(Continued from page 61)

2) Time: All contacts must be made during the contest time indicated elsewhere in this announcement. Time may be divided as desired but must not exceed 40 hours total.

3) QSOs: Contacts must include certain information sent in the form as shown in the example. QSOs must take place on the 80-, 40-, 15-, or 2-meter bands. Crossband contacts are not permitted. C.w. to 'phone, c.w. to c.w., 'phone to 'phone, 'phone to c.w. contacts are permitted. Valid points can be scored by contacting stations not working in the contest, upon acceptance of your number and section and receipt of a number and section.

4) Scoring: Each exchange counts one point. Only one point may be earned by contacting any one station, regardless of the frequency band. The total number of ARRL sections (see page 6 of this QST) worked during the contest is the "section multiplier." A fixed scoring credit may be earned by entrants who hold ARRL Code Proficiency certificates. If an entrant does not hold a CP award he can apply for credit by attaching to his Round-up report a copy of qualifying run from W6OWP, December 4th or January 7th, or from WIAW, December 16th or January 14th. CP credit equals the w.p.m. speed indicated on the latest certificate or sticker held by the entrant. The final score equals the "total points" plus "Code Proficiency credit" multiplied by the "section multiplier."

5) Reporting: Contest work must be reported as shown in the sample form. Reporting forms and a map of the United States will be sent gratis upon request. Indicate starting and ending times for each period on the air. All Round-up reports become the property of ARRL and must be postmarked not later than February 14th, 1955.

6) Awards: A certificate award will be given to the highest-scoring Novice in each ARRL section.

7) Disqualifications: Failure to comply with the contest rules or FCC regulations shall constitute grounds for disqualification. ARRL Contest Committee decisions are final.

Happenings

(Continued from page 63)

What is the formula for calculating total inductance when two or more inductors are connected in series? In parallel?

What is the formula for calculating the reactance of an inductor?

What is the formula for calculating the reactance of a capacitor?

What is the formula for determining the total resistance of two or more resistors connected in series? In parallel?

What is the formula for determining the total capacitance of two or more capacitors connected in parallel? In series?

What is the formula for determining the characteristic impedance of an air-insulated parallel conductor transmission line?

What is the formula for determining the standing wave ratio in a transmission line?

What is the formula for determining the wavelength of radio waves?

What is the formula for finding the resonant frequency of a tuned circuit?

In a series-resonant circuit, if the value of inductance is kept constant, what must be done to the value of capacitance to double the resonant frequency?

In a series-resonant circuit, what must be done to the value of the inductance-capacitance product to halve the resonant frequency?

Draw a schematic diagram of a high-pass filter with constant- k pi section, balanced type.

Draw a schematic diagram of a low-pass filter with constant- k pi section, unbalanced type.

Draw a schematic diagram of an r.f. power amplifier stage using parallel feed.

Draw a schematic diagram of a wavemeter with an indicating device.

Draw a schematic diagram of a Colpitts oscillator circuit.

(Continued on page 146)

AN/APR-4 COMPONENTS WANTED

In any condition. NEW HIGH PRICES. Also top prices for: ARC-1, ARC-3, APR-1, APR-5A, etc.; TS-34 and other "TS." and standard Lab Test equipment, especially for the MICROWAVE REGION; ART-13, BC-348, BC-221, LAE, LAF, LAG, and other quality Surplus equipment; also quantity Spares, tubes, plugs and cable.

ENGINEERING ASSOCIATES

434 Patterson Road

Dayton 9, Ohio



RCA INSTITUTES, INC.

A Service of Radio Corporation of America
350 West 4th St., New York 14, N. Y.

OFFERS COURSES
IN ALL TECHNICAL PHASES OF
RADIO, TELEVISION, ELECTRONICS

Approved for Veterans


Write Dept. ST for Catalog

RADIO-LABORATORY MAN

Need experienced lab man for amateur pre-production prototype work. Receiver-transmitter VHF experience necessary. Submit full qualifications in first letter.

GONSET COMPANY

801 S. Main Street, Burbank, California



*has excellent
positions open for*

TECHNICIANS

With a background in

**ELECTRO-MECHANICAL,
ELECTRONIC AND
MECHANICAL FIELDS**

*Are you looking for a challenging job at good pay
with a progressive company?*

*Are you interested in an opportunity for advance-
ment on merit?*

*You're paid while you train as an IBM Customer
Engineer—to service and maintain electro-mechanical and
electronic business machines.*

IBM—leading manufacturer of electro-mechanical and electronic business machines, electronic digital computers, time equipment and electric typewriters—offers all these advantages to men who are qualified through training and experience. Between ages 19-32.


As an IBM Customer Engineer your future is what you make it. Your work is challenging, you get outstanding technical training, excellent earnings. And since IBM has 188 branch offices across the country, your starting location, if you wish, can probably be right in your locality.

For complete information:

Write, giving full details of education and experience, to:

Mr. D. W. Hawk, Dept. Q124
International Business Machines
590 Madison Avenue, New York 22, N. Y.

THE NEW GO-DEVIL



Semi-Automatic Transmitting Key

- NEW
 - FAST
 - STURDY
 - SILVER CONTACTS
 - STREAMLINED
 - GUARANTEED
- \$12.50** plus postage
- Shipping Weight 4 lbs.
\$5.00 deposit on C.O.D. orders

WHEATON RESEARCH Wheaton,
& Development Company Maryland
Maryland & D. C. residents please include 25¢ sales tax

CANADIANS! We have large stocks of nationally advertised Ham parts. Write for Free catalog.

THE CRAWFORD RADIO

VE3YR 119-121 JOHN ST., N. VE3JU
"Geo" HAMILTON, ONT. "Bill"

RADIO COURSES

- FCC LICENSE PREPARATION
- COMMERCIAL • CODE BRUSH-UP
- AMATEUR • THEORY
- TELEVISION AND RADIO SERVICING
- Personal Counseling Approved for Veterans

YMCA TRADE & TECHNICAL
SCHOOL of N. Y.

15 West 63 St. New York, N. Y. EN 2-8117
Catalog T. Q.



52nd
Year

GONSET COMMUNICATORS CONVERTED - 6 VDC TO 12 VDC

FOR USE IN THE NEW 12 VOLT IGNITION SYSTEM
AUTOMOBILES. HIGHEST EFFICIENCY METHOD
USED, NO EXTERNAL EQUIPMENT NEEDED. ALL
ORIGINAL FEATURES RETAINED.

NEW 12 VDC/115 VAC COMMUNICATOR
IMMEDIATE DELIVERY F.O.B. L.A. \$219.50
CONVERSION OF YOUR OWN COMMUNICATOR
INC. MATERIAL AND LABOR, F.O.B. L.A. \$24.50

PACIFIC ENGINEERING CO.

839 N. June Street Los Angeles 38, California

"ITV" FILING

At its May meeting, the ARRL Board of Directors voted to file comment in Docket 9288 supporting the action of the Federal Communications Commission in proposing maximum radiation standards for certain devices such as television receivers. The text of the League's filing follows:

FEDERAL COMMUNICATIONS COMMISSION
Washington, D. C.

In the Matter of

Amendment of Part 15 of the Commission's Rules Governing Restricted Radiation Devices } Docket No. 9288

COMMENTS OF THE AMERICAN RADIO RELAY LEAGUE, INC.

Pursuant to Paragraph 12 of the Notice of Proposed Rule Making in Docket 9288, the American Radio Relay League files these comments on behalf of the more than 42,000 licensed amateur radio operators who are members of the League.

The interest of the American Radio Relay League in the present proceedings arises from the fact that stations in the amateur service have, since the inception of television broadcasting, been plagued with disruptive interference due to spurious radiation from television receivers. The amateur service is undoubtedly the single communications service most adversely affected by this unnecessary interference, inasmuch as amateur stations are located almost exclusively in residential areas; in other words, the distribution of television receivers follows closely the distribution of amateur stations in any particular area.

The American Radio Relay League has heartily supported the past actions of the Commission in dealing with this general problem, and endorses the present effort of the Commission to require manufacturers of television receivers to turn out products which are in reasonable conformity with the necessities of their users to live harmoniously together with other services provided for under international treaty and licensed by the Commission.

The League wishes to record its appreciation of the efforts made by the Radio-Electronics-Television Manufacturers Association, through its committees, to bring to the attention of manufacturers the need for better receiver design and construction to meet today's spectrum requirements. While the proposals of the Commission for maximum radiation limits, which we assume are based on the Association's recommendations, will not by any means solve all of the problems of interference to the amateur service and therefore leave much to be desired, they are a step in the right direction. The League is pleased to see that the Commission, in Paragraph 10 of its Notice, recognizes this fact and indicates an intention of progressing to stricter limits as may be required to protect the various services it licenses.

AMERICAN RADIO RELAY LEAGUE, INC.

By PAUL M. SEGAL
Its General Counsel


A. L. BUDLONG
Its General Manager
October 9, 1954

FEED-BACK

In the caption under the diagram of the CD-10-TC 10-meter transmitter-converter on page 33 of the November issue, the references to the crystals, X₁ and X₂ are reversed. X₂, of course, is the converter crystal.

In the article describing the mobile modulator, starting on page 21, the length of the chassis is given as 6½ inches. This dimension should be 6¾ inches.

MOBILE PORTABLE FIXED



PMR-6A
\$134.50

MODEL AF-67
\$177.00

RECEIVER POWER SUPPLIES

- PSR-6 (6 VDC) . . . \$24.50
- PSR-12 (12 VDC) . . \$24.50
- PSR-116 (115 VAC) . \$24.50
- PSR-116S (115 VAC with "S" meter) \$35.50

TRANSMITTER POWER SUPPLY

- PS-2V (for 115 VAC) \$49.50, can also be operated from a dynamotor or vibra-packs.

ELMAC presents

"THE NAME HEARD 'ROUND THE WORLD"

for the Amateur Operator . . . the most complete transmitter-exciter and receiver combination at popular amateur prices.

RECEIVER

- 6 BANDS
 - (1) BC & 160 (2) 80 & 75
 - (3) 40 (4) 20 (5) 15 (6) 10
- HIGH SENSITIVITY & SELECTIVITY
- AUTOMATIC NOISE LIMITER
- DUAL CONVERSION
- BEAT FREQ. OSCILLATOR
- AVAILABLE FOR 6 OR 12 VOLTS

TRANS-CITER

- 7 BANDS
 - 160, 80, 40, 20, 15, 11, 10
- TRANSMITTER OR EXCITER
- AM-NBFM-CW
- 500Ω A.F. OUTPUT
- VFO OR CRYSTAL
- 6 OR 12 VOLT OPERATION

FOR COMPLETE INFORMATION SEE YOUR DISTRIBUTOR.

MULTI-PRODUCTS COMPANY
559 E. TEN MILE ROAD, HAZEL PARK, MICHIGAN

Communications Receivers



Contains All Components

That's only
Right!!! \$59.50

For this fine 11 tube Communications Receiver Kit. Originally designed for the U. S. COAST GUARD.

COMPLETE KIT—This kit is complete with every part necessary to assemble into a finished receiver, including tubes and cabinet. Chassis is punched and marked. Mount the parts, wire it, align it and you have a fine receiver of commercial appearance, that can't be beat for 3 or 4 times the price. Parts layout, schematic diagram and alignment instructions are supplied.

Shpg. Weight 45 lbs. Shipped express only. F.O.B. Chicago and subject to change without notice • 25% deposit with order balance C.O.D. Write for complete description.

BOULEVARD ELECTRONICS

1229 W. Washington Boulevard, Chicago 7, Illinois

GET INTO ELECTRONICS

You can enter this uncrowded, interesting field. Defense expansion, new developments demand trained specialists. Study all phases radio & electronics theory and practice: TV; FM; broadcasting; servicing; aviation, marine, police radio. 18-month course. Graduates in demand by major companies. H.S. or equivalent required. Begin Jan., March, June, Sept. Campus life. Write for Catalog.

VALPARAISO TECHNICAL INSTITUTE
Dept. TN Valparaiso, Ind.



**FREE 164 PAGE
1955 B-A CATALOG**

Complete guide to Everything in Radio, TV and Electronics for Dealers, Servicemen, Schools, Amateurs, Broadcasters, Public Utilities, Engineers, Experimenters, Factories and Laboratories.

BURSTEIN-APPLEBEE CO., 1012 McGEE ST., KANSAS CITY, MO.

THE LEAGUE EMBLEM

With both gold border and lettering, and with black enamel background, is available in either pin (with safety clasp) or screw-back button type. In addition, there are special colors for Communications Department appointees.

- ▶ Red enameled background for the SCM.
- ▶ Green enameled background for the RM, PAM or EC.
- ▶ Blue enameled background for the ORS or OPS.

THE EMBLEM CUT: A mounted printing electrotype, 5/8" high, for use by members on amateur printed matter, letterheads, cards, etc.

\$1.00 Each, Postpaid

AMERICAN RADIO RELAY LEAGUE

West Hartford 7, Connecticut

IARU News

(Continued from page 58)

- France: R.E.F., BP 26, Versailles (S & O)
Germany (DL2 calls only): Via Great Britain
Germany (DL4 calls only): DL4 QSL Bureau, APO 757, % Postmaster, New York, N. Y.
Germany (DL5 calls only): Via France
Germany (other than above): D.A.R.C., Postbox 99, Munich 27
Gibraltar: E. D. Wills, ZB21, 9 Naval Hospital Road
Great Britain (and British Empire): A. Milne, 29 Keechill Gardens, Hayes, Bromley, Kent
Greece: C. Tavaniotis, 17-A Bucharest St., Athens
Greenland: APO 858, % Postmaster, New York, N. Y.
Grenada: VP2GE, St. Georges
Guam: G.R.A.L., Box 145, Agaña, Guam, Marianas Islands
Guantanamo Bay: William Hamm, KG4AF, NAS, Navy 115, Box S, F.P.O., New York, N. Y.
Guatemala: Manuel Gomez de Leon, P.O. Box 12, Guatemala City
Haiti: Roger Lanois, % R.C.A., P.O. Box A-153, Port-au-Prince
Hong Kong: Hong Kong Amateur Radio Transmitting Society, P.O. Box 541, Hong Kong
Hungary: H.S.R.L., Postbox 185, Budapest 4
Iceland: Islenzkir Radio Amatorar, P.O. Box 1080, Reykjavik
India: Box 1, Munnar, Travancore, S. India
Indonesia: P.A.R.I., P.O. Box 222, Surabaya, Java
Israel: I.A.R.C., P.O. Box 4090, Tel-Aviv
Italy: A.R.I., Via San Paolo 10, Milano
Jamaica: Thomas Meyers, 122 Tower St., Kingston
Japan (JA): J.A.R.L., Box 377, Tokyo
Japan (KA): F.E.A.R.L., P.O. Box 111, APO 500, % Postmaster, San Francisco, Calif.
Kuwait: Doug Taylor, MP4KAA, Box 54, Kuwait, Persian Gulf
Lebanon: RAL, B.P. 1202, Beyrouth
Libya: See Tripolitania
Luxembourg: G. Berger, 40 rue Trevires, Luxembourg
Macao: Via Hong Kong
Madeira: Via Portugal
Malaya: QSL Manager, P.O. Box 600, Penang
Malta: R. F. Galea, 20, Collegiate Street, Birkirkara
Mauritius: V. de Robillard, Box 155, Port Louis
Mexico: L.M.R.E., Liverpool 195-A, Mexico, D.F.
Montserrat: VP2MY, Plymouth
Morocco: A.A.E.M., P.O. Box 2060, Casablanca
Morocco: (Tangier International Zone only): P.O. Box 150, Tangier
Mozambique: Liga dos Radio-Emissores, P.O. Box 812, Lourenco Marques
Netherlands: V.E.R.O.N., Postbox 400, Rotterdam
Netherlands Antilles (Aruba): Postbox 80, San Nicolas, Aruba
Netherlands Antilles (Curacao): Postbox 383, Willemstad, Curacao
Netherlands East Indies: Hr. C. Loze, PKILZ, Burg. Kuhrweg, 47 Bandoeng, Java
New Zealand: N.Z.A.R.T., P.O. Box 489, Wellington C1
Nicaragua: L. B. Satres, Bolivar Ave., 106 Managua
Northern Rhodesia: N.R.A.R.S., P.O. Box 332, Kitwe
Norway: N.R.R.L., P.O. Box 898, Oslo
Okinawa: O.A.R.C., APO 331, % Postmaster, San Francisco, Calif.
Pakistan: Box 2002, Karachi
Panama, Republic of: L.P.R.A., P.O. Box 1622, Panama
Paraguay: R.C.P., P.O. Box 512, Asuncion
Peru: R.C.P., Box 538, Lima
Philippine Islands: Elpidio G. DeCastro, Philippine Amateur Radio Assn., 2046 Taft Ave., Pasay City
Poland: Polski Zwizek Krotkofalowcow, P.O. Box 320, Warsaw
Portugal: R.E.P., Travessa Nova de S. Domingos, 34-1, Lisbon
Roumania: A.R.E.R., P.O. Box 95, Bucharest
Salvador: YS10, Apartado 329, San Salvador
Siam (Thailand): Frank Speir (W6FUV), Saha Thai, 4th Mansion, Raja Damnoen Avenue, Bangkok, Thailand
Singapore: P.O. Box 176, Singapore, Malaya
South Africa: S.A.R.L., P.O. Box 3037, Capetown
Southern Rhodesia: R.S.S.R., Box 2377, Salisbury

(Continued on page 158)

HARRISON - VALUE HQ SINCE 1925!

NEW 90 METER AND 40 METER SHORTDUBLET

Designed to supply a loading circuit in less than half the normal length of long wire antennas! With a Short-dublet coil in each leg of an 80 meter center fed antenna, only 62 to 68 feet—TOTAL LENGTH—is required! For 40 meters, only 32 feet is needed! An antenna farm with "Shortdublet" coils!
Net per set (each band) **14.95**

NEW! "WALL" LP-37 TORCH


New LP (liquid petroleum) torch for light or heavy soldering. Includes disposable fuel tank, torch, 2 sizes burner tips and complete instructions—\$5.88 (Shipped by express only)



2400-HOUR CLOCK
\$11.88
110 V. 60cy
(plus 1.19 F.E.T.)

Self starting clock with big 10 inch dial and sweep second hand. Instantly tells what time it is in any part of the world. Direct reading, finish, chrome bezel.

NEW! TELREX



40 METER BEAMS


Topping their recent 20 meter "Mini-Beam" design achievements, TELREX now announces 3 new "Beamed Power—Perfect Match" 40 meter arrays.

MODEL 420—
2 Element—40 Meter "MINI-BEAM". 3"x13 ft. reinforced dural boom with 41 ft. elements. 3.4 db gain; 14 db F/B ratio. Link coupled to 52 ohm co-ax by means of SO-259 connectors. Wgt. approx. 44 lb. **AMATEUR NET \$180.00**

MODEL 402—
2 Element—40 Meter Full Size. 3"x13 ft. reinforced dural boom. 1/2 wave elements. 5.6 db gain; 16 db F/B ratio. 52 ohm co-ax feedline. Wgt approx. 60 lbs. **NET \$275.00**

MODEL 403—
3 Element—40 Meter Full Size. 3"x29 ft. reinforced dural boom. 1/2 wave elements. 8.3 db gain; 19 db F/B ratio. 52 ohm co-ax feedline. Wgt. approx. 92 lbs. **NET \$330.00**
Write for free spec sheet describing these and other popular TELREX beam antennas

ROTATE YOUR BEAM



FOR ONLY...
\$5.95

Attach your beam to this heavy duty turntable—put it on top of your pole, tower, or roof—run light rope or cable from your shack or window up to the ends of the flexible drum cable—and you can turn your beam a full 360°!

Sturdy welded steel construction—10"x11" top plate turns on 7" diameter ball thrust bearing (easily supports a 200 lb load). Hollow shaft (to pass co-ax cable) turns in two lateral bearings. Non-jam pulleys and drum of dural Weather resisting enameled inside and out. Mounting area; 8 1/2"x11"—Weights 17 lbs. Formerly sold at \$21.90 (\$36.50 list), Harrison brings you a limited quantity at only \$5.95! All are brand new, in original Premax packing


Small

PROP PITCH ROTATORS

Harrison has the desirable small ones (only 42 lbs.) will support and turn ANY combination of beam! 1 RPM. Reverses with SPDT switch. Modified, hash filtered, ready to run on 24 - 32 VAC. **RO-10 \$29.95**
Special 110 VAC xfmr **TF-30 \$7.95**

Choose Anything You Need - HARRISON HAS IT! EASY TERMS - ONLY 10% DOWN - TAKE UP TO 1 YEAR TO PAY

NEW! GONSET 500 WATT SSB LINEAR AMPLIFIER



Complete, ready to operate RF linear amplifier. Panel band-switching from 10 to 80 meters. Delivers 250W peak env. output on S.S.B. Includes all tubes and power supply—NEW LOW PRICE!

NEW! GONSET MONITONE

A new multi-purpose instrument designed for use as a code practice oscillator or as a phone or CW monitor. For 115 VAC operation—\$19.80 (Write for free spec. sheet)

SSB EXCITERS CENTRAL ELECTRONICS MODEL 10B


- 10 Watts Peak Output SSB, AM, PM and CW
- Multiband Operations using plug-in coils

Choice of grey table model, grey or black wrinkle finish rack model. With coils for one band.
Complete kit \$129.50
Wired and tested 179.50

MODEL 20A

- 20 Watts Peak Output SSB, AM, PM and CW
- Completely Bandswitched 160 thru 10 Meters
- Magic Eye Carrier Null and Peck Modulation Indicator

Choice of grey table model, grey or black wrinkle finish rack model.
Complete kit \$199.50
Wired and tested 249.50



NEW! B & W MATCHMASTER

A Dummy load, R-F Watt Meter, SWR Bridge. All in One.

Here's the ham shack tool you have been waiting for! 3 fine instruments in one 6"x8"x8" cabinet. Finished in blue hammertone, panel controls include 3 position switch and meter adjust knob. Available for 52 ohms (No 650) or for 72 ohms (No. 651)
Either type \$47.50

MULTI-POSITION COAXIAL SWITCH

Takes the Mess Out of Co-ax Switching
Equipped with 5 SO-239 connectors for selecting any one of five 52 or 72 ohm lines. Handles 1 Kw. Housed in a single hole mounted, 4" dia. aluminum case. **Model 550 \$13.85**



Trade-Ins?...
Certainly!...
Harrison is always eager to match or top any deal! And you will get better service, too!
Come on in!
73,
Bill Harrison, W2AVA

HARRISON

"Ham Headquarters Since 1925"

225 GREENWICH STREET
NEW YORK 7, N.Y.

PHONE ORDERS - BARCLAY 7-7777
JAMAICA STORE: Hillside Ave. at 145th St.

FREE! HARRISON HAM-A-LOG

A post card request puts your name on our mailing list to receive future copies of this popular catalog.

SINGLE SIDEBAND

for the Radio Amateur

\$1.50

U. S. A. Proper
\$1.75 Elsewhere

A digest
of authoritative
articles on amateur
radio single sideband



*Now
Available*

Copies of this brand-new ARRL publication, a digest of the best SSB articles that have appeared in QST, now are available from your dealer or direct from ARRL.


The amateur planning to break into Single Sideband operation, as well as the amateur already using SSB, will find this publication indispensable. Starting with an introduction to Single Sideband, the text is carefully organized to cover such subjects as Modulators, Phasing, Linear Amplifiers, VFO's, Voice Control Break-In, and includes not only discussions of theory, but plenty of practical how-to-build-it descriptions of equipment. The entire area of Single Sideband is covered, reception as well as transmission. Order your copy now.

PUBLISHED BY THE AMERICAN RADIO RELAY LEAGUE

SKY **HY-LITE** CASTER

New
**COMPLETELY
 PRE-TUNED
 READY-TO-USE**
 20 - 15 - 10 - 6 - 2 meter
ROTARY BEAMS

WRITE
 FOR FREE
 COMPLETE
 CATALOG
 XS-12






HY-LITE *Antennae* INC.
 Makers of Fine Antennas for AMATEUR · FM · TELEVISION
 242 EAST 137th ST., N.Y.C. 51, N.Y.

*Another
 Master
 Must!*

NEW! MASTER-MATCHER! WITH BUILT-IN FIELD STRENGTH METER . . .

**AUTOMATICALLY TUNES THE
 ENTIRE BAND . . . FROM THE DRIVERS SEAT!**




Here! — the latest, most valuable instrument for all Hams! The remote controlled band-matcher tunes your mobile antenna to exact operating frequency. Just flip the switch, presto! . . . the Master-Matcher goes to work! QSY in any particular band without jumping out of your car to adjust the antenna loading coil. No guesswork! . . . built-in **FIELD STRENGTH METER**. Peak performance from your antenna! The panel light automatically indicates when roller is at minimum inductance position. Available in 6 and 12 volt models.....

Complete
 Net **24⁹⁵**



Master Mobile Mounts, Inc.
 1306 BOND STREET · LOS ANGELES 36, CALIFORNIA

AT LEADING
 RADIO JOBBERS
 EVERYWHERE



QST BINDERS

Are your 1954 QSTs scattered around your shack? If so, get a QST Binder and file them away neatly for future reference. While you're at it, start the New Year right by obtaining another Binder in which to preserve those interesting 1955 issues to come.

Price **\$2.50** postpaid

Available only in the United States and Possessions

- Holds 12 issues of QST
- Opens to any page and lies flat
- Protects and preserves your copies
- QSTs always available for reference


The **AMERICAN RADIO RELAY LEAGUE, Inc.**
WEST HARTFORD 7, CONN.

UP TO DATE . . .

THE 32nd edition of the Radio Amateur's LICENSE MANUAL is complete, up to date, and revised to include the latest information on amateur licensing. Contains the new mail-examination regulations, all the dope on frequency privileges for the various classes of amateur licensees, details of the U.S.-Canada Reciprocal Operating Agreement, current FCC examination schedule and code-practice schedules. A useful manual for all, newcomer and oldtimer alike.

Order YOUR copy today


PRICE **50¢** POSTPAID



ALL the dope between two covers... complete and easy to understand

- NOVICE
- TECHNICAL
- CONDITIONAL
- GENERAL
- EXTRA-CLASS

The **AMERICAN RADIO RELAY LEAGUE, Inc.**
WEST HARTFORD 7, CONN.



Mail this coupon for full information

A favorite ham mike for 20 years...the TURNER 22X

▲ Here's why. Hams need an accurate pickup and a response to voice that's crystal clear to get through—especially on today's crowded ham bands. The famous Turner 22X gives them just that. The high quality humidity protected crystal in the 22X comes in a shock proofed mounting—gives you faithful reproduction under all operating conditions. The frequency response is 60 to 9000 cps; output level —52 db.

The Turner 22X is a convenient mike, too. The head tilts a full 90° for semi- or non-directional operation. Has a standard 3/8" —27 coupler mounting. Comes complete with 7-ft. removable cable set. Is also available with a dynamic interior (Model 22D) or a ceramic interior (Model 22C).

TURNER MODEL 22X, CRYSTAL LIST PRICE. \$24.75

The TURNER Company, 917 17th Street, NE, Cedar Rapids, Iowa

Gentlemen: Please send me complete information on your Models 22X, 22D and 22C microphones.

Name.....

Address.....

City.....State.....

IN CANADA:
Canadian Marconi
Co., Toronto, Ont.
and Branches
EXPORT:
Ad. Auriema, Inc.,
89 Broad Street,
New York 4, N. Y.

An Open Letter to Hams About Antennae

(Refer to page 121 — Oct. '54 issue — QST)

WE HAVE been told in many ways that our rig is no better than the skyhook we tie it to. We try for maximum transfer of energy for transmitting as well as for receiving the other o.m.! These are true facts and especially vital to us, but we string up the best wires we can regardless of their effect upon one another because we want to work more than one band — especially when one goes out! What then is our problem? To design and build a *SINGLE* antenna which shall be erected in the smallest possible space over the best ground we can produce; which will give us maximum transfer of energy for both transmitting and receiving; using one feed line; and enable us to work not one, but four or more bands without loading coils or capacitors at the antenna; without special relays; or *WITHOUT HAVING TO MAKE ANTENNA ADJUSTMENTS!* This would be the ideal skyhook, especially in most cases, if the radiation could be the same in all directions. It sounds *IMPOSSIBLE*. But it is being done *now* through a principle known as *ELECTROMAGNETIC DECOUPLING* and these antennae are available to you in six different models at a far lower cost than you could produce your own even if you had a complete workshop and the many different materials required!

ONE of the antennae, for example, is the A.E.C.'s V-37 which comes in two models — Deluxe and Economy. With this antenna, several ground radials and 50-ohm coax you are *AUTOMATICALLY* on 75/80, 40, 20, 15, 11 and 10 meters *as fast as you can change your transmitter* — and with absolutely no adjustments of any kind at the antenna!

THE price for the Deluxe V-37 is \$299 while that of the Economy V-37, where *you* supply guy-wires, radials and other immediately-available material (which you may already have) is \$199! The rest of our story is told on Page 121 of the October issue of *QST*. Write us. You'll be glad you did!


ANTENNA ENGINEERING CO.

5021 West Exposition Boulevard
Los Angeles 16, California

Telephone: RPublic 4-7807

We are seeking alert amateurs who own our antennas to tell our story (including the Engineering Service we supply to all owners), to other interested amateurs in their own communities and we expect to pay well for this service. It can be a most profitable part-time occupation for you, and we suggest you communicate with us at once for the very interesting and important details we have for you as our sales-representatives.

Amperex Tubes DELIVER MORE POWER...LONGER LIFE... MORE FOR YOUR MONEY



Amperex JAN-type 5894

Special Features that make this tube the
OUTSTANDING SELECTION IN ITS CLASS

- Lower battery drain.
- High power gain.
- No external neutralization necessary.
- Zirconium coated molybdenum anodes for high overload capacity and lifetime gettering action.

The 5894 is a UHF and VHF twin tetrode for wide-band operation, RF amplifier, modulator, frequency multiplier service and wide-band oscilloscopes. Considerably reduced capacities provide higher resonant frequencies. Single cathode and screen grid construction results in low RF degeneration, therefore low drive required. Self-neutralized over entire band. Only 4" x 1 $\frac{1}{2}$ ". This tube has proved to be outstanding with 5 years of actual mobile operation.

NEW ICAS RATINGS

PLATE VOLTAGE.....750 volts
ANODE DISSIPATION.....45 watts
HALF FILAMENT BATTERY DRAIN
ON "STANDBY"

ACTUAL MEASURED POWER OUTPUT

PUSH-PULL OPERATION

144 Mc.....85 watts
220 Mc.....85 watts
420 Mc.....60 watts




Amperex type 6155—Tetrode

Replaces old type 4-125A. Features heavy, zirconium coated graphite anode for high overload capacity. Powdered glass stem for strength eliminates external "heat-trap" base.

Amperex type 6156—Tetrode

Replaces old type 4-250A. Same features as 6155. Proven outstanding in high frequency communication and amateur service.



Amperex type 6360—Twin Tetrode

High Power At Low Cost! A small, low-cost, efficient twin tetrode, (only 3" x $\frac{7}{8}$ "). Highly efficient for operation at up to 200 Mc. Excellent frequency multiplier for 2 meter and 220 Mc bands.

Amperex type 866AX—Rectifier

Rigidly controlled mercury pressure insures a more rugged, more stable, more efficient tube with longer operating life.



Available From Your Local
Radio Parts Distributor

AMPEREX ELECTRONIC CORP.
230 Duffy Avenue, Hicksville, Long Island, N. Y.


In Canada: Rogers Majestic Electronics Ltd.
11-19 Brantcliffe Road, Leaside (Toronto 17)



I GOT BIT BY THE SINGLE-SIDEBAND BEE!




Ratings given are average DC power input



De Luxe
"Phasemaster-Jr."

A complete 50 watt exciter-transmitter for SSB, AM, PM & CW. Wired and tested with tubes and power supply. **\$194.50**




"Phasemaster-Jr."

A complete 50 watt exciter-transmitter for SSB, AM, PM & CW. Wired and tested but less tubes and power supply. **\$92.50**
KIT FORM \$74.50

POWER AMPLIFIER P-500

A completely shielded, wired and tested linear amplifier - 2 knob tuning, tunes 80 thru 10 meters - NO plug in coils or band-switching - supplied with built in filament supply and tubes - matches 52 - 600 ohm antennas - Less HV supply, 500 watts **\$197.50**



Class B Linear Amplifier



INDUSTRIES


MANUFACTURERS OF PRECISION ELECTRONIC EQUIPMENT

408 COMMERCIAL STREET P. O. BOX 163 MANITOWOC, WISCONSIN


New FREED COMPONENTS for HI-FIDELITY AMPLIFIER PROVIDE IMPROVED PERFORMANCE

This Freed circuit incorporated several changes from the original Williamson circuit to provide optimum performance at high and low frequency extremes. It is rated at 10 watts with triode connected output tubes. However, by connecting the screen grids of these tubes to taps provided on the Freed KA-10 output transformer, it is possible to double the power output for a given distortion percentage. Recommended power supply is choke-input type with a two-section L-C filter to maintain constant D.C. output and to improve filtering to the voltage amplifiers.

The required 550 volts AC for the rectifier can be furnished by a Freed KP-10 power transformer.



- FREED KP-10 POWER TRANSFORMER
- FREED KA-10 OUTPUT TRANSFORMER
- FREED KC-10 FILTER REACTOR
- FREED KC-11 FILTER REACTOR



A DETAILED TECHNICAL SHEET AND PARTS LIST IS AVAILABLE ON REQUEST ASK FOR BULLETIN NO. 5402

FREED TRANSFORMER CO., INC.

1703 Weirfield St.,
Brooklyn (Ridgewood) 27, N.Y.

ELECTRONS, INCORPORATED

127 SUSSEX AVENUE

NEWARK 3, N. J.


Inert gas rectifier and thyratron tube specialists since 1928. Write for our "Engineering Manual and Catalog" on your company's letterhead.

HERE IS AN EFFECTIVE HIGH PASS FILTER TO SUPPRESS TELEVISION INTERFERENCE!

The Regency Model HP-45 High Pass Filter is a constant "K" type filter with a cut-off frequency of approximately 45 mc. in a 300 ohm balanced line.

Attenuation at 29 mc. is approximately 20db. At frequencies of 14mc. and below, the attenuation is 40db. or more.

Signals above 55mc. are passed through the filter without loss. Simple to install--full instructions included with each unit.




Regency

MODEL HP-45

REGENCY Division of I.D.E.A., Inc., Indianapolis 26, Ind.

AMATEUR NET, ONLY 99c

THERE'S MONEY IN Commercial Mobile-Radio Maintenance with 2nd Class Ticket and LAMPKIN METERS!



LAMPKIN 105-B MICROMETER FREQUENCY METER. Heterodyne type, uses only one crystal to measure all transmitters 0.1 to 175 mc., crystal-controlled transmitters to 500 mc. Precision CW signal generator for receiver final alignment above 20 mc. Weight 12½ lbs. Width 13". Price \$220.00.

NOW Check Frequency and FM swing to 500MCI

MAIL COUPON TODAY!



LAMPKIN 205-A FM MODULATION METER. Tunable 25 to 500 mc. in one band. Direct indication of peak voice deviation, 0-25 kc. positive or negative. Relative field-strength meter. Built-in speaker. Weight 14 lbs. Width 12¼". Price \$240.00.

LAMPKIN LABORATORIES, INC.
Mfg. Division, Bradenton, Florida

Please rush me more dope on the 105-B and 205-A.

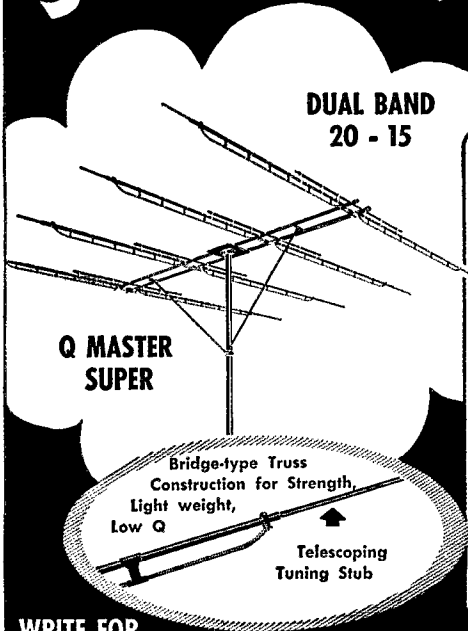
Name

Address

City State

LAMPKIN LABORATORIES, INC. BRADENTON, FLORIDA

3 NEW STARS in the ANTENNA SKY



DUAL BAND
20 - 15

**Q MASTER
SUPER**

Bridge-type Truss
Construction for Strength,
Light weight,
Low Q

Telescoping
Tuning Stub

WRITE FOR
BROCHURE

Call Jim Halliday, W7QJ on 15 or 20

Q MASTER

COMPACTED PRE-TUNED BEAMS

	Q MASTER Twin EL	*Q MASTER Tri EL	****Q MASTER Super
No. of Elements	2	3	4
Approx. Forward Gain*	4.8db	7.4db	8.2db
Approx. F/B Figure	15db down	29db down	35db down
Overall EL	20'	20'	20'
Length Boom	7'	12'	24'
Approx. Weight	12.5 lbs.	18.0 lbs.	28.0 lbs.
Price	\$59.50	\$78.50	\$99.50

* As measured against reference dipole.

Q MASTER beams are the NEW concept of multi-element antenna design. All elements are dual-conductor, truss designed, making for light weight, great strength and broad-band electrical properties, making possible large frequency excursions while maintaining a relatively low standing wave ratio change. All insulation is of Polystyrene or Poly-ethylene. Double booms are diagonally braced for stability. All three Q MASTER models may be used on both the 15 or 20 meter bands. All models PRE-TUNED — For complete details, write for brochure.

"BETTER BY RESEARCH"

Halliday Moeck Company Salem Oregon

Be *Sure* of Your Transmitter to Antenna Match with the new CoAx Ratiometer (S.W.R.)

Install a CoAx Ratiometer in the line between your transmitter and antenna (or tuner) and stop guessing at a proper match. In this new device, well-established principles are applied to produce a unique answer to the problem of measuring standing wave ratios. The result is a design of exceptional accuracy and simplicity.

There are no condensers to balance, no resistors in line to dissipate your power. The unit handles frequencies from 2 to 200 MCS, power loads from 10 to 1000 watts (so it can't be overloaded). Rugged construction, but so compact it can easily be permanently installed inside your transmitter. Free mounting bracket included with every unit.

Sensing unit may be purchased with or without the easy-to-read remote indicator. Complete instructions include how to make your own remote indicator. See your favorite distributor today. If he hasn't heard about the CoAx Ratiometer, send us his name and your check. We'll ship direct to you, postpaid. 73-W81J

UNIVERSAL SERVICE

114 N. Third St.

Columbus 15, Ohio



Model KW-4
Specify 52 or 72 Ohm
CoAx Unit and Switch Box

\$27.50



Model KW-4M
Specify 52 or 72 Ohm
CoAx Unit with Meter

\$47.50

Full One Year Warranty
on Both Models

The
Christmas Gift
that
Lasts All Year
QST

He won't turn up his coat collar to hide it.
He won't have to exchange it for one with longer sleeves.
He won't read it once and shove it out of sight.
It won't shrink.
And he'll like it whether he smokes or not.

QST is the one present that's always suitable, always welcome—a monthly reminder that you think enough of him to give him something he really wants.

Twelve issues of QST and a year's membership in A.R.R.L.

\$4.00 in U.S.A. and Possessions
\$4.25 in Canada
\$5.00 elsewhere

Of course the Christmas Card we mail him shows that the gift is from you

AMERICAN RADIO RELAY LEAGUE
38 LaSalle Rd. West Hartford 7, Conn.

(Continued from page 148)

Spain: U.R.E., P.O. Box 220, Madrid
St. Vincent: VP2SA, Kingstown
Sweden: S.S.A., Stockholm 4
Switzerland: U.S.K.A., Postbox 1203, St. Gallen
Syria: P.O. Box 35, Damascus
Trieste: P.O. Box 301, Trieste, F.T.T.
Trinidad: John A. Hoford, VP4TT, P.O. Box 554, Port-of-Spain
Tripolitania: 5A2TZ, Box 372, Tripoli
Uruguay: R.C.U., P.O. Box 37, Montevideo
U.S.S.R.: Central Radio Club, Postbox N-88, Moscow
Venezuela: R.C.V., P.O. Box 2285, Caracas
Virgin Islands: Richard Spenceley, Box 403, St. Thomas
Yugoslavia: S.R.J., Postbox 48, Belgrade

How's DX?

(Continued from page 66)

CM1RU, EA6AX, FA8IH, HC1FG, KL7s ARZ AYM BEZ, LU5DBD, OA5N, Tls 2RKL 2WLC 5CAP 5RM 8FG, VK9RM, YN1MX, YV5BD and ZL2BE.

Eighty c.w. provided DU7SV (25), JA1CR (24) and KG6GX (25) for W7JLU. K2BZT picked up many Europeans, EL2X (5) 0-1 EST, KV4AA twice, LU1ZS (13) 0 and YV1AD (12) 19-20. 80-meter doings at random points—W2ESO: heard ZD2DCP (7) 22-23 EST, worked VKs 2QL 3AHH, VP4LZ. W4CEN: nailed that ZD2. W9APY/6: an IU "Z" feller, PY6AK. VP8BE was W4BRB's 113th 3.5-Mc. DXCC-style country; VE1ZZ also passed the 80-meter century mark.

Fifteen 'phone rode the erratic m.u.f. crest in such fine style that 21-Mc. converts popped up by the dozens. A 4-hour-and-20-minute WAC is included in this W4DOU roster: CN8MM 14 EST, a DL1 and G5, VP3YG 14, a W7, ZC4JA 11-12, ZL2LV 16 and 4X4BL 10-11, all on 'phone. Ross also caught ELs 10A 12A, VQs 2PL 4EZ and ZE2JE. Heard to be active on 21-Mc. A3 by W4DOU but still sought are FB8BC, FQ8AT, FR7ZA, VK9BS, VQs 5EK 6LQ 8CB, VS1FE, YI5AM, ZBs 1AUV 2A, ZCs 4AD 7BB, ZDs AB AC (100) and 4S7YL. W9RBI's first tangle with 15 meters netted CR6BH, a ZL and 4X4BL. LU8DB collided with EA8AC and SV8WO. CP5AB, CX5AF, VP2KB, VQ4RF, YN1AA, YS1RA and ZP5AM gave in to W4UWC. W6ZZ's 21-Mc. log reveals CE2EH, HC1LV, KV4BD, PJ2AO, T2BX, VKs and ZLs galore, VP6WR, ZS6D and enough maritime mobiles to clinch him MIM-diploma No. 79. CB4BP (242), CN8s CS CX, EL3A, OK1KTL, VP5SC, VQ2DT and ZS9G (310) are recommended by NNRC.

So there you are. The bands are jumpin'—pick your megacycle, throw the switch, and let the prefixes fall where they may!

HAMFEST CALENDAR


NEW YORK—The Yonkers Amateur Radio Club will hold its 5th annual Hamfest-Dinner on Friday, December 3rd, 7 P.M., at Schmidt's Farm Restaurant, Fort Hill Road (west of Central Park Ave.), Greenburgh, N. Y. The Dinner will be a choice of turkey or swordfish steak. There will be a good time in store for all, with flowers for the YLs and XYLs. A dance will also be held. Tickets are \$4.50 each and may be ordered in advance from the club treasurer, Kern Bowyer, W2GHH, 1 Midland Gardens, Bronxville 8, N. Y. Make checks payable to Kern Bowyer. No tickets will be sold at the door.

MEMBERSHIP CHANGES OF ADDRESS

Four weeks' notice is required to effect change of address. When notifying, please give old as well as new address. Advise promptly so that you will receive every issue of QST without interruption.



MASTER MECHANIC PORTABLE LIGHT PLANTS PUSH BUTTON START



AC Plant 600-700 Watts—115 v. 60 cyc. Powered by a rugged 2 hp. easy starting Briggs gas engine. No wiring necessary; just plug in and operate. Plenty of current for receivers, transmitters, antenna motors, emergency lights, etc. which require up to 700 Watts. Ideal for radio amateurs, Civil Defense, trailers and camps. Complete with Voltmeter and built-in winding to charge 6 v. auto batteries.

(Item 24)
Item 24. Wt. 75 lbs. Be prepared if war or storms knock out power lines. **\$143.50**
700-800 Watt Plant (Item 44) same as above but with larger engine & greater capacity. **\$169.95**
1000-1200 Watt Plant (Item 45) same as Item 24 but with larger generator and engine—50% greater output **\$199.50**

We make all sizes up to 25,000 Watts. Write for information.

Send 10¢ for big 1955 Catalog. Free with order.

Prices f.o.b. factory. Money back guarantee. Send check or M.O.

Master Mechanic Mfg. Co., Dept. 33-J, Burlington, Wis.

HAM-ADS

(1) Advertising shall pertain to radio and shall be of nature of interest to radio amateurs or experimenters in their pursuit of the art.

(2) No display of any character will be accepted, nor can any special typographical arrangement, such as all or part capital letters be used which would tend to make one advertisement stand out from the others. No Box Reply Service can be maintained in these columns.

(3) The Ham-Ad rate is 30¢ per word, except as noted in paragraph (6) below.

(4) Remittance in full must accompany copy. No cash or contract discount or agency commission will be allowed.

(5) Closing date for Ham-Ads is the 20th of the second month preceding publication date.

(6) A special rate of 7¢ per word will apply to advertising which, in our judgment, is obviously non-commercial in nature, and is placed and signed by a member of the American Radio Relay League. Thus, advertising of home file surplus equipment owned, used and for sale by an individual or apparatus offered for exchange or advertising inquiring for special equipment, if by a member of the American Radio Relay League take the 7¢ rate. An attempt to deal in apparatus in quantity for profit, even if by an individual, is commercial and all advertising by him takes the 30¢ rate. Provisions of paragraphs (1), (2) and (5), apply to all advertising in this column regardless of which rate may apply.

(7) Because error is more easily avoided, it is requested signature and address be printed plainly. Typewritten copy preferred.

(8) No advertiser may use more than 100 words in any one issue nor more than one ad in one issue.

Having made no investigation of the advertisers in the classified columns, the publishers of QST are unable to vouch for their integrity or for the grade or character of the products or services advertised.

QUARTZ—Direct importers from Brazil of best quality pure quartz suitable for making piezo-electric crystals. Diamond Drill Carbon Co., 248 Madison Ave., New York City 16.

MOTOROLA used communication equipment bought and sold. W5BCO, Ralph Hicks, 204 E. Fairview, Tulsa, Okla.

SUBSCRIPTIONS, Radio publications. Latest Call Books, \$3.50. Mrs. Earl Mead, Huntley, Montana.

WANTED: Cash or trade, fixed frequently receivers 28/42 Mc. W9YIV, Troy, Ill.

WANTED: All types of aircraft radios, receivers and transmitters. Absolutely top prices. Dames, W2KUW, 308 Hickory St., Arlington, N. J.

WANTED: Early wireless gear, books, magazines and catalogs. Send description and prices. W6GH, 1010 Monte Drive, Santa Barbara, Calif.

CODE slow? Try new method. Free particulars. Donald H. Rogers, Ivyland, Penna.

POSTCARD brings you free information on our new Amateur Desk Signs and money-saving club purchase plan. Hawkins Distributing Co., Paquetuck Terr., East Moriches, N. Y.

URGENTLY need AN/APR-4 items. New high prices. Littell, Far Hills Branch, Box 26, Dayton 9, Ohio.

RK-4D32, brand new, \$17.50 postpaid. W5AXI.

HOTTEST Ham List in the nation! Trade-ins and closeouts of all leading Amateur brands including Collins, National, Johnson, Hallcrafters, Gonset, Elmac, Morrow, Harvey-Wells, RME, Millen, Meissner, Soudat. We trade and offer our own time payments tailored-made for you. All leading brands of new equipment in stock. Write for latest bulletin. Stan Burghardt, W6WBJ, Burghardt Radio Supply, Inc., Box 41, Watertown, South Dakota.

NEED ARC-11 Bill O'Connell, 4908 Hampden Lane, Bethesda, Maryland.

WANTED: BC-348 receiver. W. Richards, 4908 Hampden Lane, Bethesda, Md.

NEED: ART-13. R. Ritter, 4908 Hampden Lane, Bethesda, Maryland.

TRANSFORMERS while they last! 50VCT @ 90 mile with 6.3VCT @ 3 1/2 A. cased, \$2.00 each; 700VCT @ 90 mile with 6.3VCT @ 3 1/2 A. cased, \$2.20 each; 5260VCT @ 1/2 amp. ICS, \$40.00 each. Grand Transformers, Inc., 226 Washington St., Grand Haven, Michigan.

WANTED: March, May, June 1916 QST. Sell four or more QST's 1930 to date, 25¢ each. W6MCK, 1022 N. Rockhill Rd., Rock Hill 19, Mo.

TELESCOPIC Aluminum tubing: All sizes; 3/4" x .058 wall, 12¢ per ft., 1/2" x .058 wall, 14¢ per ft.; 5/8" x .058 wall, 22¢ per ft. All sizes stocked. Handy Tool, Inc., P. O. 142, Tilton, N. H.

WANTED: Cash paid for BC-610 xmitters and BC-221 frequency meters. In addition we buy technical manuals. Also TCS sets, R5A@ ARN-7, ART-13, DY-17, others. Amber Company, 393 Greenwich St., New York 13, N. Y.

DON'T Fail! Check yourself with a time-tested Surecheck Test. Notice, \$1.50; General, \$1.75; Amateur Extra, \$2. Amateur Radio Supply, 1013 Seventh Avenue, Worthington, Minn.

MICHIGAN HAMSI Amateur supplies, standard brands. Store hours 0800 to 1800 Monday through Saturday. Roy J. Purchase, W8RP, Purchase Radio Supply, 605 Church St., Ann Arbor, Michigan. Tel. No. 8-8696, No. 8-8262.

WANTED: Bargains in transmitters, receivers, laboratory and test equipment, also miscellaneous and unusual gear, etc. What have you? Please state price desired. Especially interested in husky power supplies, large filter chokes and condensers, etc. Also need plate transformers putting out about 4,000 V or more each side center. Harold Schonwald, W5ZZ, 718 North Broadway, Oklahoma City 2, Oklahoma.

QSLs, SWLs? Finest and largest variety of samples 25¢ (refunded). "Rus" Sackers, W8DED, P.O. Box 218, Holland, Mich. (Subscriptions, renewals accepted, appreciated all radio magazines).

QSL's, SWL's. Fair prices for excellent quality cards. Eleven styles for you to choose from. Samples, 10¢. Almar Printing Service, 423 Barker Bldg., Omaha, Nebraska.

QSL's-SWL's Meade W6KXL, 1507 Central Avenue, Kansas City, Kans.

QSL-SWLs, 10¢, \$2.85 and up. Samples 10¢. Griffith, W3FSW, 1042 Pine Heights Ave., Baltimore, Md.

DELUXE QSLs. Petty, W2HAZ, Box 27, Trenton, N. J. Samples, 10¢.

QSL-SWLs, Samples, free. Bartinoski, Houlton, Me.

QSLs, Samples free. Albertson, W4HUD, Box 322, High Point, N. C.

QSLs! Two colors, \$2.00 hundred. Samples for stamp. Kosedale Press, Box 104, Asher Station, Little Rock, Ark.

QSLs "Brownie." W3CJI, 3110 Lehigh, Allentown, Penna. Samples 10¢; with catalogue, 25¢.

QSLs! Taprint, Union, Mississippi.

QSLs, Samples, 10¢. C. Fritz, 1213 Briargate, Joliet, Illinois.

QSLs: Beautiful blue, silver and gold on white glossy stock; \$3.85 per 100. Two-day delivery. Satisfaction guaranteed. Rush order and get surprise of your life. The Constantine Press, Bladensburg, Md.

QSL-SWL cards, Sensational offer, Bristol stock 500 1 color \$3.95. 2 color \$4.95, 3 color \$5.95. Super gloss \$1.25 extra. Rainbow cards. Samples. QSL Press, Box 71, Passaic, N. J.

QSL samples. Dime, refunded. Roy Gale, W1BD, Waterford, Conn. QSLs. Postcard brings samples. Fred Leyden, WINZJ, 454 Proctor Ave., Revere 51, Mass.

QSLs Personalized. 150, \$2.00. Samples, 10¢. Bob Garra, Lehighton, Penna.

QSLs-SWLs, as low as \$1.50 per color. Samples dime. Stronberg, P.O. Box 151, Highland Station, Springfield, Mass.

QSLs-SWLs. Free samples. The Backus Press, C. Backus, 5318 Walker Ave., Richmond, Va.

QSLs, samples dime. Printer, Corwith, Iowa.

WESTERN Hams, order your QSLs in the west. Save time, save money. Personal Prints, P.O. Box 64553, Los Angeles 64, Calif.

QSLs, Postcard brings samples. Fred Leyden, WINZJ, 454 Proctor Ave., Revere 51, Mass.

QSLs-SWLs, Samples 10¢. Malgo Press, 1937 Glendale Ave., Toledo 14, Ohio.

QSLs! Advanced designs! Reasonably priced! Samples 10¢. Tooker Press, Lakehurst, N. J.

QSLs: New designs. Samples. Besesparis, W3QCC, 207 S. Balliet St., Frackville, Pa.

QSLs! One the very best! Oscar Craig, P.O. Box 157, Newark, Arkansas.

W6HTN, Riesland, prints QSLs. \$1.00 for 100.

CANADIAN QSLs, Snappy samples for stamp. Beynon, VE3WV, Collingwood, Ont. Can.

QSLs! Want 'em fast? Reasonably priced? Cleanly printed? "Super-speed Specials" are the answer. Dozen samples, 10¢. Robinson, W9AYH, Dept. U, 12811 Sacramento, Blue Island, Ill.

QSLs-SWLs. Rainbows, Cartoons, Others. Reasonable. Samples 10¢ (refunded). Joe Harms, W2JME, 225 Maple, North Plainfield, N. J.

QSLs distinctively different. Postpaid. Samples free. Roland J. Dauphinee, W1KMP/6, Box 78374, Los Angeles 16, Calif.

UNUSUAL! Vivacious! Illustrated QSLs, typolithographed, Free samples. WAT, Box 128, Brecksville, Ohio.

COMMUNICATIONS Engineers and Technicians! Excellent salaries, minimum requirements. Engineer: Graduate with 3 years experience. Technician: 2 years school in communications and 5 years experience. Require installation, adjustment, and maintenance experience with communication receivers and associated terminal equipment. Also, men with similar experience with high-powered transmitters, antennas, transmission lines. Must be willing to travel in United States and overseas. Write: Page Communications Engineers, Inc., 710 Fourteenth St., N.W., Washington 5, D. C.

FOR Sale: Practically new RCA tape recorder, less than 30 days old, two speed, 1800 ft. plastic tape, \$135.00. W9LQI, Boyd, Ashton, Ill.

SURPLUS: RG-8/U cable 100 ft. \$5.95; 250 ft., \$13.25; 500 ft. \$25.00. New connectors, PL-259 and SO-239, 5 for \$2.00; new oil-filled condensers, 600 WVD, 2 mfd, 69¢, 4 mfd, 90¢, 7 mfd, 95¢, dual 8 mfd, \$1.95; 1000 WVD, 1 mfd, 69¢, 2 mfd, 90¢, 4 mfd, \$1.50; 8 mfd, \$3.25. AN/AP5-13 420 Mc. transceiver with 17 tubes, \$15.50. Postage extra. Request new bargain bulletin. Visit new store for thousands of unadvertised bargains. Wanted to purchase: Surplus radio equipment, Navy synchros. Lectronic Research Laboratories, 715-19 Arch St., Philadelphia 6, Penna.

COLLECTING War Dept. Technical Manuals, etc., in communications and electronics. What have you got? Write to: Bob Briody, 140 West 57th St. (1 RE), New York 19, N. Y.

GLOBE KING, 400 watts, like new, factory shielded, coils for 80, 40, 20 crystal mill and some extra tubes. Best offer over \$350.00. Clem Coggin, 232 Rose St., Jackson, Miss.

WANTED: RME VHF2-11. State condition and price. W3IEJ, 901 Perkiomen, Lansdale, Penna.

FOR Sale or swap: Collins ART-13, Autotune, in gud condx and operational, complete with low frequency exciter, crystal calibrator, speech amplifier, and instruction manual. Want: 32V2 or similar transmitter, W5VJR, 3404 South Atlanta Pl., Tulsa, Okla.

FOR Sale: National HRO-50-T 1 with coils A,B,C, and D, plus speaker, like new, best offer, Pietro Bomben, 1647 Langlois Ave., Windsor, Ontario, Canada.

SHOPPING Early? Jumbo lawn stake call sign, reflectorized aluminum \$2.75, mobile sign, Regular, \$1.50, Jumbo, \$2.00. Overnight service. Whitley, W2LPG, 133 Airside Ave., Long Branch, N. J.

NATIONAL NC57 rcvr, gud condx, new tubes, \$50.00. L. Blum, 47 N. Westgate Columbus 4, Ohio.

SELL: National HROSTA! rcvr, complete; coils, tubes, speaker, power supply; VHF152A, never used; DB22A, six months old, perfect condx. W2JIL, Box 62, Brooklyn 12, N. Y.

COLLINS 32V3, new condition, in original carton, \$600. 75A3, new, unused, with 800 and 3 Kc. mech. filter, xtal, calif., and speaker. Complete: \$500.00. F.o.b. Chicago, Ill. Richard Karl, 2836 Leland Ave., Chicago, Ill.

MISCELLANEOUS gear for sale. Call or write for list. Some free to local Novices or hams. Ross, Apt. 321, 1107 W. Green, Urbana, Ill. Tel. 7-3393.

SELL: 75A3, NFM and matching speaker, \$485.00; SX71, \$165.00; Eldico GDO, \$20.00; 28 Mc. xmitter with 6VDC dynamotor and relays, \$30.00. Snover, W2BZD, 511 N. Warner, Bay City, Mich.

TBS-50C, TVI'd, Viking VFO, power supplies, in excellent condx., deliver with 100 mt. Ex-W2VBP/4, 211 Longwood Court, Huntsville, Alabama.

SELL: 300 w. rig; 80-10 m., 812-A's, final, 811-A's mod; 28" rack, with power supplies, \$250.00. J. C. Mitchell, W2BHS, 195 Amherst-dale Road, Snyder 21, N. Y.

WANTED: Collins KW-1. State condition and price. Uncle Dave, W2APP, Ft. Orange Radio Distributing Co., Inc., 904 Broadway, Albany, N. Y.

VIKING I and Viking VFO, factory wired, TVI'd, like new. \$210.00 takes both of them. N.Y.C. area. Pioneer 2-2091.

S-76 with R-46A, \$150.00; Triplet 3256 wavemeter, \$10.00; Eldico line filter, \$5.00; Shure 505C mike, \$10.00; Heath GDO, \$12.00; Heath Antenna meter, \$10.00; Sonar low pass filter, \$7.50; Master All-band antenna with 40 and 80 coils, \$5.00; McIntosh A-116 amplifier, \$100.00; 6V-300V, 150 Ma. dynamotor, \$5.00. Fred S. Eggert, 11833 Wisconsin, Detroit 4, Mich.

TRADE TBS-50D for SX-25 or NC-57B or S-36A. W4ENQ.

COLLINS 30K-1, complete, in new condition, \$900; Motorola mobile FMT 30 DMS, 20 mtr., complete, \$275.00 f.o.b. FMT 75 DMS, 75 mtr. WITHAM, A. J. Brizzolari.

SALE: 170 watt c.w. xmitter, 6L6-813 power supplies included. Best offer over \$100.00. Lanny Poole, 344 Cliff Rd., Birmingham, Ala. bama.

BC-342 receiver, unconverted, \$65.00; RME 10-20 converter, \$45.00; V7M, Electronic design Model 100, \$20.00; 30 KV probe, \$5.00; Philco 7170 AM/FM signal generator, \$35.00; 500 watt final, rack, all bands with 812-H; B&W band switching grid turret, two meters, \$50.00; complete power supply, rack, 150V VDC, 300 Ma., \$35.00; Dynamotor, 250 VDC and 350 VDC, both 6 VDC inp., new; any good offer, all inquiries answered, W2PDH, Clark, 44 Lewis Lane, Syosset, L. I., N. Y.

FOR Sale: Office typewriter, mimeograph. Bargain priced. Local deal preferred. Samkofsky, 527 Bedford Avenue, Brooklyn, N. Y.

WANTED: A U.H.F. Resonator 3-element or Telrex 5-element 20-meter beam. Also, a 66 ft. whip. John Wilson, W8ZWX, Lawyer St Club, Ann Arbor, Michigan.

WANTED: Hammarlund Super Pro or other good recvr., perfect condx from New York ham. Call Ray Furr, Pl 3-7628, 349 East 49th St., New York 17, N. Y.

COMPLETE Mobile and home station: HQ-129X and spkr, very good condx.; Elmac 154H xmitter, used very little, extra cabinet for Elmac; A.C. supply for Elmac; two 450 volt 200 Ma. compact 6 or 12 volt Vibrationaps; push-to-talk Electro-Voice dynamic mike; complete W3GH slug-tuned mobile ant. and extras, cost \$40. Really works. Master Mobile body mount and coax cables; Dow-Key 6 volt coax relay and cables. Precision 954 analyzer and tube tester. Let's hear your offers fellows. W3PFD, 337 13th Ave., New Brighton, Pa.

FOR Sale: NC183 with speaker, like new, \$175.00; excellent 2-meter xtal converter with power supply, tubes, xtal, 6-10 Mc. IF, \$20.00; Johnson 150DD70 condenser, \$8.00; Johnson ceramic rotary inductor capable KW, \$10.00; complete 2-meter portable, mobile, fixed station, receiver, xmitter and power supply 110 VAC or 6VDC, in oak case, \$65.00; 10-meter Hand-talkie with xtal and battery, \$35.00; CST Feb. 057, \$25.00; 807's, 506's, 2E26's, \$1.50; 100T's, \$4.00; homemade Panadator and power supply, \$20.00. W. J. Moulton, Rt. 5, Chippewa Falls, Wisconsin. Phone 3000.

! DANGER! High Voltage! Metal signs, 3" x 12", baked enamel colors, \$1.00 postpaid. Savel 3-color reflectorized aluminum call-sign, 2" x 5" \$1.00 postpaid; 4" x 12" \$1.50 postpaid. R. Lackner, W9WFT, 2029 Bradley, Chicago 18, Ill.

Will Swap or sell: BC221-J, \$65; VHP152A, \$55; Millen VHF xmitter, Model 1514, complete, \$65.00; Millen 750V power supply, Model 90810 \$50; Electro-Voice speaker clipper, Model 1000, \$10.00; Meissner signal shifter, \$50.00. Will consider swap involving modulation xformer of 500 w. or better. All prices F.o.b. Endicott, N. Y. K2BHP, Box 113, Endicott, N. Y.

SELL: Elmac A54, Carter dynamotor, Triband converter, noise limiter, loading coil and Hi-hat, complete, \$160.00; 5-4125A, \$100.00 each, new MB150, \$15.00, 1 KW modulator and speech amplifier, \$35.00. BC439 W2WV, 2000 W. Wood Pkwy, Balto 29 Md. BC453 Q5-er with power supply, \$15.00. W1SUQ.

FOR Sale: 2 BC-611F Handie-Talkies, in excellent condition. W4MFW, Robert J. Moore, 402 Edgewood Avenue, Rome, Georgia. SCR-522 transmitter with 110V power supply, modified 2 meters; Gonset 2-meter converter and noise silencer; P103 dynamotor complete; all excellent, \$90.00. John J. Dupre, K6BDD, 872 Warfield Ave., Oakland, Calif.

SELL: Complete station: VFO, Allband, AM-CW kilowatt transmitter; NC173 receiver and bug; need cash for college. KW xmitter recently built; 6A86, 6AG7, 6L6, 807, P813's, complete with all tubes, pwr supplies, relays, meters, coils (KW are plug-in), arctic rack cabinet, complete, send for free pictures and schematic. Receiver in excellent condition. Reassigned 1 year ago. Also Champion bug. Need money for college. Price: \$500. Might consider individual sale (xmitter in Chicago). W9QXR/ø P.O. Box 1855, College of St. Thomas, St. Paul 1, Minn.

FOR Sale: Gonset Super Six converter, \$50.00; Gonset Tri-Band covers 10-20-75, \$35.00. Both as new. VESAY, P.O. 128, Lancer, Sask., Can.

SELL: HRO60 coils A to F, calibrator, new condx., \$450.00. R. Ridenour, 839 W. Wood Pkwy, Balto 29 Md.

QSTs: 1946-1953, \$15.00 plus postage. W8BSS.

SALE: April 1924 to Dec. 1951 incl. QSTs. Trade Leica 3-B lenses, etc. for good receiver. Howard C. Melcher, W3EFT, 2174 E. Cumberland St., Pitts., Pa.

BOEHEME Automatic tape transmitter, complete with accurate Speedometer, plus McElroy tape perforator, all AC operation, suitable for school or commercial, \$125.00. Frank Borsody, W2AYN/4, 1413 North Barton St., Arlington, Va.

WANTED for cash: Viking I or II. Not in operating condition. K2CW, 69 Ashland Road, Summit, N. J.

32V2 perfect condition, \$420. K6GZH, 1138 W. 8th St., Santa Ana, Calif.

WANTED: Tilt base for SX-42 rcvr. Harry Purcell, 1143 "D", Harvard, Santa Monica, Calif.

SX-24 and speaker. Sell \$50, or trade with cash for 40-80 mobile transmitter and receiver. Consider enclosed AM transmitter. All letters will be answered. Donovan O'Brien, W9FKR, 8 Hammond Aurora, Ill.

FREE gift, new Astatic D-104 microphone with each purchase of Elmac AF-67, or Gonset Communicator. Your choice of either Vee-Pocket Beam, Shortbeam, or Bantam Beam with each new Hallcrafters SX-26 receiver. Beam and microphone with each new SX-38. Tell us what you want. We'll make you a real deal! National Hi-Fi components. Many terrific bargains! Telco, Azurlee Dome, Malibu, Calif. Tel: GLOBE 6-2611. Write, wire or phone anytime!

TRADE ABBOTT TR48 2-meter transceiver for VOM. Tanenbaum, 1535 East 8th St., Brooklyn, N. Y.

FOR Sale: Elmac A-54-H. Excellent condition with AC supply, built to manufacturer's specifications. Both \$115.00. Electro-Voice mike with stand, Model 630, \$12.50. Simpson Model 240 multi-meter, new, \$20.00. James W. Craig, Jr., 3413 W. Roosevelt Dr., Lake Charles, La.

FOR Sale: 1 reconditioned National Select-O-Ject S-O-J 3. Send a money order for \$20.00 and your address. Write to Cecil Moore, Madisonville, Texas.

30-40 Mc. Am crystal controlled 10-10 tube receivers, 6 volts DC with tubes. Spera Electronic Supply, 37-10 33 St., L. I. C., N. Y.

WANTED: ART-13 transmitters. Write James S. Spivey, Inc., 4908 Hampden Lane, Washington 14, D. C.

VIKING II factory-wired, with Matchbox, used 20 hours, \$250.00; BC459, new, \$15.00; cascode converter for 144 Mc., \$30.00. No time to use. Wm. Baxendale, 2026 Kimball, Brooklyn, N. Y.

SELL: Hallcrafters SX-43 and R-44 matching speaker, \$130.00. F.o.b. Wencil Kopeczyk, 1502 K St., S.W., Cedar Rapids, Iowa.

FOR Sale: HRO-60 coils and speaker, like new, \$350.00. Viking II factory wired, like new, \$250.00; Viking VFO, factory wired, \$40.00; 3-el. 10 & 20 beam, rotator, indicator made by Johnson, relays, 48 feet aluminum tower, complete, \$175.00. Estate of K6ARG, Mrs. J. W. Smith, 469 Dawson Ave., Long Beach 14, Calif.

FOR Sale: P-4-65A final, 500 watt input, completely metered, blower-cooled, gilded and filtered for TVI, \$100. Lyisco Transmaster, FB exciter for above, \$50.00. Make an offer or trade. Joe Welch, W3PXX, 5026 59th Ave., Hyattsville P.O., Md.

WANTED: Book "Two Hundred Meters and Down." State price. W8HSG.

COLLINS 75A1 with speaker, \$200; Eldico TR75TV xmitter, \$40.00. Will not ship. B. Einwich, KN2HCA, 146 Union Ave., Rutherford, N. J.

HARVEY-WELLS TBS-50-D with VFO and AFS-50. Used about 100 hours. Excellent appearance. \$140 cash pickup. Roberts, 126 Ashbrook St., Springfield, Mass.

FOR Sale: TBS50C, new AC power supply. Both in excellent condx. \$90.00. C. B. Story, W7TGG, 540 Wyoming Ave., Sheridan, Wyoming.

WANTED: Collins 30K-1 or KW1 for cash. W2BBV, 49 Frum Ave., Yonkers, N. Y.

TOP Dollar paid for ART-13's, dynamotors, parts, racks and all other components. Write to Harjo Sales Co., 4109 Burbank Boulevard, Burbank, Calif.

BE Admired. Be recognized. Your call-letters on a beautifully finished Rhodium tie-bar, \$2.00. Val's, 22 Brookshire Road, Hyannis, Mass.

SELL: Bendix automatic band-switching transmitter 100 watt, fone/cw 540 to 9050 Kc., new BC459 and companion receiver with dual power supply. W8ET, 366 Canterbury Road, Bay Village, Ohio.

SELL: Hammarlund Pro 400X, complete. Guaranteed, like new. Spotless, \$275.00. R. Long, 933 E. Broadway, So. Boston, Mass.

FOR Sale: Harvey-Wells TBS-50 with APS-50 power supply, \$80.00. J. E. Taylor, Stanwood Road, Mt. Kisco, N. Y.

GONSET Communicator converted to new power supply for 12 volt ignition. New 12/115 volt Communicator with warranty, \$219.50 or your Gonset converted, \$24.50. Pacific Engineering Co., 839 N. June St., Los Angeles 38, Calif.

VIKING II with V.R.O. in new condition, \$275.00. HRO 50TI with speaker and 30-40-20 coils, \$275.00. W9VVF, Gutzmer, 903 S. Madison St., Hinsdale, Ill.

EXCHANGE: 200 watt all band fone/cw xmitter. 813 final, Bud steel cabinet, fully power supplied. Needs some work. Also all parts for 500 watt power supply. Miscellaneous transmitters, condensers, coils, RME Preselector, Abbott TR4, Mallory Vibrationap. For Hi-Fi equipment of equal value, or \$195.00. Cash. Prefer buyer radius 150 miles. W1MAE, Bradford, R. I.

WANTED: 250-300 watt c.w. only xmitter, 80-40-20, with power supply; all details first letter. K2EOZ, 48 Walnut St., Auburn, N. Y.

SELL or swap: 150 watt c.w. xmitter pwr supply, also SW-54. G. Weriau, Todd Road, Katonah, N. Y.

FOR Sale: 1 base station transmitter, 2 car transmitters and a number of different types of receivers for base station and cars. The transmitters are set at 24.58 Kcp. For information on these please write or contact Mr. Grover C. Harrison, Police Commissioner, Electra, Texas.

WANTED: Complete 2-meter rig. B. J. Parliel, Box 1005, Onset, Mass.

SELL: National NC-101X rcvr. Gud condx, best offer; 6146 cw xmitter, 90 w. with power supply, \$65.00; 380 v., 6.3v-5.0 V power supply \$12.00; Triplet frequency meter, \$10.00. Need money for college. W21G/4, Georgia Tech, Box 1573, Atlanta, Ga.

SELL S-40B receiver, in excellent condition, with "S" meter, \$90.00. Alan Steger, Box 97, Huntington Station, N. Y.

SELL: Parallel 807's, 80-10 meters. TVI proof. 75 watts with built-in regulated power supply; 1954 ARRL Handbook design. Prefer local sale. Complete, \$75.00. W1WXC, 24 Monument St., Concord, Mass.

WANTED: One Heathkit ATL transmitter. S. Booth, 1236 Roseville Ct., Apt. 1, St. Paul 13, Minn.

REQUEST the following back issues of QST: 1952; October, November and December; 1953: January, February, May and June. Claude M. Phillips, 152 New Laredo Highway, San Antonio, Texas.

HRO-60 table model, xtal calibrator, coils, perfect, \$475.00; BC-610 xmtr, Millen ECO, excellent, \$425.00. W7BWD, 10910 Algonquin Road, Edmonds, Washington.

3 tube 6-coil Meisner receiver. Best offer. Roger Frech, 3107 Maryland Road, Rockford, Ill.

FOR Sale: HRO50T1, spkr, A, AA, AC, B, C, D, E, and F coils, NBFM adaptor, 100/1000 xtal calib., \$325.00. Viking II, Viking VFO, \$295.00, all in excellent condx. Bill Speck, 108 Washington, Macetta, Ga.

SELL: New LW 2-meter, crystal controlled converter. \$12.00. New code modulator kit. \$10.00. Power supply, \$2.00. Regulated power supply, \$1.00. More info on request. W9GSV, 798 Sherburne, St. Paul, Minn.

WANTED: Viking II or similar transmitter. VFO bug and Match-box. State price. Will sell Harvey-Wells, Sr. with power supply and S38C, AR-Z. Bill Crowell, W3ZJG, 330 Paxtang Ave., Harrisburg, Penna.

HAVE Surplus Vibrapacks, clean and fully guaranteed. 6VDC input 400VDC 100MA. output size 5/8" x 3/4" x 6", about 6 lbs complete, \$12.50. Crystals HT-243 base \$15.00, \$1.95. 6L6G tube \$7.70. 6S5 metal 36. Spkr-xd straight key, \$6.00. 601 5000VDC surplus, \$.80. 6VDC motors with gear assembly for sending SOS=SSS, \$3.00, 11 PST antenna tap switch, \$1.05. Gallagher's Service, W2VAQ, Boiceville, N. Y.

FOR Sale: HQ129X with matching speaker, clean condition. Best offer express collect. Dave Beckwith, W2SHC, Pompton Lakes, N. J.

BARGAINS: with new guarantee: R-9'er, \$14.95; Gonset Triband, \$27.50; VHF-152A, \$39.50; S-72, \$59.50; S-40, \$65.00; NC-57, \$65.00; RME-45, \$69.00; Lyco 60, \$99.00; S-2, \$99.00; S-40, \$119.00; S-72, \$149.00; S-8, \$169.00; SX-42, \$189.00; HRO-50, \$275.00; HT-17, \$32.50; EX Shifter, \$39.00; Globe Trotter, \$49.50; Harvey Wells, Sr., \$69.00; DuLuxe, \$89.00; Viking I, \$209.50; New SS-75, \$189.00; HT-9, \$159.00; Globe King, \$275.00; 32V1, \$395.00; 32V2, \$475.00; 32V3, \$595.00. We need used receivers: We give highest allowances for S-20R; SX-71, NC-100, S-40B, NC-125, SX-24, SX-25, 12A, and similar receivers. Free trial. Terms financed by W9GFG. Write for catalog and best deals to World Radio Laboratories, 3415 West Broadway, Council Bluffs, Iowa.

SOLA constant voltage transformer, pri. volts 95-190 to 125-250, rated VA 2000, frequency 50-60, Ph. I. Will trade for a good receiver or transmitter. Lloyd L. Kimmel, Box 337, Cookeville, Tennessee.

WANTED: Used amateur and gov't surplus equipment in trade for new Johnson Viking, Ranger, Harvey Wells, National, Hammarlund, Hallicrafters, Barker & Williamson, Telrex, Gonset, Elmac, Morrow, etc. Particularly want complete sets of parts for AR-2, CU-25, D-12, BC-34, BC-34A, BC-31, BC-21, LM, APR-4 tuning unit, APR-5, ARC-1, ARC-3, RTA-1B, BC-610, BC-614, BC-939, TCS, TDQ, Collins 75A, 32V, 310, Teletype, Tape perforators, Boehme, Technical manuals, Loran, Radar, Cash or trade. Write to Alltronic, Box 19, Boston 1, Mass. Richmond 2-0048. (Stores: 44 Canal St., Boston, Mass., 60 Spring St., Newport, R. I.)

REAL bargains: New and reconditioned Collins, National, Hallicrafters, Johnson, Elmac, Gonset, Babcock, Morrow, RME, Millen, Lyco, etc. others. Reconditioned S-38, \$29.00; S-40A, \$69.00; S-76, \$129.00; NC-57, \$59.00; NC-88, \$79.00; NC-125, \$129.00; NC-183, \$199.00; HRO-50T1, \$329.00; HRO-60, \$399.00; HQ-129X, \$169.00; VHF-152A, \$49.00; RME-45, \$99.00; Gonset Tri-band, \$29.00; Super-Ceiver, \$79.00; S-40B, SX-71, SX-28A, SX-42, SX-62, \$99.00; HRO-5, HRO-7, Collins 75A-1, 75A-2, 32V-2, 32V-3, Viking I, Harvey-Wells Bandmaster transmitter, etc. others. Shipped on trial. Easy terms. Satisfaction guaranteed. List free. Henry Radio, Butler, Missouri.

HARVEY UHX-10 and/or cabinet wanted. W1BB.

GLOBE KING 400-C hardly used. Coils for 80 meters. Bud VFO with all coils. Bud antenna tuner. Antenna changeover relay. All equipment in excellent condition. \$450.00 cash. Jack Knudson, W9NKD, Box 561, Granby, Colorado.

ATTENTION Hams NYC-LI vicinity! Selling HQ-129x, Viking I with VFO & B & W 72 ohm trap, in excellent condition. Best offer cash and carry. W2SIM.

WANTED — Mobile rig complete with antenna system and plate supply. Must be in good condition and reasonable in price. Ross Burgess, W9MDH, McClusky, North Dakota.

MUST sell complete station. Consists B&W 5100 and National HRO-50T1. Transmitter brand new with less than five hours operation. Receiver in excellent condition and complete with matching speaker, National XCU-50-2 crystal calibrator and ABCD coils. Will ship freight prepaid anywhere stateside in original factory cartons. Want \$395 for transmitter and \$275 for receiver. Will sell both and include \$225 mike, 50 RC8/U and 110 volt coax relay for \$60.00. W9AJG, 612 No. 1st Ave., Omaha, Nebraska.

VIKING 2, VFO, and Match-box, \$325.00, purchased in June. Will sell individually. W3CJP, 123 Girard Ave., Hyde Park, Reading, Pa.

IMAGE orthicons and iconoscopes removed from broadcast service but good for amateur TV use, \$35 each FOB. WCOS-TV, Columbia, S. C.

COLLINS 310B-1, \$180.00; Hallicrafters Sky Champion S20-R, \$35.00; Meissner signal shifter, \$25.00; Gonset 100% R modulation indicator, \$10.00; Heathkit transmitter, coupler, VFO kits unwired, \$57.50; Underwood typewriter, \$30.00; Mallory RC-2 condenser checker, \$25.00; CO-2A, 6446 six meter fms, \$11.50; RME VHF-152 (needs repairs), \$25.00; NOTICE: above offered prepaid U. S. A. Crystals, meters, transmitting tubes, complete parts 300 to 1000 volt supplies, command transmitters several frequencies, miscellaneous units, real bargains, everything guaranteed, request complete detailed lists. WANTED: Dixieland jazz tapes, records, transcriptions. Will rent, swap radio parts or loan my collection Dixieland tapes. W9DPL, Howard Severide, 2431 East Riverside Drive, Indianapolis, Indiana.

TVI proofed 32V1, B&W low pass, co-ax relay, antenna coupler, D-104, push to talk, connectors, \$400; SX-28A, matching speaker, \$160; HF-10-20, \$55; SP-44 panadapter, \$60; Tem meter Elincor beam, rotator, selyns, \$50, Colorado sales preferred. Estate W9PHM. Mrs. Anna Palm, 1648 Ninth St., Boulder, Colo. Phone H1 3-0043.

SELL: Collins 75A-2A with 3 kc, 6 kc filters, speaker, \$445. 32V-1, \$375; 32V-3, \$595; 21A teletype midget tape printer, \$49; tape transmitter, \$25; 12,000 ohm dpm 110 vdc relays, \$1.75; Collins 30-J with 310C, \$425; Boehme perforated tape keyer for Morse code with McElroy 3-kec perforator, \$145; HRO-57A 1 with coils, speaker and power supply, \$165; NC-88, \$75. Will take ham or surplus equipment in trade. Tom Howard, W1AFN, 46 Mt. Vernon St., Boston 8, Mass. Richmond 2-0916.

FOR Sale. BC 610E and BC 614E Speech amplifier Tuning units 2 mc through 30 mc. Condition like new. Complete with manual, cables, remote control. \$500.00. Ted Brix, 5573 No. Van Ness Blvd., Fresno, Calif.

COLLINS 32V3, Excellent, \$600. Don DeShazo, Jr., W9BVC, 529 Blackstone, LaGrange, Illinois.

RKV MTN headtrqs for SSB. Central kits or wired in stock. Real bargains; New or reconditioned Elmac, Gonset, Morrow, Collins, Johnson, Hammarlund, National, Hallicrafters, RME, others. Reconditioned S40A, \$60; S40B, \$69; S76, \$125; NC125, \$130; NC183, \$190; RME45, \$90; S53A, NC33, SX24, 2c Heathscope, 2T. Pand adaptor, Bandmaster Sr. Super-ceiver, S1203A, Subroc MT15X, B222A, RMB69, HT-9, WE trade. Easy Terms. Write Mel, W9GQV, Rogers Radio Co., 1745 Arapahoe St., Denver, Colo.

WANTED — One 1946 Edition of the Radio Amateur's Handbook in good condition. Will pay \$1.25. Don Boughton, 1259 Pacific Beach, San Diego, California.

BUD VFO-21, \$29.95; Collins 32V1 modified, \$475.00; 32V2, \$495.00; Deltronic CD-144, \$129.95; Gonset 10-11 converter, \$24.95; 2 meter converter, \$24.95; Hallicrafters HT-9, \$100.00; HT-17, \$39.95; HT-18, \$75.00; SR-75, \$39.95; S-18, \$59.95; S-29, \$40.00; S-38, \$34.95; S-38 A/B/C, \$39.95; S-40B, \$79.95; S-53A, \$64.95; S-72, \$59.95; S-76, \$145.95; SX-62, \$250.00; Harvey Wells TBS-50A, \$79.95; TBS-50C, \$89.95; TBS-50D, \$99.95; S-40, \$29.95; Johnson Viking I with push-to-talk and built-in VFO, \$250.00; Lyco 381, \$19.95; 381-R, \$24.95; 401, \$14.95; 500, \$79.95; 600, \$110.00; 600-S, \$129.95; National HFS, \$99.95; NC-46, \$69.95; NC-183D, \$299.95; SW-54, \$34.95; other used items available; free list from W1BFT, Evans Radio, Concord, N. H.

EXTREMELY effective twenty meter rotary beams. Driven elements, insulated type of construction. Literature including actual photographs upon request. Write Apex Antenna Company, 2558 Ida Street, Omaha, Nebraska.

FOR Sale: Wilcox F3 receiver, \$25; GR 726A VTVM, \$50; Federal 1X1 signal generator, \$250.00; M-1350, GR LR3 secondary frequency standard, \$585; GE Y721 Decade scaling unit, \$85; Stancor ST203A 10-11 meter mobile transmitter, \$35; BCR-645, \$10; WE 124-B amplifier, \$95; RCA 1" oscilloscope, \$15; McElroy tape puller, \$4; WE composite set (3 telephone plus 4 telegraph/signal circuits on 2 pair wires), \$95; EE89A telephone repeater, \$9; KM29A remote control unit, \$18; WE255A relay covers, 45¢; Radiola 52L amplifier, \$29; communication equipment, \$2.00; 12D telephone repeater, \$19. All guaranteed excellent electrical and mechanical condition. FOB. W6TH, Moraga, Calif.

QSTs wanted Jan. thru May 1916 and Dec. 1915. Will pay \$10 cash, each. C. W. Janes, Col. Sig. C., Ft. Monmouth, N. J.

RACKS. Open bas e racks, unfilled, unpainted. Sturdy electro-welded construction. Made entirely of mild angle steel 1 1/2 x 1 1/2 x 1/4". Overall: 48 1/2" high, 20 1/2" wide, 18 1/2" deep. For 19" panels. Total vertical panel space 45 1/2". Weight 36 lbs. Price, \$8.95 F.O.B. Lansing, W8BQY, Evert Laboratories, 235 E. Jackson St., Lansing 6, Mich.

FOR Sale: Collins receiver 75A-1 with triple conversion, \$275.00; Collins exciter 310B-1, TVI proofed, \$200.00; restricted range speech amplifier 200-2500 cycles, \$50.00; transmitter, 750 watts phone-CW, PP 813 with 2E26 driver, variac control, TVI proofed, 8005 PP class B with negative peak and hi-level speech clipping, \$550.00; Graphlex camera 5 x 7, f4.5 210mm Bausch-Lomb Zeiss Tessar lens, \$90.00; fine amplifier, 1000 watt, 1000 Hz, 1000 Hz plate tank, National M840L grid circuit, \$150.00. W8JRG, 640 Snowhill Blvd., Springfield, Ohio. Tel. 2-8722.

VIKING II, like new, VFO, matchbox, LF filter, SX-42, speaker, recently aligned, excellent, F.O.B. First \$500.00 takes all. John, 2636 Fifth Ave., Sacramento, Calif.

PRINTED circuits: Here is your chance to get started with this new and superior wiring technique. Achieve compactness and neatness not possible with old wiring methods. Kit contains all materials and instructions to make two complete copper conductor patterns. Send \$2.95 now. Felix Dutko, 2078 Vyse Ave., Bronx 60, N. Y.

EICO signal generator, model 315, \$25; manufactured VFO 40 and 80 meters, \$15; new 17" round bakelite case panel meters, \$4 each; G.E. 0-4 R.F. ammeters, G.E. 2.5 DC kilovolts, Weston 1.5 MA DC, Westinghouse 0-150 Volts A.C. W6YC, 841 47th Avenue, San Francisco 21, Calif.

WHO'S Who in So. Dak. Hamdom. A 66-page book containing pictures and autobiographies of S. D. amateurs, highlights and side-lights of S. D. nets, YLRK, call letter licenses, VHF activity, and alphabetical listings by call and by cities. Send \$2.75 to Prairie Dog Radio Club, Box 257, Rapid City, S. D.

SWAP: RAX-1 (200-1500 kc) rcvr. for NC-108 (FM). L. G. Barrett, 26 S. Main, Hanover, N. H.


HRO-60 Receiver for sale complete with coil sets A, B, C, D; also E and F for broadcast bands; matching speaker and crystal calibrator. Perfect condition, purchased new only 3 months ago. Complete outfit, \$500.00 F.O.B. K2BMB, Herman Ferber, 235 Spring Valley Ave., Hackensack, N. J. Phone HU 7-1726.

SELL: NC-46 receiver. 55-30 Mc. top condx, has noise limiter band-spread, etc. \$50 takes it. W. F. Haftermann, Jr., W9QOK, Box 813, Melien, Wis.


SX-71 like new, original carton and instructions, \$170; NC-57 good condition, \$60; Mallory V553 vibrapack, \$13; 200 watt AM rig, \$13 and 80 watt 1200 watt 500 m supply, 500 volt 250 ma supply, sell complete or by chassis. Details on request. T. A. Zander, W9CYN, 204 N. Murray, Madison, Wis.

SELL AN/FRC-1 350 Watts Transmitter Receiver bulletin upon request — BC221-AK — 1.M14 — Scott High Fidelity Receiver — Hallicrafters SX42. WIUUD, A. van Breems, New Canaan, Conn. 32V-2 for sale. \$400.00, like new, in original packing. Recently thoroughly checked and in perfect condition. Includes B&W low pass filter. Has been used a total of about 30 hours. Reason for selling: owner overseas. Please contact Dr. Millett, G. Morgan, WHEDA, Thayer School of Engineering, Hanover, N. H.

Designed for



Application



90651

The No. 90651 GRID DIP METER

The No. 90651 MILLEN GRID DIP METER is compact and completely self contained. The AC power supply is of the "transformer" type. The drum dial has seven calibrated uniform length scales from 1.5 MC to 300 MC plus an arbitrary scale for use with the 4 additional inductors available to extend the range to 220 kc. Internal terminal strip permits battery operation for antenna measurement.

JAMES MILLEN MFG. CO., INC.

MAIN OFFICE AND FACTORY
MALDEN
MASSACHUSETTS



Index of Advertisers

Allied Radio Corp.	163
American Electronics Co.	118, 134
Amperex Electronics Corp.	154
American Radio Relay League, Inc.	
QST	158
Binders	152
League Emblem	148
Single Slideband	150
Antenna Book	114
License Manual	152
Antenna Engineering Corp.	153
Arrow Electronics, Inc.	127
Ashe Radio Co., Walter	121
Barker & Williamson, Inc.	95
Belden Manufacturing Co.	109
Boulevard Electronics	148
Bud Radio, Inc.	117
Burstein-Appleebe Co.	148
Candler System Co.	126
Centralab	90, 100
Central Electronics, Inc.	105
C & G Radio Supply Co.	133
Chase Manufacturing Co.	122
Collina Radio Co.	2
Crawford Radio	146
Dale Electronic Distributors	108
Dow-Key Co., Inc., The	120
Dxerama	138
DX-O-Graph	140
Bitel-McCullough, Inc.	91
Electro-Voice, Inc.	97
Electrons, Inc.	156
Engineering Associates	144
Equipment Crafters, Inc.	124
Evans Radio	140
Ft. Orange Radio Distributing Co., Inc.	98, 99
Freed Transformer Co., Inc.	155
Gardner & Co.	132
General Electric Co.	
Gonset Co., The	86, 87, 144
Gotham Hobby Corp.	94
Hallcrafters Co.	4, 7
Halliday Moede Co.	157
Hammarlund Mfg. Co., Inc.	82, 83
Harrison Radio Corp.	149
Hart Industries	142
Harvey Radio Co.	111
Harvey-Wells Electronics, Inc.	101
Heath Co., The	84, 85
Henry Radio Stores	115
Hughes Res. & Dev. Labs.	125
Hy-Lite Antennae, Inc.	151
Instructograph Co.	142
International Business Machines	145
International Crystal Mfg. Co.	107
International Resistance Co.	104
Johnson Co., E. B.	89
Jones Electronic Co., Inc., M. C.	128
Lafayette Radio	143
Lakeshore Industries	155
Lampkin Laboratories, Inc.	156
Lettsine Radio Mfg. Co.	122
Lewis Co., E. B.	130
Lindly & Co.	136
Lomar Products Co.	138
L. W. Electronics Lab.	130
Mallory & Co., Inc., P. R.	93
Marshall Manufacturing Co.	116
Mass. Radio & Telegraph School	142
Master Mechanic Mfg. Co.	58
Master Mobile Mounts, Inc.	151
McElroy Manufacturing Corp. T. R.	102
Millen Mfg. Co., Inc., The James	162
Mosley Electronics, Inc.	123
Multi-Products Co.	147
National Co., Inc.	Cov. III, 80, 81
National Tuberculosis Assn	126
Ohmite Manufacturing Co.	119
Pacific Engineering Co.	146
Palco Engineering, Inc.	137
Panoramic Radio Products, Inc.	112
Petersen Radio Co., Inc.	5
Plastics Corp.	134
Port Arthur College	114
Precision Apparatus Co., Inc.	88
Radcliff's	126
Radio Corporation of America	Cov. IV
Radio Shack Corp., The	113
Radio Specialties, Inc.	135
Raytheon Manufacturing Co.	92, 142
RCA Institutes, Inc.	144
Regency (J. L. E.A.)	156
Relay Sales, Inc.	134
Rider Publishers, John F.	132
Selectronic Supplies, Inc.	116
Sonar Radio Corp.	103
Sooner Electronics Co.	140
Springer Aircraft Radio Co., Earl W.	140
Standard Piezo Co.	136
Steinberg's Inc.	109
Sun Parts Distributors, Inc.	144
S & W Electronics	110
Teleplex Co.	138
Telvac	136
Telrex, Inc.	131
Tennalab	128
Terminal Radio Corp.	139
Trud Transformer Corp.	96
Tung-Sol Electric, Inc.	132
Turner Co., The	153
United Transformer Co.	Cov. II
Universal Service	157
Valparaiso Technical Institute	148
Vesto Co., Inc.	120
Vibroplex Co., Inc., The	118
Westinghouse Electric Corp.	141
Weston Laboratories Inc.	130
Wheaton Res. & Devel. Co.	146
Wind Turbine Co.	124
World Radio Laboratories, Inc.	129
YMCA Trade & Tech. School of N. Y.	146

we're trading

high

at **ALLIED**



**why wait for that
new receiver?**

**easiest terms
only 10% down, or your
trade-in as down payment**

**get the best deal
select your new
receiver and get the
top trade-in
on your old equipment**

**write us today
and you'll see what we
mean by "Trading High"**

TAKE YOUR PICK FROM RECEIVERS LIKE THESE:



Collins 75A-3. Peak performance from 160 to 11/10 meters. Dual conversion plus 9 tuned circuits and 3 kc mechanical filter.
98 SX 028. Net... \$530.00
97 SX 776. 10" speaker. Net.....\$20.00



Hallicrafters S-85. NEW! 540 kc—34 mc in 4 ranges. Bandsread, RF amp., dual IF's, BFO with pitch control, ANL, tone control built-in speaker, etc.
98 SX 711. Net... \$119.95



Hallicrafters SX-88. Dual conversion; 535 kc to 33.3 mc in 6 ranges. 2 RF stages, 50 kc second IF, crystal-controlled 2nd conv. osc.
98 SX 715. Net... \$595.00
98 SX 716. 10" speaker. Net.....\$19.95

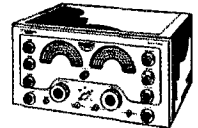
Hammarlund HQ-140-X. 540 kc—31 mc in 6 ranges. Crystal filter, ANL, 6 sel. positions, electrical bandsread, etc.
98 SX 766. Net... \$264.50
97 SX 757. 8" speaker. Net.....\$14.50



National NC-98. 550 kc—40 mc coverage. Crystal filter, S-meter, separate HF osc.
98 SX 732. Net... \$149.95
NC-98SW. As above, but with bandsread for 17, 19, 25, 31, 49 meter SW BC bands.
98 SX 720. Net... \$149.95
98 SX 722. Matching 6" speaker. Net.....\$11.00



National NC-183D. Dual conversion; 540-31 mc and 47-55 mc in 5 ranges. 3 IF stages, 16 tuned circuits, 4.4-55 mc.
97 SX 666. Net... \$399.50
97 SX 663. 10" speaker. Net.....\$16.00



National HRO-60. Dual conversion; 1.7-30 mc; bandsread on 80, 40, 20, 11-10 meters. 2 RF

stages; ANL; S-meter, 6-step crystal filter, etc.
97 SX 722. Net... \$533.50
97 SX 721. 10" speaker. Net. \$16.00

ALLIED is headquarters

for all amateur receivers and station gear. For the best trades in hamdom, write us. Describe your equipment, tell us what you want to buy, and we'll reply promptly with the best deal you'll get anywhere.

**Trade HIGH
at ALLIED
write us today**



FREE:

Your 308-Page 1955 ALLIED Catalog. Get it—use it for the best deals in Ham Radio.



ALLIED RADIO

100 N. Western Ave.
Chicago 80, Illinois

★ QST ★

Index to Volume XXXVIII — 1954

ANTENNAS — GENERAL

"All-Band" Antenna (H & K)	39, Dec.
Checks on 10-Meter Mobile Whips, Some (Plummer and Seidel)	34, Aug.
Compact Beam for 40 and 20 Meters, A (Turner)	17, Jan.
Compact Two-Element Beam for Twenty, A (Getter)	25, May
Electric Fence Wire for Antenna Use (H & K)	55, Nov.
High-Impedance Folded Dipoles (Engel) (Technical Correspondence)	43, Mar.
Impedance Characteristics of Harmonic Antennas (Wrigley)	10, Feb.
Lightweight 21-Mc. Three-Element Beam, A (Nose)	40, Apr.
Mobile Loop Antennas (Webster)	26, June
Novel Direction Indicator for Rotary Beams, A (H & K)	55, Nov.
Off-Center-Fed Antennas (Wrigley) (Technical Correspondence)	57, Nov.
R.F. Bridge Impedance-Matching Transformer, An (Gaither)	29, Nov.
"Simple Squirt" Beam, The (Clasen)	20, Oct.
Simple 2-Element Beam for 20 (Bauer)	24, Mar.
Stow Clamp for Mobile Antennas (H & K)	63, Jan.
Transmitter Hunting with the D.F. Loop (Norberg)	33, Apr.
Unusual 75-Meter Mobile Antenna, An (Haughton)	23, Jan.
VP (Vest Pocket) Beam, The (Hemmen and Pigg)	27, May

ANTENNAS — TRANSMISSION LINES

Coupling to Coaxial Lines (Technical Topics)	43, May
Dressing Up the Antenna Coupler (Neil)	26, Mar.
Standing Waves and TVI (Technical Topics)	44, Jan.
Tin Can Low-Pass, The (McCoy)	29, Sept.

AUDIO-FREQUENCY EQUIPMENT & DESIGN

A.M. Equivalent of Single Sideband, The (Grammer)	19, Jan.
Audio for the Mobile or Fixed-Station R.F. Assembly (Chambers)	21, Nov.
Feed-back	146, Dec.
Delay-Line Phase Shift (Griffin and Fryklund)	12, Mar.
Improved Volume-Compression Circuit, An (Brosseau)	27, Oct.
Phase-Modulation Exciter for the V.H.F. Man (Southworth)	39, Aug.
Post-Phasing Distortion (Technical Topics)	40, Feb.
Principles of Radiotelephony, Some (Goodman) — Part I	37, May
Part II	13, June
Part III	34, July
Part IV	22, Oct.
Addendum	40, June
Radical Approach to Improved 'Phone Reception, A (Rapp)	37, Apr.
Revamped Audio Circuit for Viking Transmitters (H & K)	39, July
Single-Sideband Economy (Technical Topics)	43, Mar.
120 Watts of Audio Without Driving Power (Grammer)	15, Dec.

BEGINNER

Basic Tool Kit for the Novice, A (McCoy)	40, Jan.
Beginner's Code-Practice Set, A (McCoy)	36, Feb.
Crystal Control on 220 Mc. (Tilton and Southworth)	16, Feb.
Examination Committees (editorial)	9, Sept.
Gadgets for the S-76 (McCoy)	44, Nov.
Getting the Most Out of Your Receiver (Goodman)	32, Jan.
How to Tune a Single-Sideband Signal (Goodman)	20, Aug.
Let's Go VFO (McCoy)	23, Apr.
Let's Meet Mr. Ionosphere (McCoy)	36, Aug.
Low-Cost Transistorized Code-Practice Oscillator, A (Hoisington)	24, June
Novices and DX (editorial)	9, Feb.

Principles of Radiotelephony, Some (Goodman) — Part I	37, May
Part II	13, June
Part III	34, July
Part IV	22, Oct.
Addendum	40, June
Selectivity and 'Phone Reception (Goodman)	20, Mar.
Step-by-Step Transmitter for the V.H.F. Man, A (Tilton and Southworth) — Part I	16, Oct.
Part II	41, Nov.
Technician Privileges (editorial)	9, Dec.
Technician Rig for 220 and 420 Mc. (Southworth)	27, Dec.
Tin Can Low-Pass, The (McCoy)	29, Sept.
Two-Dial Receivers and 100-Kc. Signals	34, Oct.
What's with Your Log? (McCoy)	32, Mar.
40 Watts on the 7- and 21-Mc. Bands (McCoy)	11, Dec.

CIVIL DEFENSE

CD-10-TC, The (Deane)	32, Nov.
Feed-back	146, Dec.
Civil Defense Control-Station Transmitter, A (Rand) — Part I	16, Aug.
Part II	33, Sept.
Communications in Civil Defense (Morris)	55, July
Off to the RACES (Garn)	69, Nov.
Simple 144-Mc. Rx for C.D. Work, A (Newland)	31, Feb.
1953 SET Shindig, The (Hart)	47, Apr.

COMMUNICATIONS DEPARTMENT

Affiliated-Club Class Instruction	70, June; 75, July
Affiliated-Club Honor Roll	69, June; 75, Dec.
Affiliated-Club Training Aids	64, Mar.; 73, Apr.; 77, July; 69, Aug.; 67, Sept.; 79, Nov.
ARRL Announces Traffic Medallions	64, Aug.
A1 Operator Club	77, May
BPL Multi-Operator Category, Announcement	87, Oct.
Code-Practice Stations	68, Jan.; 37, Feb.; 75, July; 75, Nov.
DX Century Club	60, Dec.
DXCC Notes	67, June; 73, July; 65, Aug.; 64, Nov.
Elections	62, Feb.; 71, Apr.; 65, June; 68, Aug.; 69, Oct.; 71, Dec.
Meet the SCMs	62, Mar.; 69, Aug.; 65, Sept.; 78, Nov.
Net Directory	78, Nov.
Supplement	37, Jan.; 63, Mar.; 81, May
WIAW Operating Schedule	79, May; 70, Sept.

CONSTRUCTION PRACTICES

Basic Tool Kit for the Novice, A (McCoy)	40, Jan.
Electric Fence Wire for Antenna Use (H & K)	55, Nov.
Etched Circuitry for the Ham — Now! (Middleton and Marshall)	21, Aug.
Homemade Guy-Wire Insulators (H & K)	54, Nov.
Homemade Holder for Surplus Radar Crystals (H & K)	140, Apr.
Invading Never-Never Land (Peters)	30, July
Make Your Own Potted Circuits (Baker and Moynahan)	16, July
Making Large Round Chassis Holes Without a Punch (H & K)	124, Feb.
Miniature Low-Loss Connectors (H & K)	63, Jan.
Mounting and Tapping B & W Miniductors (H & K)	48, Mar.
New Shielding Trick (H & K)	55, Nov.
Preventing R.F. Leaks with Aluminum Foil (H & K)	122, Feb.
Protecting Chassis Finish During Construction (H & K)	39, Sept.
Reducing Tank-Condenser Minimum Capacitance	29, July
Removing Hot Tubes (H & K)	39, Dec.
Repairing Ceramic or Isolantite Components (H & K)	54, Nov.
Rifle Cleaning Brush as a Soldering Aid (H & K)	122, Feb.
Shock Mount for Relays (H & K)	45, Feb.
Soldering to Aluminum (H & K)	42, June
More About	39, Sept.
Source of Sheet Aluminum (H & K)	63, Jan.
Starting Hard-to-Get-at Machine Screws and Nuts (H & K)	39, Dec.
Uses for Old Fluorescent Starters (H & K)	49, Apr.
Utilizing Burnt-Out Metal Tubes as Cable Plugs (H & K)	42, June

CONTESTS & OPERATING ACTIVITIES

All-Women's Transcontinental Air-Race Communications Report (YL News & Views).....	47, Sept.;	65, Oct.
Armed Forces Day, Announcement.....	70, May	
Results.....	52, Aug.	
QD Party Results.....	70, Jan.; 69, Apr.; 73, July;	70, Oct.
Coast to Coast on 144 Mc.....	62, Aug.	
Communications in Civil Defense.....	55, July	
Connecticut QSO Party.....	86, Oct.	
DX Contest		
Announcing 20th ARRL DX Competition.....	37, Jan.;	39, Feb.
Preview of C.W. Scores.....	64, July	
Preview of 'Phone Scores.....	54, June	
Results.....	48, Oct.	
Field Day		
1954 Rules.....	46, June	
High Claimed Scores.....	65, Sept.	
1954 Results.....	42, Dec.	
Frequency Measuring Test.....	61, Feb.; 77, May; 67, Sept.;	72, Dec.
LABRE DX Contest.....	62, Sept.	
Minnesota QSO Party.....	76, Sept.	
Novice Round-up.....	52, June;	51, Dec.
Ohio QSO Party.....	82, Apr.	
Ontario QSO Contest.....	112, Apr.	
Radioteletype SS.....	77, May;	70, Dec.
Roanoke Division Party.....	106, Dec.	
Rocky Mountain Division QSO Party.....	106, May	
Simulated Emergency Test of 1953 (Hart).....	47, Apr.	
Announcement, 1954.....	72, Oct.	
Sweepstakes		
High Claimed Scores, 1953.....	57, Feb.	
Final Results, 1953.....	58, May	
Announcement, 1954.....	26, Oct.;	48, Nov.
Vermont QSO Party.....	94, Apr.	
VE/W Contest.....	120, Feb.;	50, Sept.
V.H.F. QSO Party		
Sept., 1953, Results.....	49, Jan.	
June Announcement.....	61, June	
June Results.....	54, Sept.	
September Announcement.....	50, Sept.	
Virginia QSO Party.....	104, May	
VK/ZL DX Contest.....	62, Sept.	
West Virginia QSO Party.....	90, Mar.	
Wisconsin Section QSO Party.....	79, Dec.	
YLR 14th Anniversary Party Results.....	51, Apr.	
YLR 15th Anniversary Party.....	58, Nov.	
5th Annual YL-OM Contest.....	50, Mar.;	49, June
7th V.H.F. Sweepstakes.....	52, Jan.	
Results.....	59, Apr.	
160-Meter DX Tests.....	64, Jan.;	65, Dec.

CONVENTIONS

Dakota Division.....	50, Aug.;	10, Sept.
Midwest Division.....	10, Oct.	
New England Division.....	10, Oct.	
Oregon State.....	50, June	
Pacific Division.....	50, June	
Roanoke Division.....	10, Oct.	
Rocky Mountain Division.....	102, Apr.;	36, May
Southeastern Division.....	50, June	
West Gulf Division.....	10, Sept.	

EDITORIALS

Amateur Growth.....	9, Apr.
ARRL's 40th Anniversary.....	9, May
Examination Committees.....	9, Sept.
Hurricane Operations.....	9, Nov.
It's Our Job, Now.....	9, June
ITV.....	9, Aug.
League Elections.....	9, Sept.
License Fees.....	9, Feb.
Mail Exam Practices.....	9, July
Membership Growth.....	9, Apr.
Non-Amateur Interference in Ham Bands.....	9, Mar.
Novices and DX.....	9, Feb.
QST, Volume I.....	9, Oct.
Single Sideband.....	9, Oct.
Sterling Retires.....	9, Nov.
Technician Privileges.....	9, Dec.
TVI Checking.....	9, Apr.
Year in Review, The.....	9, Jan.

EMERGENCIES & EXPEDITIONS

AREC, With the (Operating News)		
Anderson, Ind., Tornado.....	67, June	
Chesterton, Md., Fireworks Plant Explosion.....	68, Oct.	
Clayton and LaFargeville, N. Y., Storm.....	66, June	
Dallas, Texas, Crime Wave.....	58, Feb.	
Deer Lodge, Mont., Highway Accident.....	76, Nov.	
Des Moines, Iowa, Flood.....	66 Sept.;	76, Nov.
Grand Caymans Forced Aircraft Landing.....	58, Feb.	
Harrisburg, S. Dak., Tornadoes.....	76, Nov.	
Hart Mt., Ore., Fire.....	74, Dec.	
Haverhill, Mass., Storms.....	68, Oct.	
Indiana-Illinois Rainstorm.....	74, Dec.	
Indiana Tornado.....	58, Feb.	
Kansas Snow, Ice and Dust Storms.....	78, May	
Kentucky-Tennessee Snowstorm.....	66, June	
Kentucky-West Virginia Snowstorm.....	67, June;	74, July
Lake Superior Storm.....	66, Jan.	
Lynn, Mass., Flash Flood.....	66, Aug.	
Macon, Ga., Airport Communications Disruption.....	70, Apr.	
Milwaukee, Wis., Rainstorm.....	66, Sept.	
Minnesota Sleet Storm.....	58, Feb.	
Montana Aircraft Accidents.....	74, July;	66, Aug.;
New Jersey Highway Accident.....	56, Jan.	
Ontario Blizzard.....	67, June	
Oregon Snow and Rainstorm.....	78, May	
Ozona, Texas, Flood.....	76, Nov.	
Scarboro Township, Ont., Kidnapping.....	66, June	
Sibley, Iowa, Sleet Storm.....	60, Mar.	
Sidney, N. Y., Rainstorm.....	66, Sept.	
South Dakota Sleet Storms.....	60, Mar.;	67, June
Southern California Earthquake.....	67, June	
Spokane, Wash., Railway Communications Disruption.....	74, July	
Texas B-36 Crash.....	61, Mar.	
Texas Forest Fires.....	68, Oct.	
Utah Aircraft Search.....	68, Sept.	
Vicksburg, Miss., Tornado.....	61, Mar.	
Warner Robins, Ga., Tornado.....	66, June	
Westfield, Mass., Fire.....	77, Nov.	
West Virginia Forest Fires.....	60, Mar.	
Zion, Ill., Fire.....	78, May	
DX-pedition to Clipperton (Denniston).....	11, July	
Hurricane Operations (editorial).....	9, Nov.	
Operation Alert.....	72, Dec.	

FEATURES & FICTION

DX-pedition to Clipperton (Denniston).....	10, July
FCC Visits ARRL Hq.....	10, Mar.
Fulminatin' from Ol' Pogy.....	34, Nov.
Hamshacks (Middlton).....	48, Sept.
QST — Volume I (Young).....	40, Oct.

HAPPENINGS OF THE MONTH

Amateur Radio Week Proposed.....	44, Apr.	
Amateur Week in Indiana and Michigan.....	47, Aug.	
Antenna Mast Okayed.....	32, June	
Austrian Ban Off.....	33, June	
Board Meeting.....	52, May	
Board Meeting Highlights.....	32A, June	
Board Meeting Minutes.....	45, July	
Call Sign Requests Denied.....	53, Dec.	
Canadian Regs Changes.....	45, July	
Conelrad Plan Approved.....	46, Aug.	
Director Elections.....	50, Nov.	
Docket 9288 Filing.....	146, Dec.	
Docket 10712 Filing.....	43, Feb.	
Docket 10927 Filing.....	47, Aug.	
Edward A. Roberts, WBHC.....	33, June	
Election Injunction Again Denied.....	44, July	
Election Injunction Denied.....	44, Apr.	
Election Injunction Sought.....	30, Jan.	
Election Notice.....	46, Aug.;	44, Sept.
Election Results.....	30, Jan.	
Exam Points Change.....	31, Jan.	
Examination Schedule.....	31, Jan.;	44, July
Executive Committee Meetings.....	120, Aug.	
FCC Denies Voice Expansion — Opens 6-Meter Duplex.....	41, Oct.	
FCC Proposals.....	45, Apr.	
General Class Exam Scope Expanded.....	53, Dec.	
Grammer's 25th.....	41, Oct.	

"ITV" Filing	146, Dec.
K4 Calls Being Issued	50, Nov.
League Audits	44, Sept.
League Opposes License Fee	54, May
License Fees Deferred	45, July
License Fees Proposed	44, Mar.
License Plates	54, May
Mail License Procedures	50, Nov.
Maritime Mobile Hearing	43, Feb.
National Amateur Radio Week	53, May
New Hams at Hq.	52, Dec.
New Security Rules	46, Aug.
Novice Expansion Proposed	40, Oct.
Novice & Technician Changes	52, May
Ohio Amateur Radio Week	45, Sept.
QST Article Awards	52, May
Recent Commission Actions	50, Nov.
Renewal Form 405-A	52, Dec.
Security Rules	45, Sept.
Sideband Segregation Denied	52, Dec.
Special Roanoke Election	50, Nov.
Spurious-Radiation Problems	31, Jan.
Staff Notes	44, Apr.
Technician Expansion Proposed	41, Oct.
TVI Show to West Coast	45, Apr.
W6ZH Chosen Undersecretary of State	40, Oct.
Walter E. Bradley, W1FWH	53, Dec.
What Bands Available?	51, Nov.
3.5-Mc. Pacific Use	47, Aug.
21-Mc. MM Granted	33, June

HINTS & KINKS

January, page 63	
Subband Markings for HRO Coils (Engwicht)	
Stow Clamp for Mobile Antennas (Kovacevich)	
Source of Sheet Aluminum (Witt)	
Miniature Low-Loss Connectors (Pearre)	
More About the Grid-Plate Oscillator (Jeffrey)	
February, page 45	
Shock Mount for Relays (Davis)	
Grid-Dip Meter as an Aid to Crystal Grinding, The (Kujampaa)	
Preventing R.F. Leaks with Aluminum Foil (Forant)	
Rifle Cleaning Brush as a Soldering Aid (Detmer)	
Handy Storage Bins (Blaisdell)	
Making Large Round Chassis Holes Without a Punch (Crane)	
March, page 48	
More About Generator Noise (Stuckey)	
Mounting and Tapping B & W Miniductors (CP1BK)	
Suppression of Auto-Gauge Interference (Thomason)	
April, page 49	
Uses for Old Fluorescent Starters (Solomon)	
Using the Meissner Type EX Signal Shifter at 1.8 Mc. (Anderson)	
Homemade Holder for Surplus Radar Crystals (Bruno)	
May, page 42	
Test-Lead Storage (Brugh)	
I.F. Transformer for the "Good Four-Tube Superhet" (Kelley)	
June, page 42	
Double Conversion Using the BC-348 (Ditton)	
Double-Duty Relay Service (Klebam)	
Crystal Socket Hint (Unterkofer)	
Utilizing Burnt-Out Metal Tubes as Cable Plugs (Baghdasarian)	
Soldering to Aluminum (Orloski)	
July, page 39	
V.T.V.M. Power Supply for the G.D.O. (McCloud)	
Earphone Pads (Messler)	
Revamped Audio Circuit for Viking Transmitters (Seeley)	
Source of Hum in Old Receivers (Dilno)	
August, page 42	
Low-Voltage Regulation (Fernane)	
Feed-back	136, Oct.
Color-Code Reminder (Williams)	
Using 12-Volt Dynamotors with 6-Volt Charging Systems (Matthews)	
September, page 39	
More About Soldering Aluminum (Woodward)	
Notes on Selectivity Control for the Collins 75A-3 (West-Aicholz)	
Removing Pilot Lamps (Terrill)	
Protecting Chassis Finish During Construction (Kosina)	
November, page 54	
Homemade Guy-Wire Insulators (Christ)	
Power-Supply Hint (Collins)	
Simple Continuity Tester (Terrill)	
Handy Mounting for the Neon Bulb (Beers)	

Repairing Ceramic or Isolantite Components (Greenberg)	
Curing Regeneration in the Bandwidthing Kilowatt (Bridges)	
QST Article Indexing Hint (Stouth)	
Electric Fence Wire for Antenna Use (Brown)	
Homemade QSL Cards (Hart)	
New Shielding Trick (Carpenter)	
Novel Direction Indicator for Rotary Beams, A (Gross)	
Modulating the Grid-Dip Oscillator (Deane)	
December, page 39	
Starting Hard-to-Get-at Machine Screws and Nuts (Joseph; Kosina)	
"All-Band" Antenna (Cope)	
Using the Select-O-Ject as a Keying Monitor (Bakersmith)	
Removing Hot Tubes (McCoy)	

I.A.R.U. NEWS

Austria	63, Sept.
December Calendar	58, Dec.
June Calendar	63, Sept.
Philippines	63, Sept.; 58, Dec.
QSL Bureau Changes	63, Sept.
QSL Bureaus of the World	59, June; 58, Dec.
WAC Boundary Change	63, Sept.

KEYING & CONTROL CIRCUITS

Application of the Characteron as a Morse-Code Converter, The (McNaney and Jackson)	16, Mar.
Beginner's Code-Practice Set, A (McCoy)	36, Feb.
Break-In with One Antenna (Puckett)	35, Mar.
Double-Duty Relay Service (H & K)	42, June
Low-Cost Transistorized Code-Practice Oscillator, A (Hoisington)	24, June
"Paratone" — An R.F.-Powered Monitor for Break-In, The (Klein and Slusher)	25, Aug.
Protective Circuit for Transmitting Tetrodes, A (Beling)	33, Oct.
Simplified "Break-In with One Antenna" (Crawfis)	30, Nov.
Thyratron-Controlled Electronic Key, A (Gallagher)	24, Dec.
Transistor Self-Powered C.W. Monitor, A (Klein and Slusher)	28, Jan.
Feed-back	10, Apr.
"Tur-Key" in Miniature, The (Turrin)	11, Sept.
Using the Select-O-Ject as a Keying Monitor (H & K)	39, Dec.
VR Break-In Keying (Goodman)	33, Feb.

MEASUREMENTS & TEST EQUIPMENT

Checking R.F. Chokes with the G.D.O. (Johnson)	15, Feb.
Distortion in Single-Sideband Linear Amplifiers (Bruene)	24, Nov.
Dual Regulated General-Purpose Power Supply (Hansen)	20, Dec.
Grid-Dip Meter as an Aid to Crystal Grinding, The (H & K)	45, Feb.
Handy Mounting for the Neon Bulb (H & K)	54, Nov.
Lazy Man's Panoramic Adapter, The (Ehrlich)	14, Nov.
Modulating the Grid-Dip Oscillator (H & K)	56, Nov.
Principal Characteristics of Standard-Frequency and Time-Signal Stations (Strays)	54, Apr.
"Scope Intensifier (On the Air with Single Sideband)	112, Mar.
Simple Continuity Tester (H & K)	54, Nov.
Test-Lead Storage (H & K)	42, May
"Transient Demonstrator, A (Rumble)	46, Nov.
TVI Checking at Headquarters	34, Apr.
"Two-Dial Receivers and 100-Kc. Signals	34, Oct.
Using the B.F.O. as an Interpolation Oscillator (Campbell)	31, Dec.
Vacuum-Tube Insulation-Resistance Tester, A (Kosa)	42, Feb.
V.T.V.M. Power Supply for the G.D.O. (H & K)	39, July
WWV-WWW Schedules	34, Jan.; 110, June; 73, Nov.
50-Kc. Markers from a 100-Kc. Crystal	40, July

MISCELLANEOUS — GENERAL

Earphone Pads (H & K)	39, July
FCC Visits ARRL Hq.	10, Mar.
Handy Storage Bins (H & K)	122, Feb.
Homemade QSL Cards (H & K)	55, Nov.
New Books	47, Jan.; 62, July; 130, Aug.
Novice & Technician Exams by Mail	51, May
Public Relations Project, A (Archer)	18, Nov.
QST — Volume I (Young)	40, Oct.
(See also "It Seems to Us . . .," same issue)	

QST Article Indexing Hint (H & K).....	55, Nov.
Switch to Safety.....	72, Oct.
Transmitter Hunting with the D.F. Loop (Norberg).....	33, Apr.
W9NZZ Wins Edison Award.....	16, Apr.

MISCELLANEOUS — TECHNICAL

Application of the Charactron as a Morse Code Converter, The (McNaney and Jackson).....	16, Mar.
Build Your Own Panoramic Adapter (Priebe).....	20, Sept.
Circuit Diagrams (Technical Correspondence).....	114, Mar.
Circuit Diagrams (Technical Topics).....	42, Jan.
Circuit Symbol for the Junction-Type Transistor (Technical Topics).....	36, Oct.
Color-Code Reminder (H & K).....	42, Aug.
Crystal-Socket Hint (H & K).....	42, June
Extending the Range of the ARRL Lightning Calculator (Beers; Bradley).....	40, Sept.
Low-Voltage Regulation (H & K).....	42, Aug.
Feed-back.....	136, Oct.
New Apparatus & Recent Equipment.....	47, Jan.; 52, Feb.; 47, May; 43, June; 43, July; 43, Aug.; 42, Sept.; 56, Sept.; 38, Oct.; 40, Dec.
Removing Pilot Lamps (H & K).....	39, Sept.
Sunspots Just Around the Corner? (Technical Topics).....	53, Aug.

MOBILE

Bandpass Circuit Design for Crystal-Controlled Converters (Hadlock).....	27, Feb.
Checks on 10-Meter Mobile Whips, Some (Plummer and Seidel).....	34, Aug.
Have You Tried V.H.F. Mobile? (Tilton).....	16, Sept.
"Mighty Mo" Gets Mightier (Mouridian).....	34, May
Mobile Loop Antennas (Webster).....	26, June
More About Generator Noise (H & K).....	48, Mar.
R.F. Assembly for Mobile or Fixed-Station Work (Chambers).....	11, Oct.
Feed-back.....	10, Nov.
Simple Crystal-Controlled Converters (Deane).....	34, Dec.
Stow Clamp for Mobile Antennas (H & K).....	63, Jan.
Suppression of Auto-Gauge Interference (H & K).....	48, Mar.
Transmitter Hunting with the D.F. Loop (Norberg).....	33, Apr.
Twenty-Five Watts Under the Dash (Lamb).....	10, Aug.
Unusual 75-Meter Mobile Antenna, An (Haughton).....	23, Jan.
Using 12-Volt Dynamotors with 6-Volt Charging Systems (H & K).....	42, Aug.

MODULATION

A.M. Equivalent of Single Sideband, The (Gramer).....	19, Jan.
Delay-Line Phase Shift (Griffin and Fryklund).....	12, Mar.
Distortion in Single-Sideband Linear Amplifiers (Bruene).....	24, Nov.
Phase-Modulation Exciter for the V.H.F. Man (Southworth).....	39, Aug.
Post-Phasing Distortion (Technical Topics).....	40, Feb.
Principles of Radiotelephony, Some (Goodman) — Part I.....	37, May
Part II.....	13, June
Part III.....	34, July
Part IV.....	22, Oct.
Addendum.....	40, June
Single-Sideband Economy (Technical Topics).....	43, Mar.
120 Watts of Audio Without Driving Power (Gramer).....	15, Dec.

POWER SUPPLY

Dual Regulated General-Purpose Power Supply (Hansen).....	20, Dec.
Power-Supply Hint (H & K).....	54, Nov.

RECEIVING

Adding a Mechanical Filter to the 75A-1 (Andrew).....	35, Jan.
Bandpass Circuit Design for Crystal-Controlled Converters (Hadlock).....	27, Feb.
Broad-Band Bandswitching Converter/Preselector (Latter).....	25, Sept.
CD-10-TC, The (Deane).....	32, Nov.
Feed-back.....	146, Dec.
Cascaded Half-Lattice Crystal Filters for 'Phone and C.W. Reception (Morrison).....	21, May
Crystal-Controlled Converter for 432 Mc., A (Tilton).....	24, Jan.
Crystal-Controlled Converter for 21 Mc., A (Tilton).....	29, Mar.

Double-Conversion Attachment for 2-Meter Receivers (Breitzfelder).....	32, Dec.
Double Conversion Using the BC-348 (H & K).....	42, June
Gadgets for the S-76 (McCoy).....	44, Nov.
Getting the Most Out of Your Receiver (Goodman).....	32, Jan. x
Have You Tried V.H.F. Mobile? (Tilton).....	16, Sept.
How To Tune a Single-Sideband Signal (Goodman).....	20, Aug. x
I.F. Transformer for the "Good Four-Tube Superhet" (H & K).....	42, May
Invading Never-Never Land (Peters).....	30, July
Lazy Man's Panoramic Adapter, The (Ehrlich).....	14, Nov.
Modifying the S-40 for S.S.B. Reception (Sommerfield).....	42, Apr. v
Feed-back.....	130, May
Notes on Selectivity Control for the Collins 75A-3 (H & K).....	39, Sept.
One-Package Station for Two Meters, A (Southworth).....	11, Apr.
Feed-back.....	118, June
'Phone Selectivity for the BC-312 (Morrison).....	19, Feb.
Radical Approach to Improved 'Phone Reception, A (Rapp).....	37, Apr.
R.F. Amplifiers for 420 Mc. Using the 6AN4 (Lee and Loofbourrow).....	39, Mar.
Receiver for Flat Purses, A (Hayward).....	34, June
Selectivity and 'Phone Reception (Goodman).....	20, Mar.
Sideband Filters Using Crystals (Burns).....	35, Nov.
Simple Crystal-Controlled Converters (Deane).....	34, Dec.
Source of Hum in Old Receivers (H & K).....	134, July
Subband Markings for HRO Coils (H & K).....	63, Jan.
Transistor Superregenerative Receiver for 10 and 6 Meters, A (Wadsworth).....	17, Nov.
Two-Dial Receivers and 100-Kc. Signals.....	34, Oct.
Using the B.F.O. as an Interpolation Oscillator (Campbell).....	31, Dec.
Using the Select-O-Ject as a Keying Monitor (H & K).....	39, Dec.

REGULATIONS

(Also see "Happenings of the Month")

Antenna Mast Okayed.....	32, June
Austrian Ban Off.....	33, June
Call Sign Requests Denied.....	53, Dec.
Canadian Regs Change.....	45, July
Conelrad Plan Approved.....	46, Aug.
FCC Denies Voice Expansion — Opens 6-Meter Duplex.....	41, Oct.
New Security Rules.....	46, Aug.
Novice & Technician Changes.....	52, May
Novice & Technician Exams by Mail.....	51, May
Recent Commission Actions.....	50, Nov.
Renewal Form 405-A.....	52, Dec.
Sideband Segregation Denied.....	52, Dec.
What's with Your Log? (McCoy).....	32, Mar.
3.5-Mc. Pacific Use.....	47, Aug.
21-Mc. MM Granted.....	33, June

SINGLE SIDEBAND

A.M. Equivalent of Single Sideband, The (Gramer).....	19, Jan.
Case for the AB: Linear, The (Gramer).....	26, Apr.
Delay-Line Phase Shift (Griffin and Fryklund).....	12, Mar.
Distortion in Single-Sideband Linear Amplifiers (Bruene).....	24, Nov.
Fine Tuning with a Clapp Oscillator (On the Air with Single Sideband).....	38, Feb.
How To Tune a Single-Sideband Signal (Goodman).....	20, Aug.
Modifications of "W9LJ" Anti-Trip Voice Control (On the Air with Single Sideband).....	33, Feb.
Modifying the S-40 for S.S.B. Reception (Sommerfield).....	42, Apr.
Feed-back.....	130, May
Post-Phasing Distortion (Technical Topics).....	40, Feb.
Resistance-Coupled Buffer for Stabilizing a 6AG7 (On the Air with Single Sideband).....	39, Feb.
'Scope Intensifier (On the Air with Single Sideband).....	112, Mar.
Selectable Sideband with VFO and a Filter-Type Generator (On the Air with Single Sideband).....	46, Jan.
Sideband Filters Using Crystals (Burns).....	35, Nov.
Single Sideband (editorial).....	9, Oct.
Single-Sideband Economy (Technical Topics).....	43, Mar.
Still More on Moving Crystal Frequencies (On the Air with Single Sideband).....	112, Mar.
Tubeless VFO for the 10A, A.....	23, June
Re the.....	30, Oct.
Using the Viking I with a Crystal-Filter Exciter (On the Air with Single Sideband).....	34, Mar.
Using the Viking II as a Linear Amplifier (On the Air with Single Sideband).....	46, Jan.
813s in a High-Power Linear (Simon).....	20, July

TRANSMITTERS

Bandswitching 813 Rig with Pi-Section Output, A (Resconsin).....	16, June
CD-10-TC, The (Deane).....	32, Nov.
Feed-back.....	146, Dec.
Civil Defense Control-Station Transmitter, A (Rand) — Part I.....	16, Aug.
Part II.....	33, Sept.
"Connecticut Kilowatt," The (Resconsin).....	30, Aug.
Crystal Control on 220 Mc. (Tilton and Southworth).....	16, Feb.
High-Power Pi-Network Amplifier with Parallel Tetrodes (Bridges).....	13, May
Low-Cost Gallon, A (Anthony).....	31, Sept.
"Mighty Mo" Gets Mightier (Mouridian).....	34, May
Notes on Grounded-Grid R.F. Power Amplifiers (Puckett).....	36, Dec.
One-Package Station for Two Meters, A (Southworth).....	11, Apr.
Feed-back.....	118, June
Phase-Modulation Exciter for the V.H.F. Man (Southworth).....	39, Aug.
Pigmy Powerhouse, The (Countryman).....	17, Apr.
R.F. Assembly for Mobile or Fixed-Station Work (Chambers).....	11, Oct.
Feed-back.....	10, Nov.
Simple 144-Mc. Rig for C.D. Work, A (Newland).....	31, Feb.
Step-by-Step Transmitter for the V.H.F. Man, A (Tilton and Southworth) — Part I.....	16, Oct.
Part II.....	41, Nov.
Supplementary Data on the Three-Control 813 Transmitter (Chambers).....	37, June
Technician Rig for 220 and 420 Mc. (Southworth).....	27, Dec.
Three-Control Six-Band 813 Transmitter (Chambers).....	11, Jan.
Twenty-Five Watts Under the Dash (Lamb).....	10, Aug.
40-Watt Amplifier for 220 Mc., A (Tilton).....	18, May
40 Watts on the 7- and 21-Mc. Bands (McCoy).....	11, Dec.
813s in a High-Power Linear (Simon).....	20, July

TRANSMITTING

Amplitude Limiting for the VFO (Bernstein).....	24, Feb.
Audio for the Mobile or Fixed-Station R.F. Assembly (Chambers).....	21, Nov.
Feed-back.....	146, Dec.
Bandspreading the Clapp VFO (Russell).....	37, Oct.
Case for the AB1 Linear, The (Grammer).....	26, Apr.
Curing Regeneration in the Bandswitching Kilowatt (H & K).....	55, Nov.
Delay-Line Phase Shift (Griffin and Fryklund).....	12, Mar.
Distortion in Single-Sideband Linear Amplifiers (Brucne).....	21, Nov.
Fine Tuning with a Clapp Oscillator (On the Air with Single Sideband).....	38, Feb.
Have You Tried V.H.F. Mobile? (Tilton).....	16, Sept.
Let's Go VFO (McCoy).....	23, Apr.
Modifications of "WOLIJ" Anti-Trip Voice Control (On the Air with Single Sideband).....	38, Feb.
More About the Grid-Plate Oscillator (H & K).....	63, Jan.
Multiband 813 Final, A (Rinaudo).....	11, Nov.
Multiband Tuning Circuits (Johnson).....	25, July
Notes on Grounded-Grid R.F. Power Amplifiers (Puckett).....	36, Dec.
Post-Phasing Distortion (Technical Topics).....	40, Feb.
Protective Circuit for Transmitting Tetrodes, A (Being).....	33, Oct.
Putting the Collins 32-V on 160 (Zelle).....	38, Apr.
R.F. Chokes for High-Power Parallel Feed (Chambers).....	30, May
Reducing Tank-Condenser Minimum Capacitance.....	29, July
Resistance-Coupled Buffer for Stabilizing a 6AG7 (On the Air with Single Sideband).....	39, Feb.
Selectable Sideband with VFO and a Filter-Type Generator (On the Air with Single Sideband).....	46, Jan.
Sideband Filters Using Crystals (Burns).....	35, Nov.
Simplified "Break-In with One Antenna" (Crawfis).....	30, Nov.
Single-Ended Multiband Tuners (Chambers).....	23, July
Single-Sideband Economy (Technical Topics).....	43, Mar.
Still More on Moving Crystal Frequencies (On the Air with Single Sideband).....	112, Mar.
Tin Can Low-Pass, The (McCoy).....	29, Sept.
Tubeless VFO for the 10A, A.....	28, June
Re the.....	30, Oct.

Using the Meissner Type EX Signal Shifter at 1.8 Mc. (H & K).....	49, Apr.
Using the Viking I with a Crystal-Filter Exciter (On the Air with Single Sideband).....	34, Mar.
Using the Viking II as a Linear Amplifier (On the Air with Single Sideband).....	46, Jan.
50-Mc. TVI — Its Causes and Cures (Ladd) — Part I.....	21, June
Part II.....	32, July
120 Watts of Audio Without Driving Power (Grammer).....	15, Dec.

TVI

ITV (editorial).....	9, Aug.
"ITV" Filing (Happenings of the Month).....	146, Dec.
On the TVI Front	
ARRL TVI Demonstration Visits Dallas.....	57, Dec.
Cure for ITV.....	46, Sept.
Encouraging Letter.....	57, Dec.
Licking U.H.F. Strip TVI — A Success Story.....	28, Mar.
Raytheon Advises Consumers on TVI.....	31, June
Reminder — Television Script on TVI Available.....	28, Mar.
TVI Committee Operation Described.....	46, Sept.
Up-to-Date List of TVI Committees.....	31, June
21-Mc. TVI.....	57, Dec.
Preventing R.F. Leaks with Aluminum Foil (H & K).....	122, Feb.
Progress and Activities Report — Washington TVI Committee (Richman).....	52, July
Standing Waves and TVI (Technical Topics).....	44, Jan.
Tin Can Low-Pass, The (McCoy).....	29, Sept.
TVI Checking (editorial).....	9, Apr.
TVI Checking at Headquarters.....	34, Apr.
TVI "Diplomatics" (Rowe and Lake).....	30, June
TVI Show to West Coast (Happenings of the Month).....	45, Apr.
TV Receiver Radiation (Najork) (Technical Correspondence).....	57, Nov.
50-Mc. TVI — Its Causes and Cures (Ladd) — Part I.....	21, June
Part II.....	32, July

V.H.F. & MICROWAVES

Civil Defense Control-Station Transmitter, A (Rand) Part I.....	16, Aug.
Part II.....	33, Sept.
Coast to Coast on 144 Mc.I.....	62, Aug.
Crystal Control on 220 Mc. (Tilton and Southworth).....	16, Feb.
Crystal-Controlled Converter for 432 Mc., A (Tilton).....	24, Jan.
Double-Conversion Attachment for 2-Meter Receivers (Bretzfelder).....	32, Dec.
Have You Tried V.H.F. Mobile?.....	16, Sept.
New Record on 10,000 Mc.....	10, June
One-Package Station for Two Meters, A (Southworth).....	11, Apr.
Feed-back.....	118, June
Phase-Modulation Exciter for the V.H.F. Man (Southworth).....	39, Aug.
R.F. Amplifiers for 420 Mc. Using the 6AN4 (Lee and Loofbourrow).....	39, Mar.
Simple 144-Mc. Rig for C.D. Work (Newland).....	31, Feb.
Step-by-Step Transmitter for the V.H.F. Man, A (Tilton and Southworth) — Part I.....	16, Oct.
Part II.....	41, Nov.
Technician Rig for 220 and 420 Mc. (Southworth).....	27, Dec.
Transistor Superregenerative Receiver for 10 and 6 Meters, A (Wadsworth).....	17, Nov.
World Above 50 Mc., The	
Atlanta, Ga., C.D. Antennas for 144 Mc.....	57, Apr.
Coat-Hanger Antenna Elements.....	68, Nov.
Feeding Stacked Arrays with Coaxial Line.....	82, Aug.
Horizontal Polarization and 2-Meter Mobile.....	55, Jan.
R.F. Amplifier Hints.....	63, June
432-Mc. Converter Ideas (W5NSJ).....	66, Nov.
6252 and 6360, New Twin Tetrodes.....	55, Feb.
6360 Tripler for 423 Mc.....	67, Nov.
6524, New U.H.F. Twin-Tetrode.....	136, Oct.
40-Watt Amplifier for 220 Mc., A (Tilton).....	18, May
50-Mc. TVI — Its Causes and Cures (Ladd) — Part I.....	21, June
Part II.....	32, July

SINGLE SIDEBAND SELECTOR #2

JUDGING from the comments on the air and the letters we have received, the page I wrote for the October issue of *QST* touched on a delicate subject. To clear up some of the misunderstandings, we would like to make the following statements:

1. The purpose of the tests was to determine the feasibility of incorporating selectable sideband in new receiver designs where reception of *double sideband AM signals* is a consideration.
2. The fact that our test indicated better readability with the crystal filter does not mean that we will not consider the use of selectable sideband since reception of SSSC signals is another important consideration.
3. The Single Sideband converter used for the tests is not available to Amateurs. It is a recent development for the military service. No single sideband converter *presently in production* for the Amateur market was tested.
4. The signals were clean, without evidence of frequency modulation.
5. The reception with the crystal filter was essentially exalted carrier selectable sideband, with the characteristics of the crystal supplying the peak to exalt the carrier and the notch to reject the undesired sideband. See page 65 of the February 1954 issue for the tuning details necessary to produce these results.
6. Our point was this: In the purchase of an NC-183D or HRO-60 receiver, a means of carrier exaltation and sideband selection of *double sideband AM signals* is built in if the time is taken to get familiar with it.
7. It does not necessarily follow that this performance will be obtained with all receivers containing crystal filters since there are other considerations.
8. All the operators used in making the test were thoroughly familiar with the equipment and the problem.

Since the last discussion of selectable sideband, I have had the pleasure of using a SSSC exciter at my home QTH. To say that I am enthused is putting it mildly — even twenty CW was omitted from my operating schedule last weekend. This is something coming from a DX hound.

National Company has expanded its activities which includes a program of more diversified Amateur products. This will include in addition to new equipment, a larger selection of components designed for the constantly changing market.

Certainly Single Sideband equipment and components will be among the new items.

ED HARRINGTON, W1JEL



NATIONAL COMPANY, INC.

61 SHERMAN STREET, MALDEN 48, MASS.
EXPORT: 89 BROAD STREET, NEW YORK CITY
CANADA: CANADIAN-MARCONI, 830 BAYVIEW AVE., TORONTO 17, ONT.

RCA "HIGH PERVEANCE" POWER TUBES....

**...for high power output
at lower plate voltages**

High perveance—a basic design feature of RCA power tubes—makes it practical to get the power you want at *substantially lower plate voltage*. Here's how this important feature pays off for you: (1) It enables you to use more reasonable values of pi-network components, (2) it reduces the need for very high-voltage plate transformers and high-voltage-rated filter capacitors, (3) it permits you to use lower-voltage-rated tank circuits, (4) it simplifies your rf and dc insulation problems.

RCA High-Perveance tubes—power triodes and beam power types—are available at your RCA Tube Distributor. For technical data write RCA, Commercial Engineering, Section L37M, Harrison, N. J.

RCA High-Perveance Tubes for high power at lower plate voltages

RCA Amplifier Service—Max. Amateur Ratings, Class C CW

RCA No.	Type	DC Plate Input (watts)	DC Plate Volts
2E26	Beam Power	40	600
807	Beam Power	75	750
810	Triode	750	2500
811A	Triode	260	1500
812A	Triode	260	1500
813	Beam Power	500	2250
815	Twin Beam Power	75*	500
829B	Twin Beam Power	120*	750
832A	Twin Beam Power	50*	750
833A	Triode	1000	3300
5763	Beam Power	17	350
6146	Beam Power	90	750
6524	Twin Beam Power	85	600
8000	Triode	750	2500
8005	Triode	300	1500

*Total for tube



RADIO CORPORATION of AMERICA
ELECTRON TUBES

HARRISON, N. J.