

# 73 AMATEUR RADIO

FEBRUARY 1989  
ISSUE #341  
USA \$2.95  
CAN \$3.95

International Edition

A WGE Publication

## Ten Reviews!

### For home:

- Two great HF rigs
- FAX converter
- 10m vertical

### For the road:

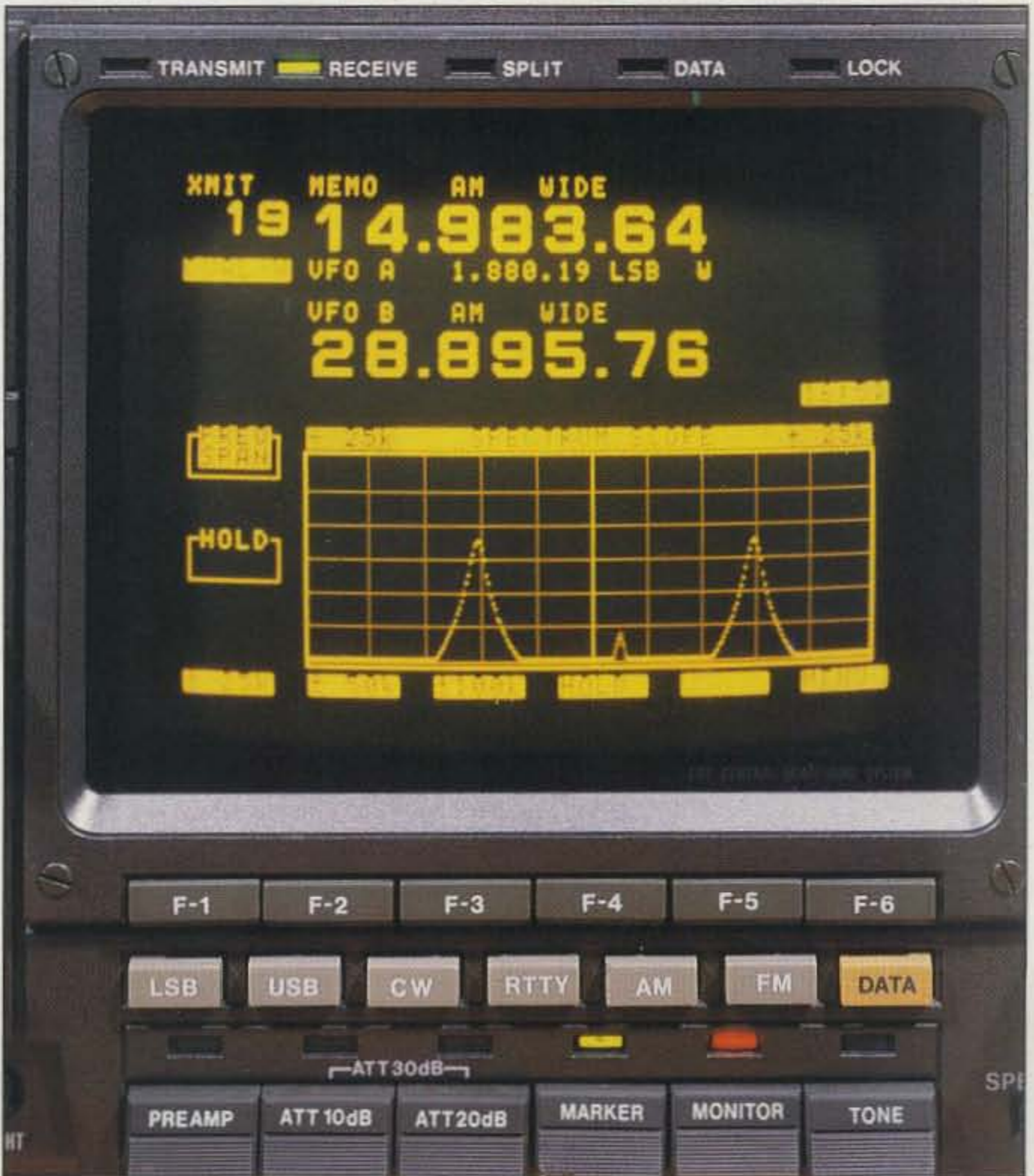
- 600-Watt amp
- 10m whip

### Portable:

- High-power HT
- Pocket SW receiver
- ...and more!

### Home-brew:

- Plug-in C-64 packet
- 80m transceiver
- Auto CW IDer





ICOM

IC-781 HF Transceiver



# THE FUTURE OF AMATEUR COMMUNICATIONS

Once in a lifetime, a transceiver is introduced that's so extraordinary and innovative that it opens a totally new era in HF communications. ICOM's pacesetter IC-781 proudly exhibits that hallmark achievement with futuristic designs and features of true legendary proportions. Whether DX'ing, contesting, pioneering new interests or enjoying unquestionable top-of-the-line performance, the IC-781 is indeed today's standard of excellence!

**Multi-Function Five Inch CRT.** Displays frequencies, modes, memory contents, operating notes, RIT, two menu screens, plus a panoramic view of all signals in a selected range. A portion of the screen also serves as a display for data modes like RTTY, AMTOR, and PACKET.



**Unique Spectrum Scope.** Continuously indicates all signal activities and DX pileups with your operating frequency in the center. Selectable horizontal frequency spans of 50,

100, and 200kHz for each side of the frequency you're listening to. Vertical range indicates relative signal strengths. A contesteer's dream!



**Dual Width Noise Blanker** includes MCF filter plus level and width controls to eliminate pulse and woodpecker noise with minimum adjacent-signal interference.

**Incomparable Filter Flexibility.** Independent selection of wide and narrow SSB filters plus CW filters. Second and third CW IF filters are independently selectable!

**Dual Watch.** Simultaneously receives two frequencies in the same band! Balance control adjusts VFO A/B receive strength levels. You can check additional band activity, even tune in your next contact, while in QSO without missing a single word!

**DX Rated!** 150 watts of exceptionally clean RF output. Easily drives big amplifiers to maximum power.

**Twin Passband Tuning with separate controls for second and third IF stages!** Increases selectivity and narrows bandwidth, independently varies low and high frequency response, or functions as IF shift. It's DX'ing Dynamite!

**A Total Communications System!** Includes built-in 100% duty AC supply, high speed automatic antenna tuner, iambic keyer, semi-automatic or full QSK CW break-in to 60 wpm, Audio Peaking Filter (APF), RF speech processor, multiscanning, 105dB dynamic range, all-band/all-mode receiver with general coverage, and much more!

**ICOM Dependability.** The phenomenal IC-781 is built for action and backed with the most extensive warranty in the industry.

See the IC-781 at your local ICOM dealer.

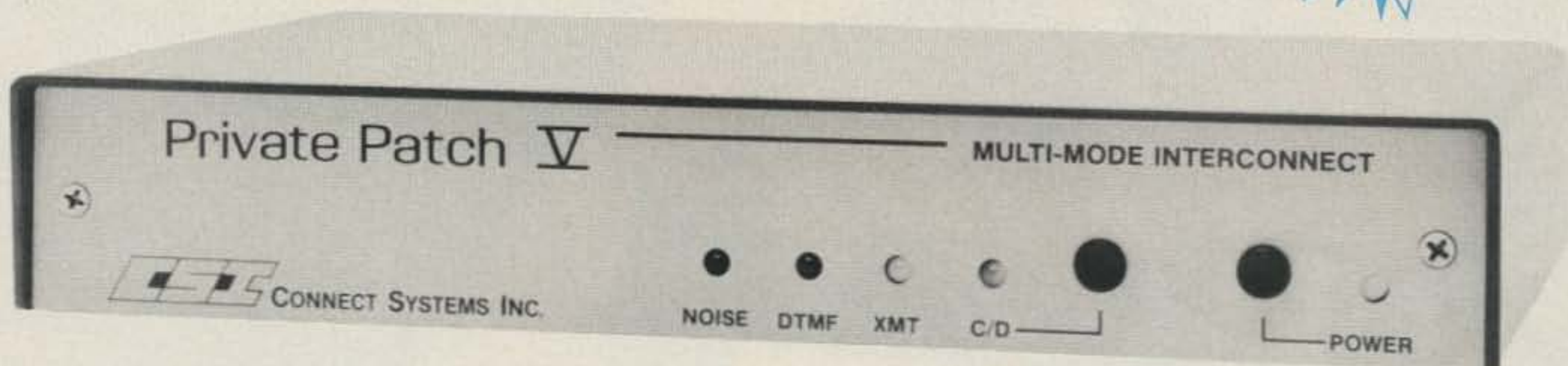
ICOM  
First in Communications

ICOM America, Inc., 2380 116th Avenue N.E., Bellevue, WA 98004  
Customer Service Hotline (206) 454-7619  
3150 Premier Drive, Suite 126, Irving, TX 75063  
1777 Phoenix Parkway, Suite 201, Atlanta, GA 30349  
ICOM CANADA, A Division of ICOM America, Inc.,  
3071 - #5 Road, Unit 9, Richmond, B.C. V6X 2T4  
All stated specifications subject to change without notice or obligation.  
All ICOM radios significantly exceed FCC regulations limiting spurious emissions. 781188.

CIRCLE 354 ON READER SERVICE CARD



# FOUR user selectable operating modes and a 90 number autodialer make Private Patch V the ONLY choice!



## SELECT AN OPERATING MODE USING THE BUILT-IN KEYBOARD . . .

### 1. SIMPLEX SAMPLING PATCH

Private Patch V achieves a level of sampling patch performance unobtainable in any other product. Crucial to performance is the noise squelch filter. Compare our five pole filter to the competition's two pole filter. Advanced software algorithms perform noise correlation tests which result in greater useable range than the competition. Nine selectable VOX enhancement ratios allow you to vary performance from straight sampling to highly VOX enhanced. (sampling rate decreased while the land party is speaking). The mobile is in full control and can break-in at any time.

### 2. SIMPLEX VOX PATCH

VOX mode offers superb simplex operation with any radio, including synthesized and relay switched models. VOX mode has other advantages too. 1. A linear amplifier can be used to extend straight simplex range. 2. You can operate through any remotely located repeater to greatly extend range. 3. If desired you can connect Private Patch V to the MIC and speaker jack of your radio. NO INTERNAL CONNECTIONS ARE REQUIRED. Control is maintained automatically with built-in dial tone detection, busy signal detection and fully programmable activity and time out timers. An optional electronic voice delay board eliminates first word clipping with slow switching radios.

### 3. DUPLEX PATCH

Select duplex mode when connecting Private Patch V to your existing repeater or duplex base station. Many features including semi-duplex privacy mode are user programmable. The mobile is in full control at all times.

### 4. REPEATER CONTROLLER

Private Patch V will convert any receiver and transmitter into an outstanding performing repeater with duplex autopatch. Features such as repeater on/off code, hangtime, activity timer time, CW ID interval etc. are fully user programmable. Private Patch V is the right choice for your club system.

Private Patch V is a totally new concept in automatic phone patches. A built-in keyboard and menu driven display allow you to customize all modes, features, and functions specifically to *your application*.


Private Patch V can be a sampling patch today. A VOX patch tomorrow. And a repeater controller next year!

You may never need another patch again.

## COMPARE THESE FEATURES . . .

- 90 phone number autodialer
- Last number redial
- Regenerated tone/pulse dialing
- Toll restrict: 1st and 2nd digit restrict, prefix lockout and digit counting
- 1-5 digit connect/disconnect code
- 2-5 digit secret toll override code
- User programmable CW ID
- Remote hook flash
- Auto disconnect on dialtone/busy signals
- Telephone remote base
- Remote controlled relay (relay optional)
- Lightning protected

Call or write today for your **FREE** brochure.



**CONNECT SYSTEMS INC.**

23731 Madison St. Torrance, CA 90505  
Phone: (213) 373-6803

AMATEUR ELECTRONIC SUPPLY: Milwaukee WI, Wickliffe OH, Orlando FL, Clearwater FL, Las Vegas NV • BARRY ELECTRONICS CORP.: New York NY • ERICKSON COMMUNICATIONS: Chicago IL • HAM RADIO OUTLET: Anaheim CA, Burlingame CA, Oakland CA, Phoenix AZ, San Diego CA, Van Nuys CA, Atlanta GA • HENRY RADIO: Los Angeles CA • INTERNATIONAL RADIO SYSTEMS: Miami FL • JUNS ELECTRONICS: Culver City CA • MADISON ELECTRONICS SUPPLY: Houston TX • MIAMI RADIO CENTER CORP.: Miami FL • MIKES ELECTRONICS: Ft. Lauderdale, FL • N&G DISTRIBUTING CORP.: Miami FL • OMNI ELECTRONICS: Laredo TX • PACE ENGINEERING: Tucson AZ • THE HAM STATION: Evansville IN • VALLEY RADIO CENTER: Harlingen TX • CANADA—COM-WEST RADIO SYSTEMS, LTD.: Vancouver BC

CSI is a registered trademark of Connect Systems, Inc.

CIRCLE 12 ON READER SERVICE CARD





# Food for thought.

Our new Universal Tone Encoder lends its versatility to all tastes. The menu includes all CTCSS, as well as Burst Tones, Touch Tones, and Test Tones. No counter or test equipment required to set frequency—just dial it in. While traveling, use it on your Amateur transceiver to access tone operated systems, or in your service van to check out your customers' repeaters; also, as a piece of test equipment to modulate your Service Monitor or signal generator. It can even operate off an internal nine volt battery, and is available for one day delivery, backed by our one year warranty.

- All tones in Group A and Group B are included.
- Output level flat to within 1.5db over entire range selected.
- Separate level adjust pots and output connections for each tone Group.
- Immune to RF
- Powered by 6-30vdc, unregulated at 8 ma.
- Low impedance, low distortion, adjustable sinewave output, 5v peak-to-peak
- Instant start-up.
- Off position for no tone output.
- Reverse polarity protection built-in.

## Group A

67.0 XZ	91.5 ZZ	118.8 2B	156.7 5A
71.9 XA	94.8 ZA	123.0 3Z	162.2 5B
74.4 WA	97.4 ZB	127.3 3A	167.9 6Z
77.0 XB	100.0 1Z	131.8 3B	173.8 6A
79.7 SP	103.5 1A	136.5 4Z	179.9 6B
82.5 YZ	107.2 1B	141.3 4A	186.2 7Z
85.4 YA	110.9 2Z	146.2 4B	192.8 7A
88.5 YB	114.8 2A	151.4 5Z	203.5 M1

- Frequency accuracy,  $\pm .1$  Hz maximum - 40°C to + 85°C
- Frequencies to 250 Hz available on special order
- Continuous tone

## Group B

TEST-TONES:	TOUCH-TONES:	BURST TONES:
600	697 1209	1600 1850 2150 2400
1000	770 1336	1650 1900 2200 2450
1500	852 1477	1700 1950 2250 2500
2175	941 1633	1750 2000 2300 2550
2805		1800 2100 2350

- Frequency accuracy,  $\pm 1$  Hz maximum - 40°C to + 85°C
- Tone length approximately 300 ms. May be lengthened, shortened or eliminated by changing value of resistor

Model TE-64 \$79.95

 **COMMUNICATIONS SPECIALISTS**

426 West Taft Avenue, Orange, California 92667  
(800) 854-0547/ California: (714) 998-3021



CIRCLE 10 ON READER SERVICE CARD



# MFJ multi-mode data controller



**9 modes for only . . . \$249.95**

Amateur radio's most versatile multi-mode data controller -- the MFJ-1278 -- lets you join the fun on Packet, AMTOR RTTY, ASCII, CW, Weather FAX, SSTV, Navtex and gives you a full featured Contest Memory Keyer mode . . . you get 9 modes . . . for an affordable \$249.95.

Plus you get MFJ's new **Easy Mail™** so you and your ham buddies can leave messages for each other 24 hours a day.

You'll find it **the most user friendly of all multi-modes**. It's menu driven for ease of use and command driven for speed.

A high resolution 20 LED tuning indicator lets you *tune in signals fast in any mode*. All you have to do is to center a single LED and *you're precisely tuned in to within 10 Hz* -- and it shows you which way to tune!

Plus you get 32K RAM, KISS for TCP/IP, high performance HF/VHF/CW modems, software selectable dual radio ports, 32K RAM, AC power supply and more.

All you need to join the fun is an MFJ-1278, your rig and any computer with a serial port and terminal program.

You can use the MFJ Starter Pack to get on the air instantly. It includes computer interfacing cable, terminal software and friendly instructions . . . everything you need to get on the air fast. Order MFJ-1282 (disk)/MFJ-1283 (tape) for the C-64/128 and VIC-20; MFJ-1287 for Macintosh; MFJ-1284 for the IBM or compatible, \$19.95 each.

## Packet

MFJ's new generation packet mode gives you genuine TAPR software and hardware plus many MFJ enhancements like Easy Mail™.

A new Kiss interface makes the MFJ-1278 TCP/IP compatible.

Extensive tests published in **Packet Radio Magazine** ("HF Modem Performance Comparisons") prove the TAPR designed modem in the MFJ-1278 gives better copy with proper DCD operation under all tested conditions than the other modems tested.

## New AMTOR mode!

Now the MFJ-1278 has a new AMTOR and Navtex mode, making it the only controller to feature **nine** digital modes.

MFJ-1278 transmits and receives AMTOR and includes all AMTOR modes: ARQ (Mode A), FEC and MODE S (Mode B).

## Baudot RTTY

You can copy all shifts and all standard speeds including 170, 425 and 800 Hz shifts and speeds from 45 to 300 baud. You can copy not only amateur RTTY but also press, weather and other exciting traffic.

You can transmit both narrow and wide

shifts. The wide shift is a standard 850 Hz shift with mark/space tones of 2125/2975 Hz. This lets you operate MARS and standard VHF FM RTTY.

## ASCII

You can transmit and receive 7 bit ASCII using the same shifts and speeds as in the RTTY mode.

## CW

You get a Super Morse Keyboard mode that lets you send and receive CW effortlessly, including all prosigns -- it's tailor-made for traffic handlers.

A huge type ahead buffer lets you send smooth CW even if you "hunt and peck".

You could store entire QSOs in the message memories, if you wanted to! You can link and repeat any messages for automatic CQs and beaconing. Memories also work in RTTY and ASCII modes.

A *tone Modulated CW mode turns your VHF FM rig into a CW transceiver* for a new fun mode. It's perfect for transmitting code practice over VHF FM.

An AFSK CW mode lets you ID in CW.

You also get a random code generator that'll help you copy CW faster.

## Weather FAX

You'll be fascinated as you watch WEFAX signals blossom into full fledged weather maps on your Epson or IBM graphics compatible printer.

Automatic sync and stop lets you set it and leave it for no hassle printing.

You can save FAX pictures and WEFAX maps to disk if your terminal program lets you save ASCII files to disk.

Pictures and maps can be saved to disk or printed to screen in real time or from disk if you have an IBM or Macintosh with the MFJ Starter Pack.

You can transmit FAX pictures right off disk and have fun exchanging and collecting them.

## Slow Scan TV

The MFJ-1278 introduces you to the exciting world of slow scan TV.

You can print slow scan TV pictures on any IBM or Epson graphics compatible printer. If you have an IBM or Macintosh you can print to screen and save to disk with the MFJ Starter Pack.

You can transmit slow scan pictures right off disk. If your terminal program lets you save ASCII files you can save pictures from over-the-air QSOs.

# MFJ

MFJ ENTERPRISES, INC.  
Box 494, Miss. State, MS 39762  
601-323-5869 Telex: 53-4590 MFJSTKV

**MFJ . . . making quality affordable**

You can transmit and receive 8.5, 12, 17, 24, and 36 second black and white format SSTV pictures using two levels.

## Contest Memory Keyer

Nothing beats the quick response of a memory keyer during a heated contest.

You'll score valuable contest points by completing QSOs so fast you'll leave your competition behind. And you can snag rare DX by slipping in so quickly you'll catch everyone by surprise.

Message memories let you store contest call, name QTH, rig info -- everything you used to repeat over and over.

You get iambic operation, automatic incrementing serial numbering, weight control to penetrate QRM and more.

## More Features

Turn on your MFJ-1278 and it sets itself to match your computer baud rate. Select your operating mode and the correct modem is automatically selected.

Plus . . . printing in all modes, threshold control for varying band conditions, tune-up command, lithium battery backup, RS-232 and TTL level serial ports, watch dog timer, FSK and AFSK outputs, output level control, speaker jack, key paddle jack, test and calibration software, Z-80 at 4.9 MHz, 32K EPROM, and socketed ICs. FCC approved. 9x1½x9½ in. 12 VDC or 110 VAC.

Get yours today and join the fun crowd!

## New Firmware Update

A new KISS/AMTOR/Navtex Firmware update is available to MFJ-1278 owners.

MFJ's powerful update is the most reasonably priced multi-mode upgrade by any manufacturer. Contact your dealer or MFJ for yours today!

## MFJ Packet Radio



MFJ-1274  
**\$139.95**  
MFJ-1270B  
**\$119.95**

MFJ-1270B super clone of TAPR's TNC-2 give you more features than any other packet controller -- for \$119.95.

You can double your fun by operating both VHF and HF packet because you get **high performance** switchable VHF/HF modems.

You get MFJ's new **Easy Mail™** with soft-partitioned memory so you and your friends can leave messages for each other 24 hours a day.

In MFJ's new WeFAX mode you can print full fledged weather maps to screen or printer and save to disk using an IBM compatible or Macintosh computer with an MFJ Starter Pack.

A new **KISS** interface lets you run **TCP/IP**. They also come **NET ROM** compatible -- **no modification needed!**

You also get 32K RAM, a full one-year unconditional guarantee and you can use 12 VDC or the included 110 VAC power supply.

For dependable HF packet tuning, the **MFJ-1274** gives you a high resolution tuning indicator that's accurate to within 10 Hz -- and it's only \$20.00 more.

**FOR YOUR NEAREST DEALER  
or to order call toll free  
800-647-1800**

**One Year Unconditional Guarantee**



# Welcome, Newcomers!

## Reviews

Have you seen the film *Moscow On The Hudson*? In it, Robin Williams plays a Russian emigre who ends up in New York City. Soon after arriving in America, he goes to a supermarket and timidly pokes around. Having come from a land where even the staples aren't always available, the selection of food boggles him. **Front-end overload** sets in by the time he gets to the coffee section. He reaches for a package, knocks over a few other products—and passes out cold!

Drama aside, the example should be clear: newcomers to amateur radio can be easily cowed by the wide selection of gear. In 1988 alone, ICOM, Kenwood, and Yaesu presented nearly twenty new transceivers. In the past year, well over a hundred amateur radio products entered the market. It's as challenging now to shop wisely as it is to **home-brew** equipment.

## Enter 73

*73 Magazine's* answer to this is simple—a more aggressive product review program. We aim to run at least six reviews per issue, up from the average of two or three. We also plan a special review issue every year, which will feature product reviews of at least ten of the more popular items on the market.

Your feedback—what else?—prompted us to take this step. This demand was second only to "more home-brew." This still doesn't cover it all, of course, but it's a much-needed step in the right direction.

Our reviews are geared more for the opera-


tor than the tech purist. You won't have to wade through exhaustive, and exhausting, discussions of circuit particulars. Nor will you be distracted by graphs showing a transceiver's transmission **spectral purity**. If a **rig** meets FCC specs in this area—as virtually all modern rigs do—we just say so. We also don't take up valuable space with complete comparative listings of the manufacturer's specifications versus observed specifications. Most discrepancies are minor and can be effectively covered in a sentence or two.

## Relevance

*73* reviews focus on the practical issues: Whom would the product interest the most?—**DXers**, **digital mode** enthusiasts, or the Saturday-afternoon **rag-chewer**? How difficult was it to put the product together and

get it up and running?—Is it entry-level or not? Is a piece of gear with operator controls **ergonomically** well-designed? Does the product perform according to the manufacturer's claims? Are the instructions clearly written, or clearly translated? Do they include plenty of graphics? How supportive is customer support? How does the piece of gear compare with similar products? How adaptable is it to other uses?

Last but not least: Where is there room for improvement? I think you'll find our reviews don't spare constructive criticism. The manufacturers respect this. They know they need your feedback in order to continue improving their line. They can no more afford to live in an ivory tower than we here at *73*.

Good luck! 

...de NS1B

## GLOSSARY

**Amplifier**—A device that increases the magnitude of a signal, usually with minimum affect on the signal's waveform.

**Digital mode**—A radio wave onto which information has been imposed with discrete states or levels, rather than with a continuously variable range. Morse code is a digital mode since all of the information it conveys is represented by only three units ("dits," "dahs," and spaces).

**DXer**—A ham who specializes in making long-distance contacts.

**Ergonomics**—Refers to the interfacing of an operator to a piece of equipment. An ergonomically well-designed piece of gear has controls that are sensibly and conveniently placed.

**FCC**—Federal Communications Commission. This is the government agency that regulates the allocation and use of radio frequency spectrum in the US.

**Front-end**—This refers to the amplification stage of a receiver that meets the incoming wave energy from the antenna system. Too much wave energy can cause the front-end to overload, causing wave distortion and blockage, and the production of unwanted wave products.

**Hand-held**—A transceiver that can be held and operated in the user's hand.

**HF**—High Frequency. This is a part of the radio frequency spectrum in which most worldwide amateur communications take place.

**Home-brew**—Home-built.

**Rag-chewer**—An amateur who enjoys conversing at length on the air.

**Rig**—A piece of amateur radio equipment, usually a transceiver.

**Spectral purity**—Refers to the spectral map of all the wave energy emitted in a transmission. The greater the proportion of total energy contained in the signal in the principal (fundamental) transmitted frequency, the greater the spectral purity.

**Transceiver**—A piece of radio equipment in which the receiver and transmitter are contained in the same chassis.

### Are You a Potential Reviewer?

If this is something that interests you, send for our reviewer profile form. In it, we ask you to rate our review policy, and to tell us a bit about yourself as a ham, such as your favorite modes and bands, your station setup, and what writing, if any, you have done. When you receive it, just fill it out and send it back to us. You can also find this form on CompuServe's Hamnet. Feel free, also, to leave us a message on CompuServe (CS 73170,775), MCI Mail, (WGEPUB), or GENIE (BHASTINGS.3). Looking forward to hearing from you!



# QRM

## Editorial Offices

WGE Center  
Peterborough NH 03458-1194  
phone: 603-525-4201

## Advertising Offices

WGE Center  
Peterborough NH 03458-1194  
phone: 800-225-5083

## Circulation Offices

WGE Center  
Peterborough NH 03458-1194  
phone: 603-525-4201

## Manuscripts

Contributions in the form of manuscripts with drawings and/or photographs are welcome and will be considered for possible publication. We can assume no responsibility for loss or damage to any material. Please enclose a stamped, self-addressed envelope with each submission. Payment for the use of any unsolicited material will be made upon publication. A premium will be paid for accepted articles that have been submitted electronically (CompuServe ppn 70310.775 or MCI Mail "WGEPUB") or on disk as an IBM-compatible ASCII file. All contributions should be directed to the 73 editorial offices. "How to Write for 73" guidelines are available upon request. US citizens must include their social security number with submitted manuscripts.

**Reprints:** The first copy of an article—\$3.00 (each additional copy—\$1.50). Write to 73 Amateur Radio Magazine, WGE Center, Rt. 202 North, Peterborough, NH 03458. ATTN: Article Reprints.

## Subscription Information

One Year (12 issues) \$24.97; Two Years (24 issues) \$44.98. Canada, Mexico and Foreign Surface: One Year \$31.75 (US Funds); Two Years \$57.00 (US Funds). Foreign Airmail: One Year \$39.00 (US Funds); Two Years \$70.00 (US Funds). Send new or renewal notices, inquiries, and change of address to 73 Amateur Radio, P.O. Box 58866, Boulder CO 80322-8866. Allow 4-6 weeks for subscription and change of address processing. For Customer Service, call toll-free at 1-800-525-0643. Colorado/Foreign subscribers call 1-303-447-9330. For renewals and changes of address, please include the address label from your most recent issue of 73. For gift subscriptions, include your name and address as well as those of the gift recipients. Second class postage paid at Peterborough NH 03458, and at additional mailing offices. Canadian second class mail registration number 9566. Microfilm Edition—University Microfilm, Ann Arbor MI 48106.

**Postmaster:** Send address changes to 73 Amateur Radio, P.O. Box 58866, Boulder CO 80322-8866.

**Contract:** Good—you're clearly following the advice to "always read the fine print." By the time you finish this sentence, you will have entered into a contractual agreement with 73 Magazine. The terms are as follows: You have until the end of the winter to become someone's Elmer. You must wield a soldering iron at least two nights per month. You are to go to 28.3-28.5 MHz and have enthusiastic QSOs with no fewer than 4 Novices per week. And, last but not least, you must let us know how we are doing here through any number of media—by phone, letter, E-mail, or the feedback cards found in the magazine. You will be glad you read the fine print!

73 AMATEUR RADIO (ISSN 0889-5309) is published monthly by WGE Publishing, Inc., a division of Wayne Green Enterprises, Inc., WGE Center, 70 Rte. 202N, Peterborough, NH 03458-1194. Second-class postage paid at Peterborough, NH and additional mailing offices.

# 73 AMATEUR RADIO

FEBRUARY 1989

Issue # 341

## TABLE OF CONTENTS

### FEATURES

- 50 Getting High On Packet  
World-wide packet? Here's how on HF. .... WB6RQN

### HOME-BREW

- 28 One-Stage 80-Meter CW Transceiver  
Enjoy the thrill of rolling your own rig. .... WB3ELL
- 42 TCM 3105 Modem For The Digicom > 64  
Plug in to 1200 baud packet. .... N4PLK, KJ4GP, W4KUM, WD4PVS
- 54 Simple CW IDer  
Useful for repeater ID and unattended fox. .... WN0EHE

### REVIEWS

- 12 Kenwood TS-940S  
First-class full-featured HF rig. .... WB6RQN
- 18 ICOM IC-781  
Scope out this DX dream machine. .... WA4BLC
- 24 Just The FAX  
Info-Tech's M-800 FAX converter. .... WB2QLL
- 26 Shakespeare Big Stick  
Too bad poor Yorick never knew the joy of 10-meter DX. .... WA4BLC
- 33 Ham-10 Antenna  
10-meter mobile fun. .... N1BLH
- 34 Magnus Mobile Amplifier  
Mobile QRO. .... WB6NOA
- 38 Pro-67 HF Antenna  
Solid multi-band HF beam. .... W4WDR
- 46 ICOM IC-2GAT  
IC-2AT's worthy replacement. .... WA4BLC
- 48 Shirt Pocket ICF-SW1  
World in your pocket for \$300. .... KA5S
- 57 Star Circuits 6-Meter Filter  
Dole'em out to your neighbors! .... W8CM

### DEPARTMENTS

#### FEEDBACK... FEEDBACK!

It's like being there—right here in our offices! How? Just take advantage of our FEEDBACK card on page 17. You'll notice a feedback number at the beginning of each article and column. We'd like you to rate what you read so that we can print what types of things you like best. And then we will draw one Feedback card each month for a free subscription to 73.

- 80 Ad Index
- 70 Above and Beyond
- 81 Aerial View
- 78 Ask Kaboom
- 64 ATV
- 83 Barter 'N Buy
- 76 Circuits
- 77 Dealer Directory
- 79 DX
- 17 Feedback
- 29 Ham Help
- 60 Hamsats
- 87 Homing In
- 80 Index: 2/89
- 62 Letters
- 6 Never Say Die
- 82 New Products
- 94 Propagation
- 86 QRP
- 9 QRX
- 90 73 International
- 74 Special Events
- 4 Welcome Newcomers


Photography by Suzanne Torsheya





# NEVER SAY DIE

Wayne Green W2NSD/1



## The Military Will Save Us!

Welcome again to the Green Gloom Guide wherein I blow another Pollyanna ham shibboleth out of the water—to mix my metaphors. I sure wish my gloom bulletins would stop proving right.

In the past, one justification for a tiny group like ours (amateurs) to hold on to such an enormous number of incredibly valuable and desperately needed radio frequencies was that in time of war these would become an irreplaceable military resource. This was, when originally planned, an excellent idea.

Within hours of our entering WWII, our ham bands were closed and turned over to the military. I was there, operating on 160m, that fateful December 7th, 1941. In fact, it was a W8 in Stacy Basin, NY, who told me first about the attack on Pearl Harbor. Little did I realize that a few months later I'd be on my way to the Pacific to fight Japan from a submarine.

I wasn't around for WWI, so I don't know what they did with the ham bands then, but I do know

that many of them were used by the military in WWII. My SD radar used the old 2½ meter ham band—112–116 MHz. It had an antenna on a periscope mast which I could stick out of the water while we were submerged to check for planes before we surfaced. It didn't take long before the Japanese equipped their planes with 112 MHz receivers and used the SD signals as beacons. By late 1943 we'd pretty much stopped using this magical aircraft magnet. The newer 3 GHz SJ radar was higher than the Japanese could build receivers at the time, so we used that instead. I never saw any sign that the Japanese could pick up the SJ radar at any time during 1944 and right up until the end of the war in 1945. Using this radar I was able to guide my submarine on the surface at night right down through the middle of Japanese troop convoys. No, they definitely couldn't tune 3 GHz then.

In past decades when the FCC has rattled their sabre, threatening to lop off part of a ham band, the military has been right there

protecting our (their) frequencies. That support helped many times.

So where's the cavalry now, when 40% of our 220 band is being chopped off? There's a curious silence from the Pentagon. Well, not so curious, if you really think about how technology has changed since WWII. You have noticed some changes, right? Well, maybe not in the ham bands, but if you have been keeping up with the technical journals you're aware of how many light-years we hams are behind the cutting edge of communications technology. Up until the League's blessed Incentive Licensing disaster 25 years ago we were up front.

## Times are a 'Changin'

Frankly, I don't think we're going to get much support from the military anymore—and I'll tell you why. First, when we entered WWI and WWII our country had a couple of years leeway to get its act together. We needed it. The radio equipment we were making for the military in 1941 had largely been frozen in design in 1935 and was virtually antique while it was being churned out by the zillions.

Green's exaggerating again, right? In the summer of 1942 I worked as an electronic technician in Building 89 at the GE plant in Schenectady. We were building the BC-191 and BC-375 transmitters. They were identical except for power voltage. They were enormous kluges. The Army used them in staff cars and as portable transmitters. They were eventually superseded by the SCR-274N Command Set rigs which were about 1/10th the size and far more stable.

Lacking frequency synthesizers, one needed a frequency standard to find a particular frequency. When I first reported on my



## QSL OF THE MONTH

To enter your QSL, mail it in an envelope to 73, WGE Center, 70 Rte. 202 N., Peterborough NH 03458, Attn: QSL of the Month. Winners receive a one-year subscription (or extension) to 73. Entries not in envelopes cannot be accepted.

Continued on p. 8

# STAFF

**PUBLISHER/EDITOR**  
Wayne Green W2NSD/1

**ASSOCIATE PUBLISHER**  
Stuart Norwood

**EDITOR IN CHIEF**  
Bryan Hastings NS1B

**MANAGING EDITOR**  
Hope Currier

**SENIOR EDITOR**  
Linda Reneau

**INTERNATIONAL EDITOR**  
Richard Phenix

**ART DIRECTOR**  
Deborah Smith

**JAPANESE TRANSLATOR**  
David Cowhig WA1LBP

**ASSOCIATES**  
Mike Bryce WB8VGE  
Leon Fletcher N6HYK  
Jim Gray W1XU  
Chod Harris VP2ML  
Dr. Marc Leavey WA3AJR  
Andy MacAllister WA5ZIB  
Bill Pasternak WA6ITF  
Peter Putman KT2B  
Mike Stone WB0QCD  
Ariiss Thompson W7XU

**ADVERTISING**  
1-603-525-4201  
1-800-225-5083

**SALES MANAGER**  
Ed Verbin

**ADVERTISING SALES**  
Jim Bail

**SALES SERVICES MANAGER**  
Rebecca Niemela

## WGE PUBLISHING, INC.

**CHIEF FINANCIAL OFFICER**  
Tim Pelkey

**CIRCULATION DIRECTOR**  
Rodney Bell

**TYPESETTING/PAGINATION**  
Steve Jewett KA1MPM, Susan Allen  
Linda Drew, Ruth Benedict

**GRAPHICS SERVICES**  
Richard Clarke, Manager  
Dale Williams

**GRAPHICS PHOTOGRAPHER**  
Dan Croteau

**Editorial Offices**  
WGE Center  
Peterborough, NH 03458-1194  
603-525-4201  
**Subscription Customer Service**  
1-800-525-0643  
**Colorado/Foreign Subscribers**  
call 1-303-447-9330

Wayne Green Enterprises is a division of International Data Group.

73 Amateur Radio (ISSN 0889-5309) is published monthly by WGE Publishing, Inc., a division of Wayne Green Enterprises, Inc., WGE Center, Peterborough NH 03458-1194. Entire contents © 1988 by WGE Publishing, Inc. No part of this publication may be reproduced without written permission from the publisher.



# KENWOOD

...pacesetter in Amateur Radio

NEW!

## Affordable DX-ing!

### TS-140S

HF transceiver with general coverage receiver.

Compact, easy-to-use, full of operating enhancements, and feature packed. These words describe the new TS-140S HF transceiver. Setting the pace once again, Kenwood introduces new innovations in the world of "look-alike" transceivers!

- **Covers all HF Amateur bands with 100 W output.** General coverage receiver tunes from 50 kHz to 35 MHz. (Receiver specifications guaranteed from 500 kHz to 30 MHz.) Modifiable for HF MARS operation. (Permit required).
- **All modes built-in.** LSB, USB, CW, FM and AM.
- **Superior receiver dynamic range** Kenwood DynaMix™ high sensitivity direct mixing system ensures true 102 dB receiver dynamic range.



- **New Feature! Programmable band marker.** Useful for staying within the limits of your ham license. For contesters, program in the suggested frequencies to prevent QRM to non-participants.
- **Famous Kenwood interference reducing circuits.** IF shift, dual noise blankers, RIT, RF attenuator, selectable AGC, and FM squelch.

- **M. CH/VFO CH sub-dial.** 10 kHz step tuning for quick QSY at VFO mode, and UP/DOWN memory channel for easy operation.
- **Selectable full (QSK) or semi break-in CW.**
- **31 memory channels.** Store frequency, mode and CW wide/narrow selection. Split frequencies may be stored in 10 channels for repeater operation.
- **RF power output control.**
- **AMTOR/PACKET compatible!**
- **Built-in VOX circuit.**
- **MC-43S UP/DOWN mic. included.**

#### Optional Accessories:

- **AT-130** compact antenna tuner • **AT-250** automatic antenna tuner • **HS-5/HS-6/HS-7** headphones • **IF-232C/IF-10C** computer interface
- **MA-5/VP-1** HF mobile antenna (5 bands)
- **MB-430** mobile bracket • **MC-43S** extra UP/DOWN hand mic. • **MC-55** (8-pin) goose neck mobile mic. • **MC-60A/MC-80/MC-85** disk mics.
- **PG-2S** extra DC cable • **PS-430** power supply
- **SP-40/SP-50B** mobile speakers • **SP-430** external speaker • **SW-100A/SW-200A/SW-2000** SWR/power meters • **TL-922A** 2 kW PEP linear amplifier (not for CW QSK) • **TU-8** CTCSS tone unit
- **YG-455C-1** 500 Hz deluxe CW filter, **YK-455C-1** New 500 Hz CW filter.



### TS-680S

All-mode multi-bander

- 6m (50-54 MHz) 10 W output plus all HF Amateur bands (100 W output).
- Extended 6m receiver frequency range 45 MHz to 60 MHz. Specs. guaranteed from 50 to 54 MHz.
- Same functions of the TS-140S except optional VOX (VOX-4 required for VOX operation).
- Pre-amplifier for 6 and 10 meter band.



Complete service manuals are available for all Kenwood transceivers and most accessories. Specifications, features, and prices are subject to change without notice or obligation.

## KENWOOD

KENWOOD U.S.A. CORPORATION  
2201 E. Dominguez St., Long Beach, CA 90810  
P.O. Box 22745, Long Beach, CA 90801-5745



## Never Say Die

Continued from p. 6

submarine, two of my communications receivers were still old regenerative jobs from the early 30s . . . the old RAX-7 and RAL-7. The LR1 frequency standard on my sub had 90 tubes and weighed in at nearly a hundred pounds. We used that until the end of the war.

To keep communications confidential we used a special typewriter-like device, the ECM, which encrypted and decrypted messages automatically. It was invented by the Germans. Today that's all done by computer and built right into most equipment.

Today's military communications equipment has to be made so any idiot can use it. This means as little tuning as possible . . . and that means fixed, standard channels. Even the military have discovered that no system is going to work in an emergency if it isn't working on an every-day basis. The bottom line is that today's military equipment is designed to work on today's military frequencies, not on our ham bands. And it doesn't seem to fit many war-game scenarios for the military to plan on having two years to train new technicians and build a whole new type of equipment which might make our bands of some value to them.

There are two basic war potentials the military have to plan for. One is a nuclear attack, in which case we essentially have no real plans. The other is a repeat of limited wars such as we fought in Korea and Viet Nam. We haven't much stomach for those "little" wars, so they're unlikely.

Little wars would be fought with what's being used at the time. It's unlikely that if we got sucked into a war in Iraq or Sri Lanka that we hams would be put off the air or that our military would do anything more than place some big radio contracts with Japan or Korea.

Our ham bands seem to be largely obsolete as a military resource. Technology has passed us by there, too. No, if we're going to try and hold on to our bands we've got to face the responsibility involved and stop lying to ourselves. We've got to show that we're worth a national investment of hundreds of billions of dollars in what are now almost totally unused microwave ham frequencies.

I wasn't exaggerating when I humorously wrote about selling our bands and pocketing the mon-

ey. Of course, they're not ours to sell, but if they were, the relatively few hams who are using the 220-222 MHz part of the band could easily pocket several million dollars apiece.

In the recent past we've seen the loss of 80 MHz on the 2300 band, 25 MHz on the 1200 band, the top half of 160 is going, 10 MHz on line A from the 420 band, and now 40% of the 220 band. Whew, tell me when you think I'm right and that we should start to do something. That "we" means YOU and not some vague other group.

---

***"Our ham bands seem to be largely obsolete as a military resource. Technology has passed us by there, too."***

---

### Building Support

Using amateur radio and an understanding of the real power conduits in America, we have the potential for affecting the entire world. We all know that technology is the future—we see that at every turn. Few jobs in America today don't involve computers. Most involve the telephone, facsimile, and information. Any country which falls behind in technology is going to be a poorer country. Look at the power television and the print media have over the whole world!

I brought my message on solving America's problems to the people of New Hampshire and they responded with a solid vote for me as Veep. Thank heavens Bush didn't take this seriously. The Veep job is terrible—not one I'd ever want. I believe I can get more done where I am than I could sitting in Quayle's office. Well, with your help I can.

How can we get more 73 subscribers? With your help and support we can get your ham club members to subscribe. You can run 73 subscription booths at hamfests and conventions. You can give gift subscriptions to your friends and get them aboard. With less than 100,000 subscribers, I'm not going to be able to be very effective.

You know, it's absolutely amazing what you can get done when you decide to do something. You can stop smoking. You can lose that weight you need to. You can stop the FCC from taking away

our bands. You can get your city or town to make substantial improvements in education. You can motivate your own kids or grandchildren to excel. You can get your state to make some desperately needed changes in education. You can even be a big factor in getting the federal government to make needed changes. I'm not exaggerating—when you know how to do these things and make up your mind to get them done, nothing can stop you.

For instance, we're in the process of losing 40% of the 220 band. We all know that once we

lose a band that's the end—we're never going to get a chance to get it back. Amateurs in the past have either allowed us to lose bands or have actually been paid off to let them go—and there's a lot of evidence that we were sold down the river by some former trusted ham officials.

Just in my ham memory we've lost much of the 1815-2050 kHz band, allowed short-wave broadcasting to take most of our 40m band, and lost 14350-14400 kHz and 29.7 to 30.0 MHz. Just before I got active in hamming we'd lost 7.3 to 8.0 MHz and 14.4 to 15.0 MHz. We've gained some little slivers from WARC—and the 15m band, so it hasn't been all downhill.

We've recently been given a 900 MHz band, but lacking anyone to use it, the likelihood is that it'll be blown away before we ever get around to doing anything about it.

The FCC says we have about 400,000 licensed hams. Surveys indicate that at best only half of these are even remotely active or read any ham magazine. That gives us a total pool of perhaps 200,000. Can we get half of the "active" hams to read 73 so we can start moving the world? You tell me. Start asking your friends and see what it's going to take. I'll make 73 any way you want it that you think will work. I can't make it both more technical and simpler. I can't be both pro and anti-ARRL. By the way, I give the FCC a bad time when I think they are doing wrong. I do the same for the

ARRL. I'm not anti-FCC or anti-ARRL. That's a silly simplification with no basis in reality.

### A New League?

I was approached by a ham industry chap the other day who is starting a new national ham organization and wanted my help. Just what we need, another way to split the hobby wide open. He and another manufacturer seem to feel that there is enough frustration with the ARRL that they can build a new national club. There's nothing wrong with the ARRL that replacing those old traffic men directors who are running it won't cure. We don't need a new national organization. And we particularly don't need one controlled by two ham industry people who have a lot to gain personally. The good old greed factor, I suspect.

If you can help me get 100,000 subscribers (and that's less than QST has), I'll give you the biggest ham magazine every month and together we'll change America and then the world. I've got the lever, I just need you to help me push it. Are you with me?

### Veeping

Okay, you've got Dan Quayle as the vice president. I heard the other day that the real reason Bush chose Quayle was as an insurance policy to make absolutely sure he doesn't get assassinated. I suspect he's made his Secret Service bodyguards obsolete. Clever move.

Last year, on my 65th birthday, I announced for the vice presidency in the New Hampshire primary election. I'd done this on a lark in 1964 and found that I got a good deal of attention. The attention was amusing in 1964, but I had no practical use for it.

This time I had what I thought was a powerful message—one about getting America back to #1 in the world, with one of the key elements being a rebirth of amateur radio as a way to get millions of youngsters really interested in technology.

My running for the vice presidency was tongue-in-cheek, as I made clear. But my message was serious. Unlike the presidential candidates, I had some proposals for solving the many problems facing our country—problems we must solve if America is going to regain its world technological and financial strength.

I've written about these ideas in my past editorials. Many of the

Continued on p. 65



## Mir Miru = Peace To The World

Did you know that the Russian word *mir* means both "peace" and "world"? It seems an apt name for a space station that orbits the globe for the peaceful intent of space exploration and colonization. International amateur radio contacts between the cosmonauts and terrestrial stations adds to the peaceful pursuits of *Mir*.

The three cosmonauts on *Mir* since the fall of 1988—Vladimir Titov, Musa Maranov, and Vladimir Polyakov—all have call signs and operating privileges on the ham bands. Their calls are U1MIR, U2MIR, and U3MIR, respectively. They operate 2 meter FM, using a Yaesu FT-290, and a ¼-wave whip mounted outside on one of the craft modules. You are most likely to hear them on the air between 0500–1000 GMT, and on any frequency between 145.4–145.6 MHz. They are often on 145.55 MHz simplex, and on duplex with the uplink frequencies 20–30 MHz on either side of 145.55.

Those who have worked *Mir* can QSL direct to: B. Stepanov UW3AX, PO Box 679, Moscow 107207 USSR.

## Satellite Blow-out Issue!

Andy MacAllister WA5ZIB, our "Hamsats" columnist, has decided to take on the job of coordinating the May 1989 Super Satellite issue. He will amass all the hamsat-related articles for this issue.

We are fortunate that Andy has taken on this task, as he is ideally suited for it. Andy sits on the Board of Directors for AMSAT-NA, North America's premier organization devoted to hamsat activity. This is going to be a blow-out issue, with 45–50 pages of hamsat-related articles, from home-brewing to contesting to tutorials. Any readers interested in contributing to this issue should contact Andy at: 14714 Knightway Drive, Houston TX 77083. Make sure to get all editorial materials to him by 15 February!

## Changing of the Guard

Pete Putman KT2B, our "Above and Beyond" columnist of 3-½ years, is taking a hiatus from amateur radio. His last column appears in this issue. We are sorry to see him go, as he was one of our most prolific writers,

and his column was very popular. Yet we understand—now he's focusing on family and the development his AV presentation business!

Chuck Houghton WB6IGP, a guru on microwave operations, is the new "Above and Beyond" columnist. His column will debut in March. He has written a number of articles for amateur radio journals, focusing on microwave home-brew. He has been a microwave technician for Pacific Bell for 24 years, and has worked extensively on both analog and digital systems in the 2–12 GHz range. He is no stranger to VHF and UHF, having extensively worked on 150 MHz services and 450 MHz mobile radio systems. Chuck is also very active in the San Diego Microwave Group.

Chuck welcomes any microwave-related questions from the readership. His address is: 6345 Badger Lake, San Diego CA 92119.

## Oops

There is a small correction to the ICOM 32AT dual-band handheld review that appears on page 68 of the December 1988 issue. The HS-10 headset does, in fact, work with this HT.

## Weather Satellite Handbook

73 Editorial still receives many calls from people relating to Ralph Taggart's *Weather Satellite Handbook*. Ralph, for the time being, is not an Associate Editor with the magazine. Questions about his book should go directly to him at: 602 S. Jefferson, Mason MI 48854.

## License Figures

Novice Enhancement should be renamed Technician Enhancement, based on FCC licensing statistics recently released. They show that the Technician class license is the fastest growing of any class in the history of the U.S. Amateur Service. The specific growth figures for October 1, 1987 through September 30, 1988 are:

Technician	+8.70%
Extra	+6.80%
Advanced	+0.21%
General	-1.26%
Novice	-3.68%

This provides for an overall growth in the amateur service of 1.54% in the past 12 months.

For the second consecutive year, this second level of the amateur radio licensing ladder shows the greatest growth. If this trend continues for the next several years, Techs may well be the most populous class of license.

## CW Washed Up?

Emergency and distress messages sent using Morse code and human operators will be gone from the high-seas by 1993! This is the decision of the International Maritime Organization—a United Nations agency for safety of shipping and prevention of pollution by ships on the seas. The traditional "SOS" sent by Morse code is being replaced by the new and highly sophisticated Global Maritime Distress and Safety System which transmits and receives messages automatically. The computer-based communications system uses satellite intertie. With the new system, any person need only push a single button to send a worldwide message that contains all data needed to affect rescue.

In addition to the main GMDS system, ships will carry self-powered radio beacon transmitters designed to float freely and transmit an exact position in case a ship sinks without warning. A spokesman for the International Maritime Organization says that as soon as the new system is operational, shipboard radio operators and their gear will be phased out.

The decision to completely abandon Morse code as a maritime communication tool is bound to have repercussions in other services, including amateur radio. One of the many services hams have prided themselves on is the interception and accurate relay of maritime distress messages to the Navy, Coast Guard, and other rescue agencies. The move to this high-tech maritime rescue system will give more leverage to the growing number of voices calling for the abolition of CW as a requirement in obtaining an amateur license. With growing evidence of the failure of Novice Enhancement, the current mood in United States amateur radio political circles seems to be toward some form of entry-level code-free license.

## TVRO

A US District Court in New Jersey overturned a restrictive home satellite dish zoning ordinance by the town of Maplewood that would have unreasonably impaired the installation and use of home TVRO systems. In its decision, the court cited the 1986 FCC preemption that prohibits local municipalities from unfairly restricting home dish installation and use. The Maplewood ordinance restricted antenna height to six feet and placed land-



# KENWOOD

...pacesetter in Amateur Radio

3 Choices  
70 W/45 W/25 W


## Three Choices for 2m!

### TM-2570A/2550A/2530A

#### Feature-packed 2m FM transceivers

The all-new "25-Series" gives you three RF power choices for 2m FM operation: 70 W, 45 W, and 25 W. Here's what you get:

- Telephone number memory and autodialer (up to 15 seven-digit phone numbers). **A Kenwood exclusive!**
- High performance GaAs FET front end receiver
- 23 channel memory stores offset, frequency, and subtone. Two pairs may be used for odd split operation
- 16-key DTMF pad with audible monitor
- Extended frequency coverage for MARS and CAP (142-149 MHz; 141-151 MHz modifiable)
- Center-stop tuning—a **Kenwood exclusive!**



- New 5-way adjustable mounting system
- Automatic repeater offset selection—**another Kenwood exclusive!**
- Direct keyboard frequency entry
- Front panel programmable 38-tone CTCSS encoder **includes** 97.4 Hz (optional)

• Big multi-color LCD and back-lit controls for excellent visibility


- The TM-3530A is a 25 watt version covering 220-225 MHz. The first full featured 220 MHz rig!



#### Introducing... Digital Channel Link

Compatible with Kenwood's DCS (Digital Code Squelch), the DCL system enables your rig to **automatically** QSY to an open channel. Now you can automatically switch over to a simplex channel after repeater contact! Here's how it works:

The DCL system searches for an open channel, remembers it, returns to the original frequency and transmits control information to another DCL-equipped station that switches **both** radios to the open channel. Micro-processor control assures fast and reliable operation. The whole process happens in an instant!



#### Optional Accessories

- TU-7 38-tone CTCSS encoder
- MU-1 DCL modem unit
- VS-1 voice synthesizer
- PG-2N extra DC cable
- PG-3B DC line noise filter
- MB-10 extra mobile bracket
- CD-10 call sign display
- PS-430 DC power supply for TM-2550A/2530A/3530A

- PS-50 DC power supply for TM-2570A
- MC-60A/MC-80/MC-85 desk mics.
- MC-48B extra DTMF mic. with UP/DWN switch
- MC-43S UP/DWN mic.
- MC-55 (8-pin) mobile mic. with time-out timer
- SP-40 compact mobile speaker
- SP-50B mobile speaker
- SW-200A/SW-200B SWR/power meters
- SW-100A/SW-100B compact SWR/power meters
- SWT-1 2m antenna tuner

Actual size front panel

# KENWOOD

KENWOOD U.S.A. CORPORATION  
2201 E. Dominguez St., Long Beach, CA 90810  
P.O. Box 22745, Long Beach, CA 90801-5745

Complete service manuals are available for all Kenwood transceivers and most accessories. Specifications and prices are subject to change without notice or obligation. Specifications guaranteed on Amateur bands only.



scaping, set-back, and other restrictions on the homeowner.

## Gateways Needed For AO-13

OSCAR gateways are needed for educational purposes. AMSAT-NA Science Education Advisor Rich Ensign N8IWJ is compiling a list of stations which can gateway OSCAR-10 and OSCAR-13 to local repeaters. Rich is especially interested in gateway stations willing to participate in school interchanges via satellite. If you have a gateway station and wish to participate, please call or write to Rich Ensign. You can reach him by phone at (313) 274-1718 or by mail at 421 N. Military Dr., Dearborn MI 48124. Those who wish a copy of the compiled list should send Rich an SASE. Both Mode B and Mode L Gateway stations are being sought. Gateways in all countries are welcomed and encouraged to participate.

## Glasnost' Revisited

Leonid Labutin UA3CR may be the first Soviet in many years to get a United States amateur license. On Sunday, the day after the AMSAT 1988 Space Symposium, Leo became W4/UA3CR. He passed the United

States Amateur Extra-Class exam given to him by Volunteer Examiners at Georgia Tech. Leo mentioned that his biggest problem was understanding all of the FCC regulations, but, after studying the night before, he had no problem passing all of the exam elements from Novice to Extra-Class.

## Dayscholar

The Dayton Amateur Radio Association is now accepting applications for its Scholarship Program. The program is open to any licensed amateur graduating from high school in 1989. Awards will be based on a combination of financial need and academic accomplishment. Consideration will be given for service to amateur radio and for community involvement.

There are no restrictions on the student's course of study, and applicants are not restricted to those preparing to pursue four-year Baccalaureate degrees. Those working toward Associate degrees or planning to attend an accredited technical institution will also be given consideration.

Each winner will receive an award of \$1000 toward their tuition at the school of their choice. Entries must be postmarked before May 15, 1989. Winners will be announced on or about June 1st.

For further information or applications, write

to the Dayton Scholarship Committee, 317 Ernst Avenue, Dayton OH 45401.

## Thanks

... to all those who contributed news items to this month's QRX column. They are: Westlink, UB5UN, AMSAT-NA, Associated Press, WD9HXH, ARRL. Keep sending your news items into 73 Magazine, WGE Center, 70 Rte 202 N, Peterborough, NH 03458-1194.



Double Trouble! Seated are Joanne Gustafson KB9BMD (forward) and Jennifer Gustafson KB9BHR, both of Orion, Illinois. These 16-year-old twins are seated at the station of their grandparents, Leslie Conrad NO9X and Mary Conrad KA9WAG. Their Elmer was Bob Ward K0SZV.

# PLUG INTO PACKET!

## Simple and Easy.

Here's the easiest packet radio yet, you don't even have to buy a TNC to join the digital revolution. Just let your PC do the work. Plug a PC Packet Adapter into any expansion slot and get on the air in minutes, just like an expert. And you'll still be able to use the PC for other work! The complete VHF system is only \$139.95!

## Sophisticated, Too.

When you've mastered the basics, use the PC\*Packet Adapter for simultaneous dual-band HF/VHF, multiconnect, BBS, TCP/IP, DXer's PacketCluster, 2400 baud (and higher). Even use the Developer's Package to write your own packet application.


## Software Included.

Unlike others, DRSI includes all the software you need. The THS terminal package has split screen, file save/send, binary file transfer, print, scroll, review and more.

**2400 BAUD**

Many areas are upgrading their packet nets to this higher speed. DRSI's M-24 modem for 2400 baud connects simply with no modifications to your rig and lets you operate both 1200 and 2400 simultaneously with your present radio. Step up to this new speed for just \$79.95, today!

Call or Write  
for complete  
Product Catalog



**DRSI**

2065 Range Road  
Clearwater, FL 34625  
ORDERS: 1-800-999-0204



**73 Review**

by Brian Lloyd WB6RQN

# Kenwood TS-940S

*A top-flight HF rig.*

Kenwood USA Corp.

PO Box 22745

Long Beach, CA 90801-5745

(213) 639-4200

Price Class: \$2270 w/o tuner

\$2500 w/tuner

*The Kenwood TS-940S.*

## A Substantial Impression

The TS-940S is a full-featured HF transceiver that provides AM/FM/FSK/SSB/CW operation for all amateur bands from 160 to 10 meters. General receiver coverage ranges from 30 kHz to 30 MHz, with all-mode transmitter operation on all HF amateur bands. The radio is completely standard with no options other than the built-in automatic antenna tuner.

My immediate impression, as I placed the radio in operating position, was "This radio is substantial!" If mass is any indication, this is one robust piece of gear. Unless you are Arnold Schwarzenegger, you are not likely to consider this to be a portable rig. On the other hand, you are likely to believe Kenwood's claim that this radio has a 100% duty cycle for continuous carrier modes like RTTY and SSTV.

There is another reason why you will not run this rig in portable operation. The PA runs on 28 volts. This reduces collector current and results in a more linear and efficient PA. Unfortunately, it also makes the radio a bit difficult to power from your average 12 volt automotive electrical system. Plan to have a 120/240 volt AC power supply on hand when using this radio.

## First Evaluation

My first evaluation was for ease-of-use. I set up the transceiver and deliberately ignored the manual. I wanted to see how intuitive the operation of the TS-940 really is. Although the panel is more complex than what I am used to (my last rig was a Collins KWM-2 which I regret having sold), it seems well laid out. The functions of most of the controls are obvious.

As a result, I was able to have the receiver operating within a few seconds of turning it on. Unfortunately, Kenwood does not supply a microphone, so I could not get on the air immediately.

## At the Controls

None of the switches or dials are "overloaded," i.e., none have more than one function per control, with the exception of the band select/data entry/memory select keys (more on this later). The controls are well-placed with room for your fingers and sufficient spacing between controls to prevent you from accidentally activating two controls simultaneously. Everything is immediately accessible, including the infrequently used controls beneath the sliding metal panel on the top of the rig.

To select operating mode, you press the appropriate mode button to the left of the main tuning knob. The radio then sends the character associated with the new mode to you in Morse code, e.g., "L" for lower sideband, "U" for upper sideband, "A" for AM, "C" for CW, "F" for FM, and "R" for RTTY. The audible feedback is nice if, like me, you like to occasionally operate late at night with most of the lights turned out.

Operating frequency can be selected in one of two ways: you can grab the main tuning knob and turn until you have reached the desired frequency, or you can press the ENTER button and key the desired frequency directly. To speed frequency selection using the main tuning knob, you can either use the MHz UP/DOWN buttons to get within 500 kHz of the frequency, or you can press one of the band selection buttons to place you within one of the ham bands from 160 meters to 10 meters.

you must turn the main tuning dial many times.

## Memory and Display Features

The keypad for direct frequency entry is used for memory selection, frequency selection, and band selection. It is unlike either a telephone or a calculator keypad, so you have to think about what you are doing. Using it takes some getting used to.

The TS-940S has 40 memories, but only 10 may be accessed from the front panel at any one time.

Another "feature" of the memory capability is the inability to tune the memory once it has been selected. You have two options: use the receiver incremental tune (RIT) or copy the frequency from the memory to one of the VFOs. I found both approaches to be quite satisfactory.

The frequency display itself is quite clear and will display frequency with 10 Hz resolution (you can switch it to 100 Hz display resolution if you wish). The display always shows the carrier frequency for the appropriate mode. I was especially pleased that the space frequency is displayed when operating in RTTY (FSK) mode. There is no need to add or subtract the frequency of the modulating tones from the carrier frequency to determine the actual transmission frequency.

Across the bottom of the frequency display is an analog-like slide-rule display. When moving rapidly across the band, this display can give you an idea of where to stop. A switch on the top panel lets you select a range of 100 kHz or 1 MHz for this display. If you find digital displays to be annoying (I do for everything

All WARC bands are represented and the transceiver will transmit on all of them. I tried transmitting outside of the ham bands (into a dummy load, of course) without success.

The tuning rate is a function of the operating mode. SSB, CW, and FSK use a tuning rate of 10 Hz/step. The tuning rate for AM and FM is 100 Hz/step. This can be a bit cumbersome since there is no way to increase the tuning rate of the main tuning dial. If you wish to move rapidly from one end of a band to the other you must either enter the frequency directly or



# Round-trip to Europe\* on **G.A.P.** Airwaves for only \$169.00

Introducing

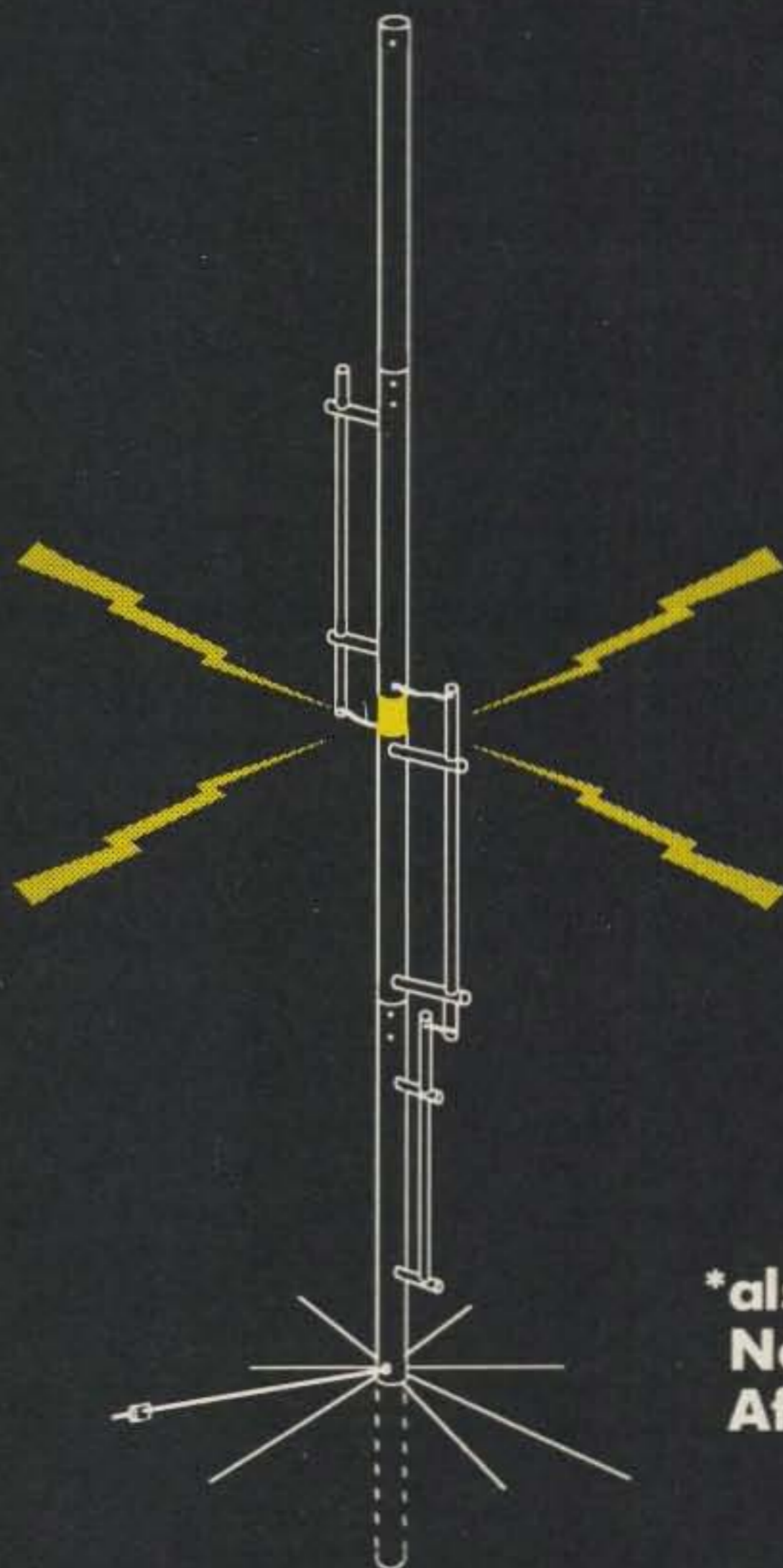
## **THE CHALLENGER DX-V**

A Unique Multiband Antenna that Utilizes the Patented  
**G.A.P.** Center Launch Technology

### The Revolution in Antenna Design

*That...*

- Operates all five bands  
80\*-40-20-15-10m
- Launches RF from an  
elevated **G.A.P.**
- Provides 1500 W peak  
operation
- Assembles in less  
than 30 minutes
- Comes pre-tuned. No  
adjustments are necessary
- Has short Radials  
3 @ 25' & 4 @ 15'
- Is self-standing with a  
drop in Ground Mount
- Is only 31 Feet High
- Has a bandwidth (less 2:1)  
80 MTR 150 KHZ  
40-20-15-10 MTR  
Total Band  
\*Three portions of 80m  
band available;  
Low — Ctr Nominally 3.6 mhz  
Mid — Ctr Nominally 3.8 mhz  
Top — Ctr Nominally 3.9 mhz



*but has NO!!!*

- *Traps*
- *Coils*
- *Transformers*
- *Baluns*
- *Resistors*
- *or Base Insulators*

\*also Asia, South America,  
North America, Australia,  
Africa and Antarctica.

Best of all the **ENTIRE** antenna is always active!!

To Order Call—(407) 388-2905



169.00 plus shipping & handling  
Florida residents add 6% tax



**G.A.P.**  
ANTENNA PRODUCTS  
6010—Bldg J  
N. Old Dixie Highway  
Vero Beach, FL 32967



BUT frequency) this may be an attractive feature.

### Most Important Part of the Rig

Next, I examined the receiver. I consider the receiver to be the most important part of any rig, so I was especially interested in seeing how well this one would perform. You are allowed to select two different time constants for the AGC, fast and slow, or you can disable the AGC entirely and control gain by using the RF gain control. The AGC is very effective and "flat." There is almost no need to change the audio gain control even when you move from a very weak to a very strong signal. There is a four-position attenuator providing 0-30 dB of attenuation in 10 dB steps. At no time did I find the attenuator necessary to prevent front-end overload.

There are two fully adjustable noise blankers in the TS-940S. One seems to work very well for the over-the-horizon backscatter radar (woodpecker) and the other seems to work best on short duration pulse noise (ignition noise). Just turn on the appropriate noise blanker, then slowly increase the blanker level until the QRN disappears. There does seem to be a slight interaction between the noise blanker and nearby strong signals, but judicious use of the blanker level seems to keep this problem to a minimum.

Perhaps the most important feature of the receiver is its continuously variable IF bandwidth. In SSB mode, the lower and upper filter skirts are independently movable, providing "low-cut" and "high-cut" operation. In CW and RTTY mode, there is a single knob to vary the width of the passband. In CW you can also vary the BFO injection frequency, thus allowing you to pick your favorite CW note while still keeping the signal in the center of the IF passband.

On the surface this selectivity scheme seems just about ideal. In some cases it can be useful in reducing adjacent channel QRM. But, I don't think that the skirts of the standard filters are sufficiently steep to make this really useful. As you move away from full bandwidth, you don't have the second and third IF filters working in unison. The resulting roll-off at the edge of the passband is not as sharp as I would like. On the other hand, it does work and it is far more flexible than almost any other rig that I have used. I think that the optional filters would improve things considerably.

In order to help you visualize the passband, Kenwood has provided a multi-function liquid-crystal display that serves to display memory frequency content, time, and IF bandwidth. The display shows a single vertical line that represents the center of the passband. Below this line is a bar that shrinks as you reduce the width of the passband in CW or RTTY mode, or shrinks from the left or right when you use the low-cut or high-cut controls with SSB. This display is quite useful for showing memory content or time, but as a tool for setting up the receiver's passband it is almost useless. The problem is twofold: there is no calibration, so you have no idea what the width really is; and there is no indication of where the BFO injection is, relative to the passband. I found the

markings on the knobs and my own ear to be just as useful in determining bandwidth. Maybe future versions of the TS-940 will have a more useful presentation.

### CW, FSK, and RTTY on the TS-940S

In SSB operation I found the receiver to be a good performer, although I don't think that it is significantly better than other rigs that I have used. Where this rig shines is in working CW. You can really pull out the weak ones. Here is the technique I used:

Tune in a signal and get it approximately in the center of the passband. Use the notch filter to eliminate any especially offensive signal. Begin reducing the bandwidth while carefully tuning to keep the signal in the center of the passband. Last, use the tunable audio bandpass filter to peak the desired signal.

Using this technique I was able to isolate almost any signal. It makes copying even very weak signals a breeze. With the quality of the receiver and the full break-in (QSK) transmitter, I can easily see this rig becoming the CW contesters' favorite.

Using the TS-940S for copying RTTY, I was again quite impressed. The CW bandwidth control is operational for RTTY, allowing the operator to adjust the bandwidth to pass the desired signal, but to reject QRM regardless of the shift being used by the sending station.

There is one minor drawback with the FSK mode of operation on the TS-940S. The pitch control does not function. It would be nice if the pitch of the two tones could be varied so that a wide range of modems or terminal units could be used. In some cases the modem or TU can be adjusted to accommodate the radio so that the lack of a pitch control when operating RTTY or packet is not a big problem. Still, it is a feature that could have been added with very little trouble since the control is already there. Perhaps Kenwood will come out with a modification that will allow this.

### Testing and Transmitting

I did not do any testing of the rig with test equipment, but I did want to get a subjective impression of the phase noise on this rig compared to some other radios. Compared to a non-synthesized radio (a Collins KWM-2), the phase noise is evident but not overly objectionable. When I compared the TS-940S to a top-of-the-line rig from another manufacturer, I found the phase noise to be about the same.

The transmitter of the TS-940S is quite nice. Its 250 Watt PEP output is only 7 dB, or about one S-unit, down from the legal limit. I can't imagine too many people needing or wanting to run an outboard amplifier. If you need more "punch," you can turn on the fully adjustable speech processor.

The manual claims that the speech processor operates at RF to decrease the difference between peak and average levels as much as possible. In my on-the-air tests, it raised the average signal level considerably. Setting the speech processor levels too high can result in a signal that is offensive to some. Use it sparingly and only when you really need it.

### Super Antenna Tuner

One of the best features of this transmitter is the optional automatic antenna tuner. Using this tuner is quite easy: select the operating frequency, press the AT.T button, and key the transmitter. The tuner will tune out any mismatch and inform you of the results on the LCD display. When the radio informed me that it had successfully matched the antenna, I was able to secure full power output. I can imagine getting into the habit of retuning the tuner whenever the band or antenna is changed to protect the PA from inadvertent damage. As far as I am concerned, this feature is an absolute must.

I was quite surprised at the range of the tuner. I tried several different commercial antennas and a random wire. The tuner was able to cope with all of the commercial antennas without any problems. The tuner did have difficulty with some lengths of random wire on some frequencies, but slightly changing the length of the wire solved that problem. If the tuner was unable to come up with an acceptable match, and this situation occurred very infrequently, the message "No match possible" appeared in the LCD display.


While on the air I got nothing but good reports from everyone I talked to. On CW no one could detect chirp, click, or other bad characteristics. I became addicted to the full break-in (QSK) operation. I did use the speech processor once or twice and everyone I talked to seemed to think that it added about 4 to 5 dB more punch to the signal. No complaints about this rig for CW or SSB operation.

### Packet on the TS-940S?

I was hoping to use the FSK mode but, unfortunately, it cannot be used with packet because the FSK shift is not adjustable. Packet uses a 200 Hz shift. The TS-940S is synthesized at 170 Hz (actually a 165.9 Hz shift), but is strappable for 170, 425, or 850 Hz shifts internally. This is not documented in the manual, but it does appear in the schematic for the PLL unit.

There is no way to select the BFO injection frequency, either. Changing the BFO injection frequency would permit the operator to change the audio tones coming out of the receiver to allow compatibility with different modems (RTTY typically uses 2125 and 2295 Hz tones while packet uses 1600 and 1800 Hz tones). I was forced to fall back on the old standby of selecting LSB operation and using AFSK. Still, the continuously variable passband makes packet reception pretty reliable. You just have to do a little more work to figure out the operating frequency.

### In Sum

Now we're down to the bottom line: this is a first-class radio. If you are into HF packet radio, you might be disappointed about not being able to make use of the RTTY mode of operation. It does, however, do what it was designed to do, and it does that very well. If you are looking for good performance, and you can ignore the slight ergonomic deficiencies, then this rig is for you. Thanks for a good effort, Kenwood. 



# KENWOOD

...pacesetter in Amateur Radio

**DX-celence!**

## #1 Rated HF!



### TS-940S Competition class HF transceiver

TS-940S—the standard of performance by which all other transceivers are judged. Pushing the state-of-the-art in HF transceiver design and construction, no one has been able to match the TS-940S in performance, value and reliability. The product reviews glow with superlatives, and the field-proven performance shows that the TS-940S is “The Number One Rated HF Transceiver!”


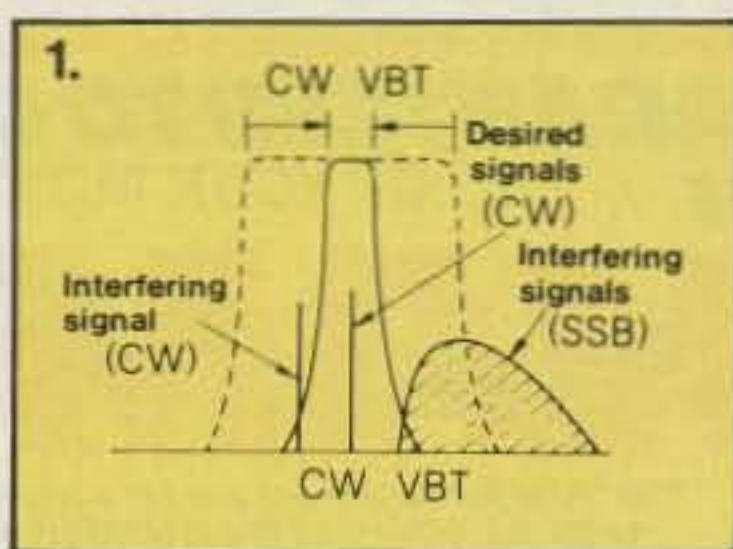
- **100% duty cycle transmitter.** Kenwood specifies transmit duty cycle **time**. The TS-940S is guaranteed to operate at full power output for periods **exceeding one hour**. (14.250 MHz, CW, 110 watts.) Perfect for RTTY, SSTV, and other long-duration modes.
- **First with a full one-year limited warranty.**
- **Extremely stable phase locked loop (PLL) VFO.** Reference frequency accuracy is measured in **parts per million!**

#### Optional accessories:

- AT-940 full range (160-10m) automatic antenna tuner
- SP-940 external speaker with audio filtering
- YG-455C-1 (500 Hz), YG-455CN-1 (250 Hz), YK-88C-1 (500 Hz) CW filters; YK-88A-1 (6 kHz) AM filter
- VS-1 voice synthesizer
- SO-1 temperature compensated

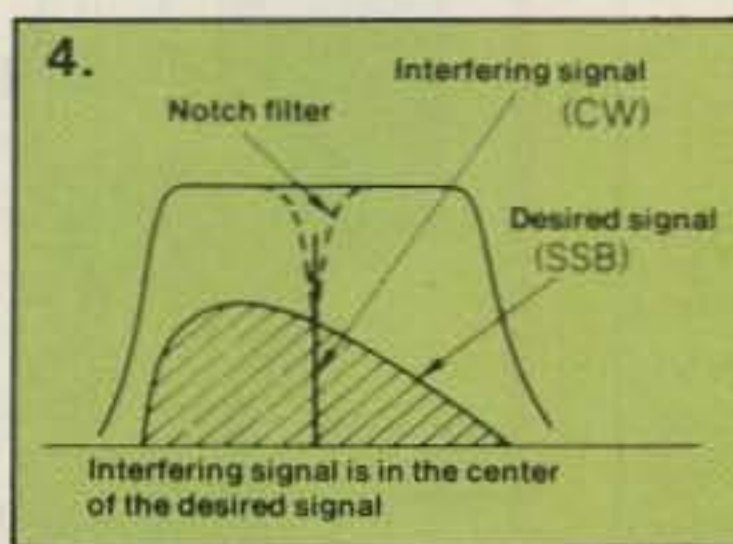
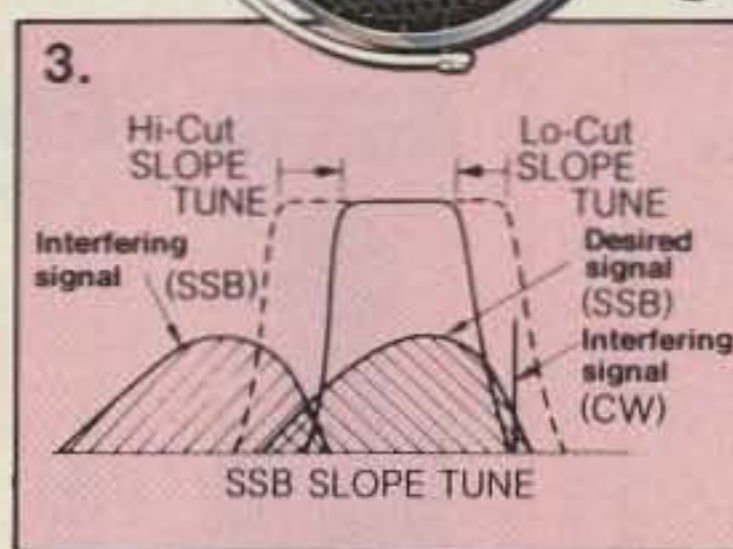
Complete service manuals are available for all Kenwood transceivers and most accessories. Specifications, features, and prices are subject to change without notice or obligation.

- crystal oscillator
- MC-43S UP/DOWN hand mic.
- MC-60A, MC-80, MC-85 deluxe base station mics.
- PC-1A phone patch
- TL-922A linear amplifier
- SM-220 station monitor
- BS-8 pan display
- SW-200A and SW-2000 SWR and power meters
- IF-232C/IF-10B computer interface.



**1) CW Variable Bandwidth Tuning.** Vary the passband width continuously in the CW, FSK, and AM modes, without affecting the center frequency. This effectively minimizes QRM from nearby SSB and CW signals.

**2) AF Tune.** Enabled with the push of a button, this CW interference fighter inserts a tunable, three pole active filter between the SSB/CW demodulator and the audio amplifier. During CW QSOs, this control can be used to reduce interfering signals and noise, and peaks audio frequency response for optimum CW performance.



**3) SSB Slope Tuning.** Operating in the LSB and USB modes, this front panel control allows independent, continuously variable adjustment of the high or low frequency slopes of the IF passband. The LCD sub display illustrates the filtering position.

**4) IF Notch Filter.** The tunable notch filter sharply attenuates interfering signals by as much as 40 dB. As shown here, the interfering signal is reduced, while the desired signal remains unaffected. The notch filter works in all modes except FM.

- **Complete all band, all mode transceiver with general coverage receiver.** Receiver covers 150 kHz-30 MHz. All modes built-in: AM, FM, CW, FSK, LSB, USB.
- **Superb, human engineered front panel layout for the DX-minded or contesting ham.** Large fluorescent tube main display with dimmer; direct keyboard input of frequency; flywheel type main tuning knob with optical encoder mechanism all combine to make the TS-940S a joy to operate.
- **One-touch frequency check (T-F SET) during split operations.**
- **Unique LCD sub display indicates VFO, graphic indication of VBT and SSB Slope tuning, and time.**
- **Simple one step mode changing with CW announcement.**
- **Other vital operating functions.** Selectable semi or full break-in CW (QSK), RIT/XIT, all mode squelch, RF attenuator, filter select switch, selectable AGC, CW variable pitch control, speech processor, and RF power output control, programmable band scan or 40 channel memory scan.

# KENWOOD

KENWOOD U.S.A. CORPORATION  
2201 E. Dominguez St., Long Beach, CA 90810  
P.O. Box 22745, Long Beach, CA 90801-5745



## GET YOUR BEARINGS STRAIGHT



At last! A map dedicated to the radio amateur. Announcing the **Azimuth-Equidistant** wall map from the Great Circle Map Co.

An azimuth map provides information about heading and range to any place on Earth. No longer will you have to guess at which way to aim your beam antenna for that rare DX.

Each map is specially drawn with your station at the exact center. The rest of the world is spread out around you. To use the map, simply find the target station and read the compass heading from the border of the map. To find the range, count the number of rings from the center. Each ring is spaced 1000 miles apart. Voila! You now know the true heading and range to the target station.

The maps are custom drawn with computer accuracy for your location and are personalized with your station's call sign at the lower right. Each map measures 35"x23", is brightly colored, and is printed on high quality poster stock making it suitable for framing.

To order, send \$39 check or money order and your station's call sign and location (if you live in a large city, state which side of town) to:

Great Circle Map Co.

P.O. Box 691401 • San Antonio, TX 78269

DEALER  
INQUIRIES INVITED

CIRCLE 346 ON READER SERVICE CARD

## COMPUTERIZE YOUR SHACK

Control up to eight digital radios simultaneously from your MS-DOS microcomputer! DataCom, Inc. offers a series of software/hardware packages that interface with many current synthesized rigs. These include:

ICOM 735, IC-761, IC-781, IC-R7000, IC-R71A  
Yaesu 747, 757GX, 757GXII, 767, 9600  
Kenwood TS-440, TS-940, TS-140, TS-680, 711, 811, R5000

Datacom couldn't be simpler to install. The user doesn't need to know anything about MS-DOS—the installation program does it all! After installation, the user sets the parameters with menus.

These packages allow complete control of these rigs from the keyboard, and more! Datacom adds:

\*Scan functions added to radios that don't allow this from the front panel.

\*Frequency and associated info memory limited only by disk storage.

\*Tabular screen display of all of the channels stored in memory, along with a full description of each, including:

- mode (LSB, USB, FM, etc.)
- eight character alphanumeric description
- signal bandwidth

\*continuously variable scan delay from 100 milliseconds up

\*a full-featured logging utility

AVAILABLE FOR IBM PC, XT, AT, 80386 256K RAM  
1 SERIAL PORT AND 1 FLOPPY MINIMUM

PROGRAM WITH INITIAL LIBRARIES 99.95

RS-232 TO TTL INTERFACE ONLY (NEEDED IF DON'T HAVE  
MANUFACTURERS INTERFACE)

EXTERNAL INTERFACE ALLOWS 4 RADIOS 99.95

INTERNAL PC INTERFACE W/1 SERIAL & 1 RADIO PORT 129.95

SPECTRUM ANALYZER MODULE (CALL FOR PRICE)

COMPLETE SYSTEMS INCL. RADIO, INTERFACE, COMPUTER,  
AVAILABLE (CALL FOR PRICE)

## DATA COM, INT.

8081 W. 21ST LANE


HIALEAH, FL 33016

AREA CODE (305) 822-6028

CIRCLE 147 ON READER SERVICE CARD

## CIE Cleveland Institute of Electronics

Accredited Member National Home Study Council



CIE is the world's largest independent study electronics school. We offer ten courses covering basic electronics to advanced digital and microprocessor technology. An Associate in Applied Science in Electronics Engineering Technology is also offered.

Study at home — no classes. Programs accredited and eligible for VA benefits.

CIE Cleveland Institute of Electronics  
1776 East 17th St., Cleveland, Ohio 44114

YES! I want to get started. Send me my CIE school catalog including details about the Associate Degree program.

Print Name \_\_\_\_\_

Address \_\_\_\_\_ Apt. \_\_\_\_\_

City \_\_\_\_\_ State \_\_\_\_\_ Zip \_\_\_\_\_

Age \_\_\_\_\_ Area Code/Phone No. \_\_\_\_\_

Check box for G.I. Bulletin on Educational Benefits

Veteran  Active Duty MAIL TODAY!

AAR98

CIRCLE 157 ON READER SERVICE CARD

## "GUARANTEED TO OUTPERFORM" THE .....OR YOUR MONEY BACK!



CUT-AWAY  
VIEW OF  
THE HAM 10

# HAM 10™ TEN METER HAM ANTENNA

The "HAM 10" ten meter antenna is designed and manufactured by American Antenna, makers of the world famous K40 Antenna. With a power handling capacity of 1500 watts and a band width of 1.5 mhz between 2:1 SWR points the "HAM 10" is the perfect compliment to all single-band ten meter rigs. The stainless steel base of the "HAM 10" is supplied with an adjustable trunk lip mount. Also available is an optional adaptable heavy duty magnamount. For a free brochure, call 1-800-323-6768 in Illinois 1-800-942-8175.

### EXCLUSIVE FEATURES:

- ① HANDLES UP TO 1500 WATTS!
- ② METALPLAS CONSTRUCTION.
- ③ 30° ROTATION OF BASE.
- ④ STAINLESS STEEL WHIP AND BASE.
- ⑤ MOUNTS ANYWHERE ON ANY VEHICLE!
- ⑥ FULLY ASSEMBLED WITH 18' OF RG-58 COAX.
- ⑦ COMPUTER DESIGNED ISOLATION CHAMBER.

For A Free Brochure, Call:

1 800-323-6768 IN IL. 1 800-942-8175

TLX# 6871370 K40INTL

....(Or Write) AMERICAN ANTENNA

1500 EXECUTIVE DR. ELGIN, IL. 60123

CIRCLE 235 ON READER SERVICE CARD

## Custom Made Transformers

up to 1500 VA

(reasonable prices)

For price quotation, call or write:

Soft Light Mfg. Co

501 Simpson Chapel Rd.

Bloomington, IN 47401

(812)876-7828 / (800)365-2575

CIRCLE 374 ON READER SERVICE CARD

## Sparky J Antennas

• Install Fast • Extend Range • Improve Reception •

The Sparky J-Antenna is a flexible half wave radiator fed by 1/2 wavelengths of low loss coax through an efficient linear matching transformer. Sparky J's beat duckies, 1/4, & 5/8 wave antennas, need no ground plane. Low flat SWR curve gives edge to edge band coverage. Great portable—rolls up to fit in pocket. Completely assembled with BNC connector.

• Easily hidden • Effective indoors or out. • Money-back guarantee • Available for every band from 14 to 440 MHz

\$39.95 each Two for \$65.00 Add \$5 P & H

Info pack \$1 by 1st class mail

AntennasWest  
Box 50062-S, Provo, UT 84605 (801) 373-8425

CIRCLE 5 ON READER SERVICE CARD



# FEEDBACK

In our continuing effort to present the best in amateur radio features and columns, we recognize the need to go directly to the source—you, the reader. Articles and columns are assigned feedback numbers, which appear on each article/column and are also listed here. These numbers correspond to those on the feedback card opposite this page. On the card, please check the box which honestly represents your opinion of each article or column.

Do we really read the feedback cards? You bet! The results are tabulated each month, and the editors take a good, hard look at what you do and don't like. To show our appreciation, we draw one feedback card each month and award the lucky winner a free one-year subscription (or extension) to 73.

To save on postage, why not fill out the Product Report card and the Feedback card and put them in an envelope? Toss in a damning or praising letter to the editor while you're at it. You can also enter your QSL in our QSL of the Month contest. All for the low, low price of 25 cents!

Feedback#	Title	Feedback#	Title
1	Welcome Newcomers	17	Home-brew: Simple CW IDer
2	Never Say Die	18	Review: Star Circuits
3	QRX	19	Hamsats
4	Review: Kenwood TS-940S	20	Letters
5	Feedback Index	21	ATV
6	Review: ICOM 781 HF Transceiver	22	Above and Beyond
7	Review: Just the FAX	23	Special Events
8	Review: Shakespeare Big Stick	24	Circuits
9	Home-brew: One-Stage 80 Meter CW Transmitter	25	Dealer Directory
10	Review: Ham-10 Antenna	26	Barter 'n' Buy
11	Review: Magnus Mobile Amplifier	27	Ad Index
12	Review: Pro-67 HF Antenna	28	Index 2/89
13	Home-brew: TCM 3105 Modem for the Digicom > 64	29	Aerial View
14	Review: ICOM IC-2GAT	30	New Products
15	Review: ICF-SW1	31	DX
16	Getting High on Packet	32	Ask Kaboom
		33	QRP
		34	Homing In
		35	73 International
		36	Propagation
		37	Ham Help

## CQ... Calling all hams! ORLANDO HAMCATION AND COMPUTER SHOW



★ REGISTRATION ★  
**\$6.00 Advance**  
(Until March 15th)

\$8.00 at the door  
**Children under 12 Free!**

"C'mon down and enjoy  
our Southern Hospitality"

Build your  
next vacation  
around the south-  
land's most popular  
Hamfest, at the hub of  
the greatest entertainment  
and activity center in the east.

at **ORANGE COUNTY CIVIC CENTER**  
(at INTERSTATE 4, EXIT 29)

**ARRL**  
Northern Florida  
Section Convention  
**April 7th, 8th, 9th**  
—1989—

**NOW BIGGER & BETTER  
THAN EVER!**

For General Information & Tickets - Registrants and Exhibitors contact:  
Hamcation Information • P.O. Box 547811, Orlando, FL 32854  
**ORLANDO HAMCATION & COMPUTER SHOW**

Sponsored by: Orlando Amateur Radio Club, Inc.

HAMCATION CHAIRMAN: Larry Gilbreath

General Information: (407) 657-9052 Commercial Information: (407) 898-1027

Ask for Buzz Showalter

**Hamcation only minutes away  
from Florida's main attractions!**

- ★ Disney World ★ EPCOT Center
- ★ Sea World ★ Wet n' Wild ★ Water Mania ★ Boardwalk & Baseball
- ★ Gatorland Zoo ★ Xanadu
- ★ Church Street Station

- ★ **24 Hour RV Sites** at nearby campground
- ★ **Continuous Forums** Saturday and Sunday
- ★ **FCC EXAMS** Sunday at 9:00 am  
★ **FREE Novice Exam** - all others \$4.00  
Form 610 provided. Register for exams on Saturday. Bring credits and license.
- EXPANDED INDOOR SWAP TABLES**  
(\$25.00 for all three days)  
Commercial Exhibit Areas



# 73 Review

by Bill Clarke WA4BLC

# The ICOM IC-781

*Quintessential DX Rig*

ICOM America, Inc.  
2380-116th Ave. NE  
Bellevue, WA 98004  
Price Class: \$6000



Last year I reviewed the ICOM 761 and stated that it was "the most precise and complete ham transceiver from ICOM to date." And it was, once upon a time; but now, the ICOM 781 is ICOM's latest and most complex HF transceiver. It is fully solid state and CPU-based. The mere term "transceiver" doesn't do it justice. The IC-781 incorporates features that used to require a desktop full of extra equipment.

The IC-781 combines a CRT display of functions, frequencies, memories, and spectrum scope with a top-notch transceiver, automatic antenna tuner, and AC power supply, into the most complete one-piece HF ham station available today.

### The IC-781's Operating Manual

The first mark of the IC-781's high class is its operating manual. It is absolutely thorough—it has nearly 100 pages of instructions, photos, diagrams, and charts. The manual comes in a zippered, heavy-duty plastic bag, the kind meant for re-use, along with the radio's inspection certificate and warranty cards.

After unpacking the radio and placing it on my operating desk, I studied it for a few minutes. I counted 112 separate controls on the front panel, and decided that it would be greatly advisable to read the instruction manual before plugging it in.

### Overview of Features

The built-in spectrum scope displays the relative signal strength of radio transmissions up and down the band from your frequency. The band width is selectable between 50, 100, and 200 kHz. It is not a true scope, but a well-engineered computer facsimile.

The Terminal Monitor allows you to use the CRT for digital display of RTTY, packet, etc., and the built-in Automatic Antenna Tuner is for hands-off adjustment of antenna matching (limited to 16.7–150Ω, or at less than 3:1 SWR). The Direct Digital Synthesizer provides extremely fast "lock-up" times for transmit/receive switching.

Dual Watch lets you monitor two separate frequencies simultaneously, while Fine Scanning tunes slowly through a received signal without stopping. This feature is particularly valuable for CW and SSB. Twin Passband Tuning controls tandemly, or separately, the tuning of the 455 kHz and 9 MHz IFs.

The AGC is fully adjustable. During CW operation, the Audio Peak Filter attenuates unwanted audio components between 500 and 1000 Hz.

Other features are: full break-in keying, 150 Watt output, noise blanker, 105 dB dynamic range, and a multi-function keyboard for digital (fingertip) entry of frequencies. The memory channel holds 99 memories, including two-

band scan entries. You can display these memories, together with a label, on the CRT. Examples of labels are net names or operator notes. The IC-781 has two clocks for local and UTC time settings, and timers for turning the transceiver on and off as predetermined.

This review is made from an operator's point of view; it is not the result of strenuous laboratory testing.

### Operator Viewpoint

The IC-781 is quality all the way. The controls feel solid, everything works as expected, and the manual explains all you need to know, in both words and diagrams.

The tuning knob is large and has a fairly smooth action. It tunes at the rate of 5 kHz or 2.5 kHz per revolution, as selected by an internal switch. The knob is not as large or as smooth in operation as the IC-761's. The main tuning knob has a tension adjustment under the front of the radio.

The frequency read-out has the 10 Hz digit. I find this feature nice, although some operators feel that it makes tuning too critical. This is a matter of choice. You can calibrate frequency without entering the case.

Many of the seldom-used controls, such as VOX, lighting, etc., are pull-out types. The clocks and memories have battery backup. Should the batteries fail, the radio will continue to operate, without memories or clocks.



In general, the IC-781 performs as you would expect a top-of-the-line radio to perform. After learning how to use the many controls, I found it was possible to clean up signals unreadable on older types of radios. For example, signals in the QRM on a TR-4 became completely readable on the IC-781.

The speech processing gave an extra punch to the signal that reached out well, yet it did not foul up the intelligibility of the transmission. On a scope, the voice patterns filled in well when I used the processor.

The spectral display of the band revealed the location of the loud stations, and also indicated open places in the band. It afforded a quick look at a band for activity.

Being able to scroll the memory list on the CRT and to enter the frequency and mode with a single keystroke are great features of the IC-781. When dealing with 99 memories, I found the label field very important. It allows you to name a memory (i.e., MIDCARS, VA

FONE NET, GULF COAST, etc.) and easily access it.

### The IC-781 Receiver

The receiver is very quiet, with little background white noise. With fully variable parameters, it can reduce or eliminate most QRM/N. The twin passband tuning is especially effective in cutting out QRM from adjacent signals. Forty meter evening operation is relatively easy with the twin passband tuning, notch, and attenuators. The notch filter is easily tuned and effectively deep. However, considering the price of this rig, why isn't it automatic?

For more variables, you can use the receive preamp or the attenuators. You can choose 10 and 20 dB for the latter, or switch both on for 30 dB of attenuation.

The quality of the receive audio from the built-in speaker is excellent, coming in a close second to my main station speaker. The BASS/

TREBLE controls improve the built-in speaker's sound quality.

The IC-781 has several methods of scanning. It does memory scan, programmed scan, and mode scan. To use mode scan, you must first go into memory mode. There, mode scan will find channels of only a given mode, e.g. LSB or FM.

Dual watch is nice when you're monitoring a specific frequency for activity. It does, however, have the drawback of being limited to the same band as other operations. There is no crossband dual watch.

The passband tuning arrangement looks like it would be great on RTTY and packet, although I didn't test this possibility.

### The Transmitter

The two VFOs make split operation available at the push of a button. The IC-781 can also be easily modified for CAP and MARS frequencies.

## ICOM 781 Specifications

### General

Frequency Coverage:	0.1 MHz to 30.0 MHz
Receive:	1.8-2.0
Transmit:	3.4-4.1
	6.9-7.5
	9.9-10.5
	13.9-14.5
	17.9-18.5
	20.9-21.5
	24.4-25.1
	27.9-30.0
Modes:	SSB (A3J)/CW (A1)/FM (F3)/RTTY (F1)/AM (A3)
Frequency step:	10 Hz (TS off) 1 kHz (TS on)
Power requirements:	Antenna impedance: 50Ω unbalanced (tuner off)
	100-120 VAC (US version)
	220-240 VAC (others)
Usable temperature range:	-10 to +60°C
Frequency Stability:	+/- 15 Hz (full temperature range)
Dimensions:	425 mm x 149 mm x 411 mm (WHD)
	w/o projections: 16.5 in x 5.8 in x 16.0 in
Weight:	23 kg 50.6 lbs.

### Receiver

Conversion System:	SSB, CW, RTTY, AM quadruple conversion			
	FM triple conversion			
IF Frequencies (in MHz):	SSB	CW/RTTY	AM	FM
	1st 46.5115	46.5106	46.5100	46.5100
	2nd 9.0115	9.0106	9.0100	9.0100
	3rd 0.4550	0.4550	0.4550	0.4550
	4th 10.6950	10.6950	10.6950	n/a
Sensitivity (preamp on):	SSB/CW/RTTY for 10 dB S/N			
	0.1-0.5 MHz	less than 0.5 microvolt		
	1.8-30.0 MHz	less than 0.16 microvolt		
	AM for 10 dB S/N			
	0.1-0.5 MHz	less than 3.2 microvolts		
	0.5-1.8 MHz	less than 6.3 microvolts		
	1.8-30 MHz	less than 1.0 microvolt		
	FM for 12 dB SINAD			
	28-30 MHz	less than 0.23 microvolt		
Squelch Sensitivity:	less than 0.23 microvolt			
Selectivity:	SSB, CW wide, RTTY wide, AM narrow			
	more than 2.4 kHz/-6 dB			
	less than 3.8 kHz/-60 dB			
	CW narrow, RTTY narrow (with CW250 Hz off)			
	more than 500 Hz/-6 dB			
	less than 1 kHz/-60 dB			
	CW narrow, RTTY narrow			

### Selectivity (continued)

	(with CW 250 Hz on)
	more than 250 Hz/-6 dB
	less than 800 Hz/-60 dB
	AM wide
	more than 6 kHz/-6 dB
	less than 15 kHz/-60 dB
	FM
	more than 15 kHz/-6 dB
	less than 30 kHz/-50 dB
Spurious and Image Rejection Ratio:	
Image:	less than -80 dB
IF:	less than -70 dB
Audio Output:	greater than 2.6 W at 10% distortion (8Ω load)
Notch filter attenuation:	greater than 45 dB
RIT Range:	+/- 9.99 kHz

### Transmitter

Maximum Output Power (Watts)	SSB (PEP) 150
	AM 75
	CW 150
	RTTY 150
	FM 150
Modulation:	
SSB:	balanced modulation
FM/RTTY:	reactance modulation
AM:	low-level modulation
FM Deviation:	+/- 5 kHz
RTTY Shift:	170, 425 & 850 Hz selectable
Spurious Emissions:	less than -60 dB
Carrier Suppression:	less than -40 dB
Unwanted Sideband Suppression:	less than -55 dB
Microphone Impedance:	600Ω

### Antenna Tuner

Output Matching Range:	16.7 to 150Ω unbalanced feedline
Minimum Input Power:	15 Watts
Band Switching Time:	less than 3 seconds
Auto Tuning Time:	less than 3 seconds
Auto Tuning Accuracy:	VSWR less than 1.2:1
Insertion Loss:	less than 0.5 dB (after tuning)

### CRT Display

Output level	
Composite video signal:	1 V p-p
Video components:	0.7 p-p positive
Synchronous components:	0.3 p-p negative
Output impedance:	75Ω
Usable humidity range:	10-90% (keep from moist environments)
Horizontal frequency:	15.75 kHz
Vertical frequency:	60 Hz



The keyer behaved wonderfully, offering full break-in and semi-break-in operations. There is, unfortunately, only an internal adjustment for dit-dah ratios.

The monitor feature allows you to hear your SSB audio component, making it easy to adjust the speech processor, and the microphone's tone and drive, as well as letting you hear other imperfections on your signal. The audio and CW signal reports I received were all good.

The built-in antenna tuner is fast, and it will handle most cleanup jobs caused by excursions within a band. It will not tune "Grandma's bedsprings." It can handle SWR mismatches only to 3:1.

The circuit used to key linear amplifiers is stout enough only for modern 12 volt circuits. To use it on anything else could cause damage. I recommend using an external relay. The IC-781 is not alone in this deficiency; most other makes and models suffer from a similar shortcoming.

### Bench Testing

Bench testing is the only true method of measuring the performance of a transceiver. Personally, I feel that all of the currently available CPU-based HF transceivers are capable of performing above and beyond the capabilities of the human ear, and certainly over the poor band conditions that we all too often experience. The IC-781 is no exception to the rule.

I used the following lab equipment to check the performance of the IC-781:

- Leader LDC 8243 Frequency Counter
- Marconi Instruments 2022 Signal Generator
- Hewlett Packard 606 HF Signal Generator
- Hewlett Packard 651A Audio Generator
- Bird 43 Wattmeter
- Hewlett Packard 8551B/851B Spectrum Analyzer
- Cushman CE-5 Monitor
- Tectronics 475 Oscilloscope

### Any Complaints?

There is little fault to find with the IC-781. It is a well-designed unit, built with the operator in mind. There were a few things, however, I didn't care for.

The digital key pad is important for operating dexterity, and allows you to enter a frequency without turning the main tuning knob. I was, however, surprised to discover that when I entered a frequency directly, the digital key pad mode did not automatically change. For example, 7.255 MHz is on LSB, but when you've made that selection from a previous setting of 14.313 MHz (USB), the USB mode will follow. In other words, there is no bandplan programmed into the unit.

Second, I don't care for the dot-type presentation of the surrounding spectrum on the display. A real scope trace is easier to read.

Third, even though the IC-781's overall appearance is truly a "ten," after setting it up, I noticed that I had a problem reading the control labels, which are medium gray on a nearly black background. A few are red, but

none are easily seen in typical lighting. The white lettering on my 735, 751A, and 140, is easily readable.

Not all operators will use every feature of the IC-781, and to some the unit would be unacceptable due to its complexity. To others the price might be extravagant. However, feature for feature, the IC-781 is the most capable piece of HF equipment currently available. I feel comfortable recommending the IC-781 as a true state-of-the-art, unique piece of equipment.

### Where Do the Dollars Go?

I've heard some interesting comments about the IC-781. Among them are: It costs more than my first house. My pickup truck cost less than the IC-781. Who is going to fix it when it breaks? If I take that home, I'll be getting a divorce. It doesn't do that much more than a \$2,000 radio. It's so heavy, it would crush my desk.

Most of the comments are about the IC-781's cool list price of \$5,995. That ain't hay, my friend. However, let's put these numbers into perspective. In 1958, you could buy a Collins 32S1, 75S1, and the goodies to go with it, for about \$1,590. That was in the day of the \$15,000 house and \$2,500 automobile. Today the home will cost nearly \$100,000 (depending upon geographical location) and the family chariot about \$15,000. Perhaps these numbers place the high price of the IC-781 more in line with today's economy.

I have included a chart of the manufacturer's specifications to show how the various top dollar rigs compare. The IC-735 is included on the chart just to put some depth into the study of cost vs. what you get.

"Thank you" to the folks at the Electronic Equipment Bank of Vienna, Virginia, for the loan of an IC-781, and the use of their very complete test bench. **73**

## Comparative Specifications Chart for HF Transceivers

Make/Model	ICOM 781	Kenwood TS-940	ICOM 761	Ten-Tec Paragon	Yaesu 767	ICOM 735
Dimensions(hwd)	8x16.7x16	5.5x15.8x13.8	5.9x16.7x15.3	5.8x14.8x17	5.2x14.5x11.5	4x9.5x9.4
Weight	50.6	40.8 lbs	38.6	16 lbs	30 lbs	11 lbs
Display	fluorescent	fluorescent	fluorescent	fluorescent	fluorescent	LCD
Freq. stability	±15 Hz	±100 Hz	100 Hz	±30 Hz	30 Hz	±30 Hz
Internal AC power	yes	yes	yes	no	yes	no
<b>Transmitter</b>						
RF input		250 watts		200 watts		200 watts
output adjustable	150 watts yes	yes	100 watts yes	100 watts yes	100 watts yes	yes
Harmonic supp.					50 dB	40 dB
Spurious supp.	60 dB	40 dB	60 dB	45 dB		50 dB
Carrier supp.	40 dB	40 dB	40 dB	60 dB	40 dB	40 dB
Unwanted sideband	55 dB	50 dB	55 dB	60 dB	50 dB	50 dB
Microphone	600 ohms	500-50K ohms	600 ohms	Hi/Lo	500-600 ohms	600 ohm
<b>Receiver</b>						
Receiver IFs	four	four	four	three	three	three
1st IF	46 MHz	45 Mhz	70 MHz	75 MHz	45 MHz	70 MHz
2nd IF	9 MHz	8.8 Mhz	9 MHz	9 MHz	8.2 MHz	9 MHz
3rd IF	455 kHz	455 kHz	455 kHz	6.3 MHz	455 kHz	455 kHz
4th IF	9 MHz	100 kHz	9 MHz			
Sensitivity (HF)	.16 micro volt	.2 micro volt	.15 micro volt	.15 micro volt	.25 micro volt	.15 micro volt
Selectivity						
SSB/CW	2.4 kHz/- 6dB 3.8 kHz/-60dB	2.4 kHz/- 6dB 3.6 kHz/-60dB	2.4 kHz/- 6dB 3.8 kHz/-60dB	2.4 kHz/- 6dB 3.4 kHz/-60dB	2.7 kHz/- 6dB 4.5 kHz/-60dB	2.3 kHz/- 6dB 4.0 kHz/-60dB
Dynamic range	105 dB	102 dB	105 dB	100 dB		105 dB
Spurious rej	70 dB		80 dB			80 dB
Image ratio	80 dB	80 dB				80 dB
Image rej		70 dB	80 dB	80 dB	70 dB	80 dB
Notch att	45 dB	40 dB	45 dB	50 dB	30 dB	30 dB
Audio output	2.6 watts	1.5 watts	2.6 watts	1.5 watts	1.5 watts	3 watts
Memories	99	40	32	62	10	12
PBT	yes	yes	yes	yes	no	yes
IF shift	yes	no	yes	no	yes	no
Dual VFOs	yes	yes	yes	yes	yes	yes
RIT	yes	yes	yes	yes	no	yes
AGC selectable	yes	yes (2 + off)	yes	on/off	yes (3 + off)	yes
Split operation	yes	yes	yes	yes	yes	yes
Speech proc	yes	yes	yes	yes	yes	yes
Noise blanker	yes	yes (2)	yes	yes	yes	yes (2)
Internal ant tuner	yes	option	yes	no	yes	optional
Freq keyboard	yes	yes	yes	yes	yes	no
FM	yes	yes	yes	option	yes	yes
Keyer	yes	no	yes	no	yes	optional
Opt filters	yes	yes	yes	yes	no	yes
Rec-preamp	yes	no	yes	no	yes	yes
Rec-att	yes	yes	yes	yes	yes	yes
List price	\$5,995.00	\$2449.95	\$2699.00	\$2245.00	\$1929.95	\$1099.00
Remarks	CRT display of parameters & spectrum	scope option clock/timer 10 Hz readout variable band-width tuning Hi-Lo cut PBT	audio monitor best tuning knob feel	10 Hz readout labeled memories Made in USA	VHF/UHF options built-in 600 Hz filter CAT system	very small size optional external automatic antenna tuner

specifications above are as listed on manufacturers advertising/sales literature

Comparative specifications chart for HF transceivers. This chart was compiled by the author and produced on his PC-DOS compatible and Ashton Tate's Byline™ desktop publishing software.



# THE MOST AFFORDABLE REPEATER

ALSO HAS THE MOST IMPRESSIVE PERFORMANCE FEATURES  
(AND GIVES THEM TO YOU AS STANDARD EQUIPMENT!)

**KIT, ONLY \$675**  
**WIRED \$975**  
**VHF OR UHF**



### FEATURES:

- **SENSITIVITY SECOND TO NONE!** GaAsFET front end on vhf models gives 12dB SINAD of 0.12uV (vhf), 0.15uV (220). UHF model 0.25uV std, 0.1uV with optional helical resonator preamp.
- **SELECTIVITY THAT CAN'T BE BEAT!** Both 8-pole xtal filter & ceramic filter for > 100dB at only ±12kHz. Helical resonator front end to combat desense & intermod.
- **CLEAN, STABLE TRANSMITTER**, up to 18W output standard; 50W with accessory power amplifier.
- **FCC TYPE ACCEPTED** for commercial high band and uhf.
- **Courtesy beep**, field-programmable CWID, flutter-proof squelch, automatic frequency control to compensate for off-frequency transmitters (all standard features).
- **Full range of options** available, such as autopatch, phone line or radio remote control, sub-audible tones, duplexers.


## HIGH PERFORMANCE TRANSMITTERS & RECEIVERS FOR REPEATERS AUDIO & DIGITAL LINKS, TELEMETRY, ETC.

### FM EXCITERS:


- Kits \$99, w/t \$179. 2W continuous duty. TCXO & xtal oven options available.
- **TA51 for 10M, 6M, 2M, 150-174, 220 MHz.**
- **TA451 for uhf.**

FCC type accepted for commercial bands.

- Call for latest information on 900 MHz transmitters.
- **VHF & UHF AMPLIFIERS.** For FM, SSB, ATV. Output from 10 to 50 Watts. Several models, kits starting at \$79.



- **R144/R220 FM RECEIVERS** for 2M, 150-174, or 220 MHz. GaAs FET front end, 0.12uV sensitivity! Both crystal & ceramic filters plus helical resonator front end for exceptional selectivity: > 100dB at ±12kHz (best available anywhere)! Flutter-proof squelch. AFC tracks drifting transmitters. Kit \$149, w/t \$229.



- **R451 UHF FM RCVR.** Similar to above. Tuned line front end, 0.25uV sens. (0.1uV with optional hel. res. preamp). Kit \$149, w/t \$229.
- **R901 FM RCVR FOR 900 MHZ.** Triple-conversion, GaAs FET front end, 0.2uV sens. Kit \$169, w/t \$259.
- **R76 ECONOMY VHF FM RCVR** for 10M, 6M, 2M, 220. Without hel res or afc. Kits only \$129.
- **Weather satellite & AM Aircraft receivers also avail.**

FCC TYPE-ACCEPTED TRANSMITTERS & RECEIVERS AVAILABLE FOR HIGH-BAND AND UHF. CALL FOR DETAILS.

## GaAs FET PREAMPS at a fraction of the cost of comparable units!

### LNG - (\*)

GaAs FET  
PREAMP

ONLY \$59!  
Wired/tested



### FEATURES:


- **Very Low Noise:** 0.7dB VHF, 0.8dB UHF
- **High Gain:** 13-20dB, depending on frequency
- **Wide Dynamic Range:** to resist overload
- **Stable:** new-type dual-gate GaAs FET

\* Specify tuning range desired: 26-30, 46-56, 137-150, 150-172, 210-230, 400-470, or 800-960 MHz.

### LNW - (\*)

MINIATURE  
GaAs FET  
PREAMP

ONLY \$24/kit,  
\$39 Wired/tested



GaAs FET Preamp similar to LNG, except designed for **low cost & small size.** Only 5/8"W x 1-5/8"L x 3/4"H. Easily mounts in many radios.

\* Specify tuning range desired: 25-35, 35-55, 55-90, 90-120, 120-150, 150-200, 200-270, or 400-500 MHz.

### LNS - (\*)

IN-LINE  
PREAMP

ONLY \$79/kit,  
\$99 Wired/tested



GaAs FET Preamp with features similar to LNG series, except **automatically switches out of line during transmit.** Use with base or mobile transceivers up to 25W.

\* Specify tuning range desired: 120-175, 200-240, or 400-500 MHz.

## HELICAL RESONATOR PREAMPS

Low-noise preamps with helical resonators **reduce intermod & cross-band** interference in critical applications.


MODEL HRA-(\*), \$49 vhf, \$84 uhf.

\* Specify tuning range desired: 143-150, 150-158, 158-162, 162-174, 213-233, 420-450, 450-465, or 465-475 MHz.

## NEW HIGH-SPEED DIGITAL RF LINKS

You've waited a long time for a simple, reliable, low-cost **9600 baud PACKET NETWORKING** system. Now you've got it! Our new MO-96 MODEM and direct FSK Transmitters and Receivers for 220 or 440 MHz interface directly with most TNC's. Fast diode switched PA's output 15 or 50W. **Call for complete info on the right system for your application.**

## ACCESSORIES



- **COR-3 Kit.** Control ckts and audio mixers needed to make a repeater. Tail & time-out timers, local spkr ampl, courtesy beep ..... \$49
- **CWID Kit.** Field programmable, timers, the works ..... \$59
- **TD-2 DTMF DECODER/CONTROLLER Kit.** Full 16 digits, switches 5 functions, toll call restrictor, programmable, much more. Great for selective calling too! ..... \$79
- **AP-3 AUTOPATCH Kit.** Use with above for repeater autopatch. Reverse patch and phone line remote control std. .... \$79
- **AP-2 SIMPLEX AUTOPATCH TIMING BOARD Kit.** Use with above for simplex autopatch ..... \$39
- **MO-202 FSK DATA MODULATOR Kit.** Run up to 1200 baud digital signals through any fm transmitter with full handshakes. Radio link computers, telemetry gear, etc. .... \$39
- **DE-202 FSK DATA DEMODULATOR Kit** for rcvr end of link ..... \$39

## RECEIVING CONVERTERS



VHF  
MODELS

Kit with Case \$59  
Kit less Case \$39  
Wired w/case \$89

UHF MODELS

Kit with Case \$69  
Kit less Case \$49  
Wired w/case \$99

Antenna Input Range	Receiver Output
28-32	144-148
50-52	28-30
50-54	144-148
136-138	28-30
144-146	28-30
145-147	28-30
146-148	28-30
220-222	28-30
220-224	50-54
222-224	28-30
432-434	28-30
435-437	28-30
432-436	144-148
432-436	50-54
439-25	61.25
902-928	422-448
902-922	430-450

See catalog for full line of 2w transmitting converters for vhf & uhf. Kits only \$79. Linear Amplifiers avail. up to 50 w.

• Send \$1 for 36 page catalog by return mail.  
(Send \$2.00 or 4 IRC's for overseas mailing)

• Order by phone or mail • Min \$3 S & H per order

• Use Visa, Mastercard, Check, or UPS COD.

Our 25th Anniversary

# hamtronics, inc.

65-J MOUL ROAD • HILTON NY 14468-9535

Phone: 716-392-9430 Hamtronics® is a registered trademark



# DAYTON Hamvention®

April 28, 29, 30, 1989

## Early Reservation Information

• General Chairman, Bill McNabb, WD8SAY

- Giant 3 day flea market • Exhibits
- License exams • Free bus service
- CW proficiency test • Door prizes

Flea market tickets and grand banquet tickets are limited. Place your reservations early, please.

### Flea Market Tickets

A maximum of 3 spaces per person (non-transferable). Tickets (valid all 3 days) will be sold IN ADVANCE ONLY. No spaces sold at gate. Vendors MUST order registration ticket when ordering flea market spaces.

### Special Awards

Nominations are requested for "Radio Amateur of the Year," "Special Achievement" and "Technical Achievement" awards. Contact; Hamvention Awards Chairman, Box 964, Dayton, OH 45401.

### License Exams

Novice thru Extra exams scheduled Saturday and Sunday by appointment only. Send FCC form 610 (Aug. 1985 or later) - with requested elements shown at top of form, copy of present license and check for prevailing ARRL rates (payable to ARRL/VEC) to: Exam Registration, 8830 Windbluff Point, Dayton, OH 45458

• Asst. General Chairman, Ed Hillman, N8ALN

### 1989 Deadlines

Award Nominations: March 15

Lodging: April 7

License Exams: March 26

Advance Registration and banquet:

USA - April 4 Canada - March 31

Flea Market Space:

Spaces will be allocated by the Hamvention committee from all orders recieved prior to February 1. Express Mail NOT be necessary! Notification of space assignment will be mailed by March 15, 1989.

### Information

General Information: (513) 433-7720

or, Box 2205, Dayton, OH 45401

Lodging Information: (513) 223-2612

(No Reservations By Phone)

### Lodging

Please write to Lodging, Dayton Hamvention, Chamber Plaza, 5th & Main Streets, Dayton, OH 45402 or refer to our 1988 Hamvention program for lodging information which includes a listing of hotel/motels located in the surrounding areas of Dayton. Reservations for the surrounding area will then become the responsibility of the individual.

HAMVENTION is sponsored by the Dayton Amateur Radio Association Inc.

## Advance Registration Form

Dayton Hamvention 1989

Reservation Deadline - USA-April 4, Canada-March 31

Flea Market Reservation Deadline: February 1

Enclose check or money order for amount indicated and send a self addressed stamped envelope.

Please Type or Print your Name and Address clearly.

	<u>How Many</u>		
Admission (valid all 3 days)	_____	@ \$10.00*	\$ _____
Grand Banquet	_____	@ \$20.00**	\$ _____
Women's Luncheon (Saturday)	_____	@ \$7.00	\$ _____
(Sunday)	_____	@ \$7.00	\$ _____
Flea Market (Max. 3 spaces)	_____	\$25/1 space \$50/2 adjacent	
Admission ticket must be ordered with flea market tickets		\$150/3 adjacent	\$ _____
		<b>Total</b>	\$ _____

\* \$12.00 at door \*\* \$22.00 at door, if available

Name \_\_\_\_\_

Address \_\_\_\_\_


City \_\_\_\_\_ State \_\_\_\_\_ Zip \_\_\_\_\_

Make checks payable to - **Dayton HAMVENTION**

Mail to - **Dayton Hamvention  
Box 2205  
Dayton, OH 45401**



## SUPER VAK-TENNA Only \$149.<sup>95</sup>



500kHz - 800MHz ACTIVE RECEIVE ANTENNA

The revolutionary SUPER VAK-TENNA advances the state-of-the-art by providing superb reception, extremely wide coverage, small size and SUCTION CUP MOUNTING in one compact antenna! Low noise/High gain 14 db (or better) active amplifier is built in for unsurpassed reception. A female BNC connector connects to your receiver. 15 feet of coax cable and 115VAC power unit are also supplied.



## SUCTION CUP MOUNT VAK-TENNA! Only \$29.<sup>95</sup>

IDEAL FOR APARTMENTS OR OFFICES!

Mount this antenna to your window for the BEST coverage. Two VERY powerful suction cups hold firmly for weeks. Whips telescope to 79" yet fold to only 12". This antenna is a MUST for people who travel! Receives 30-500 MHz or transmit 70-230 MHz with up to 50 watts! Complete with 15' of coax and choice of PL259, BNC, Motorola or F connector.



Kathy Sez:  
"These products are A-OK!"

## SIGNAL INTENSIFIERS

Priced from \$29.<sup>95</sup>

A HEARING AID FOR YOUR RECEIVER OR SCANNER!

- The State of the Art in WIDEBAND preamps!
- Make small antennas perform like BIG ones!
- Fully Assembled and BUILT TO LAST!
- 110 VAC or 12 VDC powered!
- VHF/UHF or MF/HF available!
- Many models! Send for specs!



Add \$3 Shipping/Handling, NY add Sales Tax.

### SATISFACTION GUARANTEED!

Order any product (except software) from EPI and if not satisfied return it within 15 days for a full refund (less shipping/handling).



ELECTRON PROCESSING, INC.  
P.O. BOX 708  
MEDFORD, NY 11763  
(516) 764-9798

SEND FOR MORE DETAILS! US MADE!


CIRCLE 291 ON READER SERVICE CARD

## NEW FROM GLB

### GLB NETLINK 220 HIGH-SPEED DATA TRANSCEIVER

GLB Electronics is pleased to announce a fast digital-in, digital-out data radio, intended to further the development of the international amateur packet network.

Netlink radios are specifically intended for use in remote, unattended applications for long term service. Compatible with any digital format, they turn around (transmit to receive and receive to transmit) in less than a millisecond while holding keying transients within the channel. A digital sampling AFC tracks transmitted signals in frequency to maintain low error rates over long periods of time. In addition, they utilize crystal ovens and temperature-compensated circuitry for reliable operation at unheated sites.



#### FEATURES:

Conservative design  
Data-transparent operation  
Digital sampling AFC  
5 Helical resonator front end  
High-speed squelch supplies DCD  
Oven-controlled oscillators  
PTT, DCD, & PWR LEDs  
PIN diode antenna switching  
Transmitter timeout timer  
Compatible with TNC2 controllers  
Complies with all applicable Sections of Part 15 FCC Rules

#### SPECIFICATIONS:

Data rate: 0 - 19,200 baud  
Data format: any format incl. NRZ and NRZI  
Modulation: FSK  
Signal levels: TTL or RS232C  
Frequency: 220 to 225 Mhz  
Rx bandwidth: 30 KHz  
Turnaround time: 1 ms TX  
1 ms RX  
Power output: 2 W min  
Fuse: 3 Amp

Digital sensitivity: .5 uv for 1 error/K  
Squelch response time: 1 ms  
Spurious output: -60 dbc max  
Power: 12 VDC  
Operating temperature range: -30 to +60 degrees C  
Antenna connector: BNC  
RS232 connector: DB25S  
Dimensions: 12 x 10 x 4 in.  
Weight: 5 lbs. 8 oz.

Request our FREE catalog

Contact GLB for additional info and available options.

We offer a complete line of transmitters and receivers, strips, preselector preamps, CWIDers & synthesizers for amateur & commercial use.

## GLB ELECTRONICS, INC.

151 Commerce Pkwy.,  
Buffalo, NY 14224  
716-675-6740 9 to 4

CIRCLE 17 ON READER SERVICE CARD


## ASSOCIATED RADIO

8012 CONSER BOX 4327  
OVERLAND PARK, KANSAS 66204


EVERY DAY A HAMFEST

# BUY—SELL—TRADE

## ALL BRANDS NEW AND RECONDITIONED



## WE'LL BUY YOUR EXTRA RIG



STATIONS-ESTATES ETC. Call 913/381-5900 FAX 913 648 3020



SEND \$2 FOR CATALOG AND WHOLESALE LIST



# 73 Review

by Peter Ferrand WB2QLL

## Just The FAX

### Info-Tech M-800

Universal Radio  
1280 Aida Drive  
Reynoldsburg, OH 43068  
PH: (614) 866-4267  
Price Class: \$300

This little black box says it's a FAX converter, and if you know what that means and want to receive lots of FAX pictures, the Info-Tech M-800, manufactured by Digital Electronic Systems, is probably the best low-cost way to do the job. If you're wondering just what FAX is, or asking: "Can't I just use my computer?" or "Does it smell bad?" then it's time for an explanation. Here is a unit that does exactly what it's supposed to do. As long as that matches your requirements, it's a worthwhile investment.

Facsimile, or FAX, is a mode whereby still pictures are transmitted at resolutions of 800 or more lines per frame. In order to fit that much data into a bandwidth no larger than an audio channel, it can take from five to fifteen minutes to send one picture.

While FAX is still a little known mode within the ham community, there are many FAX transmissions available, both on shortwave and direct via satellite. The great bulk of commercial and government FAX are weather charts, plus a good assortment of press photographs from wire services worldwide.

#### The M-800

The M-800 is designed as a low-cost way to get those images to form on your printer simply and reliably with a minimum of fuss. While not intended as a piece of ham equipment, it is designed to duplicate most of the functions of the dedicated commercial FAX units while using an ordinary computer-type letter quality dot matrix printer.

In contrast to commercial FAX units, the M-800 will receive images from a variety of different sources using different data transmission standards. Commercial FAX systems are generally set up for one standard for a particular service, and use various and sometimes odoriferous electrochemical printing techniques that require forty to fifty cents' worth of paper per page.

FAX, also known as radiofax, is one of the many weird noises heard while tuning across the shortwave or satellite bands. Once you've figured out how to pick up a given signal emanating from a given transmitter, it only takes a few seconds to set things up again. For new stations, it's a lot like trying to pick up commercial RTTY services—there's quite a bit of trying various combinations of equipment settings before you see some intelligible output. The M-800's manual repeatedly mentions the need for patience in this sort of experimenta-

tion, so if you aren't prepared to invest some time (and printer paper!), you'd better be satisfied with picking up nothing more complex than the National Weather Service charts.

#### Interfacing the M-800

The M-800 is simply a small box that connects a receiver and a printer. The receiver should be high quality because drift, distortion, images, and other flaws will severely reduce the quality of the FAX image. The receiver section of any of the current general coverage synthesized sideband transceivers should suffice, although I have obtained better results by using modern commercial or military shortwave receivers because of their better front ends and lower levels of distortion.

For satellite reception, which I didn't try, the manual says you'll need to use the unfiltered baseband video output of the satellite receiver, and feed that into a general coverage receiver capable of tuning 0-13 MHz, which can receive FM. Satellite signals appear on the

135-138 MHz band, as well as on the S, C, and Ku bands.

The printer should have a parallel interface and match the control codes of either the Epson LQ-800 or the Epson FX-85/86. The LQ-800, a 24-wire printer, will produce higher quality images.

My printer is an Epson with a serial interface. This interface problem is simply (but rather expensively) solved by using a Quadram Microfazer serial-to-parallel converter. The important thing is for the printer to respond to the bit-mapped graphics that the standard Epson uses.

#### Setting the M-800's Controls

Other than the on-off switch and a switch to change from AM to FM demodulation, the M-800's controls consist of six momentary contact push buttons. These buttons control formatting, such as the speed of the received FAX signal, the height-to-width ratio (known as Index of Cooperation, or IOC), the direction




Figure 1. FAX image of a press photo. The GRAY mode is used here to give shading. This image shows the center of Hurricane Gilbert passing over Eastern Mexico.



(whether the picture is drawn from right to left or left to right), and the polarity (whether the picture should be printed as a negative or a positive).

You can adjust these controls on the fly. If you are printing out something and it doesn't look right, you can change the settings, and in two minutes or so you'll know if you are getting any closer. Some of the settings are optional; cloud patterns, for instance, are supposed to be printed as white clouds on a dark earth, but there will be less wear on the ribbon and the printer if it's printed as a negative.

The M-800 also provides a choice of LINE or GRAY mode. For hand drawn weatherfax charts, LINE provides the greatest detail and black and white contrast. The GRAY mode is used to give shading for press photos.

There is also a control for manually starting and stopping the printing operation. In the ideal case, the M-800 will pick up the start tones at the beginning of each picture from the transmitting station and start the printer by itself, then stop it when the picture is done. But sometimes you may want to start the picture yourself, such as when you happen to tune into a FAX station in the middle of a transmission. Stop signals are not completely standardized, so the converter will not always pick them up. In that case, you can stop the printer manually.

A FRAME button moves the image to the left in half-inch increments. This feature is useful because, when a picture is manually started, it is not likely to be lined up properly on the

page. A group of LEDs above the buttons provide a status read-out of button settings.

The only tuning indication is an LED labeled TUNE, which lights up when the signal is properly tuned in. Since I'm used to an oscilloscope for tuning, the single LED seemed a bit spartan. I was never sure if I had actually tuned in a signal correctly. Yet the LED is sufficient because the actual tuning of FAX is not nearly as critical as RTTY, and picture quality, especially darkness and lightness, can be varied as a function of the tuning. I'd still prefer an output for a scope, though.

---

***"The M-800 is simply a small box that connects a receiver and a printer."***

---

#### Installation, Set-up, and Operation

The installation and set-up of the unit is straightforward and proceeds just as the manual indicates. The manual, though not polished in appearance, is readable, complete, and well-organized for someone with a basic knowledge of radio or shortwave listening. Someone who has played with receivers and RTTY will have no problems whatever. There are plenty of examples of properly and im-

properly tuned FAX pictures. The manual also includes information on getting paper and ribbons, a starter list of FAX stations to tune in, and even a schematic for those of us who feel cheated if we don't know what it is we've bought.

The M-800's internal construction and workmanship is excellent, with all chips in sockets and even an internal fuse in series with the 12 volt input.

Info-Tech products are manufactured in Fort Lauderdale, Florida, by Digital Electronic Systems, the successor firm to the original Info-Tech organization. The exclusive retail distributor for DES is Universal Shortwave Radio of Reynoldsburg, Ohio, which also deserves a good word. Not only has Universal's customer service met my every expectation, but Universal maintains a computer bulletin board known as UBIX for the exchange of information of interest to shortwave listeners, and publishes a periodical, *The RTTY Listener*, which lists frequencies and stations for shortwave listeners using all the digital modes, including FAX.

Once you are familiar with the M-800 and FAX, operation is simple. You tune in the signal, set the parameters on the M-800 front panel, and start up the printer. If a station using a standard format is being received, the M-800 will just keep printing out pictures, a new one on every page. If you choose, you can have the M-800 print out a status line at the bottom of every page listing all the parameters involved, along with spaces for you to write in, by hand, a log entry for the date, time, and frequency.

Finding new stations will generally show the results of your trial and error testing of the various possible settings—many pages will print out what can most optimistically be called "abstract art."

#### No Computer Necessary

Up-to-date readers will undoubtedly note that computers have not been mentioned yet. That's because the M-800 needs no additional computers hooked to it. While the M-800 can share its printer with your personal computer, there is no provision within the M-800 for any data transfer between the M-800 and a computer. The M-800 takes in audio from a receiver and puts out data formatted for a parallel printer—it does nothing more. If you are thinking of buying the M-800, take note that there's no way to control it by computer, and no simple way to save the FAX images.

The multimode demodulators, such as the PK-232 and the KAM, are computer controlled, and the images can be saved on the computer's disk. Furthermore, with these units, the images are displayed, albeit with less resolution, on the computer's video screen as they are sent. Although just as time consuming, your experiments don't use up reams of paper.

What you get with the M-800, then, is a unit that works well, with the versatility to print whatever most people want to print. For those who want—here it comes, folks—"just the FAX," it will keep printing pictures without a lot of fuss, bother, or fooling with. **73**

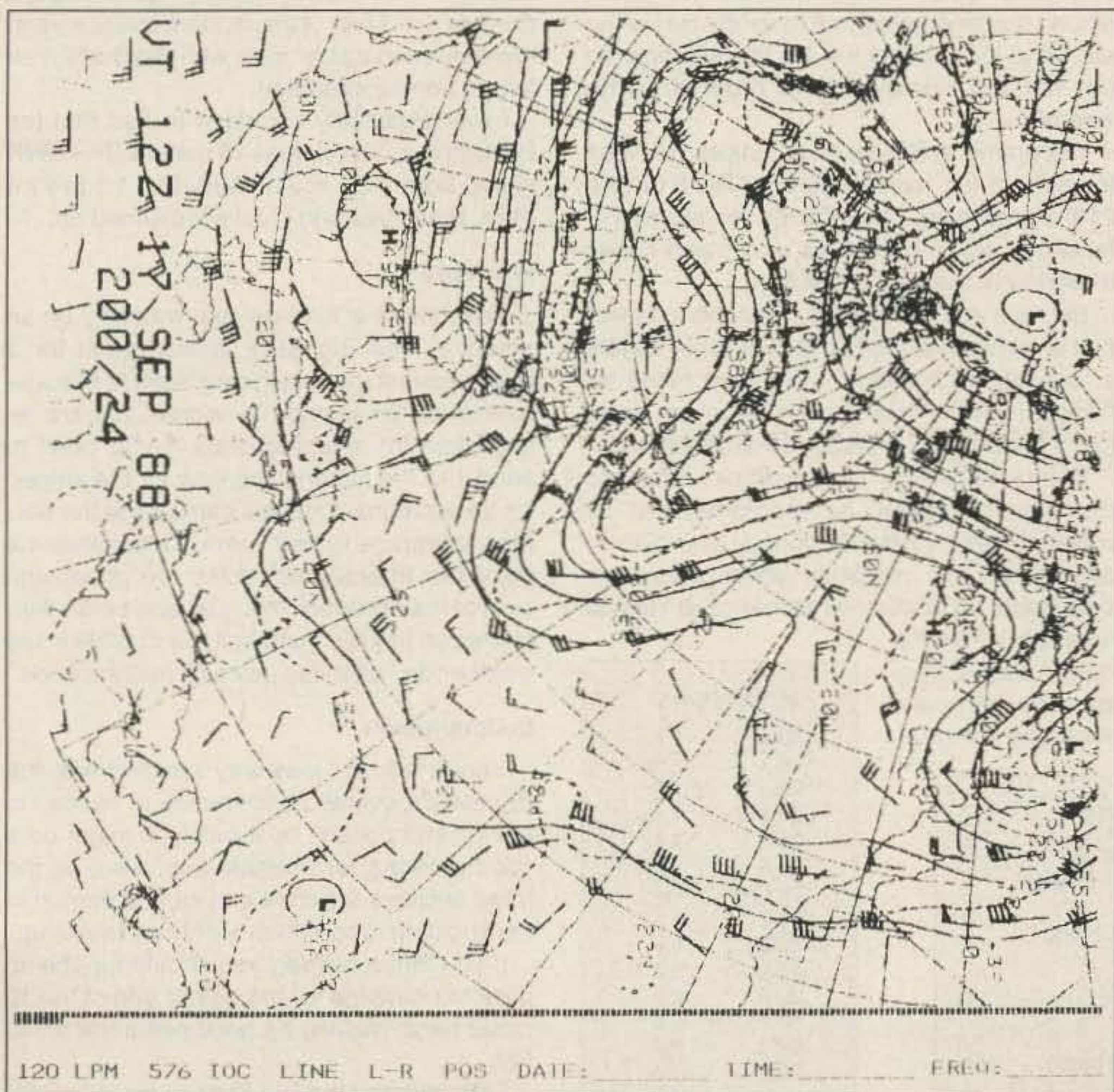


Figure 2. Image of a hand-drawn weather chart. For hand-drawn weatherfax charts, LINE provides the greatest detail and black and white contrast.



# 73 Review

by Bill Clarke WA4BLC

## The Shakespeare Big Stick

Get into some 10-meter DX with this vertical.

Shakespeare Company  
PO Box 733  
Newbury, SC 29108  
Price Class: \$83

In the middle '70s, the Shakespeare Company produced an antenna for the 27 MHz Citizens' Band, called the Big Stick. Now, recognizing the upsurge of sun-spot activity, which means heightened activity on the higher frequency HF bands, the Shakespeare Company revived it as a 10 meter antenna. The current antenna—the Super Big Stick III—is really just the same antenna as before, namely a light-weight Fiberglas™ half-wave vertical antenna. It now comes, however, with a chart of instructions on how to cut it (i.e. trim it for resonance) for operation in the nearby ham band.

### A Little Theory

You can describe this vertical half-wave antenna, for ease of visualization, as a centered dipole that stands on end. It is a modification of the once popular hypodermic or coaxial antenna. Its Fiberglas™ covering adds strength, durability, and safety. Most importantly, you don't need ground radials with this type of antenna. All you have to install is a single vertical element about sixteen feet tall.

Due to their physical characteristics, vertical antennas are better low-angle radiators than horizontal antennas. For example, a vertical dipole with the feedpoint  $\frac{1}{4}$ -wavelength high produces a pattern of radiation from 0–60 degrees, the major portion of which is below 40 degrees. A comparable horizontal dipole radiates at 10–90 degrees, with the major portion of RF going out at higher than 50 degrees. This is important for DXing—low-angle radiation means greater distance per skip.

A quick look at the *ARRL Antenna Handbook* or similar source shows you can obtain very low-angle radiation at a height of only  $1\frac{1}{2}$  wavelengths. This height shows an interesting combination of major lobes at several

angles from very low to very high. The height of  $1\frac{1}{2}$  wavelengths is only 24 feet for 10 meters. In the case of the Big Stick, this means you only have to get the bottom of the antenna up about 16 feet from the ground.

### Installation

This is very simple. The Big Stick comes in a round cardboard shipping tube and consists of three parts which you merely screw together. There is a metal sleeve at its base which is the attachment point for mounting it. Any typical TV hardware with two attach points will suffice. Check with Radio Shack; they have chimney, vent pipe, eave, and wall mounts. Generally, their hardware costs under \$12.

You could also fabricate a mount and put it on a push-up tower. This is what I did, and it placed the feedpoint more than fifty feet in the air. Wind load is very low for this antenna, so I'm not too worried about problems with weather.

I recommend RG-8X coax, unless you wish to spend a few extra dollars for RG-8 or RG-213. Personally, I use RG-8X for all my HF feedlines. It is inexpensive, and much easier to work with than the big stuff.

Be sure you waterproof the cable connection at the base of the Big Stick. For my weather sealing applications, I use glue made for fixing running shoes. One tube, which costs just a few dollars, seals 20–30 connections.

Before installing the Big Stick, trim it to the correct length, as recommended by Shakespeare, for the frequency you plan to operate on. The instruction sheet gives measurements for obtaining resonance at various locations within the band. Use a fine-toothed hacksaw to cut the antenna.

### Manufacturer's Specifications

#### Model 376-GB Gold Band Big Stick III Antenna

Frequency Coverage:	27–30 MHz (adjustable by trimming)
Radiator Length:	approx. 18 feet
Maximum Wind Load:	96 MPH, 86 MPH with 1" radial icing
Polarization:	vertical
Gain:	7.65 dBi
Feed line:	50Ω coax
Connector:	SO-239
Matching Method:	internal (designed for broad-band)
Power Rating:	1000 Watts
Recommended Height:	min. $\frac{1}{4}$ -wavelength (8 feet)
Radials:	not required

### SWR Plots

28.0	1.7
28.1	1.65
28.2	1.6
28.3	1.45
28.4	1.4
28.5	1.35
28.6	1.4
28.7	1.5
28.8	1.6
28.9	1.8
29.0	2.1
29.1	2.5
29.2	2.8
29.3	3.0
29.4	3.5
29.5	4.0+

The Big Stick antenna is protected to 14,500 volts against direct contact with power lines. It is protected from lightning by its DC ground.

### Performance

First, understand that the Big Stick is an omni-directional antenna. This means that it hears and talks in all directions at the same time. If the band is wide open, you hear wide open in all directions.

The first station I worked was KL7LF, on the third try in a very heavy pileup. He was 5-9, and gave me a 5-7. Before the evening was over, I had worked everything I heard in the Pacific area and many US stations.

SWR readings were favorable (see chart below). Purists look to always get the SWR down to 1:1. Most of the modern transceivers, however, can easily cope with SWR of 2:1 or less in normal operation.

I was pleasantly surprised to find that the Big Stick worked well on 15 meters. The SWR varied from 1.7:1 at 21.0 MHz to 2.1:1 at 21.4 MHz. Nice coverage I had not planned on.

### Warranty

Now here's a twist—a real warranty on an antenna. The Big Stick is warranted for 2 years against manufacturing defects in materials or workmanship. Of course, you are responsible for shipping costs if you need to send it to the factory. But now for the zinger: for an additional \$10, you can extend the warranty coverage to four years. This makes me think the Shakespeare folks are proud and sure of their product. You just don't offer warranties on any old thing that sits outside in the weather day after day unless it really is good.

### In Conclusion

Yep, it works! I was very satisfied with the Big Stick's overall performance. It is easy to put up and doesn't cost much. It might be a good antenna for portable use, also, as the three sections unscrew and can be carried in the shipping tube, which is only six feet long.

If you trim it further, you should be able to peak the antenna for the higher end of the 10 meter band, making it a good performer for 10 FM.

I recommend the Big Stick to any 10-meter enthusiast who can install it at least 16 feet in the air. **73**





- Dan "KB0XC" • Dave "WB0SNM"
- Denise "YL" • Maline "XYL"
- Dan E "SQ0N" • Louis "KA0IPN"

**NEW SU**

FT-736P	1749.95	Call
FT-747C	899.95	Call
FM-747	44.95	Call
FT-747G	199.95	Call
FT-747GX	239.95	Call
FC-747	199.95	Call
FT-4700 RH	335	Call
Dual Bander with remote head		
FRG-88	759	Call
FRV-8800	174	Call
FRA-7700	59.95	Call
FRT-7700	64.95	Call
FRG-9600	699.95	Call
VU-9600	25.00	Call

**NEW**

FT-23P	299.95	Call
FT-23P	334.95	Call
FT-23P	149.95	Call
FT-23P	99.95	Call
FT-411 R	389.95	Call
2M HANDHELD		
IN STOCK		

FT-23P	389.95	Call
FT-23P	334.95	Call
FT-23P	149.95	Call
FT-23P	99.95	Call
FT-411 R	389.95	Call
2M HANDHELD		
IN STOCK		

**MOBILE/PORTABLE**

FT-290R/II	599.95	Call
FT-690R/II	589.95	Call
FT-790 R/II	799.95	Call
FT-4700 RII	TBA	Call
FT-211 RH	35	Call
FT-311 RM	220	Call
FT-211 RH	35	Call
FT-211 RM	220	Call
FT-211 RH	35	Call
FT-211 RM	220	Call

**Larsen Antennas In Stock**

ALX-2T	409.95	Call
ALX-2T	429.95	Call
ALX-2T	469.95	Call
ALX-2T	637.95	Call
ALX-2T	235.95	Call
ELH-230G	90.00	Call
ELH-230D	108.00	Call
ELH-260D	167.00	Call

**ARRL BOOK LIBRARY**

1-800-426-2891  
 METRO 612-754-1200  
 HOURS MF 10-8 Sat 10-5  
 Prices subject to change and availability.  
 12581 Central Ave. N.E., Blaine, MN 55434

CIRCLE 332 ON READER SERVICE CARD

**MULTIFAX**

**MF2.2 and MF3.2 — Two New Weather-Facsimile Programs**

**Both Programs:**

- Are for the IBM PC and Compatibles.
- Copy ALL known fax speeds (HF and Satellite).
- Record, Display, and Print 1280 samples per fax line.
- Printer Copy in 2 or 4 shades.
- ALL data may be saved on disk.
- ALL display views may be saved on disk.
- Output to color or gray-scale (not monochrome) monitors.
- Recording length depends upon computer memory (up to 640K).
- Include complete instructions.

**MF2.2** is for the CGA computer system (320 x 200 pixels) and records in 2 or 4 colors or shades.

**MF3.2** is for the EGA computer system (640 x 350 pixels) and records in 2, 4, 8, or 16 colors or shades.

**Both Programs** see all recorded data. With MF2.2 this is done with 3 picture sizes, full size, 1/2 size (magnified), and 1/4 size (magnified). MF3.2 uses full size and 1/2 size (magnified).

**Price** \$49 for either program (\$20 for previous MF buyers), post paid in US, Canada, and Mexico. Add \$3 for airmail elsewhere. No credit cards.

**Request** free detailed information.

**Demo Disk** showing sample views, \$2, post paid in US, Canada, and Mexico. Add \$1 for airmail elsewhere. Specify CGA or EGA disk

**Elmer W. Schwitek, K2LAF**


2347 Coach House Lane, Naples, FL 33943  
 (813) 434-2268

IBM registered trademark of IBM Corp. Multifax is registered trademark of E. W. Schwitek.

**NEW! AZIMUTH WEATHER STAR**  
 A Power-Packed Micro by DIGITAR  
 Weather Computer for Your Station...

Complete ONLY \$159.95 Plus S&H PLUS FREE BONUS CALL TODAY!

Reads Wind Speed (MPH/KPH) • Hi Gusts • Wind Direction  
 Temperature (Present-Hi-Low) • Wind Chill • Scans All!



**Protect Your Antenna & Home!**

A must in every shack. Now you can scan...heavy Wind Gust...Wind Direction... Temp Hi/Lo and more! Get your own computerized weather station at an incredibly low, affordable price.

The New Azimuth Weather Star by Digitar is a high quality, power-packed weather computer, just loaded with features. Gives you accurate weather data...right in your shack...at the touch of a finger. Created with the latest CMOS micro-chip technology.

You Get All These Exciting **FUNCTIONS & FEATURES** with the TW2...

- HANDY, COMPACT SIZE:** 2 1/2" x 2 1/2" x 1 1/2"  
**LARGE, EASY TO READ LCD READOUT** Gives you Wind Speed • Records High Wind Gusts • Wind Direction • Wind Chill Factor • Outside Present Temperature (Remote sensor included) • Records High/Low Temperature • Reads in Fahrenheit, Celsius, Miles/Hour, or KM/Hr • Programmable Scan! • Operates on DC (Batteries Not Included) or AC with Optional adaptor.

Your **TW2 SYSTEM COMES COMPLETE WITH** • TW2 Weather Computer • Anemometer & Wind Vane made of high impact, UV resistant plastic, with stainless bearings & shaft for years of trouble free service • 40 Feet of Cable lead-in with connectors • Outside Temperature Sensor • & Mounting Hardware •

And it's **MADE IN AMERICA!** YOUR SATISFACTION GUARANTEED! Or return in 10 days for a complete refund!

1 YEAR Limited WARRANTY from Manufacturer!

**Multiband QRV Dipole/V/Sloper**

- |                 |                  |
|-----------------|------------------|
| Ready to Use    | Full Legal Power |
| Fastest Install | No Lossy Traps   |
| Coax Feed       | Low Noise        |
| 2500 V Insul    | Never Corrodes   |
| Tough           |                  |
| Flexible        |                  |
| Kink-Proof      |                  |

**QRV- \$49.95** 80-10 51 ft. long  
**QRV- \$59.95** 160-10 102 ft. long  
 Includes 52 page Tech Manual. Add \$5 Post & Handling.

Infopack \$1 by 1st class mail. Antennas West Box 50062-S, Provo, UT 84605 (801) 373-8425

CIRCLE 236 ON READER SERVICE CARD

**Your SPECIAL FREE BONUS**  
**Order TODAY!**  
 Get the famous Azimuth World Time, Dual-Zone 24-Hour Station Clock. Displays Local & Intl. in 15 Cities/Zones. Retail Value \$29.95

**ACT NOW! SEND TODAY!**

- AVAILABLE OPTIONS:**
- Stainless Desk Stand (DSK22) @ \$9.95
  - Rechargeable Ni-Cad Battery Pack (BP3) @ \$7.95
  - 40 Ft. Extension Control Cable (EC40) @ 14.95 (Requires 2)
  - AC Power Adaptor (PS12) @ \$9.95
- Please add \$3.95 for Shipping & Handling of TW2. For each option add \$1.00.

**CREDIT CARD ORDERS ONLY**  
**CALL TOLL-FREE 1-800-882-7388 TODAY!**

Other Service Call 213-473-1332 (9AM to 6PM PST) Ca. Res. add sales tax.

**AZIMUTH WEATHER STAR**

11845 W. Olympic Bl. Suite 1100, Los Angeles, CA 90064 USA (Dept. A8)

**ALSO AVAILABLE AT HENRY RADIO & ALL HAM RADIO OUTLETS!**

CIRCLE 158 ON READER SERVICE CARD

**CB-TO-10 METERS**

We specialize in CB radio modification plans and hardware. Frequency and FM conversion kits, repair books, plans, high-performance accessories. Over 12 years of satisfied customers! Catalog \$2.

**CBC INTERNATIONAL**  
 P.O. BOX 31500X, PHOENIX, AZ 85046



# A One-Stage 80 Meter CW Transmitter

*Home-Brew Fun*

by Mark A. Boucher WB3ELL

**A**fter your first contact with a rig you've built yourself, you'll understand why old-time hams make such a fuss about the fun they had building their own ham gear in the old days. You may be starting to pale on your several kilobuck all-band transceiver, but I'll bet once you start making contacts with this 80 meter transceiver, you'll be hooked.

I've tried several circuit variations and found that this one uses the fewest parts and gives the best performance. Even better, if anything ever does go wrong with it, you'll be able to fix it yourself. You won't need a modern laboratory to check microprocessor controls.

The only major problem with this transceiver will be getting you to shut up about the fun you're having with it and to stop driving your ham club members bananas. You might just talk'em into making a club project out of it.

## Overview of the 80 Meter Transmitter

During receive this radio is basically an 80 meter crystal-controlled self-excited direct conversion receiver; during transmit it is a power RF oscillator. The weakest audible signal is 0.1 to 0.3 microvolts. The power out during transmit is in the 1 to 3 Watt range, and runs on 12 volts DC.

The single stage that this unit uses is an IRF-511 high gain power MOSFET (RS 276-2072). I screwed two Caltronics HS-109 heat sinks to the MOSFET, after spreading thermally conductive paste between them. During receive, this stage acts as a low-level RF oscillator with the RF coupled to a 3-diode detector circuit. The audio output from this is amplified back through the same power FET, going through a 1k to 20k $\Omega$  step-up transformer to a quality crystal earphone. This audio output configuration is far more sensitive than anything else that I have tried.

During transmit, the receive section is switched out with the 6-pole T-R relay, and the same tuned circuit is switched back in to become a simple power oscillator. This unit also has a single red/green Tx/Rx LED.

## Construction Details

During receive, the antenna (50 $\Omega$ ) is connected to J2 and switched from pins 2-20 of the 6-pole double-throw TR relay through C7



Photo A. The completed DMOS 80 meter CW transceiver.




Photo B. An inside view of the DMOS 80 meter transceiver.

to the 8-turn tap of T1. T1 has 30 turns, tapped at 8, of #26 enameled wire on a T50-2 toroid. The high side of T1 is switched from pin 3 to 19 during receive. From there it goes to C15 to the diode detector combination D1,2,3. These are standard germanium detector diodes. The signal injection is through C16, a 2 pF capacitor, to the junction of crystal Y1 and crystal trimmer C2. The output of the detector goes through the parallel combination of RFC1-C14. This combination provides audio coupling and the right amount of RF to cause an increase in sensitivity due to regenerative gain. This is coupled through C5 to pin 13 to 9, which goes directly to the gate of Q1.

Q1 gets the right amount of bias with R1, a megohm trimpot. The drain of Q1 goes to pin 8, which is switched to pin 14 during receive.

Pin 14 goes to the 1k ohm primary of audio transformer T2. The 20k secondary goes to the crystal earphone through C20 to J4. Also at this point are C17-C18, which attenuate the higher audio frequencies for a narrower receive bandwidth, and D4-D5 that limit the amount of audio going to the earphone and eliminate a severe transmit-receive keying click.

Crystal Y1 is a general purpose, higher drive fundamental 80 meter crystal (I.C.M. p.n. 031080). This crystal is switched in series with the parallel combination of C2-C19 during receive. C2 is the crystal trimmer adjustment. The receiver is most sensitive when the trimmer is at the minimum capacitance the oscillator will consistently start at. When adjusted to this point, the oscillator frequency is shifted higher by several hundred Hertz. During transmit, this is shorted out to give the oscillator more power and to provide the necessary sidetone shift between transmit and receive to be able to hear stations transmitting on your frequency.

During transmit, the +12 volt supply to the drain of Q1 is switched from T2 to T1 through pins 8 to 16 and pins 3 to 17. The transmit antenna is connected from pins 2 to 18, which then go to C8 and the drain of Q1. The high side of T1, which is already connected to the drain, also has the low side of the 3 transmit tuning caps C11, C12, C13 switched to ground through pins 10 to 11. Also, during transmit, the source of Q1 is grounded through pins 22 to 1.

This radio also has a red/green transmit/receive LED indicator. The +12 volts go through two 1.2k resistors R2 and R3, each to the red or green elements. During receive, voltage to the red LED is shorted to ground through pins 21 to 1. During transmit, voltage to the green LED is shorted to ground through pins 11 to 10, which are isolated from the transmit capacitor ground line by RFC2, the other 330  $\mu$ H choke.

On the +12 volt input line, through J1, I put D6, a 3A, 50 volt silicon rectifier for reverse polarity protection, and from there to the power switch and filter caps C3, C4.

The keyline comes in through J3, and goes to pin 5, the minus side of RY1, the TR relay. The other side, pin 6, has +12 volts on it. This relay keys normally

*Continued on page 30*



# HAM HELP

## Your Bulletin Board

We are happy to provide Ham Help listings free, on a space-available basis. To make our job easier and to ensure that your listing is correct, please type or print your request clearly on a full (8 1/2" x 11") sheet of paper. Double-space and use upper- and lowercase letters where appropriate. Also, write numbers carefully—a 1, for example, can be read as an l or an i, or a 7 as a 1. Thanks for your cooperation.

Need schematic, etc., for Delco 30BCTS1 from Sam's AR-339. Will pay postage and copying costs.

**Lisle T. Hines K2QLA**  
11 Meadow Drive  
Homer NY 13077

Wanted: Manual and schematic for KLM linear amplifier, Model No. 30-140B. Will gladly pay copying and mailing costs.

**Edward Moiser N8IOV**  
4376 Coolidge Road  
Coleman MI 48618

I am looking for the following items (please state price and/or condition in correspondence): Two MRF-455 A transistors; MFJ-962, -949C, -941D, or -989 antenna tuner; five 7868 tubes; 10 #12 6-V lamps for Bogen PA Amps; one bandswitch each for the Panasonic RF 2800 receiver #RSR 98W or equivalent; one printer and disk drive for the Tandy Color Computer II Model 26-3127; and one Z-80/CPM and Modem Board for the Apple IIe Pro System.

**Mike Adams**  
Haney Vo-Tech Center  
3016 Hwy 77  
Panama City FL 32405

I'm looking for manuals and/or schematics for a Heathkit model GR-91 receiver. I'll gladly pay for any costs incurred.

**Darrel L. Daley KL7DN**  
Radio Free Vermont  
P.O. Box 445  
Putney VT 05346

Does anyone know where I might purchase a new or used TK-1/BC-1 memory backup power supply for my Kenwood TR-7800? It is a small AC adapter that plugs into a wall outlet and retains the memory frequencies in the TR-7800. Thank you.

**Michael A. Horn**  
516 Union Place  
Fremont OH 43420

I would like to hear from anyone who uses the Tandy Model 100 and 200 for amateur radio. I am interested in any programs, especially satellite tracking.

**Scott Harvey KA7FVV**  
2517 N. Calispel  
Spokane WA 99205

## Aries-1

Amateur Radio Integrated Entry System

FUNCTION

ID(Sta): UAABC    Name: CHAR    City: DENVER    State: CO  
 Date: 08-10-88    Begin: 21:05    End QSO: 21:07:22    Freq: 20.405.0  
 Type (mode): USB    My RST:    His RST: 59    Power: QSL:  
 Remarks:  
 Data:    Data Base / Status Window  
 Status: [T/R] [CLS] Manual Mode    [CLD] [Sp/F] [Qu/eX]  
 ----- Log of NY2I -----  
 UAABC DENVER CHARLIE  
 HOME AREV XNTR, 3 ELEMENT TRTRANDER, LIVES NEAR UNCLE JOE

Scratch-Pad

Term Unit I/O Window

CW/RTTY/AMTOR type ahead Window

1MANUAL 2 RTTY 3 CW 4AMTOR 5PACKET 6TneON 7TneOFF 8Clear 9 Log 10 Optns

SOFTWARE

FOR IBM PC/XT/AT PS/2 & COMPATIBLES - \$89.95 -

- Automatically inserts into log: Computer DATE / TIME - Transceiver FREQUENCY / MODE (current Kenwood and Icom models).
- Is both a Logging and a Terminal program ■ No other software needed ■ Interfaces with Kontronics KAM, and AEA PK-232
- Works with a Mouse and/or Function Keys ■ Fast and easy control of Terminal Units and Data Entry.
- Contest Mode and auto string replacement ■ Extremely fast Voice or Digital mode exchanges.
- Automatic Dup checking ■ Search / print by Call, Country, Freq, QSL info, etc. ■ QSL label printing
- Lets you run other programs (or access DOS) while staying resident in memory along with your data.
- Allows for example, logging while simultaneously connected to a packet mail box and down-loading messages into a capture file.

An Extremely useful program! Most Aries-1 Users "fire up" the program whenever they are in the shack. Whether operating Voice AMTOR, Packet or any other mode, you will enjoy having your log available on screen simultaneously with your Terminal Unit and access to your other ham software just a keypress away.

VISA    -- Our 10th Year of delivering Quality Software to the International market --    MasterCard

## ash-ton

PO Box 1067 - Vestal, NY 13851 - (607-748-9028)

CIRCLE 338 ON READER SERVICE CARD

### NextDay QSLs

Two-Color Rainbow Assortment

Call Today & We Ship NextDay 2nd Day ASAP

Boise, Ada, City, Idaho	100	\$29.95	\$24.95	\$19.95
K7PKT	200	\$39.95	\$34.95	\$29.95
	400	\$49.95	\$44.95	\$39.95
	500	\$54.95	\$49.95	\$44.95
Info \$1 by 1st class mail!	1000	\$99.95	\$89.95	\$79.95

All orders ppd 2nd day air priority mail. For overnight air delivery add \$10.  
 Box 50062, Provo, UT 84605

**AntennasWest**  
(801) 373-8425

CIRCLE 89 ON READER SERVICE CARD

### NEW ONLINE CALL DIRECTORY

Our new HAMCALL service gives you 494,114+ Hams, via your computer. \$29.95 per year — unlimited use!

**BUCKMASTER PUBLISHING**  
Mineral, Virginia 23117  
703: 894-5777    800: 282-5628

CIRCLE 156 ON READER SERVICE CARD

### QuickKit™ G5RV, Loop, & Dipole Kits

- Fast & Easy to Build
- Everything included
- Failsafe visual instructions
- No measuring / cutting
- Finish antenna in minutes
- Quality Components
- Presoldered Amphenol PL259
- Kinkproof Superflex wire
- Fully insulated, wax sealed, no-corrode, low noise design

Fastest Antennas in the West

**AntennasWest**  
(801) 373-8425    Box 50062-S, Provo, UT 84605

- Full Size G5RV dipole coverage 80-10 \$34.95
- Half Size G5RV dipole coverage 40-10 \$24.95
- Quarter Size G5RV dipole coverage 20-10 \$19.95
- Marconi Adapter kit \$ 4.95
- Antenna Launcher kit \$14.95
- 200' Dacron 250# line \$11.95
- Loops, dipoles, feedlines, etc. Add \$5 Shipping & Handling

Catalog \$1 by 1st class mail

CIRCLE 302 ON READER SERVICE CARD

### HI-PERFORMANCE DIPOLES

Antennas that work! Custom assembled to your center freq. ea. band - advise ht. of center and each end-hang as inverted "V" - horizontal, vert dipole, sloping dipole - commercial quality - stainless hardware - legal power - no-trap, high-efficiency design    Personal check, MO or C.O.D. (\$3)

MPD-5*	80-40-20-15-10M max-performance dipole 87' long	\$105ppd
MPD-2	80-40M max-performance dipole, 85' long	\$62
HPD-3*	160-80-40M hi-performance dipole 113' long	\$79 ppd
SSD-6*	160-80-40-20-15-10M space saver dipole 71' long	\$125 ppd
SSD-5*	80-40-20-15-10M space-saver dipole-specify L. 42' \$105    52' \$108 ppd	
SSD-4*	80-40-20-15M space-saver dipole-specify L. 46' \$93    60' \$ 96 ppd	

\*9-bands with wide-matching-range tuner.

SASE for catalogue of 30 dipoles, slopers, and space-saving, unique antennas

312-394-3414    W9INN ANTENNAS    BOX 393    MT. PROSPECT, IL 60056

CIRCLE 38 ON READER SERVICE CARD



## SAVE TIME and MONEY with THE HAZER

### Bring things down for safety and convenience.

Never climb your tower again with this elevator system. Antennas and rotator mount on HAZER, complete system trams tower in vertical upright position. Safety lock system operates while raising or lowering. Never can fall.

Complete kit includes winch, 100 ft. of cable, hardware and instructions. For Rohn 20 and 25 G Towers.

Hazer 2-Heavy duty alum. 12 sq. ft. load	\$297.00 ppd.
Hazer 3-Standard alum. 8 sq. ft. load	\$213.00 ppd.
Hazer 4-Heavy galv. steel 16 sq. ft. load	\$278.00 ppd.

#### NEW for ROHN 45 and 55 Towers

Hazer 8-Heavy duty galv. steel 16 sq. ft. load	CALL
Ball Thrust Bearing TB-25 for any of above	\$64.50 ppd.

Send for free details of aluminum towers specifically engineered for use with the Hazer. Two sizes; M-13 (13" wide) and M-18 (18" wide). All bolted construction, no welds. Easy to install hinge base, walk up erection. Complete tower UPS or air freight shippable. Pre-assembled or kit form.

Satisfaction guaranteed. Call today and charge to Visa, MasterCard or mail check or money order.

**GLEN MARTIN ENGINEERING INC.**  
Rte 3, Box 322  
Boonville, MO 65233  
(816) 882-2734    FAX 816-882-7200

CIRCLE 72 ON READER SERVICE CARD



Continued from page 28

with either a hard or an electronic keyer.

I mounted the parts on top of a Radio Shack 276-16B printed circuit board, and soldered wire jumpers between the different components on the bottom of the PC board. The bottom is quite a mess! It is also important to keep the crystal leads as short as possible, or to mount the crystal on the board itself, as with longer leads. The crystal has lower RF drive going to it, and a tendency not to start. I found this out when I mounted the crystal on the front panel.

### Tuning the 80 Meter Transmitter

As for tuning the unit up, make sure that the crystal oscillator is running. The best way is by listening to it on another 80 meter receiver. You would want to make sure that the crystal trimmer capacitor is tightened down all the way, at maximum capacitance, and then adjust the 1 megohm trimpot R1 to the point where the crystal oscillates, which should be about mid-range. Then put an RF signal generator in on the antenna input. Or you could hook the antenna up to it and run a different 80 meter transmitter into a dummy load as a signal source. You then adjust receive tuning trimmer C1, a 600 pF trimmer, for a peak in the audio tone in the earphone. If you do not get a peak you may have to increase or decrease the value of C10, a 150 pF fixed cap.

When you have a peak, the next step is to adjust the crystal trimmer C2 for the least capacitance that the oscillator will consistently run at. You may have to readjust R1 slightly to do this. The next step is to hook this up to a wattmeter, preferably with a dummy load on it. I have a Heathkit HM-9 QRP wattmeter and an HFT-9 antenna tuner that work fine with this unit. Now, with the unit keyed, it should read about 1-5 Watts out during transmit. You should, of course, listen to the transmitter with an 80 meter receiver to make sure that the keying is clean. If the oscillator starts a little too slowly during transmit, readjusting R1 slightly should take care of it.

### Transmitting

Next, hook it up to the antenna and try transmitting. If you have a high SWR, Q1 will get quite warm. When this happens, the gain drops slightly. During receive this could cause the oscillator to cut out. You might have to increase the crystal trimmer C2 capacitance or change R1 slightly to make this work correctly. So initially, there is a kind of balancing act between these controls, but when adjusted correctly it is sensitive, stable, and has enough power out to make more than local contacts.

If you have a frequency counter, you might want to make sure that the output during transmit is on 80 meters. If you use a cheap, low-drive crystal, such as a 3579 kHz TV, you could have 40 meter and higher harmonics during transmit, due to the high gain of Q1. You may have to add an 80 meter band-pass filter at the antenna, but with the ICM crystal, and the right values of switched-in parallel tuning capacitors C11, 12, and 13, this is not a problem for me.

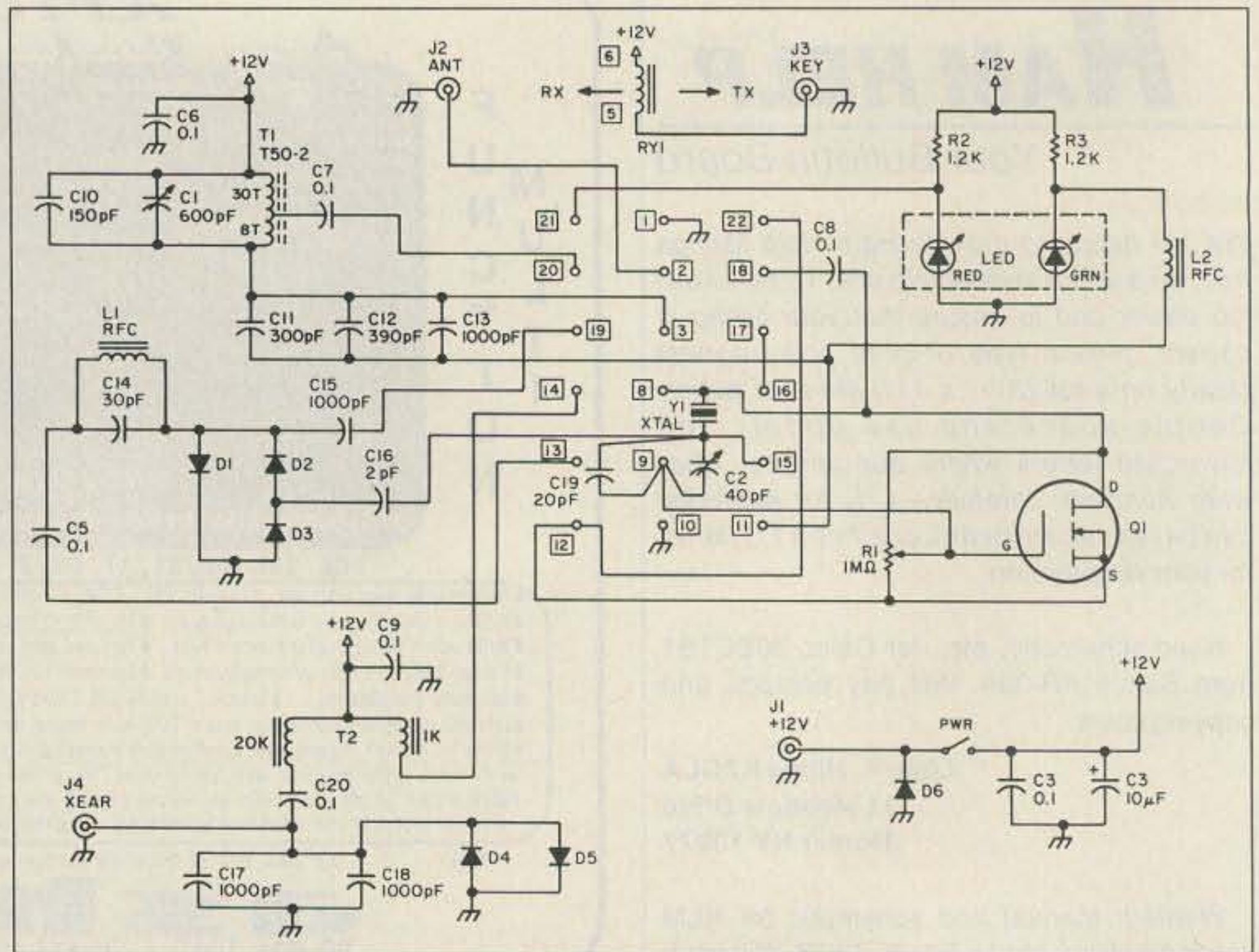


Figure 1. Schematic of the WB3ELL DMOS 80 meter CW transceiver.

### Operating the 80 Meter Transmitter

For actual operation, I have a 66-foot, low long-wire, grounded only by water. But I

have, even during daytime, contacted KA3CKS, a cousin of mine who lives 12 miles south of here. He has a similar antenna, and a typical 100 Watt output transceiver. At

## Parts List

### 1 Stage 80 Meter CW Transceiver

Symbol	Supplier	Part No.	Description
Q1	Radio Shack	276-2072	IRF-511 N-Channel Power MOSFET
LED 1	Radio Shack	276-025	Red/Green LED
D1,2,3	Radio Shack	276-1123	Germanium Detector Diodes
D4,5	Radio Shack	276-1101	1A, 50 V Silicon Rectifiers
D6	Radio Shack	276-1144	3A, 50 V Silicon Rectifiers
RY1	Aromat Corp.	NL6EX-DC5V	6PDT TR Relay
Y1	Intl. Crystal	031080	80 M Experimenters' Crystal
XEAR1	Philmore	747	Crystal Earphone
T1	Amidon Assoc.	T50-2	Toroid
T2	Calectro	D1-719	1k/20k Audio Transformer
RFC1,2	J W Miller	9230-80	330 µh RF Choke
R1	JIMPAK	840P1 Meg	1 Megohm, 1/2 Watt PC Pot
C1	Calectro	A1-249	600 pF Compression Trimmer
C2	Calectro	A1-246	40 pF Compression Trimmer
C3	Panasonic	A1CV100	10 µF, 100 V Electrolytic Cap.
C4,5,6,8,9,20	Panasonic	21CM100	0.1 µf, 100 V Cap.
C7	Panasonic	21CM010	0.01 µF, 100 V Cap.
C13,15,17,18	Panasonic	21CM001	0.001µf, 100 V Cap.
C12	Elmenco	DM10-391J	390 pF Cap.
C11	Elmenco	DM10-301J	300 pF Cap.
C10	Elmenco	DM10-151J	150 pF Cap.
C14	Elmenco	DM10-300J	30 pF Cap.
C19	Elmenco	DM10-200J	20 pF Cap.
C16	Elmenco	DMIO-020D	2 pF Cap.
SW1	Radio Shack	275-625	Micro Power Switch
J1,2,3	Radio Shack	274-376	Phono Jacks
J4	Radio Shack	276-24B	Mini Phone Jack
YS1	Steatite	33302	Crystal Socket
HS1,2	Caltronics	HS-109	Crystal Heat sinks
PCB	Radio Shack	276-168	Printed Circuit Board
CASE	Ten-Tec	TG-24	Enclosure



night, there is rarely a lack of signals in the 80 meter Novice band. The crystal I have at the moment is 3725 kHz, but I would recommend getting a 3710 kHz, because that is the QRP frequency and, at 3725 and above, there are Canadian SSB stations that cause interference.

The other 80 meter QRP frequencies are 3560 and 3535 kHz, but I rarely hear much activity on those frequencies with this radio. I have made contacts on the Novice band at night, when QRM happened to be at a lull at 3725, with local signals being loud and weaker signals coming from stations further away. With this radio I could not make any more contacts on 3725 than with my Ten-Tec Argonaut using the antenna I have, even though it is a vastly better radio.

One of the possible improvements to this radio would be to add a varicap in place of the crystal trimmer. You could give a crystal high drive to start it switching from transmit to receive, then reduce the drive by cutting back on the capacitance to the point of just oscillating. Also, low drive crystals might work with this and series resistance to the crystal. With this, the radio could work better on 24 volts, where now it has a reduction in gain instead of an increase.

You do not have to use the 6-pole double-throw TR relay. You could, of course, use a front panel 4-pole double-throw switch, and a 2-pole TR relay as long as you put the relay on the source-to-ground contacts, pins 1, 21, 22 and 10, 11, 12. Or you could have three 2-pole, double-throw DIP relays hooked

**"As for tuning the unit up, make sure that the crystal oscillator is running."**

Personally, I am quite poor at copying CW, but the furthest contacts were in the 200-mile plus range. I had to struggle to pass my 13 wpm code test 12 years ago, but I still enjoy listening to CW and trying to make an occasional contact. I mainly enjoy low-band HF phone contacts.

Since this radio has a direct conversion receiver with a high gain audio amplifier, it will require either a battery with +12 volt supply, or a properly filtered supply to eliminate direct conversion common-mode hum. The Ten-Tec supply I have now works perfectly well as is, with absolutely no hum whatsoever. Any recent *ARRL Handbook* shows the circuitry required to stop this hum.

#### Problems and Possibilities

Now for a few of the radio's inherent problems. First, I was quite surprised when I hooked this radio up to two different RF signal generators and found that the weakest audible signal was actually 0.1 microvolts. From the volume of received signals, I personally thought it would be in the 10 microvolt range. That is, the receiver is fairly sensitive, but the actual volume is on the low side, unless you are receiving stronger signals. Also, since this has an unbalanced diode detector circuit, it radiates a low-level oscillator on the antenna during receive, and does a great job of detecting AM signals. What this means is that while you can hear the CW signal you are trying to copy, you will also hear any strong local 75 meter SSB, and any strong local or foreign AM short-wave broadcasts.

On 40 meters and higher at night, this radio is totally saturated with AM short-wave BCI. Because this radio has a fairly low volume to begin with, any selective audio filter causes too much of a decrease in volume. The same thing occurs when putting a balanced diode detector on the front end of this receiver: too much of a loss in volume, so the oscillator is stuck with some antenna radiation during receive.

together. Another solution would be to use a 4-pole front panel TR switch, switching the right bias in to the gate of Q1 with the key down.

I have spent a lot of time trying to make simple improvements on this radio by adding additional stages. I had a dual-gate MOSFET mixer in place of the diode detectors. It had a slightly higher gain and a greatly reduced tendency to pick up unwanted AM BCI, but it still had the other drawbacks of the original radio. I also tried using the dual-gate MOSFET as a self-oscillating mixer, and the IRF-511 as the audio output. This had a substantially higher gain, but it had problems causing strong receive signals to cut off the oscillator, creating a squeal.

#### The Solutions

The combination that ended up working the best was a dual-gate MOSFET mixer, an IRF-511 oscillator/audio preamp, and an IRF-511 audio output. During transmit, they easily switched to 1 RF-511 as a power oscillator and the audio output to a sidetone generator. This, of course, was a lot more sensitive. The signals on the low end of 40 meters at night were quite loud, only occasionally being wiped out by AM BCI, because there was enough audio output to use a CW audio filter. Still, signals on 40 meters daytime were rather weak. So these radios worked, but they still had the major inherent problem of being single frequency crystal-controlled direct conversion receivers. Using a sharp enough audio filter to cut down on interference, you could not tune the signals to a peak because there was no VFO, and a VCXO on 80 or 40 meters is really no good.

Originally, I had planned to sell this idea, or to sell these radios as kits. But given the inherent problems these CW transceivers have, I decided to make the lowband voice transceiver kit that I had started before I began playing around with this. If you decide to make this radio, have fun with it! **73**

## MADISON SHOPPER

### CALL FOR ORDERS

1 (800) 231-3057

1-713-520-7300 OR 1-713-520-0550

TEXAS ORDERS CALL COLLECT

FAX 1-713-771-7759

**ALL ITEMS ARE GUARANTEED OR SALES PRICE REFUNDED**

New Icom IC 781 ..... Trades wanted  
Kenwood TH215A, TH25AT ..... Trade in your old HT  
New Kenwood TM-621A, 144/220 MHz FM ..... Call



Kenwood TS 140S

Call for trade



New Kenwood TM-721A, mobile

Call

ICOM 28H/TTM

410.00



IC 781

Call

Icom 761	2300.00
Shure 444D	56.95
HEIL BM10 Boom Mike, wired 8 pin	69.00
HEIL HM5 Desk Mike	62.00
NYE MB5A Tuner	569.00
Alpha Delta Transitrapp HV	33.00
CSI Private Patch IV	469.00
Ameco PT 3 Pre Amp	99.00
Larsen 2-meter on glass	49.95
Anteco 2M, 5/8, Mag. Mount, Comp	25.00
Van Gordon G5RV	44.00
Valor AB5 mobile	79.00
Thousands of panel meters	3.95 up CALL
Aerovox 1000 pF/500 V feedthrough caps	1.95
Transformer 120 V Pri., 1050 V/1A. (Sec. #18 Wire)	50.00
100 mfd/450V Axial Cap	2.20
120 mfd/450V Axial Cap	3.00
Arista SWR Bridge 3-30 MHz	19.95
831SP-PL259 Silverplate (Amphenol)	1.50
82-61 N Male (Amphenol)	3.50
82-202-1006 N Male (9913)	3.50
Double Female UHF	1.00
UG176 RG8X	each .40
Receiving tubes 50-90% off list price	Call
Santec Boom Mike/Headset (fits ICOM)	20.00
Rohn SA 25G 67 (67 inside arm)	each 125.00

#### USED EQUIPMENT

All equipment, used, clean, with 90 day warranty and 30 day trial. Six months full trade against new equipment. Sale price refunded if not satisfied.

Call for latest used gear  
(800) 231-3057

#### Don's Corner:

Have you tried the new "Delta Loop" Antenna?

I have and it works great!

Contact: Delta Loop Antenna

P.O. Box 8063

New Fairfield, CT 06812

See CQ June '88 Review

#### GNU PROD

TE Systems 2m Amp 30-160 watts GaAs fet ..... \$229.00

#### POLICIES

Minimum order \$10.00. Mastercard, VISA, or C.O.D. All prices FOB Houston, except as noted. Prices subject to change without notice. Items subject to prior sale. Call anytime to check the status of your order. Texas residents add sales tax. All items full factory warranty plus Madison warranty.

**Bird and Belden products in stock. Call today.**

## MADISON

Electronics Supply

3621 FANNIN  
HOUSTON, TEXAS 77004



CIRCLE 25 ON READER SERVICE CARD

73 Amateur Radio • February, 1989 31



# AMERITRON®

SYMBOL OF ENGINEERING INTEGRITY. . .QUALITY  
WORKMANSHIP. . .RELIABLE LONG-LIFE PERFORMANCE



## AL-80A LINEAR AMPLIFIER

*The AL-80A will provide a signal output that is within 1/2 "S" unit of the signal output of the most expensive amplifier on the market—and at much lower cost.*

The Ameritron AL-80A combines the economical 3-500Z with a heavy duty tank circuit to achieve nearly 70% efficiency from 160 to 15 meters. It has wide frequency coverage for MARS and other authorized services. Typical drive is 85 watts to give over 1000 watts PEP SSB and 850 watts CW RF output. A new Pi-L output circuit for 80 and 160 gives full band coverage and exceptionally smooth tuning.

Size: 15½"D. x 14"W. x 8"H. Wgt. 52 lbs.



## AL-1200 LINEAR AMPLIFIER 3CX1200 TUBE

Full legal output with 100 watts drive.

## AL-1500 LINEAR AMPLIFIER 8877 TUBE

Full legal output with 65 watts drive.

The cooling system in both amplifiers keeps the tube safely below the manufacturers ratings even when operating at 1500 watts output with a steady carrier. The filament supply has inrush current limiting to insure maximum tube life.

Size: 18½"D. x 17"W. x 10"H. Wgt. 77 lbs.



## AL-84 LINEAR AMPLIFIER

The Ameritron AL-84 is an economical amplifier using four 6MJ6 tubes to develop 400 watts output on CW and 600 watts PEP on SSB from 160 through 15 meters. Drive required is 70 w typical, 100 w max. The passive input network presents a low SWR input to the exciter. Power input is 900 watts. The AL-84 is an excellent back-up, portable or beginner's amplifier.

Size: 11½"W. x 6"H. x 12½"D. Wgt. 24 lbs.

## ATR-15 TUNER

The Ameritron ATR-15 is a 1500 watt "T" network tuner that covers 1.8 through 30 MHz in 10 dedicated bands. Handles full legal power on all amateur bands above 1.8 MHz.

Five outputs are selected from a heavy duty antenna switch allowing the rapid choice of three coaxial lines, one single terminal feed or a balanced output. An internal balun provides 1:1 or 4:1 ratios (user selectable) on the balanced output terminals.

A peak reading wattmeter and SWR bridge is standard in the ATR-15. It accurately reads envelope powers up to 2KW.


Size: 6"H. x 13¼"W. x 16"D. Wgt. 14 lbs.



## RCS-4 FOR CONVENIENT INSTALLATION

No control cable required.  
Selects one of four antennas.  
**VSWR:** under 1.1 to 1 from 1.8 to 30 MHz.  
**Impedance:** 50 ohms.  
**Power capability:** 1500 watts average, 2500 watts PEP maximum.

## Remote COAX Switches



## RCS-8V FOR SPECIAL APPLICATIONS

Selects up to five antennas.  
**Loss at 150 MHz:** less than .1 dB.  
**VSWR:** under 1.2 to 1 DC to 250 MHz.  
**Impedance:** 50 ohms.  
**Power capability:** 5 kW below 30 MHz, 1 kW at 150 MHz.

Available at your dealer. Send for a catalog of the complete AMERITRON line.

# AMERITRON®

2375 Dorr Street • Toledo, OH 43607

For more information: (601) 323-9715 • Technical inquiries: (419) 531-3024



# 73 Review

by Marc Stern N1BLH

## The Ham-10 Antenna

*Your ticket to mobile 10 meter fun.*



American Antennas  
1500 Executive Dr.  
Elgin, IL 60123  
(800) 323-6768  
Place Class: \$50

American Antennas has been manufacturing antennas for both ham and CB markets for the last decade. Its first ham antenna was a quarter-wave 2 meter spike, designed for the K-40 mount. The greatly increased activity on 10 meters, due to Novice Enhancement, prompted this manufacturer to market a 10 meter version of their K-40 CB mobile whip. The only difference (besides the logo) is that its radiator is about six inches shorter than that of the 11 meter version.

The base loading coil is uniquely shaped, having a wide barrel-like enclosure for the coil with a top that tapers to the radiator. The body and top are made of high-impact plastic, while the antenna seat is made of stainless steel. The radiator inserts into the mount, with set screws to adjust the length.

The base coil has a quick disconnect feature. Made with a bayonet-style mounting mechanism, the Ham-10's body has a small lip on the bottom. Inside this part you will find the bayonet plate. Simply attach the mount to its base and make a one-quarter turn to the right, and the Ham-10 securely locks home. At this point, the antenna is ready to use.

An interesting sidepoint about the antenna's trunk lip base is its flexibility. A low-profile base, it has more than thirty degrees of tilt from vertical in a 360-degree arc. You should be able to mount it on just about any angle you can think of on your car. For example, our Ford Taurus has an interesting curl on the trunk lip, but I was able to flush mount the Ham-10 and position the radiator vertically.

I found it a lot easier to work with this base than several other antennas I have tried. About the biggest difficulty in setting the antenna up is the angle.

### Setting'er Up

To set up the antenna, I first had to loosen a set screw in the base. This allows the mount to float freely in its arc. The second step is installing the mount loosely on the trunk lip so that you can find the correct angle. And, when this is done, the next step is marking and removing the mount and positioning the base so that it is at the correct angle. In practice, I found it required a couple of tries before everything lined up correctly. In fact, once I did it, it was easy to repeat the process when I moved



Dave Hallow KE9BD, designer of the Ham-10, with his product mounted on his car.

the mount. However, until I was familiar with the procedure, I thought I'd need as many arms as an octopus. Yet once the set screw is down and tight, you don't have to think about it anymore.

### Easy TX Line Routing

The antenna is actually designed with ease of installation in mind. For example, most antennas come with PL-259 connectors installed. This makes it a bear, sometimes, getting the cable through small holes in bulkheads. Recall skinning your knuckles while trying to snake a piece of RG-58 through a bulkhead hole, containing what seem to be several dozen stiff wires, all bent on keeping you from achieving your aim? The Ham-10 has what seems to be a variation of an F-style connector in the end. Threaded, you insert it into the bottom of the PL-259, after you have snaked the cable through whatever bulkhead holes to get the coax into the passenger compartment. It makes it easier to snake the cable under moldings, making the cable installation neat and out of sight.

As was noted earlier, the matching coil is a large, barrel affair that sits beneath the radiator. The literature states that the the coil and its housing are manufactured, rather than handmade or turned.

I've had an 11 meter coil for about a decade, and it seems to work the few times a year I throw that particular radio and antenna combination into the car.

### Off The Ball

The radiator is somewhat a departure from

the norm. Rather than using a corona discharge ball or device at the tip, as do most other antenna manufacturers, American Antenna relies on a thick radiator. It is roughly  $\frac{1}{8}$ " in diameter, with a rounded tip.

### Tuning

Tuning was handled via a set screw and a wrench. The instructions advised inserting the radiator so it touched the bottom of the mount, and then backing it out about  $\frac{1}{4}$ ". I did that, and the rig I used, a Clear Channel AR-3500 Ranger, worked well. I felt that was pretty good for tuning an antenna without a VSWR bridge. Yes, I did have one with me, but I wanted to see if the instructions were right, and if the information underlying them was valid, which it was. Then I connected the VSWR bridge and obtained the readings noted.

The Ham-10 tuned up easily and remained at better than 1.8:1 across the 10 meter band.

### Power

American Antenna claims the Ham-10 will handle a kilowatt. I didn't test it, but, given the heft of the coil and housing, it's a reasonable bet. During my 100 watt testing, the base remained cool and the radiator also remained cool. I would think that things would heat up rapidly if you pushed the power to a kilowatt. I'd also suspect that the plastic housing might turn into something a little less rigid than it is at that kind of power for a continued length of time. It's reasonable to think, though, that for power levels up to about 300 watts the Ham-10 will do quite nicely.

I personally prefer not to run a kilowatt down RG-58. I suppose it's possible, but I wouldn't want to chance this combination on my rig. It is a good one for lower-power operation, but I prefer at least RG-8X for mobile high-power work.

### Conclusion

If you're in the rapidly expanding army of 10-meter mobile enthusiasts, the Ham-10 is a good idea. It's an easy antenna to use and should give reliable performance for years. Just don't forget to mount it cleanly, and make sure the ground is good, and you're on your way to 10 meter fun. **73**



**73 Review**

by Gordon West WB6NOA

# Magnus Mobile kW Amplifier

*QRO for the road.*

Magnus Electronics  
7101 Ridgeway Avenue  
Lincolnwood, IL 60645  
PH: 312-690-3205  
Price Class: \$1000

Looking for some additional kick to your mobile, mobile marine, or mobile home HF installation? If you've got an antenna system that can take it, the Magnus MA-1000B mobile amplifier "brick" will deliver a 2-30 MHz signal well above 600 Watts output!

The Magnus amplifier has been around for some time. I remember it as the "Mectron," originally produced by Trans World Radio in Escondido, California. I was always fascinated by its capabilities—100 Watts in, 600-plus Watts out! Completely broadbanded and all solid-state, its most exciting feature was 12 volt operation.

After a few months of hibernation, this amplifier has now reappeared under the "Metron" name, and is available from leading amateur radio dealers throughout the country. My unit was purchased from EGE when I was working next to them at our Radio School in Boxboro, Massachusetts. The amplifier is manufactured by Magnus Electronics. They don't sell direct; the amplifier is available only through authorized ham dealers.

**Description and Specifications**

This amplifier weighs 18 pounds and

measures 4 inches high, 10 inches wide, and 18-1/2 inches long. It's designed for trunk-mounting with full remote control capabilities. Positive and negative studs with wing-nuts allow for immediate 12 volt DC hookup. The unit should be placed extremely close to a battery or a battery selector switch. For this amp, use the same wires that start your car. It draws up to 75 amps at 12 volts DC on voice peaks. There will be a significant power loss if you run anything smaller than #4 cable at any distance.

A common SO-239 antenna jack runs the output to your HF antenna system. If you're running mobile resonators, make absolutely sure you have the kilowatt coils. The 600 Watts of output will melt down anything smaller. Also make absolutely sure that any antenna system with this type of power on it can't be touched by anyone on the ground.

Also on the back of the unit is a multi-pin jack and a plug that allows for remote bandswitching. This amplifier is completely broadbanded, but each meter band must be selected in order to pull in the appropriate harmonic filters. For base station use, the remote control socket does select the

bands of operation right on the front panel.

The best news is that the filter combination does not preclude the operation on any general group of frequencies in an emergency, such as marine frequencies. As you can see by the low-pass ranges, there is uninterrupted coverage from 1.8 MHz through 21.450 MHz. You may also extend the coverage up to 10 meters, or 29.7 MHz, with the optional ham-installed 10 meter add-on kit. More about that later.

**The 5-Pole Tchebycheff Low-Pass Ranges**


160m	1.8-2.0 MHz
75m	2.0-4.0 MHz
40m	4.0-7.5 MHz
20m	7.5-14.5 MHz
15m	14.5-21.5 MHz

There is also a pin that needs to be grounded to toggle the amplifier to transmit. This keying line is switched on by grounding the control line. You can switch the control line by using the exciter control relay built into almost every HF transceiver available today. You can also switch the amp completely off by using the circuit breaker on the front panel or, for remote control, by grounding the control line pin on the amplifier's rear contact. I measured 50 mA when the amplifier had been left on continuously. You can hear a couple of relays pull in when the amplifier is ready to go.

**Construction**

The front of the amplifier looks clean. It has a simple panel meter, 100 amps full scale, monitoring the collector current. This gives you an accurate monitor of amplifier performance, provided the amplifier is operated into the correctly matched load. There is also a high-speed, 75 amp magnetic circuit breaker on the front line. This circuit breaker immediately pops open if you try to overdrive the amp, or drive the amp on any ham band that you have not selected with the filter network.

An SO-239 on the back of the amp ties power output from your HF transceiver to the amplifier input. The amp likes to see about 75 Watts PEP input. Most HF solid-state transceivers will work nicely with the amp without any power changes. However, if you have fiddled with the ALC on your HF



*The Magnus MA1000B mobile linear amplifier.*



transceiver for more power output, you may want to cut your transceiver back to no more than 75 Watts PEP so you won't overdrive the amp and trip the breaker. We found that a constant breaker trip usually means that too hefty a signal has been sent into the amp.

The amp also shut down when we exceeded 75 degrees transistor heat sink temperature. It took me almost an hour with voice into a dummy load before this occurred!

The heat sink is on the top of the amp and forms the top of the chassis, which is constructed of 0.090 aluminum and is bolted to the heat sink. The entire amplifier is heat-sunked, and finished in an attractive hard-wearing black anodizing. We judged the construction of the amplifier to be "excellent."

#### The 10 Meter Kit

I also added the 10 meter kit. Unless you like working on these projects, pay the price and let the dealer do it for you. While it's not a tough job, you have to really strip down the amplifier to get at the filter board so you can remove capacitors and toroids and add new capacitors and inductors. You need a big soldering iron for this job, and you also need to know what you're doing when it comes to mounting electronics on a printed circuit board. The 10 meter kit instructions are fairly well-written, although they instruct you to remove some capacitors that aren't even on the PC board.

After a few hours, the modification for 10 meters was complete. Now the unit covers from 1.8 MHz all the way through 29.7 MHz. With 75 Watts of PEP drive power, I measured over 640 Watts of PEP power output with an in-line Bird wattmeter. We double-checked our readings with a B&W Model 334A wattmeter and dummy load. Same thing: much better than 640 Watts out. It wasn't long before the red overheat warning light of our dummy load and wattmeter started blinking, indicating that there was plenty of power coming out of this amp.

The MA-1000B is rated at a power input of 1,000 Watts to the eight power transistors operating as four push-pull amplifiers. The transistors use an emitter-ballasted chip design to control impedance and gain over a bandwidth of more than a decade. The amplifier operates Class AB with a computer-designed input network using a combination of inductors, resistors, and capacitors to provide a low input VSWR and substantially level gain across the operating range.

The broadbanded transistor amplifier has a relatively high level of harmonic output, but the even-order harmonics tend to balance in the push-pull output transformers, and the odd-order harmonics are not attenuated. A filter is essential to insure satisfactory spectral purity. The filter design used is a low-loss, 5-pole, Tchebycheff with a low reflection coefficient. We looked at our output on a spectrum analyzer, and harmonics were well within legal limits: down a measured -55 dB. Relays are employed at the input and output of each filter so that you may select the filters by remote control, or off the front panel.

#### The MA-1000B in Action

On-the-air reports indicate smooth-sounding audio. This is an important consideration. Many times solid-state, broadbanded amplifiers tend to make transmitted audio sound harsh. No such reports on the MA-1000B.

We operated the set maritime mobile into a kilowatt MFJ tuner. Again, results were excellent. When we switched the amplifier on, our signal strength rose by several S-units, and everybody commented on the exceptional "talk power," as well as the relative increase in signal strength. We hooked up with one station for approximately one hour, and then felt the fins of the amplifier. It was relatively warm, but not hot. Power still continued to exceed 600 Watts PEP output with less than 75 Watts power input drive.

We tried the amplifier in a vehicle on several mobile whips that were NOT rated at a kW. We found that we could talk for about 25 seconds before the whips would zap and give up the ghost. This was an interesting test. It drove home the point that most mobile whip antennas not rated at a kW simply can't handle 600 Watts of PEP output.

#### Be Safe!

**WARNING:** Observe great caution when operating maximum output, whether from a mobile at rest or in motion. This type of power could cause severe RFI into the electronic ignition system of some vehicles. It also poses a dangerous level of power around passers-by, who sometimes touch antennas as they walk by. Anyone touching the antenna during voice peaks will receive, at the very least, a nasty RF burn. Observe the same caution with dipoles in trees. 600 Watts is enough to light almost any type of tree on fire, if the branches or leaves come in contact with the wire.

It's also a good idea to watch your battery. Although the 75 amp peak occurs only on modulation peaks, it nonetheless will kill a battery in about three hours of constant talking. After a longwinded conversation, we still had enough power to start our engine, but it didn't spin over like it normally does when the battery is full. Also, feel your battery leads with the MA-1000B drawing current. If they're getting warm, you may need to switch to a larger diameter cable.

#### Manual

We were impressed with the MA-1000B's instruction manual. It's technical enough to give you plenty of information about running the amplifier, knowing your amplifier, and, if need be, routine servicing of the amplifier.

The 10 meter add-on kit is available to all licensed hams. This hand-drawn set of information sheets, along with a bag full of components, is written relatively well, but the quality of the reproduction could be improved for greater legibility.

If you're looking for 600 Watts out, and want to run it off 12 volts DC, and you want complete band coverage from 1.8 MHz through 29.7 MHz, consider the Metron solid-state, 12 volt, DC linear amplifier. It's priced right at less than \$1.50/watt output, and it's a terrific mobile performer. **73**

## 1000 WATTS MOBILE LINEAR 160 M - 15 M



MA 1000B

### THE IDEAL MOBILE HF LINEAR AMPLIFIER

- 100% Solid State
- Broadband Operation - No Tuning Needed
- 60 Watts Drive, 600 W PEP Output
- Remote Band Switching
- Five 5-Pole Tchebycheff Filters
- Overheat Protection
- Rugged And Compact, Only 10" x 17.5" x 4.5" And 17 Lbs
- 10 M Kit Available For Commercial And Offshore Use
- Retails For Less Than A Dollar/Watt

*Write For More Information  
Or Call Your Local Dealer  
Dealer Inquiries Invited.*

**MAGNUS ELECTRONICS  
262 CARLTON DRIVE  
CAROL STREAM, IL 60188**



# RADIO TELEGRAPH TERMINAL

# AR-501

MORSE CODE DECODER

ELECTRONIC KEYS


MORSE CODE TRAINER

Only—\$229.00



## DECODER

- Input level** • 10mV to 2V RMS.
- Input impedance** • 8 to 1k $\Omega$ —600 $\Omega$  typical
- Decoding speed** • 5 WPM to 30 WPM
- Audio filter** • 800 Hz  $\pm$  80 Hz  
Active and PLL filters  
700 Hz to 900 Hz internally adjustable.



## TRAINER

- Code generator** • Random code generator  
5 characters/code group
- Speed** • 5 WPM to 30 WPM  
1 WPM increment



## ELECTRONIC KEYS

- Paddle input** • TTL level  
—LO/Actuating, HI/Stop  
Contact input  
—ON/Actuating, OFF/Stop
- Key input** • TTL level  
—LO/Mark, HI/Space  
Contact input  
—ON/Mark, OFF/Space
- Keying speed** • 5 WPM to 30 WPM  
1 WPM increment
- Keyer output** • Transistor switching,  
Open collector type

## SPECIFICATIONS

- Model** • AR-501 Radio telegraph terminal
- Power source** • DC 12V to 13.8V—165mA
- Size** • 4.5"-W x 2.24"-H x 6.25"-D
- Weight** • 12.5 oz. (358 g)
- Controls** • Power On/Off  
• Random code generator On/Off  
• Print-out On/Off  
• Monitor speaker level  
• Electronic keyer mode select  
• Speed Up & Down
- Display Indicators** • LCD 32 characters—16 per line  
• Power On—Green LED  
• Tuning—Red LED
- Front connections** • Paddle—Standard/Iambic  
• Ordinary telegraphic key  
• Headphone/Earphone
- Rear connections** • DC 13.8V input  
• Audio input  
• External speaker  
• Keyer output  
• Printer output



## PRINTER PORT

- Compatible with Centronics 8-bit parallel printer. At least 4K byte data buffer is required in a printer.

## BACK TO BASICS — • — • But far more advanced — — • —

The AR-501, triple mode CW terminal in a small package, is a powerful gear to practice and play with. For the Novice, SWL and Amateur radio operators it detects Morse code between 5 to 30WPM. Just plug the AR-501 to your receiver to start translating the Morse code onto full 32 character LCD display. Very simple and easy to operate. You ask; for code practice?, both receive and transmit? Yes, the AR-501 does just that. It will improve your code reception and keying technique at the speed you want. More?. it operates as an electronic keyer both standard and iambic. More Yet? How about a printer port? You bet, the AR-501 provides parallel printer port for hard copy. You can Log the QSO, and Practice. It will help you immeasurably. We even offer a standalone Nicad operated thermal printer as an option. **ACCESSORIES SUPPLIED:** The AR-501 Radio telegraph terminal comes complete with Receiver cable, DC Power cable, Miniature Phone plug, Miniature stereo phone plug, Spare fuse, Wall receptacle style power adaptor and Instruction manual. **ACCESSORIES AVAILABLE:** CC-501 Parallel printer cable — \$30.00/DPU-411 Standalone Thermal printer with 8K buffer.—\$235.00

**ORDERING INFORMATION:** For fastest service, call 800-523-6366 from 9 A.M. to 4 P.M. P.S.T. Send mail orders to: ACE Communications, Inc. 22511 Aspan Street, Lake Forest, CA 92630. VISA and MasterCard orders and certified or cashier's check or money order shipped within 48 hours of receipt. Rush service by UPS/Overnight, UPS/2nd Day Air and Federal Express is available at extra shipping charges. Purchase orders accepted from Government agencies. CA residents add 6% sales tax. COD is \$3.00 extra. **WARRANTY INFORMATION:** The AR-501 covered by One Year Warranty. Extended warranty service available at the following rates: 3 Years—\$25.00, 2 Years—\$15.00. **SATISFACTION GUARANTEE:** If, for any reason, the ORIGINAL PURCHASER, is not satisfied with the unit purchased, a full refund of the purchase price will be issued if the unit and all accessories are returned to us UNDAMAGED WITHIN 25 DAYS of the date of original purchase (Invoice date). This policy excludes any additional freight that may be incurred, and in no event modifies or limits the limited warranty.

**ACE**  
Communications

22511 Aspan Street • Lake Forest • California • 92630-6321 • (714) 581-4900 • Toll Free 1-800-523-6366



# THE WORLD Is Yours For Only \$5.00



Yes, places you've never even heard of! Nearly 400 DX countries gleaned from the Awards Lists of dozens of IARU members—more countries than any other map available anywhere! ARRL's DXCC map doesn't even come close!

73 Magazine offers readers our giant DX Map of the World for the absurdly low price of only \$5.00 plus \$1 postage & handling.

### Mail Your Order To:

73 Magazine, WGE Center,  
Peterborough, NH 03458

## WORLD'S SMALLEST WEATHER STATION



THE AMAZING WEATHER COMPUTER THAT YOU CAN HOLD IN THE PALM OF YOUR HAND.

DIGITAR's new TWR-3 Micro Weather Station includes a computer, precision wind vane and speed sensor with mounting hardware, and 40 feet of cable. For only \$159.95. With the optional, automatic-emptying RG-2 Rain Collector (\$49.95) you can even monitor rainfall!

- \* WIND SPEED
- \* WIND DIRECTION
- \* WIND CHILL
- \* WIND GUST RECORD
- \* TEMPERATURE
- \* HI/LOW TEMP RECORD
- \* RAINFALL (Optional)
- \* TIME OF DAY
- \* AUTO SCAN
- \* METRIC / STANDARD
- \* NICAD READY
- \* ONE YEAR WARRANTY

MAGNAPHASE INDUSTRIES, INC.

MADE IN U.S.A. 1502 PIKE STREET N.W. AUBURN, WA 98001 M/C & VISA

ORDERS ONLY: 800-322-1502

INFORMATION: 206-735-0374 FAX: 206-735-9044

CIRCLE 336 ON READER SERVICE CARD

# 10 METER DX IS HOT!

AND YOU CAN WORK IT WITH  
THE NEW RANGER AR 3500



- Compact Mobile Transceiver
- Microprocessor Controlled Design
- All Mode SSB/CW/AM/FM
- Effective Noise Blanker
- Five Selectable Memory Channels
- Programmable Band Scan
- Large Six Digit Frequency Readout
- Split Frequency Repeater Operation
- Dynamic Mic & Power Cable
- Mic with Frequency Scanning Buttons (optional)
- Limited 1 Year Factory Warranty by Clear Channel Inc. Issaquah, WA

### SPECIFICATIONS

Frequency: Range 28.0000-29.9999 MHz. in 100 Hz steps.

Sens.: SSB/CW 0.3  $\mu$ V, FM 0.5  $\mu$ V.

Power: SSB 25W PEP, 30W, CW, 8W FM

Input: 12.5 V, 6A DC

Dimensions: 2.4" x 7.7" x 11" Wt: 3 Lbs.

We made a special purchase of these fine transceivers and thus able to offer them at a very attractive price

Our Regular Price \$369.95

**Special!**  
**\$299**

### AVAILABLE OPTIONS

- 100 Watt model ..... (call for details)
- Mic w/ Freq. Scan. Buttons ..... \$30.00
- SP-1 Speech Processor\* ..... 30.00
- CW Auto break-in & pwr control\* ..... 30.00
- Service Manual AR3300/AR3500 ..... 20.00
- 3 Element Beam, 26-30 MHz ..... 89.95
- Penetrator Mobile Ant. .... 47.95
- Antron A-99 Vertical Base Ant. .... 47.95
- RS7A Pwr Supply for 30W Ranger ..... 49.95
- RS35A Pwr Supply for 100W Ranger ... 134.95

\*sale price with radio purchase only

Offer limited to available stock  
Send a SASE for detailed brochure

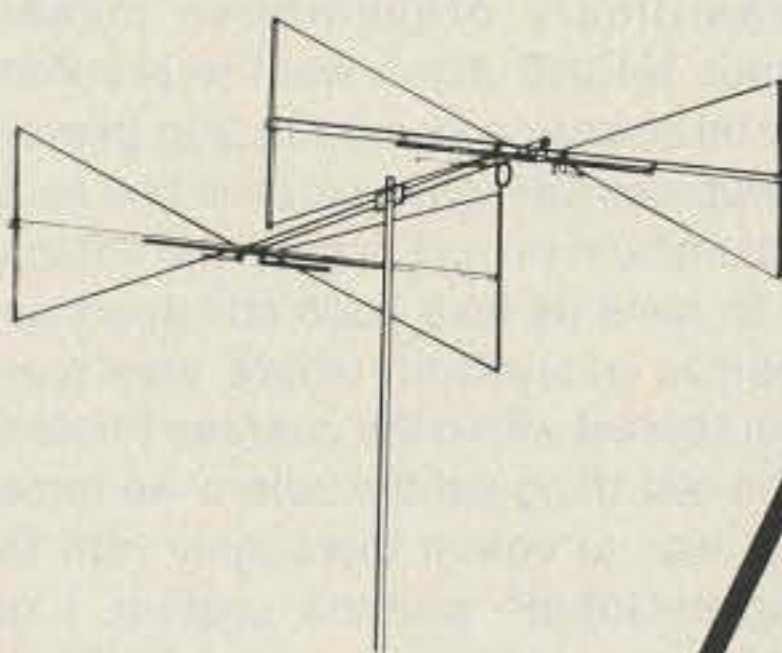
Quantity Pricing Available Foreign Orders Accepted  
Orders received by 1 PM PST shipped UPS same day.  
COD / VISA / MC Next day UPS delivery available  
No extra charge for C.O.D. or VISA Mastercard Orders

ORDER DESK ONLY — NO TECHNICAL  
(800) 854-1927

ORDER LINE and/or TECH HELP  
(619) 744-0728

FAX (619) 744-1943

## The HF5B "Butterfly"™ A Compact 2 Element Beam for 20-15-12-10 Meters Operate As A Di-Pole on 17 Meters



- Unique design reduces size but **not** performance.
- No lossy traps; full element radiates on all bands.
- Turns with TV rotor
- 19 lbs.

HF ANTENNAS FROM BUTTERNUT

### Butternut Verticals

Butternut's HF verticals use highest-Q tuning circuits (not lossy traps!) to outperform all multiband designs of comparable size!

#### Model HF6V

- 80, 40, 30, 20 15 and 10 meters automatic bandswitching.
- Add-on kit for 17 and 12 meters available now.
- 26 ft. tall

#### Model HF2V

- Designed for the low-band DXer
- Automatic bandswitching on 80 and 40 meters
- Add-on units for 160 and 30 or 20 meters
- 32 feet tall - may be top loaded for additional bandwidth.

For more information see your dealer or write for a free brochure



**BUTTERNUT ELECTRONICS CO.**

405 East Market, Lockhart, TX 78644



**RF PARTS  
COMPANY**

1320 Grand San Marcos  
California 92069



# The Pro-67 HF Antenna

*Be QRO without an amp with this antenna.*

Mosley Electronics, Inc  
1344 Baur Blvd. St.  
St. Louis, MO 63132  
(319) 994-7872  
(800) 325-4016  
Price Class: \$830

Although I'm not lucky enough to have a laboratory to back up my research on the Pro-67, I have good old down-to-earth everyday use. Most hams, however, find an "operational" review sufficient for their needs.

## What It Is

The Mosley Pro-67 antenna is a 7-element, 6-band antenna. The Pro-57 is a sister antenna, with 7 elements and 5 bands. The only difference between them is that 40 meters is added to the Pro-67. Both have a two-year warranty.

All seven elements (average wall thickness is 0.058") fit on a 2" x 0.125" 24' boom. The boom doesn't require any additional support. The elements, made of stainless steel, are heavy-duty. The only elements that sag are the two 42½-foot long driven elements.

There are three wide-spaced elements on 20 and 15 meters. Ten meters has four wide-spaced elements. There are three elements on 12 and 17 meters. Forty meters has two elements.

## Putting It All Together

Pro-67 assembly went very smoothly. Charles Spanos N4DKE and his brother Michael KA4VCA put it together (see Photo B). They gave me just enough work to do to make me think I was a help. My greatest contribution was to provide plenty of ice tea . . . and to keep out of their way.

Here, as in most cases, it's a good idea to first thoroughly read the manual. Also, we found out the hard way that we needed PLENTY of room to move around in when putting together the Pro-67. I made do by putting some of the longer elements into our garage.

Check the parts to be sure you have everything the manual calls for (see Photo A). Don't worry too much about the screws, bolts, and nuts. There are extras, for people like me, who keep forgetting just where he put them—then finds them with his foot, scattering them like a meteor shower.

Put the pieces for each element in a separate pile (don't worry, they're color-coded). Put the boom pieces together, which are also color-coded.

Lay out the elements in the position they will take on the boom.



Photo A. Pre-assembly check. Make sure you have all the parts listed in the manual. [Photo by David Reasoner N4KTY.]

Take care with the traps placement. They are color-coded on one end only! Place the color-coded end nearest to the boom. A reversal of the traps will cause high SWR (standing wave ratio) and could affect other workings of the beam.

The only measuring needed was to check



Photo B. Charles Spanos N4DKE and his brother Michael KA4VCA put the Pro-67 together. [Photo by Christie Lambert.]

distances between elements on the boom. The element pieces themselves are pre-cut and pre-drilled as well as color-coded. All we had to do was match colors, align holes, and screw everything together. The boom is color-coded to assist with element placement. I recommend, however, getting exact measurements for best results.

One of the main strengths of the Pro-67 is the way the elements go together. The machined elements fit so closely it would be difficult to get even a hair between the pieces. Also, the portions of the elements and boom sections that fit inside their adjoining sections are very long. They are so long, in fact, that they meet the end of the inside portion of the section that fits in the other side of the adjoining section. This makes the antenna virtually double-strength! This is the other main factor for minimal element sagging. It's common for beams to have only a foot or so overlap.

## Assembly Time

The instructions give a 2½ to 4 hour assembly time. It took us one day. We took, however, extraordinary preventative measures. Charles N4DKE didn't want to put Penetrox (an anti-corrosion compound) to prevent the development of high resistance and seizing of the aluminum on just parts of the antenna; he had to have us take each coil apart and put Penetrox everywhere there was metal-to-metal contact within the coil (see Photo C).

The last thing we did before we raised the beam was to coat it thoroughly with Mosley Weather-Guard® antenna coating. I recommend buying at least one can with the antenna. This will give at least one coat on the antenna. The instructions on the can say it will dry in twenty minutes, but I made sure and let mine dry much longer. These extra steps took time but the time was well worth the effort. Follow the directions carefully; do not apply the coating to plastic parts.

## Mounting the Antenna

I mounted my Pro-67 on my 90' + Rohn 25G tower. I recommend, however, a tower at least as heavy-duty as the Rohn 45G.

## Several Nit-Picks

The instructions I got were about a dozen and a half pages, which appeared to be photo-



copies. I have since then received a final set of twenty-seven pages that were more professional looking, especially the diagrams. Although the new set was better, I feel they could still be improved with desktop publishing.

Combining the instructions for both the Pro-67 and the Pro-57 is a little confusing, since the assembly steps regularly differ for the two beams. Mosley would do well to print a separate set of instructions for each antenna.

One other thing I didn't agree on was the first step of assembly. That was the placing of the phasing lines to the elements. It is difficult to understand this without seeing the results. Doing it their way, there's a stage of very weak physical stability in the antenna. I feel this could be easier done as one of the last steps when there is more stability by having the boom and elements forming one strong unit.

Dave Reasoner N4KTY of Huntsville made a slight modification on the attachment of the metal strips to the SO-239 point (see Photo D). Dave added a second ground strip, the new one going from one of the elements to one of the mounting screws for the SO-239 connector. Other than the above, the antenna went together as Mosley said it would.

### Up and Going

This was the most difficult task of the entire project. Our lot is fairly small, we had a lot of trees, (at least in the wrong places), and the tower guys were also a hindrance. I at least had a full crew of able-bodied people to help: Charles N4DKE, Mike KA4VCA, Paul N4JTD, Teenie WA4REL (my XYL), Christie (my daughter), Kerry (my son), and my neighbor LeRoy.

## PERFORMANCE

### SWR

Here, I found a discrepancy in the paperwork that came with the Pro-67. The SWR (Standing Wave Ratio) charts showed more SWR than I got from using a Daiwa CN-520 SWR/Power meter. My highest SWR is on 40 meters, where at one point it is 2:1. All other readings are less than that, and at times, below those stated by Mosley. (See table below.)

Manufacturer's Specifications	
Band (Meters)	Claimed Forward Gain (dBd)
10	10.9
12	6.0
15	8.9
17	6.9
20	8.5
40	3.5



Photo C. Charles N4DKE insisted we put Penetrox not only on the aluminum parts, but everywhere there was metal-to-metal contact. [Photo by author.]




Photo D. Dave Reasoner N4KTY of Huntsville made a slight modification on the attaching of the metal strips to the SO-239 point. [Photo by N4KTY.]

### Make Sure It's Aimed!

I was impressed with the Pro-67's front-to-back ratios. Recently, one night after midnight, I turned on my ICOM IC-751 and began tuning around. Twenty meters seemed abnormally quiet for that time of night, especially given the fabulous conditions on HF for the past few months. Ten and 15 meters weren't any better. I soon gave up and headed for bed.

Frequency (MHz)	SWR
7.0	1.55:1
7.15	1.1:1
7.3	1.55:1
14.0	1.4:1
14.175	1.1:1
14.35	1.4:1
21.0	1.25:1
21.3	1:1
21.45	1.2:1
24.5	1.45:1
24.7	1.6:1
25.0	1.3:1
28.0	1.35:1
28.25	1.1:1
28.5	1.1:1
29.0	1.2:1

Table 1. Observed SWR for the Pro-67 Antenna System. SWR meter was a Daiwa CN-520.

After turning out the lights, I started to leave the room; however, I noticed I'd left my Tailtwister™ rotor control box on. (I had Mosley's Pro-Search to modify it to an LED (light emitting diode) read-out. A smart move. . .) When I went over to turn it off, I noticed it was setting on 37 degrees, which is where I normally work European stations. On a hunch, I turned on both my 751 and control box, turned the Pro-67 toward the South Pacific, and found the band wide open. I worked several countries. After making a few contacts, I turned the antenna back to the European countries—again, the band appeared dead. This little event showed me that the Pro-67 has a much better than average front-to-back ratio for its class.

### In Sum


I was very impressed with the Pro-67. Of the several dozen beams I've erected in my 27 years of hamming, this was by far the easiest beam I've put together. Its performance, too, was outstanding. Using the Pro-67 with my ICOM 751 transceiver and 2KL (500 watt) amplifier, I received great reports from many DX stations. Many told me my signal was "the strongest signal I heard today," and "the only stateside station I can hear." A few days after I got the antenna on the air, my log looked like a DXCC listing. With about 18 hours of operating, I logged 38 countries, including Meralda VR6FWK (Pitcairn Island), Ken HB0/DA1WA (Leichtenstein), Mohammed 9K2MQ (Kuwait), and Paul 4X6UU of the Natanya Island DXpedition. For those with limited power out and a bit of a space crunch (i.e. no room for more than one tower), I highly recommend the Pro-67! 



Photo E. The installed Pro-67, ready for action. [Photo by author.]



# RAMSEY ELECTRONICS

Quality Test Gear & Electronic Kits for Professionals and Hobbyists

## ALL NEW KITS



**\$2495.00** THE COMMUNICATIONS SERVICE MONITOR THAT WORKS HARDER FOR LESS.

Introducing COM-3... the new service monitor designed by service technicians for service technicians. It works harder for less... giving you advanced testing capabilities at a very affordable price.

**FEATURES** • Direct entry keyboard with programmable memory • Audio & transmitter frequency counter • LED bar graph frequency/error deviation display • 0.1-10,000  $\mu$ V output levels • High receive sensitivity, less than 5  $\mu$ V • 100 KHz to 999.9995 MHz Continuous frequency coverage • Transmit protection, up to 100 watts • CTS tone encoder, 1 KHz and external modulation



### PR-2 COUNTER PREAMP

The PR-2 is ideal for measuring weak signals from 10 to 1,000 MHz • flat 25 db gain • BNC connectors • great for sniffing RF • ideal receiver/TV preamp • 3 db NF

**\$49.95**

wired includes AC adapter PR-2 kit **\$39.95**



### PS-2 AUDIO MULTIPLIER

The PS-2 is handy for high resolution audio resolution measurements, multiplies up in frequency • great for PL tone measurements • multiplies by 10 or 100 • 0.01 Hz resolution & built-in signal preamp/conditioner

**\$69.95**

wired PS-2 kit **\$49.95**



### PS-10B 1.5 GHz PRESCALER

Extends the range of your present counter to 1.5 GHz • 2 stage preamp • divide by 1000 circuitry • super sensitive (50 mV typical) • BNC connectors • 1.5 GHz in, 1.5 MHz out • drives any counter.

**\$89.95**

wired includes AC adapter



Complete kit, SG-7 **\$89.95** **PERSONAL SPEED RADAR**

New low cost microwave doppler radar kit "clocks" cars, planes, boats, horses, bikes, baseballs, models, runners or virtually anything that moves. Operates at 2.6 GHz with over 1/4 mile range. LED digital readout displays speeds in miles per hour, kilometers per hour or feet per second! Earphone output permits listening to actual doppler shift. Uses two 1 lb coffee cans for antenna (not included) and runs on 12 VDC. Easy to build—all microwave circuitry is PC stripline. Kit includes deluxe ABS plastic case with speedy graphics for a professional look. A very useful and full-of-fun kit.

## RADIOS

### 40 & 80 METERS HAM RECEIVERS

Sensitive all mode, AM, CW, SSB receivers for 3.5-4.0 or 7.0-7.5 MHz. Direct conversion design using NE602 IC as featured in QST and ARRL handbooks. Less than 1  $\mu$ V sensitivity, varactor diode tuned, 50 mw audio output. Runs on 9VDC, has RF gain control. This kit is very easy to build, lots of fun and educational—ideal for the beginner or the old pro. The optional matching case kit features a rugged ABS plastic case with screened graphics. Included are machined aluminum knobs for a well-finished professional look.

40 Meter receiver kit, HR-4 **\$24.95** 80 Meter receiver kit, HR-8 **\$24.95** Receiver case kit, CHR **\$12.95**

### QRP TRANSMITTER KITS, 40 & 80 METERS

Operate a mini ham shack. These little CW rigs are ideal mates to our 40 and 80 meter receivers. Features include smooth variable tuning, one watt output and excellent keying characteristics. Runs on 12 VDC and is VSWR protected. See how far you can stretch your signal with one of these mini rigs. Optional ABS cases are available.

40 meters QRP rig, QRP-40 **\$24.95** 80 meters QRP rig, QRP-80 **\$24.95** Case kit, CORP **\$12.95**

### AIRCRAFT RECEIVER KIT

Hear exciting aircraft communications—picks up planes up to 100 miles away. Receives 110-136 MHz AM air band, varactor tuned superhet design with AGC, ceramic filter and adjustable squelch. Runs on 9V battery, 50 mw audio output, 1  $\mu$ V sensitivity. Optional matching ABS plastic case lets you take it anywhere, features screened graphics and machined aluminum knobs for a real professional look. Compact—great for airshows or for just plain hanging around the airport.

Complete kit, AR-1 **\$24.95** Receiver case kit, CAR-1 **\$12.95**



### SHORTWAVE RECEIVER KIT

A fantastic receiver that captures the world with just a 12" antenna! Receives 4-11 MHz in 2 MHz bands, varactor tuned, superhet design with AGC, RF gain control, and 50 mw audio output. Uses new Signetics mixer chip for less than a microvolt sensitivity, runs on 9V battery. This is a fascinating scout, school or club project, and will provide hours of fun even to the most serious DX'er. Add the optional case kit and you have a real nice looking shortwave set.

Complete kit, SR-1 **\$24.95** Receiver case kit, CSR-1 **\$12.95**

### PACKET RADIO

Commodore 64/128 packet radio interface. Uses famous German Digicom software. Features EXAR IC chip set for reliable operation—runs HF or VHF tones. Includes FREE disk software, PC board, all necessary parts and full documentation.

Complete kit, PC-1 **\$49.95**

### FM COMMUNICATIONS/2 METER RECEIVER

Sensitive superhet FM receiver tunes any 5 MHz segment from 135-175 MHz. Listen to 2 mtr ham operations, high band police calls, weather or mobile phone calls! Easy to build receiver features varactor tuning, IC mixer stage, ceramic IF filters and dual conversion design with adjustable squelch. Less than 1  $\mu$ V sensitivity, runs on 9 V battery, with 50 mw audio output. Optional ABS case with screened graphics and machined aluminum knobs provide a nice professional look.

Complete kit, FR-7 **\$29.95** Receiver case kit, CFR-7 **\$12.95**

## NEW MINIKITS—NEW MINIKITS

### BROADBAND PREAMP

A sensitive all purpose preamp, ideal for scanners, TV sets, VHF, UHF rigs, counters, etc. Features low noise, 4 db NF, 20 db gain, 100 KHz-1 GHz operation. Runs on 9-12 VDC, 50 ohms input.

Complete kit, SA-7 **\$12.95**

### LIGHT BEAM COMMUNICATORS

Transmits modulated infrared light up to 30 feet without lenses, up to 1/4 mile using lenses. Uses 30 KHz carrier for hum-free operation, transmits thru windows, etc. Ideal for "bugs" or listening to IR remote controls. Transmitter has sensitive mike input, receiver uses PIN detector and drives speaker output. Units operates on 9-12 VDC.

Transmitter kit, LB-6 **\$8.95**  
Receiver kit, LB-5 **\$9.95**

### HIGH POWER FM WIRELESS MIKE

A high power unit that will transmit up to 1/2 mile to any FM broadcast radio. Sensitive input accepts any type of mike, will pick up normal voices 10 feet away using the available mini-electric mike cartridge. Operates on 9-12 VDC.

FM-4 kit **\$9.95**  
Sensitive microphone cartridge **\$2.95**

## 2 MTR & 220 BOOSTER AMP



Here's a great booster for any 2 meter or 220 MHz hand-held unit. These power boosters deliver over 30 watts of output allowing you to hit the repeaters full quieting while the low noise preamp remarkably improves reception. Ramsey Electronics has sold thousands of 2 mtr amp kits but now, we offer completely wired and tested 2 mtr as well 220 MHz units. Both have all the features of the high priced boosters at a fraction of the cost.

- 30 WATTS OUTPUT
- LOW NOISE PREAMP
- LOW COST
- RUGGED CAST ALUMINUM CASE
- ONE YEAR WARRANTY

PA-10 2 MTR POWER BOOSTER (10 X power gain) Fully wired & tested ..... **\$59.95**  
PA-20 220 MHz POWER BOOSTER (8 X power gain) Fully wired & tested ..... **\$59.95**

### COM-3

**\$2495.00** THE COMMUNICATIONS SERVICE MONITOR THAT WORKS HARDER FOR LESS.

Introducing COM-3... the new service monitor designed by service technicians for service technicians. It works harder for less... giving you advanced testing capabilities at a very affordable price.

**FEATURES** • Direct entry keyboard with programmable memory • Audio & transmitter frequency counter • LED bar graph frequency/error deviation display • 0.1-10,000  $\mu$ V output levels • High receive sensitivity, less than 5  $\mu$ V • 100 KHz to 999.9995 MHz Continuous frequency coverage • Transmit protection, up to 100 watts • CTS tone encoder, 1 KHz and external modulation

### CT-70 7 DIGIT 525 MHz



**\$139.95** WIRED INCLUDES AC ADAPTER

### CT-90 9 DIGIT 600 MHz



**\$169.95** WIRED INCLUDES AC ADAPTER

### CT-50 8 DIGIT 600 MHz



**\$189.95** WIRED INCLUDES AC ADAPTER

### CT-125 9 DIGIT 1.2 GHz



**\$189.95** WIRED INCLUDES AC ADAPTER

## FREQUENCY COUNTERS

Ramsey Electronics has been manufacturing electronic test gear for over 10 years and is recognized for its lab quality products at break-through prices. All of our counters carry a full one year warranty on parts and labor. We take great pride in being the largest manufacturer of low cost counters in the entire USA. Compare specifications. Our counters are full featured, from audio to UHF, with FET high impedance input, proper wave shaping circuitry and durable high quality epoxy glass, plated-thru PC Board construction. All units are 100% manufactured in the USA.

### ACCESSORIES FOR COUNTERS

- Telescopic whip antenna—BNC plug ..... **\$ 8.95**
- High impedance probe, light loading ..... **16.95**
- Low pass probe, audio use ..... **16.95**
- Direct probe, general purpose use ..... **13.95**
- Tilt bail for CT-70, 90 & 125 ..... **3.95**
- Nicad pack for CT-70, 90 & 125 ..... **8.95**

MODEL	FREQ RANGE	SENSITIVITY	ACCURACY	DIGITS	RESOLUTION	PRICE
CT-70	20 Hz-550 MHz	< 50 mv To 150 MHz	1 PPM	7	1 Hz, 10Hz, 100Hz	<b>139.95</b>
CT-90	10 Hz-600 MHz	< 10mv To 150 MHz < 150mv To 600 MHz	1 PPM	9	0.1Hz, 10Hz, 100 Hz	<b>169.95</b>
CT-50	5 Hz-600 MHz	LESS THAN 25 mv	1 PPM	8	1Hz, 10Hz	<b>189.95</b>
CT-125	10 Hz-1.25 GHz	< 25mv @ 50 MHz < 15mv @ 500 MHz < 100mv @ 800 MHz	1 PPM	9	0.1Hz, 1Hz, 10Hz	<b>189.95</b>
CT-90 WITH OV-1 OPTION	10 Hz-600 MHz	< 10mv To 150 MHz < 150mv To 600 MHz	0.1 PPM	9	0.1Hz, 1Hz, 10Hz	<b>229.90</b>

## MINI KITS—EASY TO ASSEMBLE—FUN TO USE

### TONE DECODER

A complete tone decoder on a single PC board. Features: 400-5000 Hz adjustable range via 20 turn pot, voltage regulation, 567 IC. Useful for touch-tone burst detection, FSK, etc. Can also be used as a stable tone encoder. Runs on 5 to 12 volts.

Complete kit, TD-1 **\$5.95**

### COLOR ORGAN

See music come alive! 3 different lights flicker with music. One light each for, high, mid-range and lows. Each individually adjustable and drives up to 300 W, runs on 110VAC.

ML-1 Kit, **\$8.95**

### VOICE ACTIVATED SWITCH

Voice activated switch kit provides switched output with current capability up to 100 mA. Can drive relays, lights, LED or even a tape recorder motor. Runs on 9 VDC.

VS-1 KIT **\$6.95**

### VIDEO MODULATOR

Converts any TV to video monitor. Super stable, tunable over ch 4-6. Runs on 5-15V accepts std. video signal. Best unit on the market! Complete kit, VD-1

**\$7.95**

### LED Blinky KIT

Alternately flashes 2 jumbo LEDs. Use for name badges, buttons, warning panel lights. Runs on 3 to 15 volts.

BL-1 Kit, **\$2.95**

### UNIVERSAL TIMER

Provides the basic parts and PC board required to provide a source of precision timing and pulse generation. Uses 555 timer IC and includes a range of parts for most timing needs.

UT-5 KIT **\$5.95**

### MAD BLASTER

Produces LOUD ear shattering and attention getting siren like sound. Can supply up to 15 watts of obnoxious audio. Runs on 6-15 VDC.

MB-1 Kit **\$4.95**

### WHISPER LIGHT

An interesting kit, small mike picks up sounds and converts them to light. The louder the sound, the brighter the light. Includes mike, controls up to 300 W, runs on 110 VAC.

WL-1 Kit **\$6.95**

### FM WIRELESS MIKE

Transmits up to 300' to any FM broadcast radio, uses any type of mike. Runs on 3 to 9V. Type FM-2 has added sensitive mike preamp stage.

FM-1 Kit **\$3.95**

FM-2 Kit **\$4.95**

### SIREN

Produces upward and downward wail. 5 W peak audio output, runs on 3-15 volts, uses 3-45 ohm speaker.

Complete kit, SM-3 **\$2.95**

### SUPER SLEUTH

A super sensitive amplifier which will pick up a pin drop at 15 feet! Great for monitoring baby's room or as general purpose amplifier. Full 2W rms output, runs on 6 to 15 volts, uses 8-45 ohm speaker.

BN-9 Kit **\$5.95**

### 60 Hz TIME BASE

Runs on 5-15 VDC. Low current (25ma) 1 min/month accuracy

TB-6 Kit **\$5.50**  
TB-6 Assy **\$9.95**

### TELEPHONE TRANSMITTER

Low cost with professional performance. Features include: self phone line powered, tunable from 76 to 100 MHz, polarity antisensitive, compact size (1/2" x 1/4"), easily installs anywhere on the phone line or inside the instrument itself.

PB-1 KIT **\$14.95**

### FM RECEIVER

For built-in applications or hobby experimentation. Full fledged super-hetrodyne receiver, microvolt sensitivity, 10.7 MHz IF, integrated circuit detector, 50 mw audio amplifier, 9V external power source, operation on standard FM broadcast band as well as large portions on each side, compact (6" square), for bug detection or reception

FR-1 KIT **\$14.95**

### FM MINI MIKE

A super high performance FM wireless mike kit! Transmits a stable signal up to 300 yards with exceptional audio quality by means of its built in electret mike. Kit includes case, mike, on-off switch, antenna, battery and super instructions. This is the finest unit available.

FM-3 Kit **\$14.95**

FM-3 Wired and Tested **19.95**

### NEW

### NEW

### MICROWAVE INTRUSION ALARM

A real microwave doppler sensor that will detect a human as far as 10 feet away. Operates on 1.3 GHz and is not affected by heat, light or vibrations. Drives up to 100 ma output, normally open or closed, runs on 12 VDC.


Complete Kit, MD-3 **\$16.95**

### SPEECH SCRAMBLER

Communicate in total privacy over your telephone or radio. This scrambler kit features full duplex operation using frequency inversion. Runs on a 9 volt battery. Both mike and line or speaker output/inputs. Easy to connect to any radio—telephone use requires no direct connection! Easy to build, uses IC DBM circuitry. Can also be used to descramble most com. scramblers.

Complete kit, SS-7 **\$29.95**

Case kit, CSS-7 **12.95**



TERMS: • satisfaction guaranteed • examine for 10 days; if not pleased, return in original form for refund • add 6% for shipping and insurance to a maximum of \$10.00 • foreign add 15% for surface mail • COD add \$2.50 (COD in USA only) • orders under \$20.00 add \$1.50 • NY residents add 7% sales tax • 90 days parts warranty on all kits • 1 year parts & labor warranty on all wired units.

PHONE ORDERS CALL

**716-586-3950**

FAX 716-586-4754

RAMSEY ELECTRONICS, INC., 2575 Baird Rd., Penfield, N.Y. 14526



## QRZ CONTEST!™

VHF Contest Software  
for PC Compatibles

- Now only \$19.95 postage paid
- Covers: ARRL Sprints, VHF QSO Parties, UHF, Jan. Sweepstakes, & the CQ World Wide VHF WPX
- Menu driven and user friendly
- Color and options user configured
- Grids worked display on-line!
- Full dupe checking & log editor
- Full cursor control for data entry
- Handles multi-op contest stations
- Handles 4000 contacts with 256K
- + HF Version available Jan. 1989


ATFAB Computers and Electronics

P.O. Box 4766

Maineville, OH 45039

(513) 683-2042

ATFAB  
Computers and Electronics



Accepted

CIRCLE 357 ON READER SERVICE CARD



## FREE IBM - PC SOFTWARE CATALOG

- For Hams, Electrical Engineers and Finicky PC Users.
- Hundreds of programs tested to IDS's rigid standards.
- IDS's president is a HAM and hard to please. Only 30% of the programs submitted for testing make it to the catalog.
- He's also a Cheapskate! ▪

Programs Include:

CW CODE PRACTICE • CONTEST LOG • accurate BEAM HEADINGS • GRAPHIC on-screen-plotting CALCULATORS • CIRCUIT DESIGN AIDS • super-tested PROPAGATION FORECASTING • TERMINAL EMULATION

NONE OF OUR DISKS COST OVER \$3.95!!

Please send your Name and Address (we would be grateful for \$.65 cash or stamps for postage, but not required) to:

**INTERCON Data Systems**

Dept. 7, P.O. Box 696

Gambrills, MD 21054-0696

CIRCLE 358 ON READER SERVICE CARD

# STRANGE Electrical Books



## TESLA COIL SECRETS!

Page through the private notebooks of a builder of lightning bolt generators! Incredible diagrams and secrets! Rare info! Paperback book. Only \$6.95

## HAMMARLUND Shortwave Manual!

Build 12 different hot shortwave receivers from this 1937 construction manual. Photos, diagrams, text! Wall-to-wall how to! Only \$4.95

## MUCH MORE!

Other great books on getting high power from auto alternators, run three phase motors on single phase, high voltage projects, perpetual motion, Tesla's lost inventions, magnets, unusual electrical instruments, lightning bolt generators, and much more!

## Experimental Science

Incredible two volume set from 1906. Build cameras, phonograph, hydraulic ram, Geissler tube, microscope, batteries, lenses, much, much more. Classic how-to reference. Over 1000 pages. Two volume set only \$34.95!



## OFFICIAL 1934 Shortwave Manual

Build simple but powerful shortwave radios from plans in this 1934 handbook. Includes new chapter showing how to use transistors to replace tubes! Heavily illustrated paperback! Excellent! Only \$14.95

## MANY OTHERS:

Static Electricity \$5.95, Electrical Designs \$11.50, Experimental Physics \$23.95, Storage Batteries \$8.95, Power Inverter Technology \$4.00, Armature Winding & Motor Repair \$16.95, 50 Perpetual Motion Mechanisms \$3.75, more! See Catalog!




## ORDER FROM THIS AD TODAY!

Check, MO, Visa, MC. Handling: 75¢ first book, 25¢ each additional. Money-back guarantee.

## OR WRITE FOR A CATALOG!

Write for your copy of Lindsay's unusual Electrical Books catalog and see for yourself what you've been missing! Send \$1.00 (US & Canada) or \$3.00 foreign airmail. We'll send your catalog immediately! Write today!



## Lindsay's Electrical Books

PO Box 12-WB3, Bradley IL 60915

Send the books marked and a free catalog!


Send just a catalog! \$1.00 enclosed...

Name \_\_\_\_\_

Address \_\_\_\_\_

City \_\_\_\_\_ St \_\_\_\_\_ Zip \_\_\_\_\_

## UAI-10 AND UAI-20 UNIVERSAL REPEATER/LINK AUDIO INTERFACE



Detailed application manual

Low power operation, 19ma @ 12v

CTCSS decoder on the UAI-20 only

Assembled, tested, one year warranty

Link monitor-mix/monitor mute control

Adjustable repeater/link/DTMF audio outputs

Selectable DTMF mute on repeater and link audio

Repeater, link, auxiliary and control audio inputs

UAI-10

**\$44.00**

UAI-20

**\$89.00**

**CREATIVE CONTROL PRODUCTS**

3185 Bunting Avenue  
Grand Junction, CO 81504  
(303) 434-9405



CIRCLE 306 ON READER SERVICE CARD

## antenneX

"The mini-magazine for antenna experimenters"

DO YOU —

- Have a lousy mobile signal on all bands?
- Need an inexpensive directional antenna for 10 meters?
- Can't choose between a vertical or horizontal antenna?
- Need a low noise antenna for 160 meters?
- Want to design an antenna but don't want to redo the wheel?
- Need a program for antenna design and antenna plotting?
- Want to find out if someone else has solved your problem?
- Don't know what antenna is best for hamsats or others?
- Need a disguised mobile antenna for the car?
- Want a cheap automatic antenna coupler for any type rig?
- Just want to learn more about antennas?

THEN YOU MUST SUBSCRIBE TO - antenneX

antenneX is a mini-magazine for antenna experimenters from the new ham to the oldtimer. There is something for everyone. From computer-aided design to reference table of dipole measurements to a question and answer column. Everyone will find something of interest!

A one year subscription is only \$11.97 for Continental USA and possessions. \$17.00 for foreign surface mail.

Send your subscription to:

## antenneX

P.O. Box 8995 Dept. 19 Corpus Christi, TX 78412

CIRCLE 82 ON READER SERVICE CARD

## INTERNATIONAL RADIO AND COMPUTER, INC. ANNOUNCES



It is the newest ICOM dealer in the South East.

★ We stock a complete line of ICOM radios and accessories.

★ We guarantee the reliability of everything we sell with a complete performance and function check.

★ We offer complete and efficient service of all our ICOM and other quality products with Factory Service parts.

★ We have been servicing the amateur radio community for eight years and have 1000's of satisfied customers across the country.

Call us for a quote before you make your next ICOM purchase.

(407) 879-6868

Send for our **FREE** catalog including KENWOOD, YAESU and our complete line of radio and computer accessories.

INTERNATIONAL  
RADIO AND COMPUTERS, INC.  
751 South Macedo Blvd.  
Port St. Lucie, FL 34983

CIRCLE 97 ON READER SERVICE CARD



# TCM 3105 Modem for the Digicom > 64

*A mini-modem for 1200 Baud packet.*

by Craig Rader N4PLK, John Krohn KJ4GP, Sam Baine W4KUM, and Mike Zinicola WD4PVS


**A**nother modem for the Digicom > 64 TNC Emulator program? Yes! This one is different from Barry W2UP's packet modem (see the August 1988 issue of 73) in that it works exclusively on 10 meters, VHF, and UHF at 1200 baud. It's cheap and very small—so small, in fact, that some Digicom enthusiasts are installing this little jewel *inside* their Commodores!

The prime mover of this simple modem is a single 16-pin modem IC, the TCM 3105, manufactured by Texas Instruments. This IC, powered by 5 volts, handles all modulation/demodulation functions digitally. You can attach it directly to the cassette port of the Commodore 64 and 128. Because the TCM 3105 consumes little power, you may operate other programs and peripherals concurrently.

## Get on 2 Meters Quickly and Cheaply

If you have operated HF packet, you know that the mode is difficult even with expensive interfaces. A tuning aid, such as an oscilloscope or LED bar graph, is necessary. Sophisticated filtering, such as that found in expensive modems, is also desirable. If you're a newcomer to packet, you may not want to get involved in all that at first. For packet newcomers, 2-meters is the place to start, and this modem will get you on there quickly and cheaply.

The idea for this modem came originally from the West German authors of Digicom. In their German program documentation, we include a basic, hand-drawn schematic. Over time, as a result of use and testing, we made additions and modifications. For example, we added front-end audio limiting and a watchdog timer. With the aid of applications engineers at Texas Instruments, they made



*Get on 1200 KB packet with this little gem.*

several circuit modifications to improve the modem's sensitivity.

We came up with the following PC board and construction design to make the Digicom program more accessible to people. We hope that the low cost and ease of construction will encourage more newcomers to join the packet mode.

## Assembly

The component layout diagram (Figure 2) shows the PC board parts mounted as they appear on the non-foil side of the board. Hold the PC board up to a light to see the foil traces on the opposite side, and use these traces to guide you in parts placement.

The design uses a right-angle, six-contact card-edge connector (Dale EBT156-6R1W). It's possible to use a regular solder tail connector, as the solder points will line up the bar traces on the PC board. Apply a thick line of plastic cement to the board/connector joint in this case, to prevent the solder tails from

breaking off. The PC card is installed in the Commodore's cassette port, *foil side down*.

Note carefully the orientation of the IC and ensure that the IC socket is soldered correctly for proper orientation of the chip. Do not install the IC until soldering is complete and the board has been tested for shorts.

When assembly is complete (and before installing the IC), make a continuity check between pin 2(B) of the cassette port connector and the other pins. As you look straight at the computer side of the connector, with the non-foil side of the PC board up, pin 1(A) is at your right and pin 6(F) is at your left. With R9 turned fully counter-clockwise, there should be at least 100k $\Omega$  between pin B and the other pins. If there is less resistance, you have a solder

bridge somewhere. Check the entire PC card carefully for solid solder connections and solder bridges.

You will need to make four connections to your transceiver: push-to-talk, microphone, speaker (audio from the transceiver), and ground. You're lucky if you can get audio from the front panel of the rig (as in the new ICOM models) because then you'll need only one cable. If you can get audio only from a separate jack on the rig, then you'll need a separate cable. Join the ground from the audio line with the ground from the MIC/PTT line at the PC card.

If you use an HT with this modem and the HT's PTT circuit is combined with the MIC circuit, then join the two lines from the modem before they reach the jack on the HT. This is normally done with a resistor in the PTT line and a 0.1 $\mu$ F capacitor in the MIC line. The value of the resistor varies with the brand, but 3.3k $\Omega$  works with the Yaesu and 30k $\Omega$  with the ICOM. If you have a friend



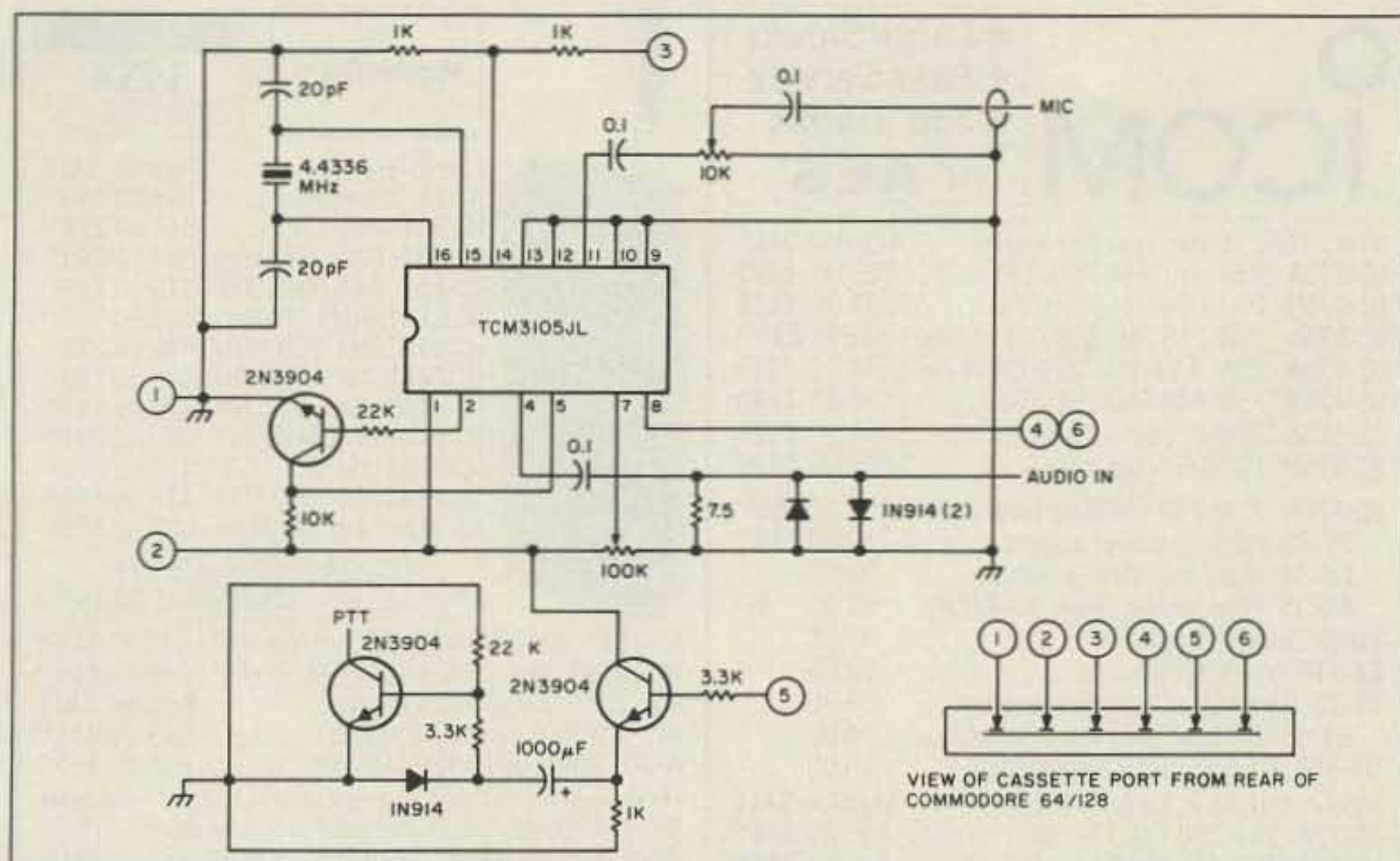


Figure 1. Schematic for the plug-in modem for Digicom > 64.

with a TNC, ask him what the directions say for connecting your brand of HT to his TNC. Whatever works for TNCs will work for this modem.

There are some transceivers, particularly those with PTT relays, that won't key up with a small transistor like the one used on the modem board. If you have such a transceiver, you could insert an opto-isolator, such as a TIL-119, in the circuit. This low-cost, 6-pin IC will key transceivers with PTT voltages as great as 100.

#### Pinout for the TIL-119

1. Connect to pin 2 of the cassette port (5 volts) through a 3.3kΩ resistor.
2. Connect to the PTT pin on the modem header.
3. No connection.
4. Connect to negative side of transceiver PTT circuit.

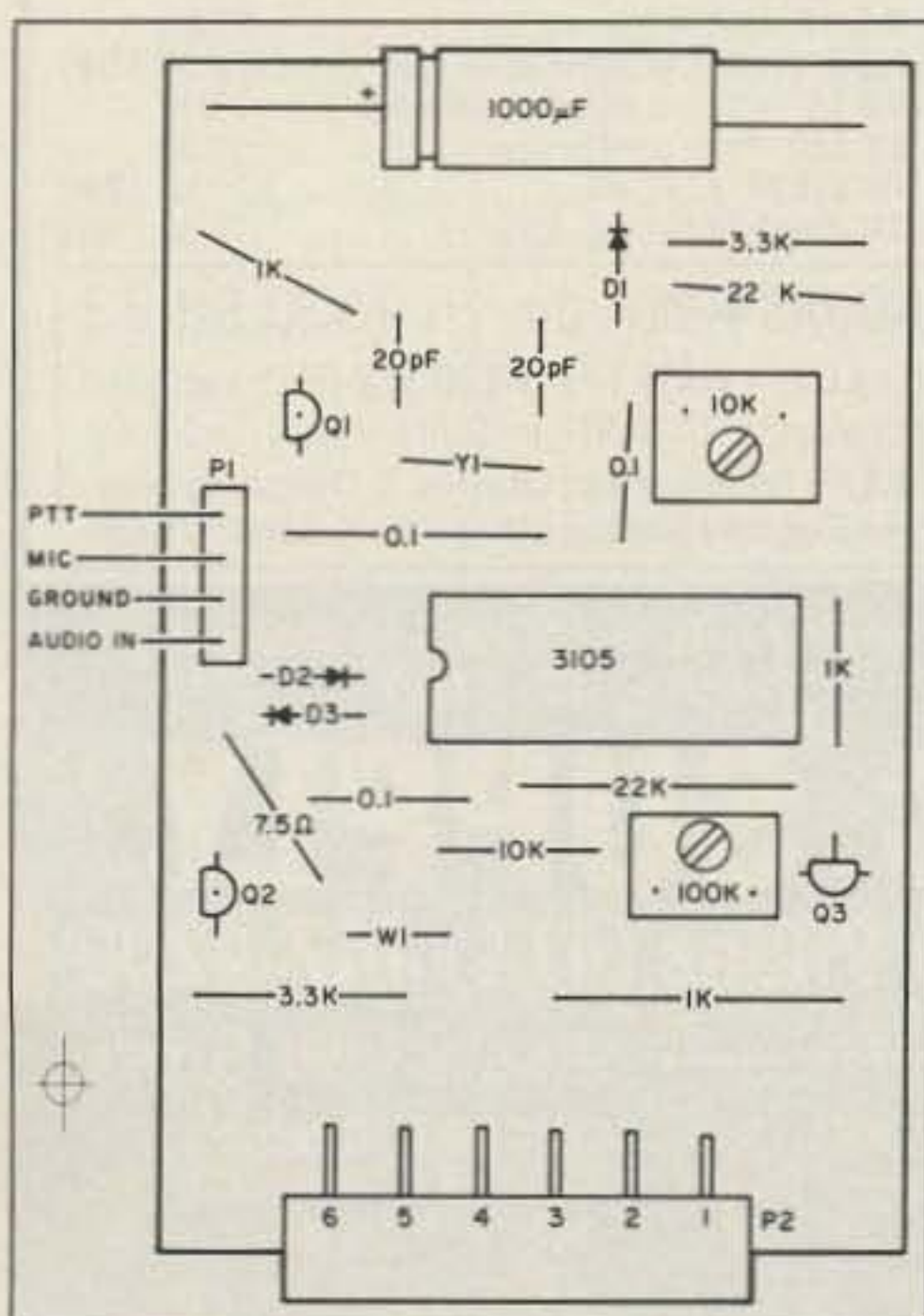


Figure 2. Parts placement diagram.

5. Connect to positive side of transceiver PTT circuit.
6. No connection.

#### Tuning and Testing

Install the IC chip, correctly positioned, into its socket and install the modem into the cassette port while the computer is off. Turn the computer on and feel the IC chip. If it is warm at all, turn off the power and remove the modem from the cassette port. Recheck the modem for IC orientation, solder bridges, and incomplete connections.

R9 adjusts the receive bias of the TCM 3105JL. The quickest and easiest way to make this adjustment is to boot up the Digicom program when the packet frequency is busy, and adjust R9 until Digicom starts printing data. Of course, you must have the monitor functions of the program turned on. Alternatively, you can adjust R9 for the presence of the correct voltage on pin 7 of the IC chip. With 5 volts applied to the modem, R9 should decode when 2.26 volts are present at

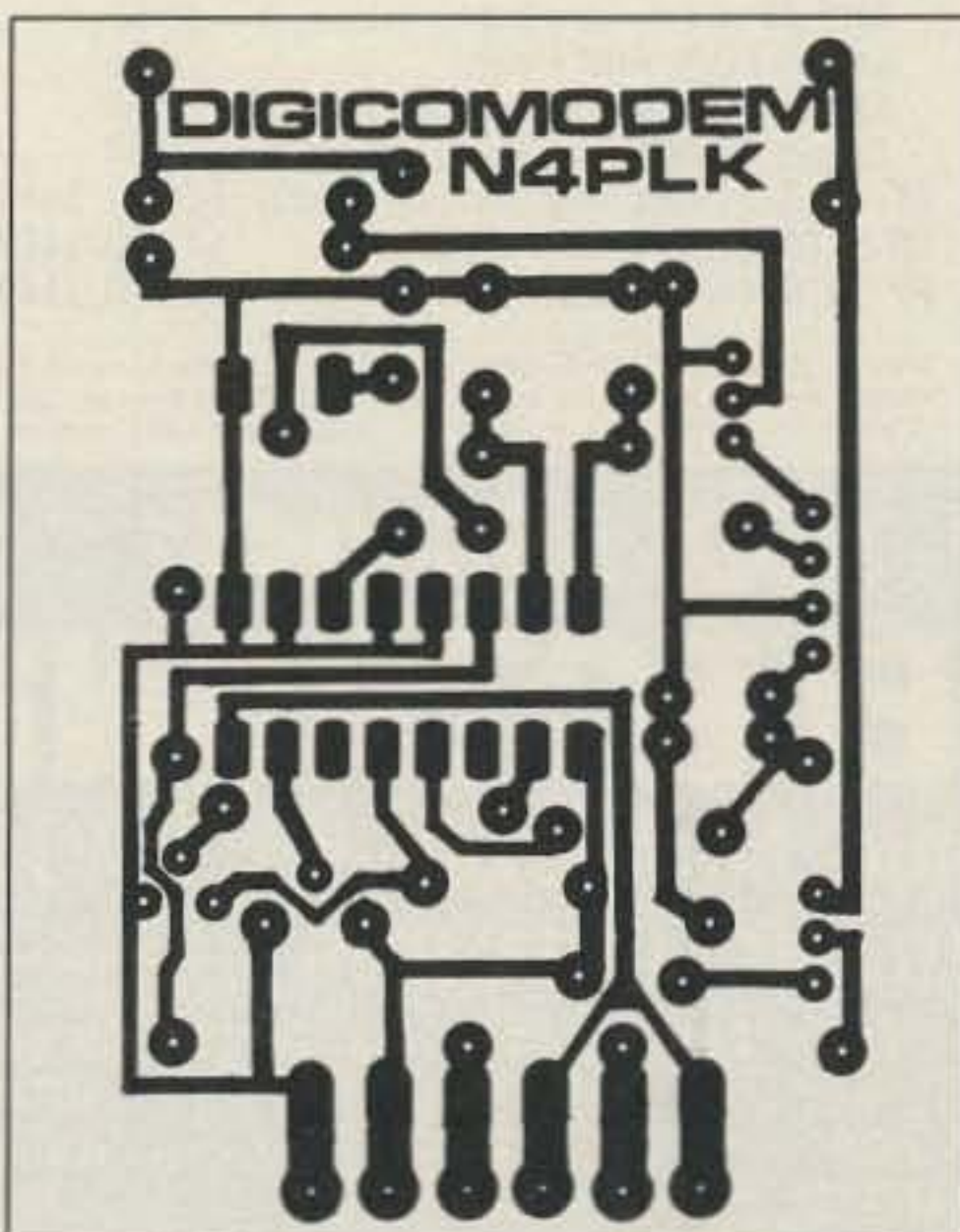


Figure 3. Etching pattern for the PC board.

pin 7. Digicom doesn't have to be running, but be careful not to short adjacent pins with the voltmeter probe.

R4 controls the AFSK audio output from the modem to the MIC input of your transceiver. You don't want to overdrive your rig so adjust it for the minimum output that will give reliable reception. Send UNPROTO packets via a local digipeater and watch your screen. If you see your rig transmitting, but the digi is not repeating your data, you know the output is too low.

A 30-second watchdog timer incorporated in the modem design should be adequate for any packet transmissions. If longer time-out periods are desired, you may increase the value of C6. However, remember that the sole function of this timer is to drop out the PTT circuit if it is accidentally keyed while you are not present. The longer the time-out period, the greater the chance of frying your rig. Be conservative and go with the shortest time-out period.

#### Parts Availability

The following distributor is given as a source for the TCM 3105JL modem IC, the 4.4336-MHz crystal, and the 6-pin (double) card-edge connector, although other distributors carry the parts: *Active Electronics, 133 Flanders Road, Westboro MA 01581; 1-800-228-4834.*

Complete kits will be available at the price of \$38.50 plus postage (US and Canada, \$2.50; other countries, \$5.00). These kits will include a high-quality printed circuit board and all components necessary to get the modem on the air, excluding the transceiver cable. Money orders in US currency only, please. Contact *Craig Rader N4PLK, 922 Baltimore Drive, Orlando FL 32810-5531.*

#### Parts List

Resistors			
R1	1k	R7	10k
R2	3.3k	R8	22k
R3	220k	R9	100k single-turn pot
R4	10k	R10	1k single-turn pot
R5	1k	R11	3.3k
R6	7.5Ω		

Capacitors			
Poly, Mylar, or tantalum			
C1	20pF	C4	0.1μF
C2	20pF	C5	0.1μF
C3	0.1μF	C6	1000μF (electrolytic)

- Other**
- D1, D2, D3 1N914 diodes
  - Y1 4.4336 MHz HC-18 case crystal
  - Q1, Q2, Q3 2N3904 NPN transistors
  - U1 TCM 3105JL FSK Modem IC
  - P1 4-pin header (0.1" spacing)
  - P2 6-pin card-edge connector (Dale EBT156-6R1W)
  - W1 wire jumper
  - 16-pin IC socket (PC mount)
  - Case (if desired)
  - 4-conductor shielded transceiver cable
  - Audio cable (if required)




HF Equipment Regular SALE  
 IC-781 Xcvt/Rcvr/ps/tuner/scope ... 5995.00 Call



IC-761 Xcvt/Rcvr/ps/tuner ..... 2699.00 2369  
 HM-36 Scanning hand microphone 47.00  
 SP-20 Ext. speaker w/audio filter .. 149.00 139<sup>95</sup>  
 FL-101 250 Hz 1st IF CW filter ..... 73.50  
 FL-53A 250 Hz 2nd IF CW filter .... 115.00 109<sup>95</sup>  
 FL-102 6 kHz AM filter ..... 59.00  
 EX-310 Voice synthesizer ..... 59.00



IC-751A 9-band xcvt/.1-30 MHz rcvt 1699.00 1469  
 PS-35 Internal power supply ..... 219.00 199<sup>95</sup>  
 FL-32A 500 Hz CW filter (1st IF).... 69.00  
 FL-63A 250 Hz CW filter (1st IF).... 59.00  
 FL-52A 500 Hz CW filter (2nd IF).... 115.00 109<sup>95</sup>  
 FL-53A 250 Hz CW filter (2nd IF).... 115.00 109<sup>95</sup>  
 FL-33 AM filter ..... 49.00  
 FL-70 2.8 kHz wide SSB filter ..... 59.00  
 RC-10 External frequency controller 49.00



IC-735 HF transceiver/SW rcvt/mic 1099.00 949<sup>95</sup>  
 PS-55 External power supply ..... 219.00 199<sup>95</sup>  
 AT-150 Automatic antenna tuner ... 445.00 369<sup>95</sup>  
 FL-32A 500 Hz CW filter ..... 69.00  
 EX-243 Electronic keyer unit ..... 64.50  
 UT-30 Tone encoder ..... 18.50

**Other Accessories Regular SALE**  
 IC-2KL 160-15m solid state amp w/ps 1999.00 1699  
 PS-15 20A external power supply ..... 175.00 159<sup>95</sup>  
 PS-30 Systems p/s w/cord, 6-pin plug 349.00 319<sup>95</sup>  
 MB Mobile mount, 735/751A/761A... 25.99  
 SP-3 External speaker ..... 65.00  
 SP-7 Small external speaker ..... 51.99  
 CR-64 High stab. ref. xtal for 751A... 79.00  
 PP-1 Speaker/patch ..... 179.00 164<sup>95</sup>  
 SM-6 Desk microphone ..... 47.95  
 SM-8 Desk mic - two cables, Scan.... 89.00  
 SM-10 Compressor/graph EQ, 8 pin mic 149.00 139<sup>95</sup>  
 AT-100 100W 8-band auto. antenna tuner 445.00 389<sup>95</sup>  
 AT-500 500W 9-band auto. antenna tuner 589.00 519<sup>95</sup>  
 AH-2 8-band tuner w/mount & whip 659.00 589<sup>95</sup>  
 AH-2A Antenna tuner system, only.... 519.00 449<sup>95</sup>  
 GC-5 World clock ..... 91.95 79<sup>95</sup>

**ICOM**

★ Large Stocks  
 ★ Fast Service  
 ★ Top Trades  
 at **AES**

**VHF/UHF base multi-modes Regular SALE**  
 IC-275A 25W 2m FM/SSB/CW w/ps 1299.00 1069  
 IC-275H 100W 2m FM/SSB/CW ..... 1399.00 1129  
 IC-375A 25W 220 FM/SSB/CW (c/o) 1399.00 899<sup>95</sup>  
 IC-475A 25W 440 FM/SSB/CW w/ps 1399.00 1099  
 IC-475H 75W 440 FM/SSB/CW ..... 1599.00 1289  
 IC-575A 25W 6/10m xcvt w/ps ..... 1399.00 1129  
 IC-575H 100W 6/10m xcvt ..... 1699.00 1499  
 IC-471H 75W 430-450MHz base (c/o) 1399.00 989<sup>95</sup>  
 PS-35 Internal power supply ..... 219.00 199<sup>95</sup>  
 AG-35 Mast mounted preamp ..... 99.95  
 AG-35 (Purchased with IC-471H) 99.95 9<sup>95</sup>  
 SM-6 Desk microphone ..... 47.95  
 EX-310 Voice synthesizer ..... 59.00  
 TS-32 CommSpec encode/decoder.... 59.95  
 UT-15 Encoder/decoder interface... 34.00  
 UT-15S UT-15S w/TS-32 installed.... 96.00

**VHF/UHF/1.2 GHz Mobiles Regular SALE**  
 IC-37A 25w 220 FM/TTP mic... (c/o) 499.00 349<sup>95</sup>  
 IC-47A 25w 440 FM/TTP mic... (c/o) 549.00 399<sup>95</sup>  
 PS-45 Compact 8A power supply ... 145.00 134<sup>95</sup>  
 UT-16/EX-388 Voice synthesizer ... 34.99  
 SP-10 Slim-line external speaker ... 35.99  
 IC-28A 25W 2m FM, TTP mic ..... 469.00 409<sup>95</sup>  
 IC-28H 45W 2m FM, TTP mic ..... 499.00 439<sup>95</sup>  
 IC-38A 25W 220 FM, TTP mic ..... 489.00 349<sup>95</sup>  
 IC-48A 25W 440-450 FM, regular mic 459.00 369<sup>95</sup>  
 IC-48A 25W 440-450 FM, TTP mic .... 509.00 449<sup>95</sup>  
 HM-14 Extra TTP microphone ..... 59.00  
 UT-28 Digital code squelch ..... 39.50  
 UT-29 Tone squelch decoder ..... 46.00  
 HM-16 Speaker/microphone ..... 34.00  
 IC-228A 25W 2m FM/TTP scan mic... 509.00 449<sup>95</sup>  
 IC-228H 45W 2m FM/TTP scan mic... 539.00 479<sup>95</sup>  
 UT-40 Pocket beep function ..... 45.00  
 IC-900A Transceiver controller..... 639.00 569<sup>95</sup>

★ **Package Special ...**

IC-900A Transceiver controller with UX-29H  
 2m/45W and UX-39A 220/25W band units.

**\$969<sup>95</sup>**

UX-19A 10m 10W band unit ..... 299.00 269<sup>95</sup>  
 UX-29A 2m 25W band unit..... 299.00 269<sup>95</sup>  
 UX-29H 2m 45W band unit..... 349.00 319<sup>95</sup>  
 UX-39A 220MHz 25W band unit.... 349.00 289<sup>95</sup>  
 UX-49A 440MHz 25W band unit.... 349.00 319<sup>95</sup>  
 UX-59A 6m 10W unit ..... 349.00 319<sup>95</sup>  
 UX-129A 1.2GHz 10W band unit ... 549.00 499<sup>95</sup>  
 IC-1200A 10W 1.2GHz FM Mobile.... 699.00 549<sup>95</sup>  
 IC-3200A 25W 2m/440 FM/TTP (c/o) 695.00 499<sup>95</sup>  
 UT-23 Voice synthesizer..... 34.99  
 IC-3210A 25w 2m/440 FM/TTP ..... 739.00 649<sup>95</sup>  
 AH-32 2m/440 Dual Band antenna ... 39.00  
 AHB-32 Trunk-lip mount ..... 35.00  
 Larsen PO-K Roof mount ..... 20.00  
 Larsen PO-TLM Trunk-lip mount .... 22.00  
 Larsen PO-MM Magnetic mount .... 22.00  
 RP-1210 1.2GHz 10W 99 ch FM xcvt 1529.00 1349  
 RP-2210 220MHz 25W repeater ..... 1649.00 1469  
 RP-3010 440MHz 10W FM repeater... 1299.00 1149

Due to the size of the ICOM product line, some accessory items are not listed. If you have a question, please call. All prices shown are subject to change without notice.



**Hand-helds Regular SALE**  
 IC-2A 2-meters..... 289.00 259<sup>95</sup>  
 IC-2AT with TTP..... 319.00 279<sup>95</sup>  
 IC-3AT 220/TTP (c/o) 349.00 269<sup>95</sup>  
 IC-4AT 440 MHz, TTP 349.00 299<sup>95</sup>  
 IC-02AT/High Power 409.00 349<sup>95</sup>  
 IC-03AT for 220 MHz 449.00 289<sup>95</sup>  
 IC-04AT for 440 MHz 449.00 389<sup>95</sup>  
 IC-u2AT for 2m w/TTP 329.00 289<sup>95</sup>  
 IC-u4AT 440 MHz, TTP 369.00 299<sup>95</sup>  
 IC-2GAT for 2m, TTP 429.00 379<sup>95</sup>  
 IC-4GAT 440MHz, TTP 449.00 399<sup>95</sup>  
 IC-32AT 2m/440MHz 629.00 559<sup>95</sup>

IC-u2A for 2m w/o TTP  
 Reg. \$299 - Closeout \$249<sup>95</sup>

IC-12AT 1W 1.2GHz FM HT/batt/cgr/TTP 473.00 369<sup>95</sup>  
 IC-12GAT Dlx 1/7W 1.2GHz FM HT/TTP 529.00 469<sup>95</sup>  
**Aircraft band handhelds Regular SALE**  
 A-2 5W PEP synth. aircraft HT..... 525.00 479<sup>95</sup>  
 A-20 Synth. aircraft HT w/VOR..... 625.00 569<sup>95</sup>

**Accessories for all except micros Regular**  
 BP-7 425mah/13.2V Nicad Pak - use BC-35 79.00  
 BP-8 800mah/8.4V Nicad Pak - use BC-35 ... 79.00  
 BC-35 Drop in desk charger for all batteries 79.00  
 BC-16U Wall charger for BP7/BP8..... 21.25  
 LC-11 Vinyl case for Dlx using BP-3 ..... 20.50  
 LC-14 Vinyl case for Dlx using BP-7/8 ..... 20.50  
 LC-02AT Leather case for Dlx models w/BP-7/8 54.50

**Accessories for IC and IC-O series Regular**  
 BP-2 425mah/7.2V Nicad Pak - use BC35.... 49.00  
 BP-3 Extra Std. 250 mah/8.4V Nicad Pak ... 39.50  
 BP-4 Alkaline battery case ..... 16.00  
 BP-5 425mah/10.8V Nicad Pak - use BC35 65.00  
 CA-5 5/8-wave telescoping 2m antenna ..... 19.95  
 CP-1 Cig. lighter plug/cord for BP3 or Dlx ... 13.65  
 CP-10 Battery separation cable w/clip ..... 22.50  
 DC-1 DC operation pak for standard models 24.50  
 MB-16D Mobile mtg. bkt for all HTs..... 25.99  
 LC-2AT Leather case for standard models.... 54.50  
 RB-1 Vinyl waterproof radio bag..... 35.95  
 HM-9 Speaker microphone..... 47.00  
 HS-10 Boom microphone/headset ..... 24.50  
 HS-10SA Vox unit for HS-10 & Deluxe only 24.50  
 HS-10SB PTT unit for HS-10..... 24.50  
 SS-32SMP Commspec 32-tone encoder ..... 27.95

For other HT Accessories not listed please CALL

**Receivers Regular SALE**  
 R-71A 100kHz to 30MHz receiver..... \$999.00 869<sup>95</sup>  
 RC-11 Infrared remote controller.... 70.99  
 FL-32A 500 Hz CW filter ..... 69.00  
 FL-63A 250 Hz CW filter (1st IF) .... 59.00  
 FL-44A SSB filter (2nd IF)..... 178.00 159<sup>95</sup>  
 EX-257 FM unit..... 49.00  
 EX-310 Voice synthesizer ..... 59.00  
 CR-64 High stability oscillator xtal 79.00  
 SP-3 External speaker ..... 65.00  
 CK-70 (EX-299) 12V DC option..... 12.99  
 MB-12 Mobile mount ..... 25.99  
 R-7000 25MHz to 2GHz scan rcvt ..... 1199.00 1049  
 RC-12 Infrared remote controller.... 70.99  
 EX-310 Voice synthesizer ..... 59.00  
 TV-R7000 ATV unit..... 139.00 129<sup>95</sup>  
 AH-7000 Radiating antenna ..... 99.00 (16)

**HOURS • Mon. thru Fri. 9-5:30; Sat. 9-3**

Milwaukee WATS line: 1-800-558-0411 answered evenings until 8:00 pm Monday thru Thursday.  
 WATS lines are for Quotes & Ordering only, use Regular line for other Info & Service dept.

**Order Toll Free: 1-800-558-0411 In Wisconsin (outside Milwaukee Metro Area) 1-800-242-5195**

**AMATEUR ELECTRONIC SUPPLY<sup>®</sup> Inc.**

4828 W. Fond du Lac Avenue; Milwaukee, WI 53216 • Phone (414) 442-4200

**AES<sup>®</sup> BRANCH STORES**

**Associate Store**

**WICKLIFFE, Ohio 44092**  
 28940 Euclid Avenue  
 Phone (216) 585-7388  
 Ohio WATS 1-800-362-0290  
 Outside Ohio 1-800-321-3594

**ORLANDO, Fla. 32803**  
 621 Commonwealth Ave.  
 Phone (407) 894-3238  
 Fla. WATS 1-800-432-9424  
 Outside Florida 1-800-327-1917

**CLEARWATER, Fla. 34625**  
 1898 Drew Street  
 Phone (813) 461-4267  
 No In-State WATS  
 No Nationwide WATS

**LAS VEGAS, Nev. 89106**  
 1072 N. Rancho Drive  
 Phone (702) 647-3114  
 No In-State WATS  
 Outside Nevada 1-800-634-6227

**CHICAGO, Illinois 60630**  
 ERICKSON COMMUNICATIONS  
 5456 N. Milwaukee Avenue  
 Phone (312) 631-5181  
 Outside Illinois 1-800-621-5802





# ICOM



## VHF COMMUNICATIONS

915 North Main Street  
Jamestown, New York 14701

Western New York's finest amateur radio dealer.

PH. (716)664-6345

FEATURING W2DRZ 902 MHz TRANSVERTER. NOW ONLY \$299 FREE WITH PURCHASE 140 MHz 3W ATTENUATOR A \$49 VALUE DEALER INQUIRIES INVITED ICOM, AEA, LARSEN, VAN GORDEN, VIBROPLEX, NYE-VIKING, FALCON COMM, LEADING EDGE, ARRL PUBLICATIONS, KAGLO, HAMTRONICS, PROWRITER, ELEPHANT DISKS, DEBCO, TRIONYX

CIRCLE 298 ON READER SERVICE CARD

## Rocky Mtn. Shortwave Amateur Specialists

YAESU • TEN-TEC • NRD525 • GRUNDIG  
SONY • MAGNAVOX • AMERITRON • MFJ  
METZ • ICOM • DAIWA • KLM/MIRAGE  
ALPHA DELTA • FAX/RITTY • KENWOOD  
BENCHER • and others

FT-757  
GXII



Allied Appliance & Radio  
4253 So. Broadway • Englewood, CO 80110  
VISA/MC • Discount Prices • \$1.00 For List

303-761-7305

## RAISED PRINT QSL CARDS

From Dennis, WA5QMM

Offset Printed - High Quality  
Nothing like it anywhere! You can actually FEEL the type! 17 beautiful designs including a Full-Color Eagle.

For Free samples & Info. call  
(318) 443-7261

Network QSL's - P.O.B. 13200 - Alexandria, LA 71315-3200

CIRCLE 114 ON READER SERVICE CARD

## SYNTHESIZED SIGNAL GENERATOR

MADE IN USA



MODEL SG-100F  
\$429.95 delivered

• Covers 100 MHz to 199.999 MHz in 1 kHz steps with thumbwheel dial • Accuracy +/- 1 part per 10 million at all frequencies • Internal FM adjustable from 0 to 100 kHz at a 1 kHz rate • External FM input accepts tones or voice • Spurs and noise at least 60 dB below carrier • Output adjustable from 5-500 mV at 50 Ohms • Operates on 12 Vdc @ 1/2 Amp • Available for immediate delivery • \$429.95 delivered • Add-on accessories available to extend freq range, add infinite resolution, AM, and a precision 120 dB attenuator • Call or write for details • Phone in your order as fast COD shipment.

### VANGUARD LABS

196-23 Jamaica Ave., Hollis, NY 11423  
Phone: (718) 468-2720 Mon.-Thurs.

CIRCLE 79 ON READER SERVICE CARD

## A X M Incorporated

Serving the radio amateur who needs more than an amateur radio.

11791 Loane Street, Suite B  
Garden Grove, California 92640  
Tel: (714) 638-8807  
(714) 638-9556



**Larsen Antennas** **ASTRON** COMMUNICATIONS SPECIALISTS

**Repco** **CES** Communications Electronics Specialties, Inc.

**RITRON** COMMUNICATIONS SPECIALISTS, INC.

**Standard Communications** **MOBILE MARK** **JOBCOM**

**TAD** **TRILECTRIC** **uniden**

CIRCLE 243 ON READER SERVICE CARD

## LOGWRITE™

Are you tired of wasting your time and money on sub-par logging programs? Bring your station into the computer age with LOGWRITE, the quality menu driven, user friendly logging program written by Ed Troy (NG3V). LOGWRITE is the perfect accessory for the complete ham station. It simplifies your operation and gives you the competitive edge in contesting and DXing. LOGWRITE works with all IBM PCs and compatibles.

LOGWRITE's unique split screen feature allows for simultaneous logging and text processing. Logging features include:

- Instant callsign or prefix search
- Print, Edit, or View records
- Plenty of room for notes & addresses
- Automatic time/date stamping

Text processor features automatic word wrap, backspace correct, and scrolling. Throw away your pen and paper!

To order your copy of LOGWRITE, complete with instruction manual, send \$24.95 (Pa. residents add \$1.50 sales tax) to:

Aerospace Consulting  
P.O. Box 536, Buckingham, PA 18912  
30 day money-back guarantee

Or call 1 (800) 345-4156 ext. 54 to order with Visa/Mastercard (Please specify 3.5 or 5.25 inch floppy.)

CIRCLE 88 ON READER SERVICE CARD

## CABLE TV DESCRAMBLERS

\*\*\*\*\* PRESENTING \*\*\*\*\*  
\*\*\*\*\* STARRING \*\*\*\*\*  
**JERROLD, HAMLIN, OAK**  
AND OTHER FAMOUS MANUFACTURERS

- FINEST WARRANTY PROGRAM AVAILABLE
- LOWEST RETAIL/WHOLESALE PRICES IN U.S.
- ORDERS SHIPPED FROM STOCK WITHIN 24 HOURS

FOR FREE CATALOG ONLY 1-800-345-8927  
FOR ALL INFORMATION 1-818-716-5914



**PACIFIC CABLE CO. INC.**  
7325 1/2 RESEDA BLVD., DEPT. 1824  
RESEDA, CA 91335

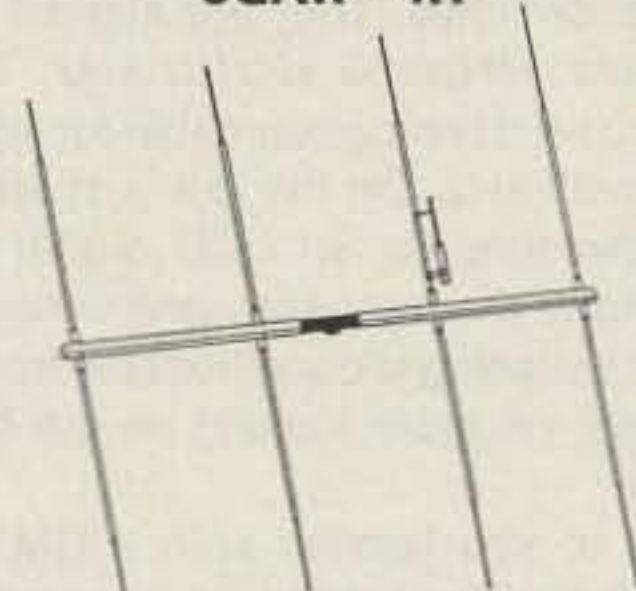


CIRCLE 178 ON READER SERVICE CARD

## Jo Gunn Enterprises

- CB Antennas
- Mobile Antennas
- 10 Meter Antennas
- Coax

### JGAR - 4H



#### Specifications:

TYPE: Horizontal Polarization  
GAIN: 15 DB  
FRONT TO BACK RATIO: 40 DB  
SIDE REJECTION: 45 DB  
WEIGHT: 22 Pounds  
LENGTH: 13 Feet 5 Inches  
FREQ. COVERAGE: (10 Meter) 28.000 -29.999  
WIND LOAD: 3.5  
WIND SURVIVAL: 100 MPH  
POWER HANDLING CAPABILITIES: 2000 Watts plus PEP

UPS SHIPPABLE

**SALES CANADA INC.**

5035 NORTH SERVICE RD., UNIT D-16  
BURLINGTON, ONTARIO  
L7L 5V2

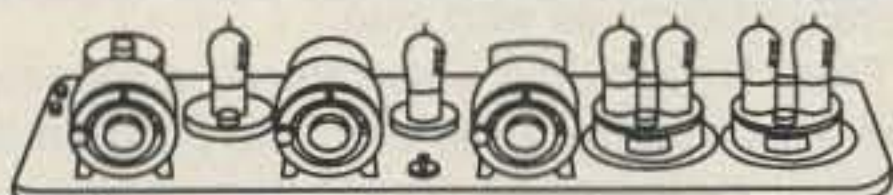
Tel: 1-416-332-5844 Fax: 1-416-332-5846

Call or send \$2.00 for Complete Catalog and Pricing of Antennas.



Route 1 - Box 32C, Hwy. 82  
Ethelsville, AL 35461  
(205) 658-2229  
Hrs: 10am - 6pm (CST)

DEALER INQUIRIES, PLEASE CALL



IF YOU BUY, SELL OR COLLECT OLD RADIOS, YOU NEED...

## ANTIQUE RADIO CLASSIFIED

Antique Radio's Largest-Circulation Monthly Magazine

Articles - Classifieds - Ads for Parts & Services  
Also: Early TV, Ham Equip., Books, Telegraph, 40's & 50's Radios & more...

Free 20-word ad each month. Don't miss out!

Free Sample. 6-Month Trial - \$11.

1-Year: \$19 (\$28 by 1st Class). Foreign - Write.

A.R.C., P.O. Box 2-E4, Carlisle, MA 01741

CIRCLE 271 ON READER SERVICE CARD

## N6KW QSL Cards

The finest QSL Cards at reasonable prices. Basic cards, map cards, cartoon cards, photo cards and more. Your idea converted to ink, or use standard designs. 525 ink colors, any type of card stock. Photos in b/w or beautiful color. Have a card that fits your style. Call or write for free samples and details. Postage appreciated.

Chuck Miller N6KW  
KW Litho - Dept. 73  
P.O. Box 17390  
Ft. Worth, TX 76102  
(817) 332-3658



# ICOM IC-2GAT

*Successor to the workhorse 2AT.*

ICOM America, Inc.  
2380 116th Ave., NE  
Bellevue, WA 98004  
206-454-7619  
Price Class: \$429

Over the years many 2 meter HTs have come and gone, yet one has become an accepted workhorse: the ICOM-2A(T). It is a simple, rugged, inexpensive unit that you can rely on to work every time you need it. However, the venerable 2AT is limited to one frequency at a time, thumb wheels for changing that frequency, and no bells and whistles. Enter the IC-2GA(T), ICOM's updated workhorse.

The 2GAT is slightly smaller than its predecessor, yet bears some resemblance to it. Perhaps the most important similarity is that all your old ICOM battery packs will function with the 2GAT. No need to buy extra packs or a new charger when you upgrade within the standard size ICOM HTs (2A/3A/4A, 02AT/03AT/04AT, marine, commercial, and aviation). I appreciate this because I have a box of ICOM batteries and an ICOM charger. They represent an investment that I don't want to replace just for the sake of an equipment upgrade.

## No More Thumbwheels

Gone are the famous thumbwheels used for frequency changes. In their place are little rocker switches. They are aligned like the old wheels: MHz/100 kHz/10 kHz. The last rocker (10 kHz) is programmable for step sizes from 5 to 25 kHz. On the top, just above the rocker switches, is an LCD digital display which shows the frequency and various functions. All switching is done from the front or top of the unit; no more looking on the back for switches.

Those of you familiar with ICOM's 02AT series will find the function switch in its familiar location (left side above the PTT switch). The function switch allows many single controls to have more than one function.

The 2GAT isn't a micro-sized radio, but it is not large, either. The automobile makers' phrase "mid-size" seems appropriate for this HT. Its handy size permits controls that are easier to see and use than those found on the micro-size HTs. With the BP-70 standard battery pack attached, I can use my old leather case from the 2AT. This pleases me because the case is hand-made and has my call on it.

## Impressions

When I found that I could do simple operations with it even before reading the instruction manual, the 2GAT made an immediate good impression on me. However, for more than just this, reading the manual is required.



The 2GAT has all the HT features considered standard:

- High power—7 Watts (max).
- Water resistant—can get damp in the rain (but don't take it swimming).
- Power saver—reduces battery drain during "no signal" conditions.
- Two types of scan—program and memory lock-out.
- Monitor—opens the squelch with the push of a button.
- Pocket beep—works similar to a pocket pager by using the optional UT-40 Tone Squelch Unit.

- Battery condition indicator—for battery monitoring.
- Batteries—available from 270 mAh to 800 mAh (I prefer the smaller size, to keep the physical package small).
- Extended receiving—covers portions of the public service bands (police, fire, marine, and weather).

## Observations

The 2GAT is very comfortable to hold. Although I like the small size of the micro-sized HTs, this new radio allows better physical use of the radio's controls. I did, however, find that the rocker and push switches are very sensitive and that it is easy to make them stutter.

The audio from the 2GAT is adequate for most uses. It is certainly an improvement over the low audio power of the 02AT.

The 2GAT provides a beep whenever a switch is used. The beep can be silenced if desired.

The LCD display can be lighted at the push of a switch. After a few seconds the light will go out, saving valuable battery power.

Programming the memories with my favorite repeaters, NOAA Weather and a couple of local public service frequencies, took a total of ten minutes. Not bad for a first attempt.

I really enjoy the capabilities of this HT's receiver. The ability to monitor local public service, marine, weather, etc. is a nice addition to the standard 2 meter band.

The tuning step-size is selectable. It affects the scanning steps and the size of the up/down jump that the third frequency rocker switch will make. For my uses I found 5 kHz to be adequate for both portions of the 2 meter band and for public service. For the latter, 25 kHz would also work fine.

From time-to-time I operate on a repeater that uses a split of 1300 kHz. This presents no problem for the 2GAT. It accepts anything you program into it.

When using memory scan, you can lock out channels that you don't want to listen to. This is a very handy feature. I use it to lock out heavily-used repeaters when I am listening to the public service band.

Band scanning is programmed by setting the band edges (upper/lower limits) of the planned scan.

As on the 02AT, there is a lock function that effectively shuts off all of the switches. This means that you cannot bump a control and accidentally wander off into never-never land.

The CPU can be reset without opening the



case or having to intrude into the case with a paper clip.

I did not review the UT-40 tone squelch unit, which allows the radio to work like a pager. The idea sounds useful and I plan to make use of it in the future.

Due to the complexity of the 2GAT, I would recommend you practice using its features from time to time. Otherwise, you will find yourself reading the instruction manual each time you want to use the HT. I don't think that this suggestion is very uncommon in today's world of flashy gadgets.

Overall, I gave the 2GAT high marks and recommend it as an affordable, yet complete, 2 meter HT. Its size, weight, capabilities, and transmitter power make it a very desirable package.

---

**"Gone are the famous thumbwheels used for frequency changes."**

---

#### Bench Check

The 2GAT was bench-checked and found to meet, or exceed, all of the published specifications. As with most recent equipment, this is not spectacular. Only on rare occasions have I found a modern CPU-based communications device that failed to meet specs. Most exceed their published specifications.

Bench checks were made using the

following equipment:

- Leader LDC 8243 Frequency Counter
- Marconi Instruments 2022 Signal Generator
- Bird 43 Wattmeter
- Hewlett Packard Spectrum Analyzer
- Cushman CE-5 Monitor

#### Accessories

ICOM provides a complete line of accessories for the IC-2GAT, including a drop-in charger, assorted battery packs, tone decoder, speaker microphone, headset, VOX unit, and leather carrying cases.

Thanks to the Electronic Equipment Bank, 516 Mill Street, Vienna, Virginia 22180 (1-800-368-3270) for the use of their superb test facility. **73**

### Specifications for the IC-2GAT

General Frequency Range	144 to 148 MHz transmit 138.00 to 174.00 MHz receive	Weight	1.1 lbs. (w/BP-70)
Mode	FM (F3)	Transmitter output power	7.0 W (high power) 1.0 W (low power)
Memory channels	21 (20 regular & 1 call)	Deviation	+/- 5 kHz
Frequency step	5, 10, 15, 20, 25 kHz (selectable)	Spurious radiation	less than -60 dB
Antenna impedance	50Ω	Receiver circuitry	Double conversion superheterodyne
Power requirement	5.5 to 16 VDC	IF	16.9 MHz (1st IF) 455 kHz (2nd IF)
Current drain	Transmit 1.8 A (high power) 0.9 A (low power) Receive 0.25 A (maximum audio) 0.10 A (battery saver)	Sensitivity	less than 0.25 μV (12 dB SINAD)
Dimensions	2.6" x 5.1" x 1.4" (w/BP-70)	Spurious rejection	less than -60 dB
		Audio output	More than 400 mW at 10% distortion into an 8Ω load



MAGGIORE ELECTRONIC LAB.

Manufacturers of Quality Communications Equipment

- Repeaters
- Links
- Remote Base
- VHF,UHF
- Receivers
- Transmitters
- Antennas



- Standard and Computerized Controllers
- Standard and Computerized Auto Patches
- Duplexers

## Hi Pro 'E' EXPANDABLE REPEATER SYSTEM


- A NEW CONCEPT IN REPEATER DESIGN, THE Hi Pro "E" IS AN EXPANDABLE REPEATER WITH THE FOLLOWING FEATURES: A BASIC REPEATER WHICH WOULD INCLUDE A COMPLETE RECEIVER, TRANSMITTER, COR, FRONT PANEL CONTROLS AND INDICATORS, LOCAL SPEAKER AND MIC JACK AND CAPABLE OF FUTURE EXPANSION. ALL HOUSED IN AN EXTREMELY RUGGED, ENCLOSED, 19-INCH RACK MOUNTABLE CABINET.
- THIS SYSTEM CAN BE EXPANDED AT TIME OF PURCHASE OR CAN BE AN AFTER-PURCHASE ADD ON. THE ADD ONS ARE—HIGHER POWER, 110/220 VAC POWER SUPPLY, IDENTIFIER, AUTO PATCH, OR COMPUTER CONTROLLERS. IN ADDITION TO THESE ADD ONS AN ADDITIONAL RECEIVER AND TRANSMITTER CAN BE MOUNTED INTERNALLY FOR USE AS CONTROL LINKS, REMOTE BASE OR DUAL BAND OPERATION, ETC.
- AN EXTENSION PANEL IS AVAILABLE FOR LOCAL MONITORING OF THE REPEATER AND CONTAINS ALL NECESSARY METERING, STATUS LIGHTS AND INDICATORS. ALL ADD ONS ARE AVAILABLE FROM THE COMPANY AND ARE COMPLETE INCLUDING INSTRUCTIONS.

MAGGIORE ELECTRONIC LAB.

600 Westtown Rd.

West Chester, PA 19382

Phone (215) 436-6051



Telex 499 0741 MELCO

**WRITE OR CALL FOR OUR COMPLETE CATALOG**

CIRCLE 47 ON READER SERVICE CARD

73 Amateur Radio • February, 1989 47



# Shirt Pocket ICF-SW1

*How I put the world in my waistcoat for only \$300*

EGE  
14803 Build America Dr.  
Building B  
Woodbridge, VA 22191  
703-643-1063  
Price Class: \$285

In my pocket, briefcase, or even "velcro'd" to the dashboard, the Sony ICF-SW1 is a convenient, powerful all-band radio that should have been available years ago. It is what the ICF-2002 ought to have been. It is certainly hard to resist. I broke down and bought it after just three trips to the radio store. This is a report on my first 60 days using the tiny little set.

The SW1 is small, but the box it comes in is big. That's no deficiency, because the box holds not only the receiver, but also a power supply, earphones, an active antenna, and instruction books. The antenna alone is bigger than the receiver. For top-notch reception, using the active antenna and the AC power supply pulls in even weak stations. For portability, just slide the receiver into a shirt pocket and go. Both the active antenna and the radio are powered by internal batteries, but only the receiver may be run on the AC supply. This shouldn't be a problem. The earphones are (finally) good quality hi-fi "ear-buds" (all these years they sold us expensive radios with two-dollar earplugs) that can produce super sound, especially using the FM stereo mode. It's impressive, even if

the earphones do keep falling out of your ears.

There's a soft fabric case for the radio set, but this fails as protection, since it quickly becomes a hassle to use. If you want to use the earphones, you'll find them in their own little reel-in box. It flips open, you unreel the cable and take them out. When finished, pop 'em back in and reel up the cord. No more tangled wires. To step up the audio, a pair of Radio Shack amplified speakers work great in the car, or portable in noisier environments, like the beach.

What about using this setup? Well, it isn't hard to figure out how it runs—Sony has accustomed us to their style with the 2001, 2002, 2003, and 2010. And you can always read the instructions. There's a slide switch for positive "off," so batteries won't be run down by accident. A push-button turns the power on and off: one push and it's on, another and it's off. The audio gain control is conveniently located on the back (if a half-inch-thick set even *has* a back), just where a right-handed person's thumb falls. Mine did, anyway. Tuning is done either with a keypad, or by using up/down buttons for the band and frequencies.

There are really four bands here, even though the SW1 tunes 0.15–30 MHz, as well as 76–108 MHz. First is the long-wave range. The tuning step here is fixed at 3 kHz. It's no

problem if your local station isn't right on a step, as the selectivity isn't so narrow as to make this unusable. I have heard several European LW stations on my

other equipment but could just barely detect the 2 MW giants with the SW1. Local navigational beacons are readable, but not very. The internal loopstick, after all, is just a few cm long. The active antenna didn't help me much here, either. Still, if I were in Europe, there'd be a multitude of LW broadcasters, all running high power, to fill the band.

The MW broadcast band is next, with either 9 kHz or 10 kHz tuning steps. Europeans use the narrower setting. Again, this is no problem, even if you're DXing, as the set has enough selectivity to be usable, but not so much that it's inconvenient. Performance on MW is somewhat better than on LW, with daytime reception of Boston stations 30 miles north of Beantown, at my work site in the wilds of New Hampshire. Nothing super, but certainly adequate. Strangely, the active antenna was worse than the built-in one.

It's on the SW bands that the SW1 shines. Despite an antenna just about a foot long, it still pulled in the regulars easily. The BBC (5975, 9410, 12095), Israel (7460, 9385, 9435, 15615), AFRTS (6030), Australia (9580)... all came booming in. Iran (9022) was unreadable, though the Iraqi jamming would probably have hashed it up pretty well, anyway. It looks like 2 kHz is a bit too far off frequency for peak performance. Or maybe it's just that I don't understand Farsi.

On SW, the SW1 tunes in 5 kHz steps. That's it. No fine tuning, and no wide or narrow selectivity, either. Well, it does fit in a shirt pocket. Within that limit, if I could hear something on my ICOM IC-735 (with 200-foot half-rhombic and Cushcraft R-3), I could hear it on the SW1. It wouldn't, perhaps, be as strong, or as readable, but I could hear and recognize it. And the active antenna made the SW1 even hotter than the receiver section of the IC-735.

That says a lot.

What Sony has done for band selection is to put the bands into permanent memory. By clever use of three buttons at once, you can go up or down through



The Sony ICF-SW1.



the various bands, And they're all there, tropical, 75 meters, 21 meters, and 11 meters. You won't, however, find the 11-meter CB band programmed in. You can tune it and punch in frequencies manually, but you can't jump up to it with the "bandswitch" and you can't scan through it.

The scan feature is one feature Sony did well. Normally, scanning on an SW receiver is a bit of a waste. On the 2010, you can scan the memories, which makes that useful, but the frequency scan has to be set in two memories and doesn't seem to work that well when you do use it. The SW1 seems to have just the right combination of scan rate and selectivity to make it work. If I want to tune the band, I'll let it scan. If there's a strong signal, the radio will stop for a few seconds, then move on. Just enough time, if I'm quick, to stop the scan, but short enough to make it speedy. I don't miss the tuning knob at all. But if I am in a hurry, either the up or down arrows will make the set step right along.

**Hear's To You**

In a first for Sony SW travel radios, the SW1 has a good-quality earphone. It has even got stereo audio, for FM. But the FM band is disappointing due to the SW1's poor front-end and adjacent channel performance. The FM tuner is plagued by intermodulation from strong stations, even de-sensing when tuned too close to a local FM broadcaster. That's too

bad, because the sound is excellent when you get out in the country. The stereo mode is automatically selected if the signal is strong enough. In an automobile, this results in the noise level going up and down unpredictably, which can be annoying. By the way, there isn't any external antenna connection. For the car, I clipped a coax onto the whip antenna's cap and grounded the coax to the "recorder" output jack.

That's how Sony does it, too. The active antenna (which does not cover FM) contains a coax, with a phone-plug on its end. You unreef this cable, but it doesn't plug into the radio. Instead, it goes to a control box. That plugs into the SW-1's recorder output jack. On the control box is an on/off switch, and a bandswitch for LW/MW-SW. How does it work?

The control box is more than that. It has a small ferrite loop, for coupling to the radio on LW and MW. The loop aligns with the internal one when the unit's clipped on. You'd get better reception if you held it against the radio's top edge, but not too much better. On SW, the antenna connects via a spring-loaded button to . . . the built-in whip. Clever. You don't lose the use of the recorder output, by the way, as it's brought through the coupling unit/control box. The on/off switch is nothing more than a DC circuit across the coax, letting current flow to run the remote antenna. If your other portable has DC conti-

nunity at its external antenna plug, this antenna will work with it. It did on my ICF-2010. Bear in mind that current will flow as long as it's plugged in, however.

Power drain is not bad, either. I have an ICF-2001 that ate batteries. This set uses two penlight batteries (get them in any drugstore) that last a week or more of heavy use. I haven't run down the antenna batteries—I hardly use it. Still, a trip to the Caribbean or Europe would probably only take one change of cells, and that's great. The 2001 would give me eight hours on three D-size alkalines.

**Shortcomings**

I didn't say anything about SSB and CW, did I? That's because the SW-1 doesn't have a BFO or a product detector. It's strictly for AM and FM broadcasting. No fine-tuning. Well, I don't know where they'd put it, actually. And without SSB or synchronous detection, who needs it? Most stations are within a kHz of the radio's channel. Actually, the worst shortcoming is the darned keypad. The numbers come off. Sony, why didn't you, when you were selling a \$300 radio, at least use double injection molded keycaps? Pretty soon I'll have to paint new numbers on the buttons. And yes, I could have used that pretty little blue-gray fabric cover. But then I couldn't have used the radio like I do. Just whip it out, and . . .

"See folks, how easy shortwave radio is (punch punch) . . . Voila: Jerusalem." **73**

**JANUARY 4, 1983**

**A CURE WAS FOUND FOR THESE DISEASES :**

1. REFLECTED POWER-ITCH
2. KNOB-ITUS
3. QRM-DEAFNESS
4. BUTTON-PHOBIA
5. SWITCH-CANKER
6. SUPER TUNER-BLUES
7. CROSS NEEDLE-EYES



**THE CURE IS:**



**MAXCOM**



**AUTOMATIC ANTENNA MATCHER**®  
FOR ALL S.S.B. RADIOS

**\* ONE SHOT GUARANTEED TO LAST AT LEAST FIVE YEARS!**

\*\*\*\*\*  
**MAXCOM, INC. BOX 502, FT. LAUD., FL. 33302**  
**305-523-6369**

\* MAXCOM is a registered trademark and is owned by Maxcom Electronics, Inc.

**THE BOTTOM LINE: "MAXCOM WORKS"**

CIRCLE 101 ON READER SERVICE CARD

**NOW HEAR THIS**

**FINALLY! High-Powered Sound from your HT.**

- 10 DB of Audio Gain
- 3.5 inch Oval Speaker
- Automatic Shut-OFF
- Internal NiCad Charger
- External Power 5-15 VDC



Model HTS-1

**Naval ELECTRONICS INC.**

5417 Jet View Circle, Tampa, Florida 33634  
Phone: (813) 885-6091 Telex: 289-237 (NAVL UR) Fax: (813) 885-3789

CIRCLE 349 ON READER SERVICE CARD



# Getting High on Packet

*Excellent advice for getting on HF packet.*

by Brian Lloyd WB6RQN

Most hams operate packet radio on VHF and UHF frequencies, using NBFM radios modulated with Bell 202 compatible modems. Although inefficient, this simple technique allows almost anyone to put a reliable packet radio communications system on the air. The main drawback is that this mode is limited to short-range communications. Many hams may find it far too limiting, and choose HF operation to increase their communications range. However, HF packet operation is not nearly as simple as VHF packet. What are the pitfalls of HF packet operation, and how can you avoid them?

VHF packet uses the Bell 202 modem standard, which means that data is transmitted at 1200 baud, using mark and space tones of 1200 Hz and 2200 Hz, respectively. HF propagation, however, will not support a 1200-baud signaling rate. The current HF operation standard is FSK at 300 baud with a shift of 200 Hz. These operating parameters, and the characteristics of HF operation, create problems for the packeteer.

## Packet Trade-Off

Packet radio transmits a Cyclical Redundancy Check (CRC) field at the end of every packet. This CRC allows the receiver to determine whether the packet is correct or whether it has errors. The receiver acknowledges good packets and rejects packets with errors. Even one bit in error will cause the receiver to reject the entire packet. Since there is a probability that a bit will be received in error, this can be a problem.

Let us assume that the rate of bit error is  $1e-3$  (1 times 10 to the  $-3$  power, or 1 in 1000). This means that approximately one bit in every 1000 bits transmitted will be in error. If our packets are 1000 bits long, most of the packets will have errors. On the other hand, if we shorten our packets to 100 bits, the probability is that only about 10% of the packets will have errors. For this

reason, short packets are more likely to be received without errors than long ones.

Unfortunately, you cannot arbitrarily send short packets. Each AX.25 packet contains at least 19 octets (19 eight-bit bytes) of control and formatting information other than the data you are sending. Therefore, you must transmit 152 bits of information in addition to your data. To send even one character (8 bits), you must send a total of 20 characters (160 bits) in the packet. So here we have the big trade-off: smaller packets are more likely to get through, but larger packets are going to give you much better throughput.

---

***“HF packet operation must take place near the MUF for reliable operation.”***

---

In large packets, a greater proportion of the transmitted information is actual user data. Imagine how slow your progress would be if you sent only 20 characters in every packet just to transmit one character of data. You must strike a happy medium. The best value for packet size is a function of your particular station configuration and of the current propagation characteristics. Most HF packeteers seem to find that a packet-length (PACLEN) of 32 octets is a good starting point.

## Multipath Propagation and Baud Rate

Propagation plays a very important role in effective HF packet operation. Strong signals, while desirable, are not sufficient to provide reliable communications (kicking in the amplifier is NOT a good solution unless you are trying to overcome QRN). Remember that the receiver discards the packet if even one bit is bad. You must make sure that the receiver can properly discern the bits as they are received.

When you operate well below the Maximum Usable Frequency (MUF), you begin to have problems with multipath, i.e., signals that take different paths and arrive at the receiver at different times. Multipath causes selective fading and “smearing” of the bits. If the signal changes very slowly, the different arrival times do not cause as much of a problem.

To avoid multipath problems, the military chose a 45.45 baud rate for their RTTY operations. A baud rate of 45 will work well from about one-third to one-half of the MUF. In HF packet operation, however, you are using 300 baud, and 300 baud will not work well in the presence of multipath. HF packet operation must take place near the MUF for reliable operation. If you are planning to operate HF packet all the time, you must be able to operate on ALL available bands from 80 meters to 10 meters.

## Generating Packet Signals

There are many ways to generate the packet signal. Since packet, like RTTY, is FSK, you can use all the RTTY techniques. Direct FSK, frequency shift keying, is the most desirable technique. Many HF transmitters today offer direct FSK operation, but there is one caveat: most of these FSK modes are optimized for operation at 45 to 75 baud with a shift of 170 Hz.


To operate packet, you will need to adjust the transmitter so that it will generate a 200 Hz shift. You will also need to modify the FSK keying filter (the RTTY equivalent of the CW key click filter), which is a low-pass filter usually found somewhere in the FSK keying line. The standard filter has a cutoff frequency of about 100 Hz, and it will not pass a 300 baud signal. Modify it to a cutoff frequency of 400-600 Hz.

Once you have made the necessary changes, the FSK mode of your transmitter will generate a high quality FSK packet signal. Just take the digital data signal from the TNC ahead of the modem, and use it to



## ASTRON POWER SUPPLIES

• HEAVY DUTY • HIGH QUALITY • RUGGED • RELIABLE •



INSIDE VIEW — RS-12A

### SPECIAL FEATURES

- SOLID STATE ELECTRONICALLY REGULATED
- FOLD-BACK CURRENT LIMITING Protects Power Supply from excessive current & continuous shorted output
- CROWBAR OVER VOLTAGE PROTECTION on all Models except RS-3A, RS-4A, RS-5A.
- MAINTAIN REGULATION & LOW RIPPLE at low line input Voltage
- HEAVY DUTY HEAT SINK • CHASSIS MOUNT FUSE
- THREE CONDUCTOR POWER CORD
- ONE YEAR WARRANTY • MADE IN U.S.A.

### PERFORMANCE SPECIFICATIONS

- INPUT VOLTAGE: 105-125 VAC
- OUTPUT VOLTAGE: 13.8 VDC ± 0.05 volts (Internally Adjustable: 11-15 VDC)
- RIPPLE Less than 5mv peak to peak (full load & low line)
- Also available with 220 VAC input voltage



MODEL RS-50A



MODEL RS-50M



MODEL VS-50M

### RM SERIES



MODEL RM-35M

### 19" × 5 1/4" RACK MOUNT POWER SUPPLIES

MODEL	Continuous Duty (Amps)	ICS* (Amps)	Size (IN) H × W × D	Shipping Wt. (lbs.)
RM-12A	9	12	5 1/4 × 19 × 8 1/4	16
RM-35A	25	35	5 1/4 × 19 × 12 1/2	38
RM-50A	37	50	5 1/4 × 19 × 12 1/2	50
• Separate Volt and Amp Meters				
RM-12M	9	12	5 1/4 × 19 × 8 1/4	16
RM-35M	25	35	5 1/4 × 19 × 12 1/2	38
RM-50M	37	50	5 1/4 × 19 × 12 1/2	50

### RS-A SERIES



MODEL RS-7A

MODEL	Continuous Duty (Amps)	ICS* (Amps)	Size (IN) H × W × D	Shipping Wt. (lbs.)
RS-3A	2.5	3	3 × 4 3/4 × 5 3/4	4
RS-4A	3	4	3 3/4 × 6 1/2 × 9	5
RS-5A	4	5	3 1/2 × 6 1/8 × 7 1/4	7
RS-7A	5	7	3 3/4 × 6 1/2 × 9	9
RS-7B	5	7	4 × 7 1/2 × 10 3/4	10
RS-10A	7.5	10	4 × 7 1/2 × 10 3/4	11
RS-12A	9	12	4 1/2 × 8 × 9	13
RS-12B	9	12	4 × 7 1/2 × 10 3/4	13
RS-20A	16	20	5 × 9 × 10 1/2	18
RS-35A	25	35	5 × 11 × 11	27
RS-50A	37	50	6 × 13 3/4 × 11	46

### RS-M SERIES



MODEL RS-35M

MODEL	Continuous Duty (Amps)	ICS* (Amps)	Size (IN) H × W × D	Shipping Wt. (lbs.)
• Switchable volt and Amp meter				
RS-12M	9	12	4 1/2 × 8 × 9	13
• Separate volt and Amp meters				
RS-20M	16	20	5 × 9 × 10 1/2	18
RS-35M	25	35	5 × 11 × 11	27
RS-50M	37	50	6 × 13 3/4 × 11	46

### VS-M AND VRM-M SERIES



MODEL VS-35M

MODEL	Continuous Duty (Amps)			ICS* (Amps) @13.8V	Size (IN) H × W × D	Shipping Wt. (lbs.)
	@13.8VDC	@10VDC	@5VDC			
VS-12M	9	5	2	12	4 1/2 × 8 × 9	13
VS-20M	16	9	4	20	5 × 9 × 10 1/2	20
VS-35M	25	15	7	35	5 × 11 × 11	29
VS-50M	37	22	10	50	6 × 13 3/4 × 11	46
• Variable rack mount power supplies						
VRM-35M	25	15	7	35	5 1/4 × 19 × 12 1/2	38
VRM-50M	37	22	10	50	5 1/4 × 19 × 12 1/2	50

### RS-S SERIES



MODEL RS-12S

MODEL	Continuous Duty (Amps)	ICS* Amps	Size (IN) H × W × D	Shipping Wt. (lbs.)
• Built in speaker				
RS-7S	5	7	4 × 7 1/2 × 10 3/4	10
RS-10S	7.5	10	4 × 7 1/2 × 10 3/4	12
RS-12S	9	12	4 1/2 × 8 × 9	13
RS-20S	16	20	5 × 9 × 10 1/2	18



key the FSK line of the transmitter. If the transmitter doesn't accept a TTL level signal at the FSK input, use an appropriate level shifting and/or driver circuit (see the digital section of *The ARRL Handbook* for suggested driver and level shifting circuits).

If your rig does not have an FSK mode, or if you do not wish to adapt its FSK mode to packet operation, you can use AFSK. With AFSK, you feed the tones from the modem into the input of the SSB transmitter. For all purposes, the output is then FSK, or an F1B emission. When you attempt to generate an FSK signal with AFSK and an SSB transmitter, you must be very careful about transmitter linearity, modulating signal purity, carrier suppression, and unwanted sideband suppression.

### HF Packet Signal Modulation

The modulating tones you choose are not critical as long as their frequency difference, or shift, is 200 Hz. Most SSB transmitters do not accept all tones equally. If you use a Bell 103 modem to generate the tones (2025 Hz and 2225 Hz), you may have a problem achieving full power output, or the power will differ between the two modulating tones. You can remedy this problem by using modulating tones which are closer to the center of the transmitter's passband. The most common tone-pair used in packet radio is 1600 Hz and 1800 Hz. For most SSB transmitters, these frequencies fall in the middle of the passband, where the passband is flattest and the distortion is least. You can adjust most TAPR TNCs and their clones to generate these tones.

When you are using AFSK, the frequency display on the transmitter will not be accurate. Most RTTY and packet operation is lower sideband (LSB), which causes the transmitted signal to be lower than the transmitter's displayed frequency. To determine the actual transmit frequencies, you will have to add or subtract the tone frequencies from the transceiver's carrier. If you are using the standard 1600/1800 Hz modulating tones, and the transmitter is configured for LSB at 14108 kHz, your signals will end up on 14106.4 and 14106.2 kHz, respectively.

Remember that most HF transmitters are not rated for continuous operation at full power. If your transmitter is not rated for 100% duty cycle at full output, keep a close watch on the temperature in the PA. Although packet is not a continuous-operation mode, it can tax the average transmitter that is not rated for 100% duty cycle operation. Play it safe. Limit your transmitter to about half of its maximum rated power output for packet operation.

### HF Packet Reception

HF packet receiving techniques are almost identical to HF RTTY receiving techniques. In almost all cases, an SSB receiver feeds audio frequency signals into a demodulator (terminal unit, or TU, in RTTY parlance). The demodulator identifies and extracts the bits for presentation to the digital circuitry of the TNC.

The first step toward achieving the best performance from your HF packet station is to pay attention to the radio part of packet radio. Simply attaching a TNC to an HF receiver, switching on LSB, and trying to copy packets, is likely to produce disappointing results. The first problem stems from the fact that most SSB receiving filters are far too wide, typically 2.1 to 2.5 kHz in bandwidth, for packet operation. Unwanted signals come into the passband and activate the receiver's AGC. Although your ear may not discern the change, your modem and TNC will. Most experienced HF packeteers have found that a 500 Hz CW filter is just about optimum for 300-baud HF packet with a 200 Hz shift.

It is very important to ensure that you get the tones in the center of the filter's passband. Most modern receivers have some sort of passband tuning (PBT) control that allows you to shift the filter relative to the BFO injection frequency. Use the PBT to center the tones in the filter's passband. If your receiver does not have a PBT control, you must tune the receiver to center the tones in the filter's passband, and adjust or modify the demodulator to accept the final tones.

---

***"Most experienced HF packeteers have found that a 500 Hz CW filter is just about optimum for 300-baud HF packet with a 200 Hz shift."***

---

You must have a tuning indicator that will allow you to tune the receiver EXACTLY. If you want your demodulator to work properly, you will need to tune the receiver to within 10-20 Hz of the transmitted signal. The performance of most demodulators falls off very rapidly as the receiver is detuned, so the receiver's stability in maintaining a frequency is very important.

With the proper filter in the receiver, and a properly tuned receiver, almost any demodulator will produce good results. Several manufacturers offer high performance demodulators that give better results than the simple demodulators provided with most TNCs. On the other hand, if you do not bother to tune carefully, and if you do not have a good 500 Hz filter, even a "super demodulator" is likely to perform more poorly than an inexpensive demodulator. Spend the money on the receiver first, then decide whether you need a super demodulator.

### Operating Suggestions

HF packet is not easy to tune in. For this reason, many stations tend to congregate on just a few frequencies, and not everyone can hear everyone else. This causes Carrier Sense Multiple Access (CSMA) to break down, to everyone's detriment. Here are a couple of operating suggestions:

1. Don't try to access the long-haul bulletin boards. If you want to access a BBS, do it on VHF. Use HF packet for rag-chewing or exchanging data with your more distant friends. If there are no BBSs on VHF near you, access only those HF BBSs intended for user access.

2. If you wish to call CQ, call on one of the regular HF packet frequencies, then QSY to a different frequency. This will prevent you from interfering with each other. Before you QSY, decide which station will send a string of long packets to aid the other station in tuning.

3. Don't beacon on the calling frequencies. This will mark you as a lid. A few CQ packets are fine as long as you don't overdo it.

4. Do not operate HF packet unattended. Unattended packet operation is legal only above 50 MHz.

### Going a Step or Two Further

Now you're running HF packet. You have a superb FSK transmitter, a super-stable receiver with the perfect 500 Hz filter, and the best demodulator money can buy. Is there anything else you can do to make it better? The answer is yes.

First, you can increase the shift. This will give you more immunity from selective fading, and less intersymbol interference from multipath. However, when you increase the shift, you must also increase the receiver's bandwidth to cover the new shift, plus approximately half the baud rate. For example, for a 400 Hz shift at 300 baud, you need about 550 Hz of bandwidth.

Increasing the bandwidth opens the window for more interference. If you have a demodulator with good filters and a wide dynamic range, and the QSB is not bad, try operating with the AGC turned off. Again, you must accept a trade-off, but the results may be worth it.

You can also try space diversity reception. Unfortunately, space diversity requires two antennas, two receivers, and a demodulator with a circuit that can automatically choose between the two signals. Space diversity is probably the best weapon against multipath distortion. (There is a third technique, frequency diversity, that requires only one receiver, but the sender must send the same signal on two different frequencies. This approach is not unacceptable for amateur radio.)

Real improvement in HF packet radio will come from two sources: better modems and forward error correction. Better modems will probably offer higher baud rates, along with improved resistance to multipath and interference. Forward error correction will allow the receiver to correct most bit errors in the packet so that the transmitter does not have to send the packet again.

### Ready for HF?

For easy operation, use direct FSK, get a narrow filter in the receiver, tune carefully, and be polite. If you take extra care in setting up and operating, your HF packet station will pay for itself many times over. **73**



WE SHIP WORLDWIDE

# Barry Electronics Corp.

WORLD WIDE AMATEUR RADIO SINCE 1950

Your one source for all Radio Equipment!

For the best buys in town call:  
**212-925-7000**  
Los Precios Mas Bajos en Nueva York  
**WE SHIP WORLDWIDE!**



See you Feb. 5th, LIMARC, LI, N.Y. (speech)

**KITTY SAYS: WE ARE NOW OPEN 7 DAYS A WEEK.**  
**Saturday & Sunday 10 to 5 P.M.**  
Monday-Friday 9 to 6:30 PM Thurs. to 8 PM  
Come to Barry's for the best buys in town.



ONV Safety belts-in stock

**YAESU**

**FT-767GX, FT-757GXII,  
FRG-8800, FT-736, FRG-9600,  
FT-4700RH, FT 212/712RH.**

YAESU  
FT-23/73/33/727R  
FT411-811  
FT-1903/1123  
FTH-2005/7005

ICOM  
IC2AT/12AT  
IC02AT-32AT  
IC2/4GAT  
IC-A2/U16

Landmobile HT's  
ICOM: U16, H16, V100, U400  
MAXON, MOTOROLA,  
YAESU: FTH 2005/2007  
UNIDEN, REGENCY, KING, TAD  
MARINE ICOM: M5, M55, M700  
AVIATION ICOM: A20 H.T.

## KENWOOD



### Antennas

A-S, AES, Cushcraft, Hy-Gain,  
Hustler, KLM, METZ, Mosley,  
MODUBLOX, TONNA, Butternut

TS440S/AT, R-5000, R-2000, TS-940 S/AT, TM 221A/421A, TM-2570A/50A/30A, TR-751A, Kenwood Service Repair, TM-721A, TS-711/811A, TM3530A, TH205AT, TH215A, TM-621A, TM-321A, TS140S, TS680S, RZ-1, TS-790A.

**Budwig ANT. Products**  
NEL-TECH DVK-100 Digital Voice Keyer  
FLUKE 77 Multimeter

Media Mentors—  
Amateur Radio Course \$99.95

**VoCom/Mirage/Alinco**  
**Tokyo Hy-Power/TE SYSTEMS**  
**Amplifiers &**  
5/8λ HT Gain  
**Antennas IN STOCK**

MICROLOG-ART 1, Air Disk,  
SWL, Morse Coach

Soldering Station 48 Watts \$68.



**METRON MA-1000 B STOCKED**




EIMAC  
3-500Z  
572B, 6JS6C  
12BY7A &  
6146B

AEA 144 MHz  
AEA 220 MHz  
AEA 440 MHz  
**ANTENNAS**

BIRD  
Wattmeters &  
Elements  
In Stock

AR 900 Hand Held Scanner 100  
ch. Covers 27-54, 108-174,  
406-512, 800-950 MHz \$299



Computer Interfaces  
Stocked: MFJ-1270B  
MFJ-1274, MFJ-1224, AEA  
PK-88, MFJ-1278, PK-232  
W/FAX.

**ALINCO ALD 24T  
DJ-100T**

FREQUENCY  
COUNTERS:  
1MHz-1.3GHz  
\$169.95

COMMERCIAL  
& HAM  
REPEATERS  
STOCKED.  
WRITE FOR  
QUOTES

KANTRONICS  
UTU, KAM, UTU-XT,  
KPC 2400, KPC IV,  
KAM

**MOTOROLA AUTHORIZED DEALER  
KACHINA COMMUNICATIONS DEALER**

### SHORTWAVE RECEIVERS STOCKED

**DIGITAL FREQUENCY COUNTERS**  
Opto electronics model 1300H, 0-1300MHz  
Trionyx, Model TR-1000, 0-600 MHz  
Long-range Wireless  
Telephone for export in stock


**BENCHER PADDLES,  
BALUNS, LOW PASS FILTERS  
IN STOCK**

**MIRAGE AMPLIFIERS  
ASTRON POWER SUPPLIES**  
Saxton Wire & Cable, Int'l Wire



**ICOM**

IC-R71A, 751A, 781, 28A/H, 38A, 48A, Micro2/4,  
R-7000, IC-761, IC-375A, 275A/H, 3210A, 475A/  
H, 735, IC-900, IC-228H, IC448A, IC725



### SMART PATCH

CES-Simplex Autopatch 510-SA Will Patch FM  
Transceiver To Your Telephone Great For  
Telephone Calls From Mobile To Base. Simple  
To Use. 510SA/510SAII



**PRIVATE PATCH V, Duplex 8000**

**TUNERS STOCKED:  
NYE MBV-A 3 Killowatt Tuner**



**MFJ-989C**



**Ten-Tec  
Tuner 229B**

COMET ANTENNAS  
STOCKED

**HEIL  
EQUIPMENT  
IN STOCK**



**SANGEAN Portable Shortwave Radios**



New TEN-TEC  
Corsair II, PARAGON,  
OMNI V

IX Towers, Antennas,  
Mobile Radio mounts  
stocked. Call.

**AMERITRON AUTHORIZED DEALER**

MAIL ALL ORDERS TO: BARRY ELECTRONICS CORP., 512 BROADWAY, NEW YORK CITY, NY 10012 (FOUR BLOCKS NORTH OF CANAL ST.)

**New York City's LARGEST STOCKING HAM DEALER  
COMPLETE REPAIR LAB ON PREMISES**

### "Aqui Se Habla Espanol"

BARRY INTERNATIONAL TELEX 12-7670  
MERCHANDISE TAKEN ON CONSIGNMENT  
FOR TOP PRICES

Monday-Friday 9 A.M. to 6:30 P.M. Thursday to 8 P.M.  
Saturday & Sunday 10 A.M. to 5 P.M. (Free Parking)

IRT/LEX-"Spring St. Station". Subways: BMT-  
"Prince St. Station". IND-"F" Train-Bwy Station"  
Bus: Broadway #6 to Spring St. Path-9th St./6th Ave.  
Station.

**COMMERCIAL RADIOS  
STOCKED: ICOM, Motorola,  
MAXON, Standard,  
Yaesu. We serve municipa-  
lities, businesses, Civil  
Defense, etc. Portables,  
mobiles, bases, re-  
peaters...**

**ALL  
SALES  
FINAL**

We Stock: AEA, ARRL, Alinco, Ameco, Ameritron, Antenna Specialists,  
Astatic, Astron, B&K, B&W, Bencher, Bird, Butternut, CDE, CES, Cushcraft,  
Daiwa, Eimac, Henry, Heil, Hustler, Hy-Gain, Icom, KLM, Kantronics, Larsen,  
MJF, J.W. Miller, Mirage, Nye, Palomar, RF Products, Saxton, Shure,  
Tempo, Ten-Tec, TUBES, Yaesu, Vibroplex, Duplexers, Repeaters, Scanners,  
Radio Publications, Uniden, Kenwood, Maxon, RFC.

**WE NOW STOCK COMMERCIAL COMMUNICATIONS SYSTEMS**  
HAM DEALER INQUIRES INVITED PHONE IN YOUR ORDER & BE REIMBURSED  
**COMMERCIAL RADIOS stocked & serviced on premises.**  
Amateur Radio Courses Given On Our Premises, Call  
Export Orders Shipped Immediately. **TELEX 12-7670**

**FAX: 212-925-7001**



# Simple CW IDer

Automatic operation for repeater or fox . . .

by Glenn M. Cascino WN0EHE

For the past few years I've been involved with a 2 meter foxhunting group. Customarily, the winner of the hunt becomes the fox (hidden transmitter) for the next hunt. Being the fox is a lot of fun, but it can also cause some problems. What does one say for two hours straight? What type of transmitter should be used? Usually an HT is not suitable as a hidden transmitter, because of its low power and short battery life. Therefore, most people hide in their cars and use their mobile rigs. This makes for some very interesting hunts. But what if a portable transmitter was available that could run continuously and unattended for portable operation?

In a surplus electronics store, I found an old solid state Genave transmitter that was set up for data telemetry operation on the 150 MHz band. After being the fox a couple of times and running my five-hundred-dollar Yaesu dual-bander almost continuously, I found a use for that old telemetry transmitter. It did not have a microphone preamp since it was originally used for telemetry. Rather than build a preamp for it, I built a CW IDer. This solved the problem of what to say while hiding, and allowed unattended operation in a small portable and very "hideable" package.




Photo C. Hidden transmitter in enclosure with heat sink for continuous duty operation.

## The CW Identifier

Several members of the foxhunting group might use the portable hidden transmitter, so it should have several call letters available on the CW identifier. I built the identifier with TTL LS logic circuits. I used a dual 555 timer for CW rate and a 1 kHz audio oscillator (see Figure 1). The design is based on a 2716 EPROM (Erasable Programmable Read-Only Memory). One half of the 556 feeds two 7493 ripple counters (or one 74393), giving a binary output counting from 00 Hex to FF

Hex, or 256 counts. The eight outputs from the ripple counter are connected to the address lines A0 to A7 on the 2716. A8, A9, and A10 are not used so they are tied to ground. The ripple counter steps the 2716 through the first 256 addresses and continues to loop indefinitely.

In this application, the eight data lines on the 2716 are analogous to an 8-track magnetic tape, where all eight tracks are parallel to each other. Only one "track" or data line is read at a time. This allows you to program eight different CW calls or messages into the PROM. For our foxhunting, we programmed eight callsigns followed by "hidden transmitter." We used a ten-position rotary switch to select one of the eight data lines, one position for continuous tone, and the other position for no tone. The selected data line is connected through the rotary switch to pin 4 of the 556, enabling the 1 kHz audio oscillator. R6 and C5 filter the square wave from the 556 using a first order low-pass with a corner frequency



Photo A. Inside of the hidden transmitter. CW Identifier board is in lower right of the photo.




Photo B. CW hidden transmitter identifier.

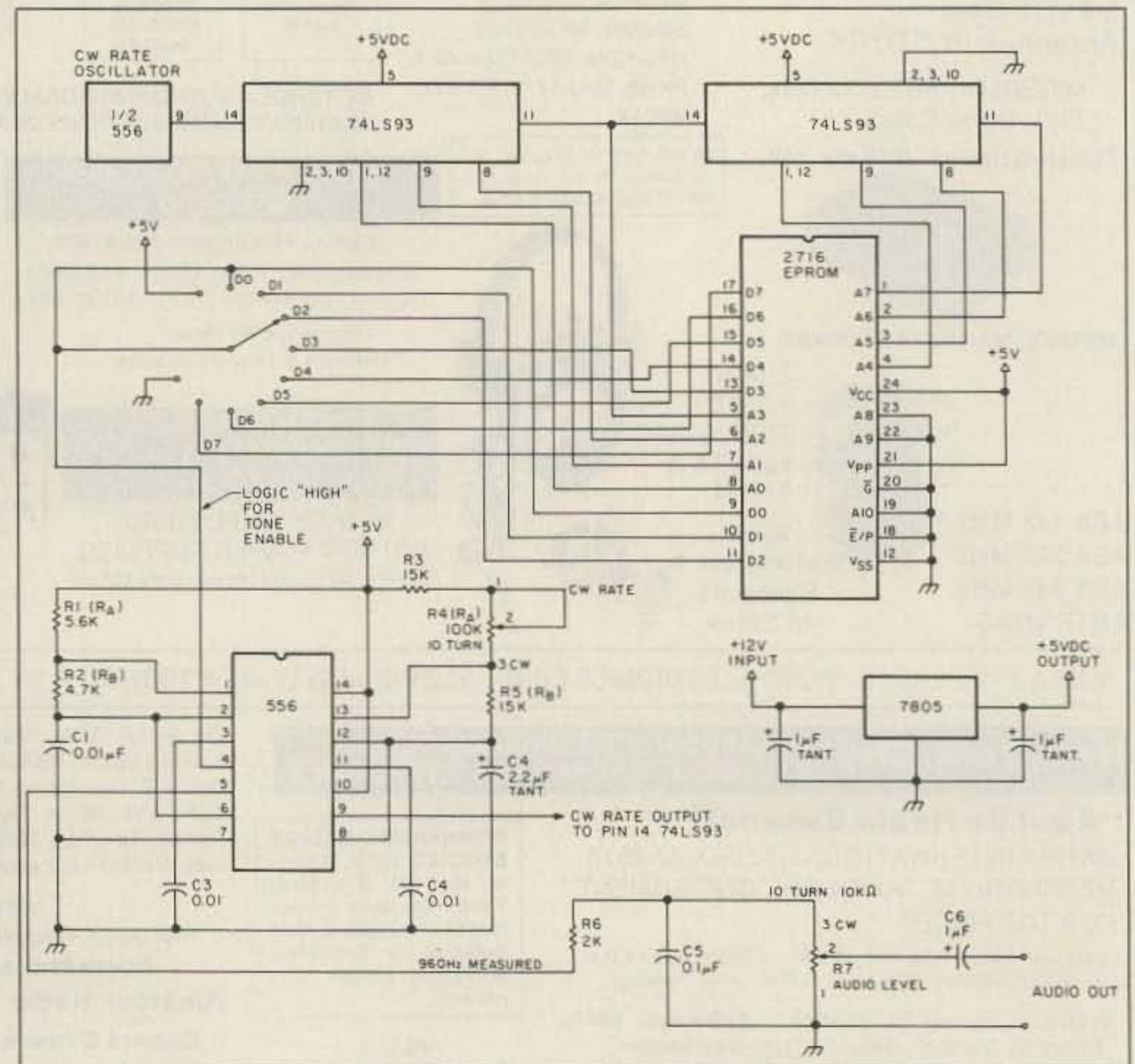


Figure 1. Hidden transmitter CW identifier schematic diagram.






Figure 2. An example of how to derive data words for PROM programming. (Only the first 14 address locations are shown.)

of 800 Hz, providing an audio output closer to a sine wave. R4 allows adjustment of the CW rate and R7 provides a wide range of audio output. The 7805 voltage regulator provides +5 volts to power all circuitry. The completed hidden transmitter with CW IDer is shown in Photo A.

The transmitter has been heat-sinked for continuous duty operation at a rated power of 10 Watts. One knob near the S0-239 connector allows for continuous power selection from 200 mW to 10 Watts (transmitter modification by WB4ETT and N0FVG). The other knob selects one of the eight programmed CW call letters. A terminal strip lets you connect a battery, with external PTT and audio, if desired.

### Programming the PROM

You should set up a list (as in Figure 2) to

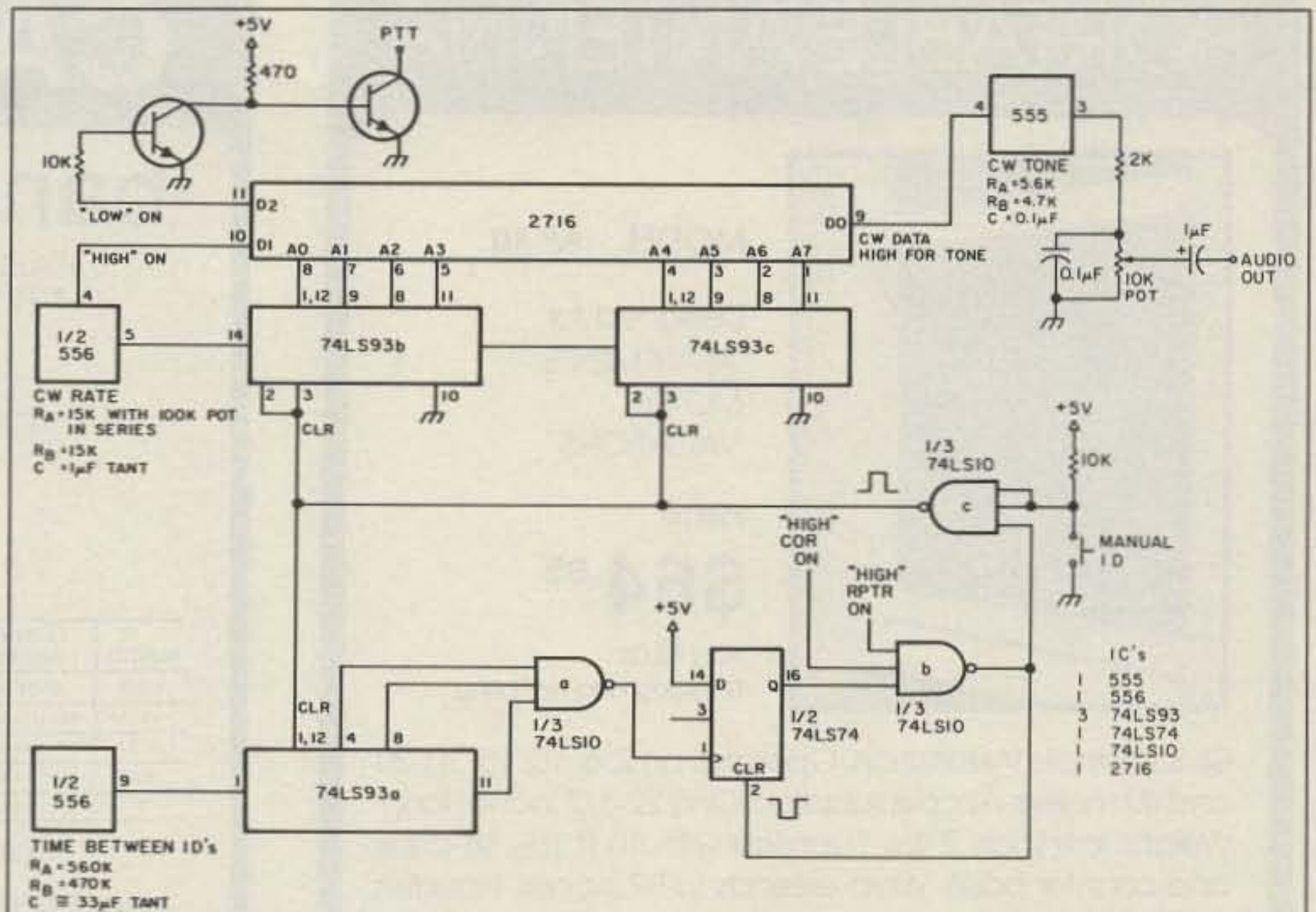


Figure 3. Repeater identifier schematic diagram.

program the PROM. Enter the message for each data line vertically, using one location for a dot and three locations for a dash. After you have entered all messages, you can calculate the hexadecimal value for each address. Then you can program the first 256 addresses of the 2716 using any type of PROM programmer.

### A Repeater Identifier

With additional circuitry, you can make a repeater identifier (see Figure 3). You use one data line (D0) for CW data information, again gating the audio oscillator. You can use the other data lines for control functions. D1 enables the CW rate oscillator when an ID is in progress. D2 keys the repeater transmitter. TTL logic inputs are provided for "COR present" and "repeater on."

### Circuit Operation

One half of the 556 timer provides clock pulses to the 7493(A) and the 7410(a). In ten minutes the D flip-flop (7474) is clocked, causing Q to go high. If the repeater is on and

COR is present, the output of the 7410(b) goes low, resetting Q to a low state and providing a high pulse output from 7410(c). This clears all ripple counters and starts the ID sequence.

When the ID is completed, D1 goes low to prevent further clocking of the 2716. All circuitry remains in this state until another ten minutes passes and the D flip-flop is set again. If Q is set, it remains set until the "repeater on" and "COR present" lines are both high, at which time the ID sequence is again initiated. **73**

## Where's the Beam?

Unobtrusive DX Gain Antennas for 80 thru 10  
 • Easily hidden • Install Fast • Fixed or Portable •

There's a 20 meter antenna with real DX Punch hidden in this picture. You can't see it, and your neighbors can't either. But it works DX barefoot anyway. How about a low profile 80/40/30 tri-band? Or a 2 element monobander for the attic? All easily fit the pocketbook—Priced \$29 to \$99.

Work DX without telling the neighbors

Airmail Infopack \$1 **AntennasWest**  
 Box 50062-S, Provo, UT 84605 (801) 373-8425

CIRCLE 107 ON READER SERVICE CARD

## ATV CONVERTERS • HF LINEAR AMPLIFIERS

DISCOVER THE WORLD OF FAST SCAN TELEVISION

70 CM  33 CM

AMATEUR TELEVISION CONVERTERS  
 ATV2 420-450 \$44.95 Kit  
 ATV3 420-450 (GaAs-FET) \$49.95 Kit  
 ATV4 902-928 (GaAs-FET) \$59.95 Kit

AUDIO SQUELCH CONTROL for ATV  
 SIL \$39.95 Kit

2 METER VHF AMPLIFIERS  
 35 Watt Model 335A \$79.95 Kit  
 75 Watt Model 875A \$119.95 Kit  
 Available in kit or wired and tested

HF AMPLIFIERS per MOTOROLA BULLETINS  
 Complete Parts List for HF Amplifiers Described in the MOTOROLA Bulletins.  
 AN758 300W \$160.70 EB63 140W \$88.65  
 AN762 140W \$93.25 EB27A 300W \$139.20  
 AN779 20W \$83.79 EB104 600W \$448.15

NEW!! 300 WATT 10-150 MHz Amplifier

POWER SPLITTERS and COMBINERS (2-30MHz)  
 600 Watt 2-Port \$59.95  
 1200 Watt 4-Port \$69.95

100W 420-450 MHz PUSH-PULL LINEAR AMPLIFIER - SSB-FM-ATV  
 KEB67-PK (Kit) \$129.95  
 KEB67-PCB (PC Board) \$18.00  
 KEB67-I (Manual) \$5.00

For detailed information and prices, call or write for our free catalog.

FERROXCUBE DEVICES  
 VK200-20/4B RF Choke \$1.20  
 56-590-65-3B Ferrite Bead \$1.20

HEAT SINK MATERIAL  
 Model 99 Heat Sink (6.5x12x1.6) \$22.00  
 CHS-6 Copper Spreader (6x6x1/4) \$18.00  
 Add \$2.00 additional shipping.

We also stock Hard-to-Find parts

CHIP CAPACITORS  
 METALCLAD MICA CAPACITORS  
 RF POWER TRANSISTORS  
 MRF141G \$209.20  
 MRF151G \$186.80  
 MINI-CIRCUIT MIXERS  
 SBL-1 \$6.50  
 SBL-1X \$7.95  
 ARCO TRIMMER CAPACITORS

Add \$2.00 for shipping and handling.


VISA **CCI** Communication Concepts Inc. 

121 Brown Street • Dayton, Ohio 45402 • (513) 220-9677

CIRCLE 99 ON READER SERVICE CARD



# PORTABLE ANTENNA



**MODEL AP-10**

Designed for  
APARTMENTS  
MOTELS  
VACATIONS

**PRICE**

**\$64.<sup>95</sup>**

Add \$3.00  
Shipping and Handling

Quick Simple Installation. Operates on 2, 6, 10, 15, 20, 30 and 40 meters. All coils supplied. Only 22-1/2 inches long. Weighs less than 2 lbs. Supplied with 10 ft. RG 58 coax and counter poise. Whip extends to 57 inches. Handles up to 300 watts.

VSWR—1.1:1 when tuned

Write for more details and other B&W products

ALL OUR PRODUCTS MADE IN USA




**BARKER & WILLIAMSON**

Quality Communication Products Since 1932

At your Distributors write or call  
10 Canal Street, Bristol PA 19007

**(215) 788-5584**



# CABLE - TV

## band - stop filters

- FOR ELIMINATION OF SEVERE INTERFERENCE
- FOR "CENSORING" OF ADULT BROADCASTS



- ATTENUATION - 45 dB TYPICAL
- BANDWIDTH - 4 MHz AT 5 dB POINTS
- INSERTION LOSS - 2 dB

MODEL	TUNING RANGE	FOR CHANNELS	PASSBAND	PRICE	SHIPPING/HANDLING
23H	50-66 MHz	2,3 (or 6 meter ham)	50-300 MHz	\$30	FREE
46FM	56-108 MHz	4,5,6 (or any FM)	50-300 MHz	\$30	FREE
1417	120-144 MHz	14(A) 15(B) 16(C) 17(D)	50-400 MHz	\$30	FREE
1822	144-174 MHz	18(E) 19(F) 20(G) 21(H) 22(I)	50-400 MHz	\$30	FREE
713	174-216 MHz	7,8,9,10,11,12,13	50-400 MHz	\$30	FREE

CALL FOR C.O.D. OR SEND CHECK TO ORDER.

SORRY, NO CREDIT CARDS

- SHIPPED WITHIN 3 DAYS • 30 DAY MONEY BACK GUARANTEE
- QUANTITY PRICING AS LOW AS \$15 EACH

*Star Circuits*

P.O. Box 8067

Pembroke Pines, FL 33084

**(305) 572-2913**

CIRCLE 53 ON READER SERVICE CARD

# C<sup>1</sup> 9 8 9 CHARLOTTE

HAMFEST AND COMPUTERFAIR

ARRL ROANOKE DIVISION CONVENTION

March 18 & 19, 1989 • Charlotte Convention Center • Charlotte, North Carolina

## DEALER BOOTH INFORMATION

**Robert Starling**

**N4GVF**

7921 Holly Hill Road

Charlotte, NC, 28227

(704) 568-7611

(Mon. - Fri. 9 - 5 EST)

- Over 160 commercial exhibit booths
- All major manufacturers will be here
- Special dealer flea market area available with **electricity**
- Over 500 flea market tables by pre-registration only
- 87,000 square feet of space indoors
- 9th largest convention in the Convention Center

For more ticket or flea market information, write to:

**CHARLOTTE HAMFEST AND COMPUTERFAIR**

P.O. BOX 221136 CHARLOTTE, NC 28222 - 1136

Or call: Jeff Blythe, KA4WYC (803) 222 - 9285



Affiliated Club



# 73 Review

by Mike Baker W8CM

## Star Circuits 6 Meter Filter

*No more TVI from 6-meter signals.*

Star Circuits  
PO Box 8067  
Pembroke Pines FL 33084  
Price Class: \$30 (quantity discounts)  
Tel. 305-572-2913

Anyone who operates 6 meters usually finds that his first award is WANTS, for "Worked All Nearby Television Sets." Even low-power 6 meter operation can make your neighbors take amazing notice of you. I run kilowatts on 1.8 through 432 MHz, but my neighbors only notice I'm on the air when I'm running 50 Watts on 6 meters!

Hams looking for RFI filters for 6 meters become frustrated. TV high-pass filters generally attenuate the HF bands, but they let 6 meter signals through because it is adjacent to Channel 2. Generally, optimized low-cost filters have not been available for the 6 meter band. A 6 meter filter had to be home-brewed from a piece of coax or twin lead as a stub filter. These stubs were difficult to tune (after cutting off too much, just try putting a quarter-inch back on!), bulky, and only marginally effective. Also, since no one makes a type "F" T-connector for coax, you had to roll your own by modifying a splitter assembly.

### A 6 Meter Filter at Last!

A new filter from Star Circuits may go down in 6 meter annals as the best thing to come along since sliced bread. This filter will be welcomed by active 6 meter operators and




Photo A. Star Circuits' 6 meter filter.

those who are staying out of the fun for fear of RFI. Star Circuits designed this filter, the 23-H, as a cousin to their existing line of cable TV filters. At my suggestion, Fred Kurtz, owner of Star Circuits, agreed to build a prototype filter for testing. Three cheers for Fred! Though not a ham, he was willing to listen to my entreaties.

### Installing the Filter

Installation of the 23-H turned out to be simple. The filter has standard type "F" fittings and can simply be placed in the antenna coax. You can mount the filter directly at the back of the TV set or VCR with a standard "barrel" male/male adapter (available from Star Circuits for 50c or at any Radio Shack for \$1.69).

### Operation

The filter is a band-reject device that tunes the entire 6 meter band with a notch attenuation of up to 37 dB (see Figure 1).

The 23-H filter comes with easily set adjustments for both the notch frequency center and bandwidth. I set the test filter for maximum notch depth and minimum bandwidth at 50.150 MHz. The filter's passband nicely covered the normal SSB portion of the 6 meter band. Additional attenuation or other notches could be obtained by inserting the filters in series and tuning for desired effect. The insertion loss of one filter was measured at 2.2 dB, so the effect on the TV picture is negligible.

### Conclusion

No device alone will ever be a cure-all for 6 meter RFI, and this filter will not solve problems caused by power line pickup or audio rectification. Regardless, Star Circuits' 23-H filter does give the 6 meter operator a valuable weapon against RFI that comes in on the antenna coax line. **73**

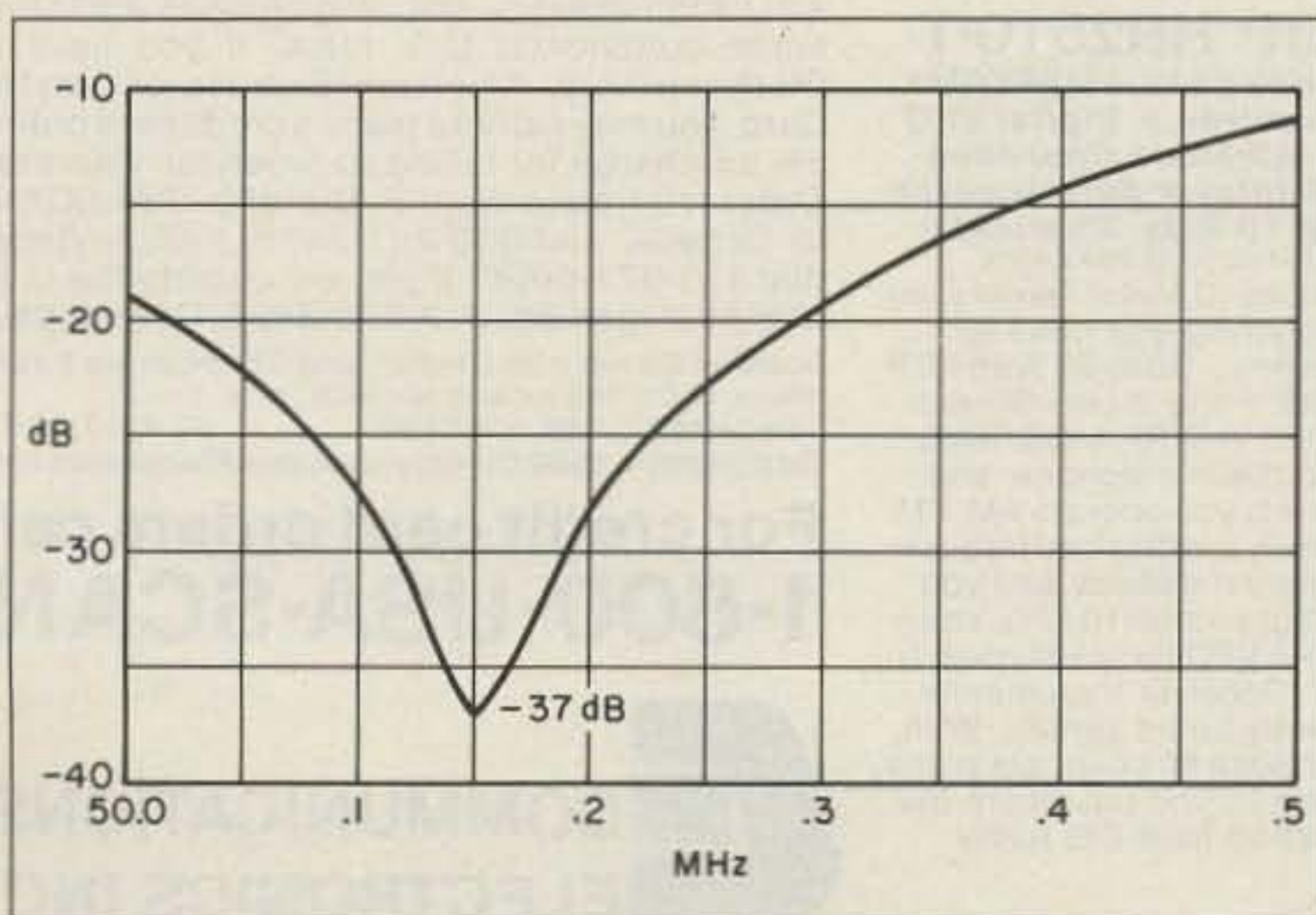


Figure 1. 50-50.5 MHz attenuation curve for Star Circuits' 6 meter filter, part number 23-H.

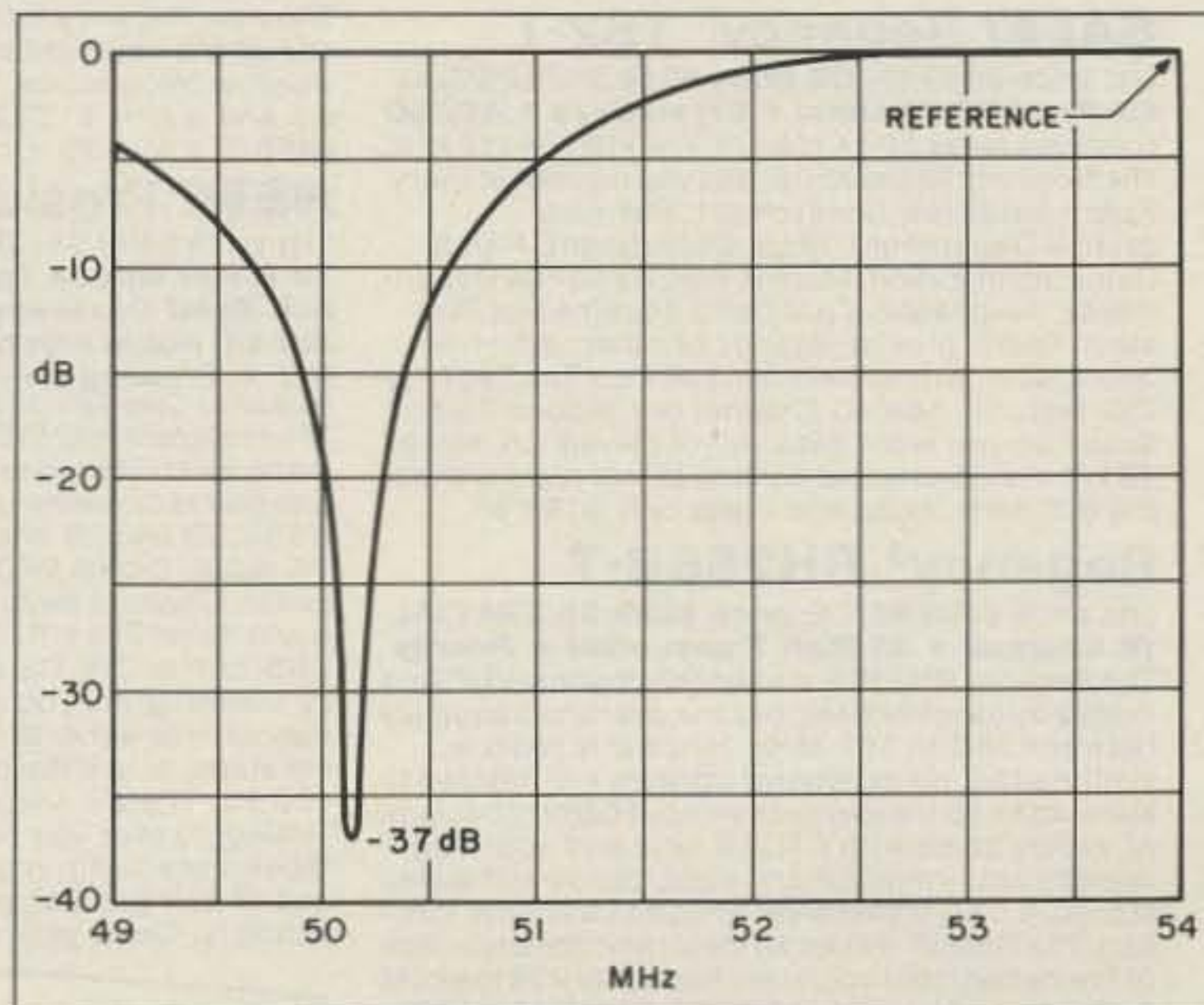


Figure 2. 49-54 MHz attenuation curve for the 6 meter filter, part number 23-H.



# uniden®

## \$12,000,000 Scanner Sale

Uniden Corporation of America has purchased the consumer products line of Regency Electronics Inc. for \$12,000,000. To celebrate this purchase, we're having our largest scanner sale in history! Use the coupon in this ad for big savings. Hurry...offer ends February 28, 1989.

### \*\*\*MONEY SAVING COUPON\*\*\*

Get special savings on the scanners listed in this coupon. This coupon must be included with your money order. Credit cards, personal checks and quantity discounts are excluded from this offer. Offer valid only on prepaid orders mailed directly to Communications Electronics Inc., P.O. Box 1045-Dept. UNI29, Ann Arbor, Michigan 48106-1045 U.S.A. Coupon expires February 28, 1989. Coupon may not be used in conjunction with any other offer from CEI. Coupon may be photocopied. Add \$9.00 for shipping in the continental U.S.A.

Regency TS2-T .....\$259.95  
 Regency INF1-T .....\$119.95  
 Regency INF5-T .....\$79.95  
 Regency R1090-T .....\$114.95  
 Regency UC102-T .....\$109.95  
 Regency RH606B-T .....\$419.95  
 Regency RH256B-T .....\$294.95  
 Bearcat 200XLT-T .....\$249.95  
 Bearcat 100XLT-T .....\$184.95  
 Bearcat 800XLT-T .....\$249.95  
 Uniden PRO500D-T .....\$34.95

### \*\*\*VALUABLE COUPON\*\*\*

### NEW! Bearcat® 760XLT-T

List price \$499.95/CE price \$244.95/SPECIAL 12-Band, 100 Channel • Crystalless • AC/DC Frequency range: 29-54, 118-174, 406-512, 806-956 MHz. Excludes 823.9875-849.0125 and 868.9875-894.0125 MHz. The Bearcat 760XLT has 100 programmable channels organized as five channel banks for easy use, and 12 bands of coverage including the 800 MHz band. The Bearcat 760XLT mounts neatly under the dash and connects directly to fuse block or battery. The unit also has an AC adaptor, flip down staff and telescopic antenna for desk top use. 6-5/16" W x 1 1/2" H x 7 3/4" D. Model BC 590XLT-T is a similar version without the 800 MHz band for only \$194.95. CTCSS squelch option now available.

### SALE! Regency® TS2-T

List price \$499.95/CE price \$269.95/SPECIAL 12-Band, 75 Channel • Crystalless • AC/DC Frequency range: 29-54, 118-175, 406-512, 806-950 MHz. The Regency TS2 scanner lets you monitor Military, Space Satellites, Government, Railroad, Justice Department, State Department, Fish & Game, Immigration, Marine, Police and Fire Departments, Aeronautical AM band, Paramedics, Amateur Radio, plus thousands of other radio frequencies most scanners can't pick up. The Regency TS2 features new 40 channel per second Turbo Scan™ so you won't miss any of the action. Model TS1-T is a 35 channel version of this radio without the 800 MHz band and costs only \$199.95.

### Regency® RH256B-T

List price \$799.95/CE price \$299.95/SPECIAL 16 Channel • 25 Watt Transceiver • Priority The Regency RH256B is a sixteen-channel VHF land mobile transceiver designed to cover any frequency between 150 to 162 MHz. Since this radio is synthesized, no expensive crystals are needed to store up to 16 frequencies without battery backup. All radios come with CTCSS tone and scanning capabilities. A monitor and night/day switch is also standard. This transceiver even has a priority function. The RH256 makes an ideal radio for any police or fire department volunteer because of its low cost and high performance. A 60 Watt VHF 150-162 MHz version called the RH606B-T is available for \$429.95. A UHF 15 watt, 16 channel version of this radio called the RU156B-T is also available and covers 450-482 MHz, but the cost is \$454.95.

### \*\*\* Uniden CB Radios \*\*\*

The Uniden line of Citizens Band Radio transceivers is styled to compliment other mobile audio equipment. Uniden CB radios are so reliable that they have a two year limited warranty. From the feature packed PRO 810E to the 310E handheld, there is no better Citizens Band radio on the market today.

PRO310E-T Uniden 40 Ch. Portable/Mobile CB...\$83.95  
 PRO330E-T Uniden 40 Ch. Remote mount CB...\$104.95  
 PRO500D-T Uniden 40 Channel CB Mobile .....\$38.95  
 KARATE-T Uniden 40 channel rescue radio .....\$53.95  
 GRANT-T Uniden 40 channel SSB CB mobile .....\$166.95  
 MADISON-T Uniden 40 channel SSB CB base...\$244.95  
 PC122-T Uniden 40 channel SSB CB mobile.....\$119.95  
 PRO510XL-T Uniden 40 channel CB Mobile.....\$38.95  
 PRO520XL-T Uniden 40 channel CB Mobile.....\$56.95  
 PRO530XL-T Uniden 40 channel CB Mobile.....\$79.95  
 PRO540E-T Uniden 40 channel CB Mobile.....\$97.95  
 PRO640E-T Uniden 40 channel SSB CB Mobile.....\$137.95  
 PRO710E-T Uniden 40 channel CB Base .....\$119.95  
 PRO810E-T Uniden 40 channel SSB CB Base ...\$174.95

### \*\*\* Uniden Radar Detectors \*\*\*

Buy the finest Uniden radar detectors from CEI today. TALKER-T Uniden talking radar detector .....\$184.95  
 RD7-T Uniden visor mount radar detector .....\$99.95  
 RD9-T Uniden "Passport" size radar detector .....\$114.95  
 RD9XL-T Uniden "micro" size radar detector .....\$144.95  
 RD25-T Uniden visor mount radar detector .....\$54.95  
 RD500-T Uniden visor mount radar detector .....\$74.95

### Bearcat® 200XLT-T

List price \$509.95/CE price \$254.95/SPECIAL 12-Band, 200 Channel • 800 MHz. Handheld Search • Limit • Hold • Priority • Lockout Frequency range: 29-54, 118-174, 406-512, 806-956 MHz. Excludes 823.9875-849.0125 and 868.9875-894.0125 MHz. The Bearcat 200XLT sets a new standard for handheld scanners in performance and dependability. This full featured unit has 200 programmable channels with 10 scanning banks and 12 band coverage. If you want a very similar model without the 800 MHz band and 100 channels, order the BC 100XLT-T for only \$189.95. Includes antenna, carrying case with belt loop, ni-cad battery pack, AC adapter and earphone. Order your scanner now.

### Bearcat® 800XLT-T

List price \$549.95/CE price \$259.95/SPECIAL 12-Band, 40 Channel • No-crystal scanner Priority control • Search/Scan • AC/DC Bands: 29-54, 118-174, 406-512, 806-912 MHz. The Uniden 800XLT receives 40 channels in two banks. Scans 15 channels per second. Size 9 1/4" x 4 1/2" x 12 1/2". If you do not need the 800 MHz band, a similar model called the BC 210XLT-T is available for \$178.95.

### Bearcat® 145XL-T

List price \$189.95/CE price \$94.95/SPECIAL 10-Band, 16 Channel • No-crystal scanner Priority control • Weather search • AC/DC Bands: 29-54, 136-174, 406-512 MHz. The Bearcat 145XL is a 16 channel, programmable scanner covering ten frequency bands. The unit features a built-in delay function that adds a three second delay on all channels to prevent missed transmissions. A mobile version called the BC560XLT-T featuring priority, weather search, channel lockout and more is available for \$94.95. CEI's package price includes mobile mounting bracket and mobile power cord.

### Regency® Informant™ Scanners

Frequency coverage: 35-54, 136-174, 406-512 MHz. The new Regency Informant scanners cover virtually all the standard police, fire, emergency and weather frequencies. The INF1-T is ideal for truckers and is only \$129.95. For base station use, the INF5-T is \$84.95. Order your scanner today.

### NEW! President® HR2510-T

List price \$499.95/CE price \$239.95/SPECIAL 10 Meter Mobile Transceiver • Digital VFO Full Band Coverage • All-Mode Operation Backlit liquid crystal display • Auto Squelch RIT • Preprogrammed 10 KHz. Channels Frequency Coverage: 28.0000 MHz to 29.6999 MHz. The President HR2510 Mobile 10 Meter Transceiver made by Uniden, has everything you need for amateur radio communications. Up to 25 Watt PEP USB/LSB and 25 Watt CW mode. Noise Blanking. PA mode. Digital VFO. Built-in S/R/MOD/SWR meter. Channel switch on the microphone, and much more! The HR2510 lets you operate AM, FM, USB, LSB or CW. The digitally synthesized frequency control gives you maximum stability and you may choose either pre-programmed 10 KHz. channel steps, or use the built-in VFO for steps down to 100 Hz. There's also RIT (Receiver Incremental Tuning) to give you perfectly tuned signals. With receive scanning, you can scan 50 channels in any one of four band segments to find out where the action is. Order your HR2510 from CEI today.



BC760XLT  
800 MHz.  
mobile scanner  
SPECIAL!

### \*\*\* Facsimile Machines & Phones \*\*\*

If you need an excellent facsimile machine, CEI has the full featured Faxtel 3300 fax by Pactal at a special price. FAX3300-T Pactal Fax machine with phone ....\$1,099.95  
 XE750-T Uniden Cordless Phone with speaker....\$99.95

### \*\*\* Extended Service Contract \*\*\*

If you purchase a scanner, CB, radar detector or cordless phone from any store in the U.S. or Canada within the last 30 days, you can get up to three years of extended service contract from Warrantech. This service extension plan begins after the manufacturer's warranty expires. Warrantech will perform all necessary labor and will not charge for return shipping. Extended service contracts are not refundable and apply only to the original purchaser. A two year extended contract on a mobile or base scanner is \$29.99 and three years is \$39.99. For handheld scanners, 2 years is \$59.99 and 3 years is \$79.99. For radar detectors, two years is \$29.99. For CB radios, 2 years is \$39.99. For cordless phones, 3 years is \$34.99. Order your extended service contract today.

### OTHER RADIOS AND ACCESSORIES

BC55XLT-T Bearcat 10 channel scanner .....\$114.95  
 BC70XLT-T Bearcat 20 channel scanner.....\$159.95  
 BC175XL-T Bearcat 16 channel scanner.....\$156.95  
 R1090-T Regency 45 channel scanner.....\$119.95  
 UC102-T Regency VHF 2 ch. 1 Watt transceiver.....\$114.95  
 BPS5-T Regency 16 amp reg. power supply.....\$179.95  
 MA549-T Drop-in charger for HX1200 & HX1500 .....\$59.95  
 MA518-T Wall charger for HX1500 scanner .....\$14.95  
 MA553-T Carrying case for HX1500 scanner.....\$14.95  
 MA917-T Ni-Cad battery pack for HX1000/1200 ...\$39.95  
 BP205-T Ni-Cad batt. pack for BC200/BC100XLT...\$49.95  
 B8-T 1.2 V AA Ni-Cad batteries (set of eight).....\$17.95  
 FBE-T Frequency Directory for Eastern U.S.A. ....\$14.95  
 FBW-T Frequency Directory for Western U.S.A. ....\$14.95  
 ASD-T Air Scan Directory .....\$14.95  
 SRF-T Survival Radio Frequency Directory .....\$14.95  
 TSG-T "Top Secret" Registry of U.S. Govt. Freq. ....\$14.95  
 TTC-T Tune in on telephone calls.....\$14.95  
 CBH-T Big CB Handbook/AM/FM/Freeband.....\$14.95  
 TIC-T Techniques for Intercepting Comm. ....\$14.95  
 RRF-T Railroad frequency directory .....\$14.95  
 EEC-T Embassy & Espionage Communications.....\$14.95  
 CIE-T Covert Intelligence, Elect. Eavesdropping ...\$14.95  
 MFF-T Midwest Federal Frequency directory.....\$14.95  
 A60-T Magnet mount mobile scanner antenna.....\$35.95  
 A70-T Base station scanner antenna .....\$35.95  
 A500-T 10 & 11 Meter - 500 Watt antenna.....\$38.95  
 A1300-T 25 MHz.-1.3 GHz Discone antenna.....\$109.95  
 USAMM-T Mag mount VHF ant. w/ 12' cable .....\$39.95  
 USAK-T 1/4" hole mount VHF ant. w/ 17' cable .....\$35.95  
 USAK450-T 1/4" hole mount UHF ant. w/ 17' cable.....\$35.95  
 Add \$4.00 shipping for all accessories ordered at the same time. Add \$9.00 shipping per radio and \$4.00 per antenna.

### BUY WITH CONFIDENCE

To get the fastest delivery from CEI of any scanner, send or phone your order directly to our Scanner Distribution Center. Michigan residents please add 4% sales tax or supply your tax I.D. number. Written purchase orders are accepted from approved government agencies and most well rated firms at a 10% surcharge for net 10 billing. All sales are subject to availability, acceptance and verification. All sales on accessories are final. Prices, terms and specifications are subject to change without notice. All prices are in U.S. dollars. Out of stock items will be placed on backorder automatically unless CEI is instructed differently. A \$5.00 additional handling fee will be charged for all orders with a merchandise total under \$50.00. Shipments are F.O.B. CEI warehouse in Ann Arbor, Michigan. No COD's. Most items listed have a manufacturer's warranty. Free copies of warranties on these products are available by writing to CEI. Non-certified checks require bank clearance. Not responsible for typographical errors.

Mail orders to: Communications Electronics, Box 1045, Ann Arbor, Michigan 48106 U.S.A. Add \$9.00 per scanner for U.P.S. ground shipping and handling in the continental U.S.A. For Canada, Puerto Rico, Hawaii, Alaska, or APO/FPO delivery, shipping charges are three times continental U.S. rates. If you have a Discover, Visa, American Express or Master Card, you may call and place a credit card order. 5% surcharge for billing to American Express. Order toll-free in the U.S. Dial 800-USA-SCAN. In Canada, dial 800-221-3475. FAX anytime, dial 313-971-6000. If you are outside the U.S. or in Michigan dial 313-973-8888. Order today.

Scanner Distribution Center™ and CEI logos are trademarks of Communications Electronics Inc. Sale dates 12/1/88 - 2/28/89 AD #010189-T1 Copyright © 1989 Communications Electronics Inc.

For credit card orders call  
1-800-USA-SCAN

COMMUNICATIONS  
ELECTRONICS INC.

Consumer Products Division  
P.O. Box 1045 □ Ann Arbor, Michigan 48106-1045 U.S.A.  
For orders call 313-973-8888 or FAX 313-971-6000



## GIVE YOUR EARS A BREAK!




### Auto-Kall AK-10

- Complete ready to use DTMF selective calling unit
- Use with FM or AM transceiver, scanner, etc.
- Built-in speaker • Automatic speaker reset
- Easy programming with switches • Call light
- Unrestricted 3-digit code, all 16 digits • Wrong number reset
- 12 VDC mobile or base with 117 VAC power pack (included)

**MoTron  
Electronics**

695 W. 21st Ave.  
Eugene, OR 97405

Call Toll Free 1-800-338-9058 or (503) 687-2118



**\$89.95**

(\$3.00 Shipping/  
Handling U.S.A.)

CIRCLE 127 ON READER SERVICE CARD



### Wideband Preamp 10-1000 Mhz

Dual GasFet low noise preamplifier for HF, UHF or VHF systems. Just perfect for the R-7000. Excellent for Spec Analyzers, Scanners, etc. Gain 20 Db +/- 1 DB, -3 Db at 2 & 1100 Mhz. 1 Db compression of >10 Dbm. Intercept points >45 Dbm. New shipped price of only \$124.95. Pa. residents please add 6% state tax.

**GTI Electronics**

RD 1 BOX 272  
Leighton, Pa. 18235  
717-386-4032

CIRCLE 327 ON READER SERVICE CARD

## ANTENNA MODELING



Easy to use, with menus, and optional mouse. Enter parameters, and get a color coded sinusoidal projection of a MW or SW antenna. Move over the projection with a mouse or cursor and read the gain at that point.

**LONG WIRE PRO** models long wires, vee's, dipoles, and rhombics displaying a sinusoidal projection. \$40

**VERTICAL PRO** models single verticals or arrays displaying a sinusoidal projection, a ground wave plot, and the impedance of each element. \$80

IBM PC compatible, DOS 2.0 or higher, 256K, CGA or EGA color required. International orders add \$5 shipping.



**EPSILON CO**

Box 715, Trumbull CT, 06611, (203) 261-7694

CIRCLE 324 ON READER SERVICE CARD

## Monitor More!

### Universal M-7000 COMMUNICATIONS TERMINAL

- ★ CW
- ★ Sitor B
- ★ ASCII Low
- ★ Bit Inversion
- ★ FAX AM/FM
- ★ Baudot
- ★ TDM-Moore
- ★ ASCII High
- ★ Var. Speed
- ★ Packet
- ★ Sitor A
- ★ FDM
- ★ Literal
- ★ Databit
- ★ Diversity

This military-grade surveillance decoder offers the ultimate in sophistication and performance for the serious teletype listener. No computer required. Too many features to list here. Write for complete technical specifications. From \$999.00 net.

#### Universal Radio

1280 Aida Drive Dept. 73  
Reynoldsburg, OH 43068  
Toll Free: 800 431-3939  
In Ohio: 614 866-4267

Huge 70 Page  
SWL Catalog  
Available for  
\$1 Refundable

### PC HF FACSIMILE \$79.95

A complete facsimile reception system for your IBM PC or compatible. Receive grayscale images in up to 16 shades or pseudo color depending upon your graphics card and printer.

#### Includes:

Demodulator Software 50 Page Manual Tutorial Cassette

#### Requires:

HF receiver Graphics card PC with 320K Serial port



Software Systems Consulting  
1303 S. Ola Vista  
San Clemente, CA 92672  
(714) 498-5784

CIRCLE 250 ON READER SERVICE CARD

## THE RF CONNECTION

"SPECIALIST IN RF CONNECTORS AND COAX"

Part No.	Description	Price
PL-259/USA	UHF Male Phenolic, USA made	\$ .60
83-1SP-1050	PL-259 Phenolic, Amphenol	.85
83-822	PL-259 Teflon, Amphenol	1.50
PL-259/ST	UHF Male Silver Teflon, USA	1.50
UG-175	Reducer for RG-58	.20
UG-176	Reducer for RG-59 & MINI 8	.20
UG-21D/U	N Male RG-8, 213, 214, Amphenol	2.95
UG-21B/U	N Male RG-8, 213, 214, Kings	4.00
9913/PIN	N Male Pin for 9913, 9086, 8214 fits UG-21D/U & UG-21B/U N's	1.50
UG-21D/9913	N Male for RG-8 with 9913 Pin	3.95
UG-21B/9913	N Male for RG-8 with 9913 Pin	4.75
UG-146/U	N Male to SO-239, Teflon USA	5.00
UG-83/U	N Female to PL-259, Teflon USA	5.00

"THIS LIST REPRESENTS ONLY A FRACTION OF OUR HUGE INVENTORY"

**THE R.F. CONNECTION**  
213 North Frederick Ave. #11  
Gaithersburg, MD 20877  
(301) 840-5477

PRICES DO NOT INCLUDE SHIPPING  
PRICES SUBJECT TO CHANGE  
VISA, MASTERCARD, ADD 4%  
UPS C.O.D. ADD \$2.25 PER ORDER

CIRCLE 115 ON READER SERVICE CARD

MISSION CONSULTING, INC.  
MISSION COMMUNICATIONS  
11903 Alief-Clodine Suite 500  
HOUSTON, TEXAS 77082



WE HAVE EXPANDED AND NOW STOCK MANY NEW PRODUCTS. WE CARRY:

AEA, ALINCO, AMECO, AMP SUPPLY, ALPHA DELTA, ANTECO, ARRL, B&B INSTRUMENTS, BARKER & WILLIAMSON, BENCHER, BOMAR, BUTTERNUT, BEE, CUSHCRAFT, COMMUNICATION SPECIALISTS, CRB RESEARCH, DAIWA, DIAMOND, HENRY, HUSTLER, HAM RADIO, INTL. CRYSTAL, INTL. WIRING & CABLE, KANTRONICS, KACHINA, KENPRO, KDK, KLM/MIRAGE, LUNAR, LARSON, MOBILE MARK, MFJ, NEUTECH, NCG, NYE, PERIPHIX, QST, RF INDUSTRIES, RADIO PUBLICATIONS, RADIO AM, CALLBOOK, SAMSON, SPI-RO, SMILEY ANTENNA, SANTEC, SYN, TEXTILES, 73MAG, STANDARD, TAD, TEN-TEC, VALOR, VECTOR, GORDON WEST, WELZ, YAESU, AND ICOM.

In house service available.  
Just write, or give us a call!

(713) 879-7764  
Telex 166872 MCON UT

CIRCLE 187 ON READER SERVICE CARD

## RC-1000 REPEATER CONTROLLER

From  
Micro  
Computer  
Concepts

- Complete RX-TX-Phone Line Interface
- Repeater Control
- CW ID
- Remote Base/Tape
- Reverse Patch
- Pulse/Tone Dialing
- Autopatch
- Tailbeeps
- 12 V AC/DC Oper.
- DTMF Decoder
- 90 Day Warranty

Wired & Tested w/manual ...\$219.95

Distributed by:

**R & L Electronics**

575 Main St. / Hamilton, OH 45013

1-800-221-7735

in Ohio

513-868-6399



CIRCLE 348 ON READER SERVICE CARD

## NEW!

### MORSE TUTOR Made Easy & Fun

Introducing the most Comprehensive and Easy-to-Use code course available today!

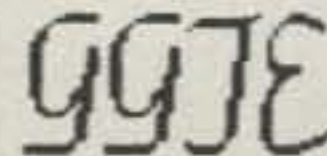
—MORSE TUTOR is available for IBM PC, XT, AT, PS/2 and compatibles.

#### FEATURING!

- ★ 1-100 word/minute code speeds
- ★ Standard or Farnsworth modes
- ★ Adjustable code frequency
- ★ Over 1 Billion possible random QSOs
- ★ Letter, number, and punct. mark coverage
- ★ Self calibrating/menu driven design
- ★ Display text—while listening or after copying

To Upgrade or learn CW, Send check or M.O. for \$19.95 + \$2 S&H to:

"Morse Tutor is, quite simply, a superb value!"  
Bryan Hastings, KA1HY  
July, 1988, 73 Magazine



REFER TO QST  
JULY '88 P. 49

21881 Summer Circle, Dept. MTS  
Huntington Beach, CA. 92646

CA. Residents add \$1.20 sales tax

NOW AVAILABLE THRU UNCLE WAYNE'S BOOKSHELF,  
THE ARRL & FINE DEALERS EVERYWHERE

CIRCLE 339 ON READER SERVICE CARD



# HAMSATS

## Amateur Radio Via Satellite

Andy MacAllister WA5ZIB  
14714 Knightsway Drive  
Houston, TX 77083

### AMSAT GENERAL MEETING

#### Space Symposium 1988

AMSAT is moving forward. During the 1987 meeting in Detroit, the organization emphasized two goals: In the near future there will be some sort of PACSAT or digital satellite compatible with packet radio, and the long-term focus will be on Phase 4 geostationary satellite development.

While design and engineering of Phase 4 continues at a measured pace, the packet satellite project has exploded with activity. Although there has been some controversy, the designers and builders are in the last stages of putting the first four Microsats in orbit. Instead of a simple mock-up, a real flight model was on display at the AMSAT General Meeting and Space Symposium in Atlanta last November. Except for the "Do Not Touch" signs, this small package, just nine inches on a side, was right there for all to see. For the '90s, AMSAT continues pursuing Phase 4, but the next two years will be dominated by Microsats.

#### An Exciting Interruption

Saturday morning, just after AMSAT Executive Vice President John Champa K8OCL had completed the official welcome and introductions, a few hams were seen setting up a type of VHF station in the parking lot in front of the

Atlanta Airport Marriott Hotel. Leonid Labutin UA3CR was with them. Leo had been invited to previous AMSAT meetings, but this was the first time he had made it to the U.S. He reported that, just four days earlier, a contact had been made between U2MIR, onboard the Mir Space Station, and UK3KP in Moscow. Now it appeared that these hams were going to attempt a contact from the hotel parking lot to the orbiting Mir.

We were not disappointed. At 1540 UTC, Saturday November 12, Byron Lindsey W4BIW, AMSAT Convention Chairman, had the honor of making the first U.S. to Mir amateur radio contact on an undisclosed 2 meter frequency. Byron's "earth station" used an ICOM IC-2AT with a 30-Watt amplifier and a dipole antenna aimed by *Satellite Experimenter's Handbook* author Martin Davidoff K2UBC. Although signals were very weak on this short pass, later contacts with Vladimir Titov U1MIR, Musa Marinov U2MIR, and the onboard doctor U3MIR were much better.

Any satellite operator can work the Mir space station. Although many contacts have been made on the direct frequency of 145.55 MHz, the official uplinks are 145.525 and 145.575 MHz. The downlink is 145.55 MHz. According to Leo UA3CR, the rig used by the cosmonauts for the early contacts was a Yaesu portable model purchased in the U.S. by UA6HZ. It was allegedly sent into space in a box that was supposed to be

carrying a cake. The Mir ham antenna is a simple quarter-wave whip mounted externally. A 10-Watt 2 meter rig built by hams in the Soviet Union and Hungary is to be sent up later. As with American efforts to put ham radio into space, the Soviet proposals for the same have been denied until recently.

Amateur Radio Club to make arrangements and coordinate the event. This was the second year for a parallel session of talks. There was not enough time in the weekend for all of the papers to be presented sequentially. The satellite enthusiast faced serious choices due to the many fascinating topics covered concurrently.



Photo B. Leonid Labutin UA3CR discusses Soviet packet radio operation from space over a microsat.

Accurate tracking information for Mir is hard to find. Although NASA provides Keplerian element sets from the Goddard Space Flight Center to those requesting them, by the time hams receive them via mail, they may be seriously outdated. Mir is in a very low orbit. The decay rate is significant and the cosmonauts frequently use thrusters to maintain orbit. Although this may sound like something from Star Trek, it is a very real situation caused by atmospheric drag. Our own Skylab succumbed to drag and re-entered several years ago. Hamsats users can find reasonably correct tracking data for Mir via the AMSAT 20 and 75 meter nets.

W5LFL, W0ORE and DP0SL were the first calls heard from space. We have now heard U1MIR, U2MIR, and U3MIR. Several more "MIR" callsigns are expected as more cosmonauts are authorized for ham activity via the Soviet space program. Upcoming projects may also include packet radio from Mir. Space-ready TNCs are already on the workbench in Moscow.

#### Back to the Symposium

Even without the excitement of such a historic moment as the *Mir-U.S.* ham contact, the Space Symposium would have ranked with the best. The Atlanta AMSAT group worked with the Atlanta

Programs on Saturday began with AMSAT Vice President of Operations Courtney Duncan and his presentation on the future of the amateur satellite program's control station operation. When the first set of microsats are launched, controllers will be needed to maintain satellite operating schedules and monitor vital signs.

Stan Sjol W0KP followed Courtney with an update on progress made at Weber State College in Ogden, Utah, toward the microsat and Phase 4 projects. Weber State was responsible for the NUSAT-1 satellite launched from the shuttle cargo bay a few years ago.

Other early morning papers included one by W4ITJ on satellite orbital characteristics prior to atmospheric re-entry and another by JM1MCF, JR1SWB, and JK1VXJ dealing with multi-microsat data transfer management. Although the microsats are not yet in orbit, discussions and studies are already underway to determine efficient use of the resource of inter-satellite communications.

AMSAT directors Dr. Tom Clark W3IWI and Dr. Bob McGwier N4HY teamed with Lyle Johnson WA7GXD of TAPR (Tucson Amateur Packet Radio Corporation) to present progress on AMSAT's Microsat/Pacsat program, the DSP (Digital Signal Processing) project, and the joint efforts of



Photo A. Several hams look on as preparations are made for the first US to Mir Space Station amateur radio contact.



AMSAT and TAPR to finalize hardware for amateur use.

Capping the morning was a field organizational meeting hosted by Doug Loughmiller KO5I; the microwave beacon system of Charles Osborne WD4MBK; RS-11 ionospheric experiments by KT7D, KV7B, and Jeff Schoen; and notes on the proposed American space station ham radio activities by Ed Stluka W4QAU.

Saturday afternoon was packed with more exciting talks. ZS6AKV described BACAR (Balloon Carrying Amateur Radio) efforts in South Africa while N4HY, WA7GXD, and N0ADI continued with microsat and PACSAT software and hardware descriptions.

AMSAT Vice President of Engineering and Board of Directors Chairman Jan King W3GEY gave an update on AMSAT-OSCAR-13. Dick Jansson WD4FAB presented a mechanical engineering status report on the AMSAT Phase 4 project complete with drawings and descriptions.

Other talks in the afternoon sessions included a Skitrek wrap-up report, the future of the Japanese amateur radio program, and a mission profile of the NOAA-H weather satellite.

No one could possibly attend every talk or absorb all of the material. In recent years AMSAT has recognized this problem and has published copies of the proceedings. 1988 was no exception. A copy can be purchased from AMSAT-NA for \$12. Call 301-589-6062 or write to AMSAT, P.O. Box 27, Washington, DC 20044. AMSAT members may also rent copies of the videotapes that were made of all talks at the Space Symposium.

The symposium was followed

#### A-O-13 operating schedule up to March 15, 1989:

Mode B	from MA 3 until MA 100
Mode JL	from MA 101 until MA 150
Mode B	from MA 151 until MA 240
OFF	from MA 241 until MA 2

#### A-O-13 operating schedule from March 16 until May 3, 1989:

Mode B	from MA 100 until MA 150
Mode JL	from MA 151 until MA 210
Mode B	from MA 211 until MA 0
OFF	from MA 0 until MA 100

Table 1. Early 1989 A-O-13 schedules. MA (Mean Anomaly) defines the satellite's orbital position where MA 128 is apogee and MA 0 or 256 is the perigee.

by a banquet with keynote speaker Geoffrey Perry of the Kettering Group. Known worldwide for their incredible ability to decipher Eastern Bloc satellite telemetry, the group's methods appear as a mix of intuition and black magic. Tenacious perseverance and insight have allowed this group of mostly high-school students to decode encrypted signals from Chinese and Soviet satellites using only simple equipment.

Leo UA3CR followed Geoffrey with updates on Soviet hamsat projects and the possibility of a joint Soviet-American Antarctic Skitrek. Outstanding AMSAT volunteers were recognized, prize drawings were held, and speeches were made by the AMSAT officers.

If Saturday wasn't long enough, those wishing more stayed for the Board of Director's meeting on Sunday and Monday. Changes were made to the AMSAT publications, a new set of bylaws were approved, and Leo became UA3CR/W4. On Sunday morning, he passed his Novice and by din-

ner he had passed all the requirements necessary for a U.S. Extra-class license.

Times are changing and AMSAT truly is moving with them.

#### Updates

RS-10/11 continues with Mode A (2 meters up and 10 down) seven days a week. On weekdays, Mode K (15 meters up and 10 down) and Mode A may be activated simultaneously. Mode T (15 meters up and 2 down) will not be activated due to interference problems with the main payload. RS-10 is still operational but will only be activated if something goes wrong with RS-11.

Fuji-OSCAR-12 was available in December for limited periods. The declining batteries and poor power budget have weighed

heavily on this satellite. JAS-1B is reported to have 50 percent more power, improved antennas, and sun-sensor. No launch has yet been identified. Check the AMSAT bulletins for current information.

#### Check The Polarization

Many have compared operation via AMSAT-OSCAR-10 and AMSAT-OSCAR-13. A few even decided that A-O-10 works better than A-O-13. There are reasons for this. First, if a station listens to A-O-13 while the satellite's directional antennas are aimed more than 40 degrees off, signals will be weak. A-O-10 transmits on its omni antenna, so pointing angle is not as critical. Many stations are using linear downlink antennas or circular polarization antennas that are set for left-hand circular rather than right-hand circular (favored by A-O-13). My own KLM-14C was wired for LHCP. To go to RHCP the relay must be energized. Check your system and operate around times when Mode S (70 cm up and 13 cm down) is activated. The ground-control stations command Mode S "ON" whenever pointing angles are best (usually around apogee, the orbit's high point) since satellite off-pointing is most critical then. When A-O-13 favors your location, signals will be fantastic. During the best times, reports of reception using only simple whips are common. 73



Photo C. Ready for launch, an AMSAT NA microsat was on display at the space symposium. It will be launched into a polar orbit via an Ariane rocket.




Photo D. Scale model of ITAMSAT from AMSAT Italy. Italy's first satellite may be launched within a year.



# LETTERS

## From the Hamshack

### The Vote's In On 73s And 88s!

Yes, I vote against Best Regardses and Hugs and Kisses or 73s and 88s.

I know that some use it as a matter of convention. Most hams that go back 20, even 10 years, still believe in clean signals, proper procedures, and the old-fashioned ethics of amateur radio.

I personally don't feel that it is possible to ever return to pride of self, accomplishment, and being a good operator, and a technically-informed operator. We are stuck with what we have become. At least the FCC has enough sense to start reassigning frequency assignments to the commercial people (i.e. 220 MHz).

Joe Feagans  
Tallula, IL

Joe, thanks for taking the time and effort to send your comments.

Your opening comments clearly refer to the vote set up in the September issue by the then-Editor-

in-Chief Larry Ledlow, Jr. NA5E. Larry called for this vote as a result of a letter sent to us by Brent NW0T ("Letters" September 1988). In that letter, Brent claimed that "73s" and "88s," defined in December 1987 73 "Welcome Newcomers," are incorrect, because the plural meaning was already incorporated in the numbers. Evidently, NA5E, as well as myself, had learned the convention—right or wrong—of putting the "s" on the end of 73 and 88, as he then had final say on all editorial material.

The final tally:  
Against the use of the "s" . . . . . 2  
For the use of the "s" . . . . . 2  
"Who really cares?" . . . . . 5  
Thanks to all who participated in this vote! . . . NS1B

### Who Cares?

I wonder sometimes if people like NW0T have anything better to do in life than try and impress others on how gracious their English and knowledge of the

Amateur Radio rules are.

I like saying 73s and sometimes I like saying 88s, but to have someone tell me that just because I talk with a little twang, I have to change? Tell Brent to take a hike and impress someone else, as he only goes to show you that being a HAM takes all kinds. Elmer, his teacher, as well as others have to change with the times and accept the new words and new slangs that come about!

The world is changing, Brent, hope you do too! **Frank N9GQR**

'Nuff said!

### Not Another Noah!

I recently coined a new term and definition in ham radio, and thought I would submit it to 73 to share with the rest of the world.

**R-I-G-A-M-O-R-T-U-S**—"That state in ham radio in which your finals smell like burnt shoe leather, making your key good for only cracking walnuts."

Francis Dohanich WB5PUB  
Austin TX

Thanks a lot there, Francis, we think.

### Really, Really Rad

Damn, you write provocative *Whew!*

and informative editorials.

Thank you for the lengthy and thought-demanding work in the November issue. I respect those who "never say die" and live their lives in harmony to that philosophy. The more of your editorials I read the less radical you seem . . . or is it the more radical I seem. Whatever, I can see the power of your pen and appreciate it.

It is most difficult to appeal to the good judgment of a bureaucracy such as the ARRL without getting the feeling you have violated the sanctity of ham radio, and proud tradition. Just as it is tradition that chokes the life out of most denominations and their applications in Scripture, likewise it is tradition that is choking the life from ham radio. We have no Pope or final authority above us, so we have turned our own destiny over to the tyranny of tradition. If we ain't done it (sic) that way previously, it must be wrong.

You have helped me get a grip on this destructive and pervasive attitude, and I commit myself to seeking new ways to advance my hobby.

Doug Strange  
Comanche OK

## EVERY ISSUE of 73 on microfiche!

The entire run of 73 from October, 1960 through last year is available.

You can have access to the treasures of 73 without several hundred pounds of bulky back issues. Our 24x fiche have 98 pages each and will fit in a card file on your desk.

We offer a battery operated hand held viewer for \$75, and a desk model for \$200. Libraries have these readers.

The collection of over 600 microfiche, is available as an entire set, (no partial sets) for \$180 plus \$5 for shipping (USA). Annual updates available for \$10.

Your full satisfaction is guaranteed or your money back. Visa/MC accepted.

**BUCKMASTER PUBLISHING**  
"Whitehall"  
Route 3, Route 56  
Mineral, Virginia 23117  
703-894-5777  
800-282-5628

CIRCLE 365 ON READER SERVICE CARD

## SAVE TIME & POSTAGE!

Circle advertiser's numbers on our handy reader service card to send for valuable information from advertisers in this issue. Use our Ad Index to locate advertiser's Reader Service numbers even faster!

## Let the Sun Power your Station!



The \$269.95 Bullet-Tested QRV Solar Power Supply keeps your repeater on the air 'round the clock or powers your 100w HF station 60 hrs a month. Control circuit speeds charge, protects gel cells & sealed batteries. Fully assembled, QRV, portable. Easily expanded.  
Add \$10 S&H Air Mail Info \$1  
**AntennasWest**  
(801)373-8425 Box 50062-S Provo UT 84605

CIRCLE 303 ON READER SERVICE CARD

## QRV Antenna EmergencyPacks



EmergencyPacks contain QRV All Band kink-proof wx-sealed multi-band Dipole-V-Sloper antenna, 70' coax feedline, Quick Launch system, rotproof dacron support braid, 52 p Tech Manual. Complete. Ready for Action. One person installs in 15 minutes. Infopack \$1 by 1st class mail.  
**Fastest Antennas in the West**  
Box 50062-S, Provo, UT 84605 **AntennasWest** (801) 373-8425

80-10 102' long \$99.95  
40-10 51' long \$89.95  
Add \$10 S & H.

CIRCLE 304 ON READER SERVICE CARD

**\* OMAR ELECTRONICS \***  
FOR ALL YOUR AMATEUR NEEDS  
SPECIAL PRICES on all  
MFJ PRODUCTS \* A.R.R.L. PUBLICATIONS  
and other Ham Radio equipment!  
VISA 404-466-3241 MasterCard  
**OMAR ELECTRONICS** • Omar Pupo WA8FON  
RTE 1 HIGHWAY 81 SO. • LOGANVILLE, GA 30249  
CIRCLE 292 ON READER SERVICE CARD

# INDIANA HAMFEST

**SUNDAY, MARCH 12, 1989**

Open at 8:00 A.M.

Located on the Indiana State Fairgrounds  
Indianapolis, IN

- All Indoors • Free Parking - Paved Lots • Forums - Nationally Advertised Commercial Dealers • Flea market • VEC DEVRV Testing • Ladies Forums and Activities • Over 500 Tables

Enjoy a show by our "Quality" Dealers  
Talk-in on the "Mighty (2.1 KW) 525" - 145.25 MHz

NOTE: TABLES SOLD OUT IN 1987 AND 1988

For Tables: SASE To: Aileen Scales KC9YA, 3142 Market Place, Bloomington, IN 47401, 812-339-4446



# New from AOR

2000 Channels  
5MHz to 2000MHz



**AR2515**

- Covers 5MHz to 2000MHz in AM/FM/Wide FM modes. Continuous coverage.
- 2000 Channel Memory
- 1984 Scan Frequencies & 16 Search Groups.
- Scan/Search speeds up to 36 channels or increments per second.
- Built in RS 232 computer interface.
- 25 Day Satisfaction Guarantee. Full Refund if not Satisfied.
- Size: 3 1/2" H x 5 1/4" W x 7 1/4" D. Wt.: 2 lb. 10 oz.
- Supplied with AC & DC power cords. Telescopic antenna.

Total Price, Freight Prepaid (Express Shipping Optional)  
\*Upgrades of AR2002's to AR2515 specs Available.

**\$695.00**



10707 E. 106th St. Indpls., IN 46256


Toll Free 800-445-7717

Visa and MasterCard (COD slightly higher)

In Indiana 317-849-2570 Collect FAX (317) 849-8794

CIRCLE 355 ON READER SERVICE CARD

## "How Does Your Remote Base Stack Up?"



### Now it's easy to add a multi-band remote to your repeater.

Your repeater can link to any frequency on up to six bands with ACC's new interface to the ICOM IC-900 Super Multi-Bander System.

Our new FC-900 Interface connects your ACC controller to the ICOM band units (the ICOM fiber optic controller and interface aren't needed). Add new bands to your system by just adding band units. And best of all - everything just plugs together!

If you've built remotes before, you'll appreciate the simplicity - and the performance. If you haven't, now is the time to add a new remote base or linking system to your repeater.

Extend the range of your repeater, link to other repeaters for emergency and public service activities, and benefit from the elevation of your repeater site for all bands. From ten meter DX to 1200 MHz linking - and everything in between.

ACC pioneered frequency agile remotes and links on repeaters years ago. Now we've made it easy. One more reason that ACC is the right choice for your repeater system.

Write or call for more information on ACC's line of repeater controllers, voice storage units, and the new FC-900 Interface.

**acc** advanced computer controls, inc.

2356 Walsh Avenue, Santa Clara, CA 95051 (408) 727-3330

CIRCLE 1 ON READER SERVICE CARD

**THE ISOTRON**  
ANTENNAS FROM 160-10 METERS  
NEW LOCATION  
NO TUNERS!  
NO RADIALS!  
NO RESISTORS!  
NO COMPROMISE!

THREE EXCELLENT REVIEWS JUST DON'T HAPPEN BY CHANCE. CALL US FOR A FREE CATALOG

• See review in Oct 73, 1984 • Sept 73, 1985 • March 73, 1986

**BILAL COMPANY**

137 Manchester Dr. Florissant, CO 80816 PH: 719-687-0650

CIRCLE 42 ON READER SERVICE CARD

KENWOOD ICOM YAESU

We want to be Your Radio Store

Full Line of Amateur Radio and Computer Interfacing & Accessories. • Tim W7IQY or Preben K7KMZ



1-800-942-8873  
(801) 467-8873

1057 E. 2100 So. Salt Lake City, Utah 84106

CIRCLE 343 ON READER SERVICE CARD

### 1988 CALL DIRECTORY

(On microfiche)

Call Directory ..... \$8  
Name Index ..... 8  
Geographic Index ..... 8

All three — \$20

Shipping per order \$3

**BUCKMASTER PUBLISHING**

Mineral, Virginia 23117

703: 894-5777 800: 282-5628

CIRCLE 7 ON READER SERVICE CARD

## INTRODUCING THE SUPERSCANNER FT

### Turbocharging module for your Yaesu 727

- ★ Increase the scan rate to nearly 10 channels per second! (Nearly 5X the normal scan rate)
- ★ Scans 1 Meg in 12 seconds!
- ★ Easily installed!
- ★ Small size!
- ★ Introductory price of \$39.95!

Send \$39.95 plus \$2.00 S&H to:

**XPERTEK ELECTRONICS**

5312 ERNEST ROAD, LOCKPORT, NY 14094

(716) 434-6380

(NY residents add appropriate sales tax)

The first 100 customers mentioning this ad will receive \$5 off the purchase price.

CIRCLE 369 ON READER SERVICE CARD



## Ham Television

Mike Stone WB0QCD  
PO Box H  
Lowden Iowa 52255

### Advancing the State of the Art

73 Magazine is taking a more technically-oriented tack now, and so shall the ATV column! For the past two years, many of you have followed this column each month to enhance your knowledge of fast and slow scan TV operation. Many of you have also bought or built your own ham TV gear, and now you're on the air, sending live black and white, or even color, amateur TV pictures across town or within the county. Some of you have become really serious about ATV DXing, even out of state. Great going!

Stay with us in 1989, and we'll take you even further into the mystical world of the video waveform. In future columns, we will cover easy-to-build receive downconverters, transmitters, synch signal-stretchers, antennas, preamplifiers, bandpass filters, simple video switchers, and much more. We'll look in depth at computer programs designed for ATV graphic applications, and explain how to mix SSTV, FAX, RTTY, packet radio and other modes with FSTV. We'll compare AM and FM TV signals based on the results of studies, and explore ham TV on the 900, 1200, and 2300 MHz bands.

I've received many letters

asking about how to form an ATV club, write a constitution, and build a group ATV repeater or remote transmitter. Keep those cards and letters coming. We'll cover these and other facets of ham TV in coming ATV columns.

### AEA Unveils New Fast Scan Rig

Those active in fast scan TV are well aware that Advanced Electronics Applications has added a new UHF ham TV transmitter to their line of amateur specialty equipment. The FSTV-430 ATV rig was unveiled late last year. The introduction of AEA into the ATV marketplace shows one major manufacturer's belief in a yet-to-be exploited visual mode of communications. Other manufacturers are rumored to be close behind. At the Dayton Hamvention last year, several manufacturers were asking hams, "Do you own a camera or a VCR?" Getting major manufacturers involved in the ham TV marketplace, which has yet to peak, would boost all aspects of FSTV activity everywhere. For a comparison of the three most popular 1-watt ATV transceivers on the amateur market today, see Table 1. The results were based on rigs tested locally by the BRATS ATV Club in Iowa.

To decide which ATV transceiver is right for you, study the features that attract you the most. Ask other hams in your local ATV group what they are running. Wy-

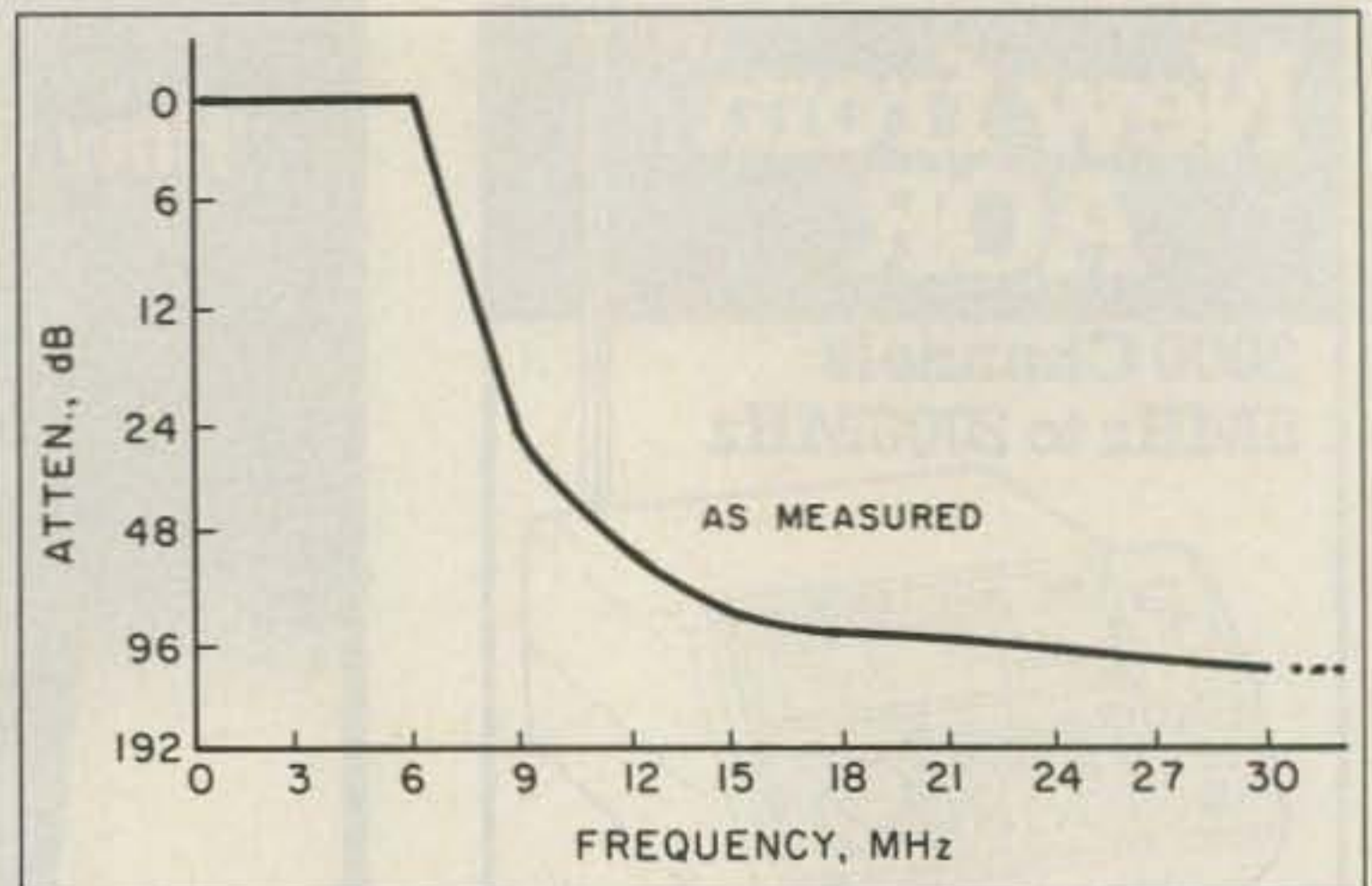


Figure 2. Chart of attenuation vs. frequency for the 7-pole filter.

man Research and PC Electronics also offer partial kits.

### 70 Cm Alert

In most parts of the country, there is still plenty of room for wideband television transmissions on UHF in the 70 cm band. In other parts, hams are moving into the 900 and 1200 MHz region. A QRM-free verbal battle is raging to keep ATV mode operations on the 420-440 MHz, or 70 cm band. Loss of the 70 cm band for ATV operation would be a disaster. An estimated eighty-five percent of hams now on the 70 cm FSTV band in the US, doubt whether they would continue operating ham TV on higher bands. I feel it's worth fighting for. Others may disagree, but the important thing is for motivated hams to build or buy some equipment, and start having some of the FUN that the rest of us are enjoying!

### ATV Workbench Projects

Many fast scanners continue to build their own equipment. Merle

Reynolds W9DNT in Illinois, Gerald Cromer K4NHN of South Carolina, "Captain Video" Ron Cohen K3ZKO of Pennsylvania, Dave Williams WB0ZJP of Missouri, Mel Dunbrack W1BHD of Massachusetts, Robert Jett W7KPW of Texas, Don Miller W9NTP of Indiana, and many others have built some of the neatest looking gear for ham TV I've ever seen.

### The Line Sampler and 7-Pole Filter

Here are a couple of easy-to-build projects for the ATVer, to take your mind off of shoveling snow or worrying about whether your XYL left your car lights on at the grocery store. The Transmission Line Sampler was sent to me by Bill Parker W8DMR, Mr. ATV of The ATCO Ohio ATV Group (see Figure 1). W8DMR writes: "Sampling the RF field flowing in a transmission line is fairly easy. It is just a matter of inserting a short

Continued on page 73

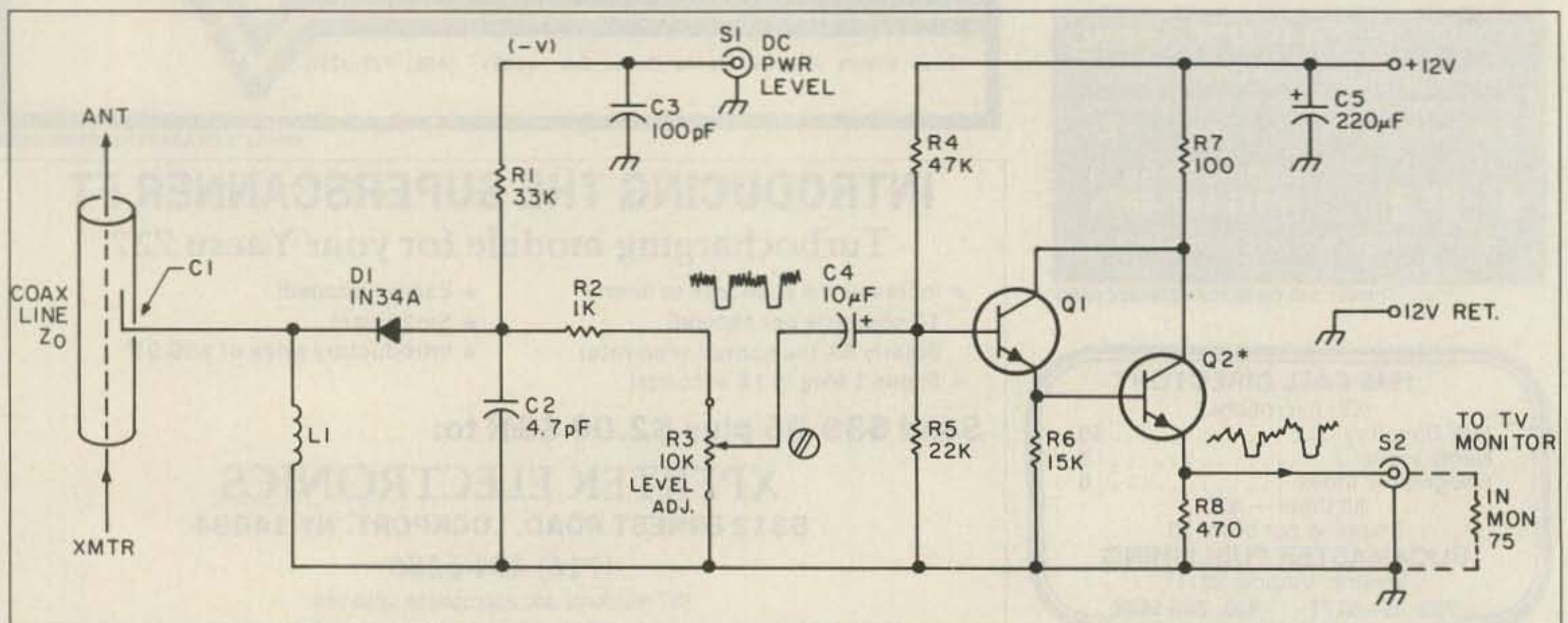


Figure 1. Schematic diagram of the Line Sampler



## Never Say Die

Continued from p. 8

solutions I've suggested are inter-related. For instance, by solving our problem of the gradual death of amateur radio, we also will automatically be providing our country with the engineers, technicians, and scientists it needs to regain its electronic superiority. The Japanese electronics industry is at the heart of their rise to power—the engine driving their whole economy.

We're all well aware that the world is becoming more technical—that technology is the key to the future. But the question is, what can we do about it? We've destroyed the 5000-school radio club infrastructure which brought 80% of our Novices up until Incentive Licensing wiped 'em out in 1964. I proposed a simple way around that problem—via a self-teaching eight-year course for all children in grades 5–12 in the fundamentals of electronics, communications, and computers.

The self/peer-teaching aspect is to get around the lack of teachers. It would take at least ten years and millions of dollars just to build a supply of science teachers. We haven't got those ten years to spare—or the millions.

Since there seemed to be an interest in reducing the national debt, I proposed a way to cut billions in government and military waste. I suggested an inexpensive way to end the war on drugs, thus cutting crime by about 75% and contributing toward a solution to our education problems. I proposed an inexpensive solution to welfare and the homeless. Just think of the money we'd save if we weren't fighting an ever escalating war on drugs, supporting millions of welfare families, and living with incredible waste in government!

I believe the American educational system can be made productive and brought back to #1 in the world—and without throwing billions of dollars at the problem to do it. All of my solutions are designed to be primarily self-funding, depending more on entrepreneurs than the government. And I do have a Ph.D. in Entrepreneurial Science, if you need that reassurance.

Now, I can't do all of this alone. I need your help. I don't think there are any amateurs who really want amateur radio to be lost—yet that's the way things are going right now. If you can help me get

my fundamental electronics course started in grade schools, we'll not only get amateur radio growing again, but we'll also be developing the engineers we're going to need in the next century. The kids who are in the 5th grade now will be the college graduates of 2000, so we'd better get 'em interested in technology right now. Or else.

How can you help? I'll be writing about that. I need your help in

from those stupid ham lawsuits which are wasting money and time and generating fear. I'm not asking for anything we can't do or that we won't enjoy doing.

I need your help in getting more readers for 73 so we can make a difference. If every reader could get one more ham to subscribe to 73, we'd have the strength we need to not only rebuild amateur radio, but also to make a significant difference in America.

### **“The Japanese electronics industry is at the heart of their rise to power . . .”**

many ways. I need it at the federal level to help get the government behind a move to bring electronics courses into our grade schools. The decisions on this, though influenced by the federal government, are made by the states, so I'm going to need help with state governments.

You can also help with your own children and grandchildren—and I'll be writing about that. You can help in your community by working with your local schools to start radio clubs so we can rebuild our lost infrastructure.

You can work with your local radio club to make amateur radio more fun for everyone. We need to rebuild a spirit of cooperation and excitement. We need to counter the infighting and anger—the frustrations. We need to get away from repeater and net jamming—

Yes, I agree, unless you know how to go about it, one person usually can't make any difference. But when you know where the lines of power run, you can tap in on them and even one person can make a profound difference. I discovered this for the first time back in 1970 when I found that I was able, with the power of 73 *Magazine*, to make repeaters and FM happen. And I did make that happen.

It was my success with repeaters that gave me the courage to tackle the microcomputer when it first appeared in 1975. It was that confidence which drove me to start *Byte* magazine—then *Kilobaud*, *Microcomputing*, *80-Micro*, *Desktop Computing*, *RUN*, *InCider*, *Hot CoCo*, *Micro Industry*, and others—plus publish dozens of computer books, to

build Instant Software with over 250 programs for fun, business, and education. I soon became the largest publisher in the field.

It was this same confidence that I could make a difference that got me to start *Digital Audio* magazine to support what was then a brand-new audio technology. With the help of my publications, compact discs have become the fastest growing consumer electronics industry in history.

One person really can make a difference. You can make a difference. You can do this by learning how to tap into the power system which runs America. Part of it is the media, part is Congress, and part is your local and state governments. These power systems are far easier to influence than most people suspect. Well, I know how to use these systems and I'm going to teach you how to do it. We're going to use this knowledge to get amateur radio going, and that's going to get America growing. Let me ask you, do you see any other route to getting America back to #1? Any?

To make this happen I need double the number of 73 subscribers. Even knowing how to use the power system, I still need your help. Once I show you how to use it you'll be astounded at how effective you, one person, can be in making things happen. We have the lever to move the whole world—starting with America. But I need 100,000 people leaning on that lever with me, so let's get started getting more 73 subscribers. **73**

## SUPER PERFORMANCE BATTERIES

### SUPER KENWOOD



#### BY POPULAR REQUEST

**SUPER KENWOOD PB-25S/PB-26S.** 8.4 volts, 900ma, double the capacity of the PB-25/PB-26 for the 2500/2600/3500/3600. Charge with either the standard wall charger or drop in charger. 3 inches high. \$65.00\*

Exact replacement FNB-2 Nicad pack for Yaesu FT-404R/207R/208R/708R \$27.00\*

\*Add \$4.00 shipping & handling. CT residents add 7½% tax.

Complete line of NICAD replacement packs for Icom, Kenwood, Yaesu, Tempo, Santec, Azden, Cordless Telephones, Alkaline, Nicad and Gell-Cells. All NICAD packs include a 1 year guarantee. Commercial Radio Packs also available.

For all your battery needs, write or call today for a complete catalog. Dealer inquiries invited.

### SUPER ICOM




**SUPER ICOM BP-7S.** 13.2 volts, 900ma, double the capacity of the Icom BP-7, 5w output.

**SUPER ICOM BP-8S.** 9.6 volts, 1200ma, 50% more capacity than the Icom BP-8.

Both are rapid base charge only, or slide in wall charger. 4 inches high. BP-7S or BP-8S \$69.00\*

Inserts for:

Kenwood PB-25, 25H, 26	\$29.00*
Icom BP-3	\$22.00*
Icom BP-5 (500ma)	\$30.00*
Icom BP-7 (500ma)	\$35.00*
Icom BP-8	\$34.00*



**PERIPHEx inc.**

149 Palmer Road • Southbury, CT 06488  
**(800) 634-8132 In CT (203) 264-3985**



CIRCLE 68 ON READER SERVICE CARD





Rob, WA3QLS

# Delaware Amateur Supply



Paul, WA3QPX

AEA • ALINCO • AMERITRON • CUSHCRAFT • ICOM  
• KANTRONICS • KENWOOD • MFJ • MOSLEY • SANTEC  
• TELEX HY-GAIN • TENTEC • YAESU • AND MORE!

71 Meadow Road, New Castle, Del. 19720

Factory Authorized Dealer!

9-5 Daily, 9-8 Friday, 9-3 Saturday

## 800-441-7008

Large Inventory, Daily UPS Service

### New Equipment Order & Pricing

### 302-328-7728

SERVICE, USED GEAR INFO

NO Sales Tax in Delaware! one mile off I-95

Prices are subject to change without notice or obligation. Products are not sold for evaluation.

Celebrating our  
10th Anniversary!

Katherine, KA3IYO



Please send all reader inquiries directly.

# NEW! AUTOPATCH WITH REPEATER CONTROLLER



### CES 510SA-II FEATURES:

- Simplex sampling for fixed station operation
- Half or full duplex operation for repeater use
- Variable sample window and sample rate in simplex
- Mobile access via single- or multi-digit DTMF codes
- Remotely programmable functions include connect code, activity timers, and toll restrict
- Supplies programmable logic for use as a repeater controller, including XMIT hang time, TOT, CW ID interval, and courtesy beep
- Remote base station operation enabled by special security code
- Reverse patch capable, automatic ring-out upon receipt of an inbound call
- Four selectable CW IDs for repeater or patch time out, patch on, and error message

Regardless of your autopatch requirements, the CES Model 510SA-II will supply reliable, long term service for amateur fixed station or remote repeater sites.

Make The **RIGHT** Connection

**CES** Communications  
Electronics  
Specialties, Inc.

931 S. Semoran Blvd./Suite 218  
Winter Park, FL 32792

Call us now,  
TOLL FREE  
1-800  
327-9956

PERFORMANCE  
AND VALUE  
WITHOUT COMPROMISE

## KRP-5000 REPEATER

2 METERS-220-440

Word is spreading fast-  
"Nothing matches the KRP-5000  
for total performance and value. Not GE, not even Motorola."

RF performance really counts in tough repeater environments, so the KRP-5000 receiver gives you 7 helical resonators, 12-poles of IF filtering, and a precise Schmitt trigger squelch with automatic threshold switching. The transmitter gives you clean TMOS FET power

Enjoy high performance operation with: remote programmability, sequential tone paging, autopatch, reverse autopatch, 200-number autodial, remote squelch setting, status inputs, control outputs, and field-programmable Morse messages

Call or write for the full performance story... and the super value price!



KRP-5000 Repeater shown with PA-100 Amplifier

Micro Control Specialties  
23 Elm Park, Groveland, MA 01834  
(508) 372-3442  
TELEX: #4932256 KENDECOM  
FAX: #5083737304

The first choice in  
Transmitters - Receivers  
Repeaters  
Repeater Controllers  
Power Amplifiers  
Voice Mail Systems



**Super Comshack 64 Repeater Controller**  
Model CS64S \$349.95  
+ \$4.50 included interface, disk, cables & Manual  
Complex version (if requested)  
Super Comshack 64 Options  
External relay cont. 3 DPDT relays 5 Open Col. Sw. CS8 \$79.95  
Motor control D.C. to digital display & Voice Beeping +/- 2 deg. MN1 \$49.95  
Packet Control & BBS: Voice Meters & Alarm Inputs, 5 On/Off PKG \$149.95  
EPROM Autoboot, custom PROM card with your system. CART \$99.95  
Manual (if requested) MN1 \$15.00  
Package price Yaesu transceivers with purchase of CS64S!

**Computer Control**  
YAesu FT-727R  
Converts H.T. into a 100 Channel Scanner programs all for field use!  
Digital 5" Meter; comment fields; auto resume & delay; Scan Lockouts; Loads FT727 in 15 sec. Hardware, cables, & data included for CS4 or IBM  
Model 727: \$29.95

**Touchtone Decoder**  
4 digit sequence, & QUAD relay Expansion Option  
2" x 3" 1/2" TSDD  
8 to 20 Volts Low Current Field Programmable; 50,000 Codes; Mem. & Latching; DPDT Relay; Wrong digit, reset LED's for digit valid & latch; 24 Pin Expansion \*QUAD option adds 4 DPDT 2 Amp. Relays & 5 digit master control on/off codes to activate each relay.  
TSDD \$79.95 QUAD \$99.95

**Decode-A-Pad**  
Touchtone to RS232C 300 Baud Interface  
Works with all computers includes Basic Program; Decodes all 15 digits; 12V & speaker audio in; Digit valid & data LED  
Model DAP \$99.95

**Audio Blaster**  
IC02-04-2AT; FT727, U19; FT209-109-73-23  
Module installs inside all H.T.'s; 1 watt audio amp! When it needs to be loud! Install in 15 Min. Used by police, fire!  
Model AB1S \$22.95

**12 V. C64 Switcher**  
Crystal 60 HZ 9 VAC & 5 Volts @ 2 Amp. Plugs in C64; 75% Eff. Powers C64 & 1541  
DCPS \$119.95

MASTERCARD \* VISA \* DISC \* FAX 714-255-9984 \* TEL: 714-671-2009  
ENGINEERING CONSULTING \* 583 CANDLEWOOD ST. \* BREA, CA. 92621

## ETCHED GLASS!!

# CALL SIGN MUGS \$795



Checks Payable To:  
TODD W. SKOGEN  
P.O. BOX 3025  
FOX VALLEY STATION  
AURORA, IL 60504  
(312) 805-5972

Company LOGOs & Custom Orders Welcome  
Write for Quote

Clearly Print Your Call Sign & Name

Add \$2.50 Shipping and Handling  
Ill. Residents Add 6.75% tax  
Allow 1-2 Weeks for Delivery

CIRCLE 268 ON READER SERVICE CARD

## PACKET RADIO SOFTWARE FOR COMMODORE 64 / 128 COMPUTERS

### PACKET TNC INTERFACE PROGRAM (\$34.95)

TNCLINK-64/128 provides a menu-driven operating environment for Packet Radio operation of any TNC requiring external software. FAST Machine Language program is more than a terminal emulator. Features include:

- Computer data transfer rates of up to 1200 baud
- User defined split-screen size and colors
- Complete Disk and printer support
- Operating setups can be saved on disk
- Ten 256-character message buffers
- 8192 character receive and transmit buffers

### PACKET NETWORK MAPPING PROGRAM (\$29.95)

PATHFINDER-64/128 monitors a Packet frequency and forms a table of all active paths between stations heard. Up to 128 calls are stored in a table which can be saved on disk. This allows you to quickly find the best paths to use for accessing stations. Features include:

- Find all stations and digipeaters available to you
- Find one or two digipeater paths between stations
- Highlight stations used as digipeaters
- Print lists of calls, paths, or digipeaters

**PC VERSION NOW AVAILABLE**

Terms: To order send check or Money Order. Money back guarantee. Mass. residents add 5% sales tax. Add \$2.50 shipping per order.

ZELTWANGER ELECTRONICS  
P.O. BOX 4995  
NATICK, MA 01760

CIRCLE 351 ON READER SERVICE CARD

## INTERFERENCE?



- ★ Interference Location
- ★ Stuck Microphones
- ★ Cable TV Leaks
- ★ Security Monitoring
- ★ VHF and UHF Coverage
- ★ Computer Interface
- ★ Speech Synthesizer
- ★ 12 VDC Operation


**New Technology** (patent pending) converts any VHF or UHF FM receiver into an advanced Doppler shift radio direction finder. Simply plug into receiver's antenna and external speaker jacks. Uses four omnidirectional antennas. Low noise, high sensitivity for weak signal detection. Call or write for full details and prices.

**DOPPLER SYSTEMS, INC.** P.O. Box 31819  
Phoenix, AZ 85046 (602) 488-9755

CIRCLE 15 ON READER SERVICE CARD

# BATTERIES "R" US...


You've bought our replacement batteries before...  
NOW YOU CAN BUY DIRECT FROM US, THE MANUFACTURER!



**ICOM**  
CM2, PB2 7.2v @ 500MAH  
CM5, PB5 10.8v @ 500MAH  
**SUPER 7S & 8S**  
13.2v @ 1100MAH  
9.6v @ 1200MAH  
(base charge only)  
**Introductory Offer!**  
SUPER 7S & 8S - \$64.95 each




**KENWOOD**  
KNB-1 10.8v @ 500MAH  
KNB-4 7.2v @ 2000MAH  
KNB-5 12v @ 1000MAH  
PB-1 12v @ 1000MAH




**YAESU/MAXON**  
\* FNB-10 7.2v @ 600MAH  
\* FNB-12 12v @ 500MAH  
\* FNB-10(S) 7.2v @ 1000MAH  
\* same size case as FNB-12

**Introductory Offer!**  
P4W 11v @ 500MAH - \$22.63  
FNB-2 11v @ 500MAH - \$22.63



**CUSTOM MADE BATTERY PACKS & INSERTS**  
Made to your specifications.  
**Introductory Offer!**  
**KENWOOD**  
PB-25—\$20.00; BP-5—\$23.00  
BP-3—\$18.95  
**ICOM**  
BP-5—\$23.00; BP-3—\$18.95

Prices subject to change without notice.



MasterCard and Visa cards accepted. NYS residents add 8 1/4% sales tax. Add \$3.00 for postage and handling.

## 1 SOURCE FOR ALL YOUR COMMUNICATION BATTERY REPLACEMENT NEEDS.

# W & W ASSOCIATES

29-11 Parsons Boulevard, Flushing, N.Y. 11354

**WORLD WIDE DISTRIBUTORSHIPS AVAILABLE. PLEASE INQUIRE.**

OUR PRICES CAN'T BE BEAT!

SEND FOR FREE CATALOG & PRICE LIST!

In U.S. & Canada Call Toll Free (800) 221-0732 • IN NYS (718) 961-2103 • Telex: 51060 16795 • FAX: (718) 461-1978

CIRCLE 191 ON READER SERVICE CARD





## WHAT!

An OM of yours borrowed a prized copy of 73, and now it's among the missing. Let Uncle Wayne help restock the issues in your almost complete 73 yearly volumes from July 1980 to the present.

Write us today for the copies you need from July 1980 to the present only. Sorry, but we've sold out all but a few collector's copies prior to July 1980.

**JULY 1980 to present . . . \$4.00 each**  
including postage and handling

**73 Amateur Radio**  
ATTN: Uncle Wayne  
70 Route 202-N  
Peterborough, NH 03458

## CB-TO-TEN

73 has led the way on CB-to-10 meter conversions. Take advantage of our offer to help you get on 10 meters before the sunspots peak again. It's easy and saves you money!

#	Title	Issue
1	Bandplan and Crystal Info	May 77
2	Conversion Data	May 77
3	Radio Shack TRC-47	Jul 77
4	E. F. Johnson Messenger 123A	Jul 77
5	Hy-Gain 670B	Jul 77
6	Antenna Suggestions	Dec 77
7	Radio Shack Realistic TRC-II	Dec 77
8	The Publicom I	Feb 78
9	How about SSB Conversions?	Jul 78
10	Radio Shack TRC-11 and TRC-74	Aug 78
11	Radio Shack Realistic Mini 23	Sep 78
12	Hy-Range 681A (Hy-Gain)	Sep 78
13	Kraco KCB-2310B	Oct 78
14	Lafayette Telsat SSB-75	Nov 78
15	Radio Shack Realistic TRC-452	Nov 78
16	CB Walkie-Talkie Conversion	Nov 78
17	Sharp Model CB-800A	Jan 79
18	SBE Sidebander III and Pace 123A	Jan 79
19	Midland 13-882C and Other PLL Rigs	May 79
20	Lafayette SSB-75 and SSB-100	Jun 79
21	Royce I-655	Nov 79
22	Johnson Viking 352	Nov 79
23	CB to 10 FM - Part I	Jan 80
24	CB to 10 FM - Part II	Feb 80
25	More Talk Power for the TRC-11	Mar 80
26	Sears RoadTalker 40	Mar 80
27	Penney's SSB Rig	Apr 80
28	The Poly-Paks 40-Channel CB Board	Jun 80
29	The Cobra 132	Jul 80
30	New Life for SSB CB Rigs	Jul 80
31	Double Your Channels in SSB Conversions	Jul 80
32	On Ten FM	Aug 80
33	Put That Hy-Gain CB Board to Use	Sep 80
34	Peaking and Tweaking Hy-Gain Boards	Mar 82
35	CB to CW? (Hy-Gain)	Jul 82
36	Maximum Modulation for CB Conversions	Dec 82
37	Beef Up Your CB-to-CW Conversion	Feb 83
38	Add a Digital Readout to Your CB Conversion	Feb 83

Send \$3.00 for the first article and \$1.50 each thereafter. Just choose the article numbers and call with a credit card number or send a check or money order to: *CB to Ten*, 73 Amateur Radio Magazine, WGE Center, Peterborough NH 03458 (603-525-4201).

## UNCLE WAYNE'S CODE TAPES

We've had so many phone calls from people wanting our famous 73 code tapes that we've decided to bring them back!

**"Genesis" \$6.95**

**5 wpm**-This is the beginning tape, taking you through the 26 letters, 10 numbers and necessary punctuation, complete with practice every step of the way. The ease of learning gives confidence even to the faint of heart.

**"The Stickler" \$6.95**

**6+ wpm**-This is the practice tape for those who survived the 5 wpm tape, and it's also the tape for the Novice and Technician licenses. It is comprised of one solid hour of code. Characters are sent at 13 wpm and spaced at 5 wpm. Code groups are entirely random characters sent in groups of five—definitely not memorizable!

**"Back Breaker" \$6.95**

**13+ wpm**-Code groups again, at a brisk 13+ wpm so you'll be really at ease when you sit down in front of a steely-eyed volunteer examiner who starts sending you plain language at only 13 per. You'll need this extra margin to overcome the sheer panic universal in most test situations. You've come this far, so don't get code shy now!

**"Courageous" \$6.95**

**20+ wpm**-Congratulations! Okay, the challenge of code is what's gotten you this far, so don't quit now. Go for the Extra class license. We send the code faster than 20 per. It's like wearing lead weights on your feet when you run; you'll wonder why the examiner is sending so slowly!


## QSL Cards




Style W



Style X



Style Y



Reverse

## QSLs

Now you can get the highest quality QSL cards without spending a fortune! We put these cards on our press as filler between jobs; it gives the pressmen something to do and lets us print QSLs for you at an absurdly low price.

Not that we skimp: All three styles are produced in two colors (blue globe or satellite with black type). At these prices, you can start the new year out right by QSLing all those disappointed hams who've been waiting for your card. Tell 'em the card was printed by Wayne!

Send me the cards and quantities indicated below.

Style:  W  X  Y

Quantity:  100—\$8.97

Please print your name and address exactly as it will appear on your cards:

250—\$19.97

500—\$39.97

Please add \$1 postage & handling

Name \_\_\_\_\_ Call \_\_\_\_\_

Address \_\_\_\_\_

City \_\_\_\_\_ State \_\_\_\_\_ Zip \_\_\_\_\_

Check

Amex

MC

VISA

# \_\_\_\_\_ Expires \_\_\_\_\_

Please allow 4 to 6 weeks for delivery.

73 Magazine, WGE Center, Peterborough NH 03458, Attn: QSL Orders

## Code Tapes

Genesis	\$6.95	-----
The Stickler	\$6.95	-----
Back Breaker	\$6.95	-----
Courageous	\$6.95	-----

For FIRST CLASS MAIL, add an additional \$1.50 for prompter delivery.

Name \_\_\_\_\_ Call \_\_\_\_\_

Address \_\_\_\_\_

City \_\_\_\_\_ State \_\_\_\_\_ Zip \_\_\_\_\_

AE  MC  VISA  Check/MO

Card # \_\_\_\_\_ Exp. Date \_\_\_\_\_

Mail your order to 73 Magazine,  
WGE Center, Peterborough NH 03458



# UNCLE WAYNE'S BOOKSHELF

Aw right, a'ready! NOW, the popular electronics and amateur radio books you've been hounding poor old Uncle Wayne for are here! Now you can build up your hamshack library with these soft-cover favorites...

• **The Packet Radio Handbook**

by Jonathan L. Mayo KR3T

"...an excellent piece of work. Well worth reading for both the experienced and the new packeteer...the definitive guide to amateur packet operation."

—Gwyn Reedy W1BEL Only \$14.95

• **The Beginner's Handbook of Amateur Radio**

—2nd Edition

by Clay Laster

Combines theory and practice in an easy-to-understand format, and provides information for choosing and installing radio receivers and transmitters, antennas, transmission lines, and test equipment. 400 pages, 291 illustrations \$16.95

• **DX Power: Effective Techniques for Radio Amateurs**

by Eugene B. Tilton K5RSG

256 pages, 10 illustrations \$10.00



• **Secrets of Ham Radio DXing**

by Dave Ingram K4TWJ

(Hard Cover only) 176 pages, 102 illustrations \$12.95

• **Transmitter Hunting: Radio Direction Finding Simplified**

by Joseph D. Moell K0OV and Thomas N. Curlee WB6UZZ

336 pages, 248 illustrations

\$17.95

• **The Digital Novice**

by Jim Grubbs K9EI

Your guide to the fascinating worlds of communication that have just opened for thousands of amateur radio operators. Now you can learn about everything from Morse code to the latest in packet radio technology. \$9.95

• **The Commodore Ham's Companion**

by Jim Grubbs K9EI

160 pages of useful information on selecting a Commodore computer for the ham shack, where to find specialized programs, the Commodore-packet connection, and more! \$9.95

• **Master Handbook of 1001 Circuits—Solid-State Edition**

by Kendall Webster Sessions

With this outstanding reference in hand, electronics hobbyists and professionals will never have to search for schematics again. Completely updated, the book is thoroughly indexed and all 1001 circuits are clearly illustrated. 420 pages. \$19.95 soft cover

• **The Contest Cookbook**

by Bill Zachary N6OP

One of ham radio's winningest contesters lets you in on the tips and techniques of the Big Guns. You'll learn which duping method to use, find out what equipment you'll need, and discover the secret of building a pileup. Includes separate chapters on DX and domestic contests. \$5.95 while they last!

• **The Magic of Ham Radio** by Jerold Swank KW8HXR, begins with a brief history of amateur radio and Jerry's involvement in it. Part 2 details many of ham radio's heroic moments. Hamdom's close ties with the continent of Antarctica are the subject of Part 3. In Part 4 the strange and humorous sides of ham life get their due. And what of the future? Part 5 peers into the crystal ball. Only \$4.95

• **World Press Services Frequencies (RTTY)** by Thomas Harrington W8OMV

A comprehensive manual covering Radioteletype news monitoring—contains all information—antenna, receivers, terminal units, plus three extensive frequency lists. Covers 65 World Press Services broadcasting in English. "The Original Press Book." 84 pages. \$8.95



• **RTTY Today**

by Dave Ingram K4TWJ

The new and only up-to-date RTTY book in existence. Covers all facets of RTTY—RTTY and Home Computers—most comprehensive RTTY guide ever published. Fully illustrated. A must for RTTY fans. 112 pages. \$8.95

• **Shortwave Clandestine Confidential**

by Gerry L. Dexter

Fascinating reading—new book covers all clandestine broadcasting, country by country—tells frequencies, other unpublished information—spy—insurgents—freedom fighters—rebel—anarchist radio—secret radio—covers all. Current publication. 84 pages \$8.95

• **Satellite and Cable TV**

Scrambling and Descrambling by Brent Gale & Frank Baylin. This new book was written for readers who do not have a technical education, but who want to have an understanding of the technology of satellite and cable scrambling and descrambling. 256 pages. \$19.95

• **Shortwave Directory**

by Frank Baylin

A complete directory listing all domestic and foreign station frequencies data from 1.6 MHz to 30 MHz. Over 6,000 listings of Air Forces, Navies, Army, energy, emergency, spy, smugglers, pirate/ clandestines, aero federal space, interpol and many more services. Covers all types of transmission modes. SSB, RTTY, FAX, CW and AM. \$17.95

• **The Hidden Signals on Satellite TV** by Thomas P. Harrington and Bob Cooper Jr.

New book shows and tells how to tune in the many thousands of Telephone, Data, Telex, Teletype, Facsimile Signals on most of the TV Satellites, covers equipment, hook-ups, where to tune. Only book covering these secret signals on the satellites, plus all subcarriers. 234 pages. \$19.95

• **GGTE Morse Tutor**

Floppy disk for IBM PC, XT, AT and compatibles. Learn the International Morse code or improve your capabilities. One diskette will take you from beginner through extra class in easy self-paced lessons. Standard or Farnsworth mode. Code speeds from 1 to over 100 words per minute. \$20.00

• **THE WORLD Is Yours For Only \$5.00**

Yes, places you've never even heard of! Nearly 400 DX countries gleaned from the Awards Lists of dozens of IARU members—more countries than any other map available anywhere! ARRL's DXCC map doesn't even come close! 73 Magazine offers readers our giant DX Map of the World (in classic black and white) for the absurdly low price of only \$5.00 plus \$1.00 postage and handling.

Uncle Wayne's Bookshelf Order Form

- The Magic of Ham Radio ..... \$4.95
- The Contest Cookbook ..... \$5.95
- The Packet Radio Handbook ..... \$14.95
- The Beginner's Handbook of Amateur Radio ..... \$16.95
- DX Power: Effective Techniques for Radio Amateurs ..... \$10.00
- Transmitter Hunting: Radio Direction Finding Simplified ..... 17.95
- The Digital Novice ..... \$9.95
- The Commodore Ham's Companion ..... 9.95
- Master Handbook of 1001 Circuits ..... 19.95
- World Press Services Frequencies (RTTY) ..... 8.95
- RTTY Today ..... \$8.95
- Shortwave Clandestine Confidential ..... 8.95
- Satellite and Cable TV Scrambling ..... 19.95
- Shortwave Directory ..... 17.95
- The Hidden Signals on Satellite TV ..... \$19.95
- GGTE Morse Tutor floppy disk ..... \$20.00

Add \$1.00 for postage & handling. For FIRST CLASS MAIL add an additional \$1.50 for prompter delivery

Please Print! Total Enclosed \_\_\_\_\_

Name \_\_\_\_\_

Call \_\_\_\_\_

Address \_\_\_\_\_

City \_\_\_\_\_ State \_\_\_\_\_ Zip \_\_\_\_\_

AE  MC  VISA  Check/Money Order

Card # \_\_\_\_\_ Exp. Date \_\_\_\_\_

Mail your order to 73 Magazine, WGE Center, Peterborough NH 03458 Attn: Uncle Wayne



# ABOVE AND BEYOND

## VHF and UHF Operation

Pete Putman KT2B  
3353 Fieldstone Drive  
Doylestown PA 18901

### We Get Letters . . .

Time to hit the mailbag, which I've neglected over the past few months. Some noteworthy correspondence has come in from a variety of sources, and all of it merits discussion. So without further ado . . .

### Microwave Propagation

Glenn Elmore N6GN had some interesting comments regarding the "Trip Through the Microwave Spectrum" article in the October 73. Glen feels that some of the points about propagation might deter more activity on the microwave bands and that clarification is in order.

Glen took exception with the statement that "Radio waves at this frequency propagate line-of-sight and are largely limited by atmospheric attenuation." Granted, this is a very broad statement, and path losses at these frequencies are higher than in the VHF and UHF bands. He described a table from the *ITT Reference Data for Radio Engineers* that plots attenuation in decibels per kilometer (dB/km) versus precipitation in millimeters/hour (mm/h) as a function of frequency.

Using this table, Glen claims that "atmospheric attenuation is really not a very significant issue, even in situations of heavy rainfall, until the 24 GHz amateur band." The table shows that with precipitation of 10 mm/h (about 0.39 inches/hour), the additional losses over a given line-of-sight (LOS) path at 2.3 GHz amount to an extra 0.0014 dB/km, which is fairly insignificant. The *RSGB VHF/UHF Manual* corroborates this table, attributing about a 1.5 dB increase in attenuation over a 10 GHz LOS path with 50mm/h rainfall, which is a fairly heavy shower, and certainly not the norm.

Glen goes on to calculate that a station running 1-2 Watts with a 20 dB antenna can achieve successful communications over a greater path than the 10-15 mile radius described in the article. He sets up the assumption that both stations at the ends of a hundred-mile LOS path are using 20 dB

antennas. The total signal strength ratio = [+30 dBm (TX power)] + [+20 dBm (TX antenna)] + [-145 dBm (path loss)] + [+20 dB (RX antenna)] = -75 dBm signal. Assuming an SSB signal with a 3 kHz bandwidth, the noise floor ratio is [-139 dBm (KTB in 3 kHz)] + [+3 dB (RX noise figure)] + [+3 dB (terrestrial noise)] = -133 dBm. Subtracting -75 dBm from -133 dBm leaves 58 dB S/N. (His assumed feedline losses have been factored into the antenna gain and noise figure calculations.)

### Reality Check

These figures, however, are for a true line-of-sight path, not one partially obscured by trees, build-

ings, etc. The reality is that many home microwave stations are not functioning over LOS paths during a large percentage of their contacts, and have to contend with numerous obstructions, as well as multipath and other distortion of the propagated wave. Indeed, here on the East Coast many of the paths regularly worked depend more on troposcatter or ducting effects, which occur so frequently (such as along the coast) that users may assume they have a largely LOS path.

For the average home station in the northeastern US, there are very few true LOS microwave paths. This typical station has so many factors working against it (feedline losses, foliage, antenna height, noise) that a day-to-day working range is realistically about one-half to one-third the ideal 2304 MHz LOS path (given the above calculations). During the spring sprints in May when there is little or no enhancement, stations running 25-50 Watts to 20 dB+ arrays have to scratch to make

contacts over a hundred miles.

As to the effects of precipitation, I have observed significant attenuation when operating from what could be called optimum sites, e.g., mountaintop locations with something approaching true LOS paths to stations over a hundred and fifty miles away. For instance, during my last microwave grid expedition to Cathead Mountain in FN23, I observed erratic paths on 2304 and 1296 back to stations in eastern Pennsylvania and Rochester, New York. At the time, a heavy rainfall had just ended and dense clouds were drifting across the mountaintop during QSOs. Signals appeared to be stronger when the clouds cleared the mountain.

Again, because these were not true LOS paths, it's likely that what I was really seeing was some degree of erratic tropospheric enhancement, caused by cooler layers of air trapped by warm moist

lect water, and he's concerned about the old 9913 bugaboo—water absorption. (We all know that 9913 makes a great garden hose if not properly sealed.)

The first thing to remember about Belden 9913 is that it has a contaminating jacket. That means that water can seep through the jacket and infiltrate the cable, drastically changing its impedance and possibly causing flashover at a high RF voltage point. Therefore, I don't advise direct burial of 9913 is unless it is somehow waterproofed. Running the cable inside a piece of PVC might do the trick, except that condensation can form and collect inside the tubing. If enough gets in there, you might as well have buried your 9913 in the pool!

The logical answer is to simply not use 9913. Select, instead, an appropriate non-contaminating RG/8 cable, such as RG-213. It has higher losses than 9913, but it resists water. Certain types of hard-line are also suitable for direct burial, and this may in fact be the best choice, since the cable needs to be strong and won't be flexed. Prodelin Spir-O-Line and Andrew Helix are excellent choices. The higher cost of the cable is offset by knowing you won't need to dig up the lawn in six months to replace it!

### Bad News and Good News

Thor Stefansson TF6PS wrote from Iceland regarding the use of a Microwave Modules 144/28 transverter to be used with an ICOM IC-751. He reports that the transverter output from the IC-751 is low (no surprise) and he would like to know how to squeeze some extra drive from it. This low output condition also existed on the IC-730, 740, and 745 series radios, where anything from 1 mW to 3 mW was nominally available at 28 MHz. In some cases, the output was even lower and sometimes measured below 1 mW or 0 dBm.

The good news is that late model MMTs have excellent sensitivity in the low-level TX mixer stages. I performed measurements with 1987 model MMT 144/28 10 Watt units and was able to saturate the mixer with as little as 1 mW of drive, so you shouldn't have a problem unless your IC-751 has less output. ICOM typically samples the transverter line well before the last RF driver stage, and I modified my IC-740 to sample the 28 MHz energy just before the PA board. In this case it was an easy modification, as the coax was bro-

---

*" . . . many home microwave stations are not functioning over LOS (line-of-sight) paths for most of their contacts."*

---

air, and a partial duct alternately forming and breaking up to the top of Cathead. This could be misinterpreted as the effect of precipitation scatter or absorption!

Glen's comments are thoughtful and insightful. He concludes by saying, "All of those whom I know that have become active with good narrowband stations at 1200 MHz and above remark how much 'better' these bands are for DX than VHF . . . I think the prevalent perception of mystery, line-of-sight only and high attenuation . . . have caused us to miss out on better utilization of these bands." Well put! The true microwave experimenter should take these observations as an incentive to further explore the bands above 900 MHz. You could be pleasantly surprised!

### Running 9913 Coaxial Cable

Bertram Green W2LPC writes in to inquire about an old friend . . . 9913 coaxial cable. He plans to run a hundred feet of it through some PVC tubing under his lawn to his antennas. Problem is, the PVC has a tendency to col-



# HITACHI SCOPES AT DISCOUNT PRICES

 <p><b>V-212</b> <b>\$379</b> List \$560 Save \$181</p> <p><b>20MHz Dual Trace Oscilloscope</b> All Hitachi scopes include probes, schematics and Hitachi's 3 year warranty on parts and labor. Many accessories available for all scopes.</p>	 <p><b>V-425</b> <b>\$835</b> List \$995</p> <ul style="list-style-type: none"> <li>• DC to 40MHz</li> <li>• Dual Channel</li> <li>• CRT Readout</li> <li>• Cursor Meas</li> <li>• DC Offset</li> <li>• Alt Magnifier</li> <li>• Compact Size</li> </ul>	 <p><b>V-1060</b> <b>\$1,285</b> List \$1595</p> <ul style="list-style-type: none"> <li>• DC to 100MHz</li> <li>• Dual Channel</li> <li>• Delayed Sweep</li> <li>• CRT Readout</li> <li>• Sweep Time</li> <li>• Autoranging</li> <li>• Trigger Lock</li> <li>• 2mV Sensitivity</li> </ul>
---	---	---

V-223 20MHz	D.T., 1mV sens, Delayed Sweep, DC Offset, Vert Mode Trigger	\$770	\$695	\$75
V-422 40MHz	D.T., 1mV sens, DC Offset Vert Mode Trigger, Alt Mag	\$875	\$695	\$180
V-423 40MHz	D.T., 1mV sens, Delayed Sweep, DC Offset, Alt Mag	\$955	\$795	\$160
V-660 80MHz	D.T., 2mV sens, Delayed Sweep, CRT Readout	\$1,195	\$990	\$205
V-1065 100MHz	D.T., 2mV sens, Delayed Sweep, CRT Readout, Cursor Meas	\$1,895	\$1,575	\$320
V-1100A 100MHz	Q.T., 1mV sens, Delayed Sweep, CRT Readout, DVM, Counter	\$2,295	\$1,995	\$300
V-1150 150MHz	Q.T., 1mV sens, Delayed Sweep, Cursor Meas, DVM, Counter	\$3,100	\$2,565	\$535

# ELENCO PRODUCTS AT DISCOUNT PRICES

 <p><b>20MHz Dual Trace Oscilloscope</b> <b>\$349</b> <b>MO-1251</b></p> <ul style="list-style-type: none"> <li>• 6" CRT</li> <li>• Built in component tester</li> <li>• TV Sync</li> </ul>	<p><b>SCOPE PROBES</b></p> <p>P-1 65MHz, 1x, 10x \$19.95 P-2 100MHz, 1x, 10x \$23.95</p> <p>with 5 accessories 10 Meg ohm input impedance Fits all scopes with BNC connector TL-3 BNC to Minigrabber \$3.49</p>	 <p><b>35MHz Dual Trace Oscilloscope</b> <b>\$498</b> <b>MO-1252</b></p> <ul style="list-style-type: none"> <li>• High luminance 6" CRT</li> <li>• 1mV Sensitivity</li> <li>• 6KV Acceleration Voltage</li> <li>• 10ns Rise Time</li> <li>• X-Y Operation • Z Axis</li> <li>• Delayed Triggering Sweep</li> </ul>
--	---	---

Top quality scopes at a very reasonable price. Contains all desired features. Two 1x, 10x probes, diagrams and manual. Two year guarantee.

<p><b>NEW!</b> Autoranging DMM <b>M-5000</b> <b>\$45</b></p> <p>9 Functions Memory and Data hold 1/2% basic acc 3 1/2 digit LCD</p>	<p>True RMS 4 1/2 Digit Multimeter <b>M-7000</b> <b>\$135</b></p> <p>0.5% DC Accuracy 1% Resistance with Freq. Counter and deluxe case</p>	<p>Multimeter with Capacitance and Transistor Tester <b>CM-1500A</b> <b>\$55</b></p> <p>Reads Volts, Ohms, Current, Capacitors, Transistors and Diodes with case</p>	<p>Digital Capacitance Meter <b>CM-1550</b> <b>\$58.95</b></p> <p>9 Ranges .1pf-20,000ufd .5% basic acc Zero control with case</p>	<p>Digital LCR Meter <b>LC-1800</b> <b>\$138</b></p> <p>Measures Coils 1uH-200H Caps .1pf-200uf Res. 0.1-20M</p>
<p><b>NEW!</b> AC Clamp-On Current Adapter <b>ST-265</b> <b>\$22</b></p> <p>0-1000A AC Works with most DMM</p>	<p><b>NEW!</b> Bench DMMS <b>M-3500</b> \$125 <b>M-4500</b> \$175</p> <p>3 1/2 digit 1% acc 4 1/2 digit 0.5% acc</p>	<p>50MHz Logic Probe <b>LP-700</b> <b>\$23</b></p> <p>Logic Pulsar LP-600 \$23</p>	<p>Solderless Breadboards 9430 1,100 pins \$15 9434 2,170 pins \$25 9436 2,650 pins \$35 All have color coded posts 9436 SHOWN</p>	<p>Low Cost Multimeter <b>M-1600</b> <b>\$25</b></p> <p>3 1/2 digit LCD 1% DC Accy 10A Scale Auto zero /polarity</p>
<p><b>NEW!</b> Wide Band Signal Generators <b>SG-9000</b> \$119</p> <p>RF Freq 100K-450MHz AM Modulation of 1KHz Variable RF output</p> <p><b>SG-9500 with Digital Display and 150MHz built-in Freq Ctr \$249</b></p>	<p>3 1/2 Digit Probe Type DMM <b>M-1900</b> <b>\$45</b></p> <p>Convenient one hand operation Measures DCV, ACV, Ohms Audible continuity check, Data hold with batteries and case</p>	<p><b>GF-8016 Function Generator with Freq. Counter</b> <b>\$239</b></p> <p>Sine, Square, Triangle Pulse, Ramp, 2 to 2MHz Freq Counter .1 - 10MHz</p> <p><b>GF-8015 without Freq. Meter \$179</b></p>	<p>Digital Triple Power Supply <b>XP-765</b> <b>\$249</b></p> <p>0-20V at 1A 0-20V at 1A 5V at 5A</p> <p>Fully Regulated, Short circuit protected with 2 Limit Cont., 3 Separate supplies <b>XP-660 with Analog Meters \$175</b></p>	<p>Quad Power Supply <b>XP-580</b> <b>\$59.95</b></p> <p>2-20V at 2A 12V at 1A 5V at 3A -5V at 5A</p> <p>Fully regulated and short circuit protected <b>XP-575 without meters \$44.95</b></p>
<p><b>NEW!</b> "GREAT IDEA" FUNCTION BLOX FOR EASY BREADBOARDING</p> <p>All blox interlock to make your design work a snap. You can change the configuration</p>	<p>9800 28.95 FUNCTION GENERATOR 1 to 1MHz sine, sq wave</p> <p>9610 18.95 RESISTOR DECADE BLOX 20 resistors 47-1M ohm</p> <p>9620 18.95 CAPACITOR DECADE BLOX 20 capacitors 47pf-10mfd</p> <p>9630 22.95 DIGITAL CLOCK BLOX pulses from 1Hz to 50MHz</p> <p>9640 22.95 LOGIC PROBE BLOX 4 logic level ind.</p> <p>9650 19.95 POWER BLOX 5V at 1A - 5 at .4A 12V at .3A</p>	<p><b>WE WILL NOT BE UNDERSOLD!</b> UPS Shipping: US 5% (\$10 Max) IL Res., 7% Tax</p> <p><b>C &amp; S SALES INC.</b> 1245 Rosewood, Deerfield, IL 60015 (800) 292-7711 (312) 541-0710</p> <p>15 Day Money Back Guarantee 2 Year Warranty <b>WRITE FOR FREE CATALOG</b></p>		

CIRCLE 150 ON READER SERVICE CARD

# Discover CAROLINA WINDOM

80-10M  
Use transmatch  
132' overall  
Matching XFMR  
Line Isolator  
Vert Radiator  
Coax fed  
Assembled  
**\$69.95**

High performance  
Proven Results  
**\$70 Beam?**

Your Passport To a world Of new ideas And exceptional HF wire antennas

**The Radio Works**

Rugged new baluns  
Full range of HF, VHF mobile antennas, dunks, wire, coax, parts, line, accessories.

**SEE WHAT WE'RE DOING NOW!**  
Contact Jim, W4THU—free discount catalog  
Send \$1 for catalog by 1st Class mail.  
Box 6159, Portsmouth, VA 23703  
(Dealer Inquiries Welcome)

**804-484-0140**

**CAROLINA WINDOM**  
SEE THE REVIEW IN DECEMBER '88 73 MAGAZINE

Enthusiastic users say it's the best wire antenna. Outperforms wire antennas previously used. Knock-you-socks-off performance on 80-10. A \$70 beam?

If you hear one, you'll want one.  
Made with pride by the RADIO WORKS in VA/USA

# PC Slow Scan \$149.95

A complete slow scan television station for your IBM PC or compatible. Send and receive images in up to 10 shades of gray depending upon your graphics card and printer.

- Includes:**  
Demodulator Modulator 75 Page Manual  
Software Tutorial Cassette
- Requires:**  
Ham transceiver PC with 640K Parallel Port  
Graphics Card Tape Recorder Serial port
- Slow Scan Formats:** 8,12,17,23,34,36,48,72 sec.



**Software Systems Consulting**  
1303 S. Ola Vista  
San Clemente, CA 92672  
(714) 498-5784

CIRCLE 244 ON READER SERVICE CARD

# Half-Square QRV-DX Monobanders

Work DX with No Tower and No Amplifier.  
Cut noise, cut near sigs, build DX sigs, kill QRM.

10 Meters 15 Meters 20 Meters 40 Meters  
\$29.95 \$39.95 \$49.95 \$69.95

Coax Feed, Broadside Pattern, Low Profile, Ready to Use

**Highest DX Gain per Dollar**  
To order add \$5 Postage & Handling

Infopack \$1 by 1st class mail.

**Antennas West**  
Box 50062-S, Provo, UT 84605 (801) 373-8425

CIRCLE 90 ON READER SERVICE CARD

# 5-1000 MHz PREAMPLIFIERS

	NF	G	P(1dB)	\$
WLA21M	3dB	13dB	8dBm	57
WLA22M	4	11	12	61
WLA23M	4	22	12	87
WLA24M	3	20	18	109

# 430/50 MHz CONVERTER

RXC431 .15uV 20dB 99



WILAM TECHNOLOGY, Div. of  
**WI-COMM ELECTRONICS INC.**  
P.O. Box 5174, MASSENA, N.Y. 13662  
(315) 769-8334

CIRCLE 319 ON READER SERVICE CARD

# MAKE CIRCUIT BOARDS THE NEW, EASY WAY



# WITH TEC-200 FILM

- JUST 3 EASY STEPS:**
- Copy circuit pattern on TEC-200 film using any plain paper copier
  - Iron film on to copper clad board
  - Peel off film and etch
- convenient 8 1/2 x 11 size  
With Complete Instructions  
**SATISFACTION GUARANTEED**  
5 Sheets for \$3.95 10 Sheets only \$5.95  
add \$1.25 postage NY Res. add sales tax
- The MEADOWLAKE Corp.**  
Dept. E, P.O. Box 497  
Northport, New York 11768

CIRCLE 55 ON READER SERVICE CARD

# THIS MONTH'S GOODIE FROM THE CANDY STORE:

**RDC** MFJ 1278 **\$204.90**  
(February ONLY)

SIMILAR SAVINGS ON KENWOOD, ICOM, YAESU, HY-GAIN, ETC. ALL L.T.O. **MAGNUS MA-1000B \$819.90**

OVER 875 HAM RELATED ITEMS IN STOCK. ALL PRICES CASH FOB PRESTON  
More specials in HAM ADS.  
LOOKING FOR SOMETHING NOT LISTED? CALL OR WRITE

**ROSS DISTRIBUTING COMPANY** (P.O. Box 234A)  
78 South State Street, Preston, Idaho 83263  
Telephone (208) 852-0830 We Close at 2:00pm MONDAYS & ALL DAY SATURDAY.

CIRCLE 254 ON READER SERVICE CARD



ken and brought to the rear panel XTVR jack, and the PA return was through the SPARE jack.

This modification resulted in as much as +12 dBm drive—more than adequate for the job. The modification for the IC-745 was similar, and involved disconnecting the LOW BAND ANT jack to use as the return back to the PA board. Again, the modification resulted in about +10 dBm output as opposed to the +3 dBm output (2 mW) on the stock IC-745. Modifying the IC-745 is somewhat more difficult, as the coax lines to the PA and mixer must be traced back carefully. Otherwise, you may accidentally connect the output from the low-pass filter board and pump 100 Watts, or +50 dBm, into your transverter!

In any case, make sure that the 1.5k, ¼-Watt resistor in series with the input is shorted before you try anything else. Strapping this resistor in both the 28 and 28R models results in about a 7–10 dB increase in output. Increase the sensitivity of the mixer injection level pot slowly and see if the output isn't a lot higher. If that doesn't work, then you may wish to modify your

ICOM to obtain the extra drive.

### Goodbye, Yellow Brick Road...

Nearly four years ago, I approached the then-Managing Editor of *73 Magazine* with the idea of running a regular column of interest to VHF operators, pointing out the continued growth

Sprints and the CQ VHF WPX contest. Equipment for 220 MHz became more readily available, and Novices regained VHF voice privileges after 20-odd years.

There's been a down side, too. The explosion of repeaters and the FCC's decision to back away from regulating ham radio created serious problems. The apparent

some way, all the better. If someone was persuaded to try a grid hop... buy a new transverter... build a preamp... write a Congressman about the threat to 220 MHz... write to dispute the statements in this column... operate a VHF contest... fire up a packet station... try 6 meter FM... it was worth it.

Sometimes in life you find it necessary to step back and re-evaluate many of the activities you participate in. It's a good and necessary process, and more of us should take time to "stop and smell the roses" once in a while. I have decided to scale back my amateur operations for the time being, including writing. It has truly been an enjoyable 3½ years and I have made many friends over that period. It's been a pleasure writing "Above and Beyond," and perhaps one day I will pick up where I left off.

So... keep at it! The majority of bands above 50 MHz are still vastly underused. The key to keeping them in the amateur allocation table is activity... activity... ACTIVITY. And who knows? I might just pop up from a mountaintop in some rare grid to work you... Above and Beyond! **73**

## "I don't advise direct burial of 9913 unless it is somehow waterproofed."

of activity in FM, packet, SSB, EME, and satellite modes. After much persuasion, "Above and Beyond" became reality in August of 1985, bringing me the challenge of writing stimulating articles on a variety of VHF topics.

The years since have indeed seen a surge of interest above 50 MHz. The 23 centimeter band continues to expand. Fast Scan ATV has helped the growth on 23 and our newest allocation on 33 cm. Grid squares came into widespread acceptance to further stoke the fires, as did the ARRL

loss of 2 MHz from 220 comes at the worst possible time on a band that is growing in fits and starts. Both 23 cm and 13 cm felt the butcher's knife as over 50 MHz was removed from the amateur allocations. The 70 cm band remains a likely target.

All of these events have combined to focus attention on the VHF, UHF, and SHF spectrum as never before, as both commercial and amateur interests become aware of the potential for these frequencies. If this column has helped to focus that attention in

## ART-1

ART-1: A complete interface system for send and receive on CW, RTTY (Baudot & ASCII) and AMTOR, for use with the Commodore 64/128 computer. Operating program on disk included. \$199.00.

AIR-1: A complete interface system for send and receive on CW, RTTY (Baudot & ASCII) and AMTOR, for use with Commodore VIC-20. Operating program in ROM. \$99.95

## AIR-1

## SWL

SWL: A receive only cartridge for CW, RTTY (Baudot & ASCII) for use with Commodore 64/128. Operating program in ROM. \$64.00

AIRDISK: An AIR-1 type operating program for use with your interface hardware. Both VIC-20 and C64/128 programs on one disk. \$39.95  
AIR-ROM: Cartridge version of AIRDISK for C64/128 only. \$59.95

## AIRDISK

## MORSE COACH

MORSE COACH: A Complete teaching and testing program for learning the Morse code in a cartridge. For C64 or C128. \$49.95  
VEC SPECIAL \$39.95

These products formerly manufactured by **MICROLOG**

**G AND G ELECTRONICS**  
OF MARYLAND

8524 DAKOTA DRIVE, GAITHERSBURG, MD 20877  
(301) 258-7373


CIRCLE 372 ON READER SERVICE CARD

## AMATEUR TELEVISION

### SMILE! YOU'RE ON TV



Only  
\$299



Designed and built in the USA  
Value + Quality  
from over 25 years  
in ATV...W6ORG

With our all in one box TC70-1 70cm ATV Transceiver you can easily transmit and receive live action color and sound video just like broadcast TV. Use any home TV camera or VCR by plugging the composite video and audio into the front VHS 10 pin or rear phono jacks. Add 70cm antenna, coax, 13.8 Vdc and TV set and you are on the air...it's that easy!

TC70-1 has >1 watt p.e.p. with one xtal on 439.25, 434.0 or 426.25 MHz, runs on 12-14 Vdc @ .5A, and hot GaAsfet downconverter tunes whole 420-450 MHz band down to ch3. Shielded cabinet only 7x7x2.5". Transmitters sold only to licensed amateurs, for legal purposes, verified in the latest Callbook or with copy of license sent with order.

Call or write now for our complete ATV catalog including downconverters, transceivers, linear amps, and antennas for the 70, 33, & 23cm bands.

(818) 447-4565 m-f 8am-5:30pm pst.

Visa, MC, COD

**P.C. ELECTRONICS**

2522 Paxson Ln Arcadia CA 91006

Tom (W6ORG)

Maryann (WB6YSS)



## ATV Continued from page 64

section of transmission line between the transmitter and antenna. The main idea is to make certain that the sampling section does not disturb the impedance of the transmission line. The ideal situation is to keep the transmission line impedance electrically constant. To keep the impedance discontinuities minimal, the physical ratio of the outer and inner conductor sizes must provide the proper impedance and be equal to that of the transmission line sampled." W8DMR gives the formula for calculating the impedance based upon the conductor sizes using air dielectric:

The impedance in Ohms is:

$$Z_0 = 138 \times 10 \log \frac{\text{outer diameter}}{\text{inner diameter}}$$

Ratios of 2.304 and 3.496 provide 50 and 75 ohms, respectively.

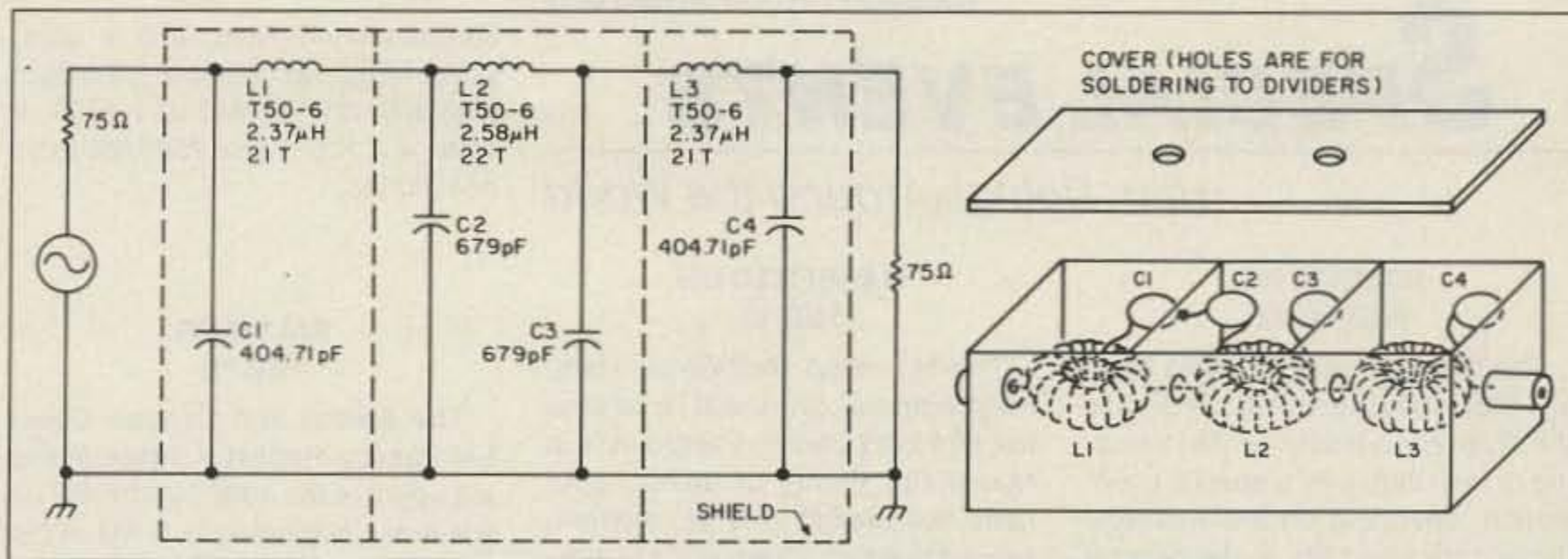


Figure 3. Layout of the 7-Pole Video Filter.

### WB6BAP's 7-Pole Video Filter


Here are the construction details on a simple but effective 7-pole video filter designed several years ago by Ernie Williams WB6BAP of the now defunct Southern California ATV Club. This filter helps reduce output garbage at your modulator

and may prevent stray RF from creeping into your monitor, VCR, or distribution amplifier (see Figure 2).

It's cheap, simple, and straightforward (see Figure 3). It uses no power supply or active components, and it doesn't heat up. As Ernie said in the later "A5" article, "It is user friendly!"

The inductors are Micrometals T50-6 toroid cores (or equivalent). You may parallel small values or check standard values caps on a bridge to find the closest value. Make plenty of good grounding areas. The enclosure can be anything metallic. Connectors are not important, although Ernie used BNCs. Ground the enclosure to something nearby when installed.

Good luck! Write

and tell me how you came out. For more serious filter problem-solving, contact John Beanland G3BVU/W1 at Spectrum International in Concord, Massachusetts. He has some real neat 3- and 5-pole brass and copper specialty filters that are reasonably priced, and which will notch out just about anything! 73's gang and see you next month... de WB0QCD. 

### Parts List for Line Sampler

R1	33kΩ ½ W	input resistor	RS 271-040
R2	1kΩ ½ W	feedback resistor	RS 271-023
R3	10kΩ ¼ W	level adj. pot	RS 271-335
R4	47kΩ ½ W	bias resistor	RS 271-042
R5	22kΩ ½ W	bias resistor	RS 271-038
R6	15kΩ ½ W	base resistor	RS 272-036
R7	100Ω ½ W	collector resistor	RS 276-012
R8	470Ω ½ W	emitter resistor	RS 276-019
C1	1 pF	ins. wire near coax center lead	fabricate
C2	4.7 pF, ceramic cap.	RF bypass	RS 272-120
C3	100 pF, ceramic cap.	RF bypass	RS 272-123
C4	10 µF, 16 V cap.	coupling	RS 272-1436
C5	220 µF, 16 V cap.	decoupling	RS 272-956
L1	1.0 µH, AWG #26	10 turns, ¼" dia.	RS 276-1123
D1	1N34A diode, ger.	demodulator	RS 276-2009
Q1	2N2222 NPN, bipolar	emitter follower	RS 276-2009
Q2	2N2222 NPN, bipolar	line driver	RS 276-2009
HS	heat sink for Q2	cooling	fabricate
S1	connector, BNC	RF level, DC	RS 278-105
S2	connector, SO-239	video output	RS 278-201
PC	pre-drilled PC board	parts mounting	RS 276-150
SK	transistor sockets	optional, 2 required	RS 276-548

### A Comparison of Popular 1-Watt Rigs

as tested by the BRATS ATV Club

MFG. Features	PC TC-70	Wyman WR-450
Suggested Retail Price	\$299	\$300
Transmitter RF Output	1 watt PEP	2.5 watts PEP
Crystal freq. capability	2	1
Vestigial SSB filtered	NO	NO
Cabinet construction	Plastic	Metal
Power supply requirements	internal	included
Camera input connector	10-pin	10-pin
Accepts B/W and Color NTSC	Yes	Yes
Synch stretcher circuitry	Yes	Yes
Synch level WS lockup threshold	Fair	Very Good
Optional video input(s)	Yes	Yes
AM signal stability	Good	Good
Harmonic/Spurious radiation	Fair	Good
PTL (push to look)	Yes	Yes
Transmit Signal Video Monitor	Yes	Yes
4.5 FM subcarrier sound	Yes	Yes
On-carrier audio capability	No	Yes
TV subcarrier squelch	Option	Yes
Internal OC Rcv provision	No	Yes
Front panel controls	Yes	Yes
Transmit/Receive LEDs	Yes	Yes
Receiver sensitivity	Good	Good
Unwanted signals rejected	Fair	Fair
Full-band tuning	Yes	Yes
Service/parts replacement	Yes	Yes

### SAVE TIME & POSTAGE!

Circle advertiser's numbers on our handy reader service card to send for valuable information from advertisers in this issue. Use our Ad Index to locate advertiser's Reader Service numbers even faster!



### VIDEO I.D. BOARD



- Custom Graphics with your Call Sign
- 4 Screens (2 Hi-res/2 color bar)
- 12 VDC Operation
- Instant Video ID
- Video Relay for switching in Live Camera Video
- Built-in Automatic Sequencer-Timer (steps through all four screens)

VDG-1 with pre-programmed calls:  
**\$89**

Call or write for catalog of available graphics

### ELKTRONICS

12536 T.R. 77 • Findlay, OH 45840  
(419) 422-8206



**ELKTRONICS**  
12536 T.R. 77  
Findlay, OH 45840  
(419) 422-8206



CIRCLE 8 ON READER SERVICE CARD



# SPECIAL EVENTS

## Ham Doings Around the World

### RALEIGH NC FEB 11-12

The Raleigh Amateur Radio Society club members will celebrate the 20th anniversary of the founding of their club with a special event station, operating on the weekend of the 11th and 12th, in the general portion of all bands. Members will use their own call signs. QSL will be by sending a #10 SASE to RARS, PO Box 17124, Raleigh NC 27619.

### LOVELAND CO FEB 11-12, 14

KAO Valentines For Friends will be operating in conjunction with the Loveland Valentines Activities from 1500 to 0500 UTC on the above weekend, with some activity on February 14 from 2300 to 0500 UTC.

Loveland has remained valentines from the world for more than 50 years. Send an SASE for your 8 1/2" x 11" certificate to KA0VFF, Michael H. Walker, 3816 Ash Avenue, Loveland CO 80538.

### MANSFIELD OH FEB 12

The Mansfield Mid\*Winter Hamfest/Computer Show will be held at the Richland County Fairgrounds in Mansfield. Plenty of prizes, 300-table flea market in large, modern, heated building. Open at 7 AM, tickets \$3 in advance and \$4 at the door. Tables \$6 in advance and \$8 at the door. Half tables available. Talk-in, call W8WE on 146.34/.94. Advanced ticket/table orders must be received by Feb. 2. Contact Dean Wrasse KB8MG, 1094 Beal Road, Mansfield OH 44905. 419-589-2415 after 4 PM EST.

### MARLBORO MA FEB 18

The Algonquin ARC is sponsoring the Hamfest/Flea Market in Marlboro from 10 AM to 2 PM on the above date. Open for sellers at 8 AM. Place: Marlboro Middle School Cafeteria, Union St., off Rte. 85. Feature: Electronics Flea Market. Talk-in: 146.01/.61 and 146.52. Admission is \$2. Tables are

\$8/each in advance, \$10 at door. Wheelchair accessible. Contact Dan KB1WW at 617-481-1587 or write A.A.R.C., Box 258, Marlboro MA 01752.

### SALEM OR FEB 18

The Salem and Oregon Coast Emergency Repeater Associations will sponsor the 1989 HAM FAIR on Saturday, beginning at 9 AM at the Polk County Fairgrounds. Admission is \$5 in advance or \$6 at the door. Activities include giant flea market, exhibits, and commercial dealers. Talk-in on 146.26/.86. For more information, write Salem Repeater Assoc., PO Box 784, Salem OR 97308.

### DENVER CO FEB 19

The Aurora Repeater Association will hold its 8th Annual Swapfest on Sunday from 8 AM to 3 PM at the Jefferson County Fairgrounds at 15200 W. 6th Ave., Golden CO. For additional information, contact Judi WD0HNP at 303-460-1413 or Jan KA7TYU, PO Box 39666, Denver CO 80239.

### FELICITY CA FEB 25

From 1500 to 0100 UTC, Amateur Radio Emergency Service Hams of Yuma, Arizona, will call all nations from The Official Center of the World in Felicity, using call sign WA6PEZ. 10 meter Novice SSB: 28.418 MHz; 15 meter General SSB: 21.318 MHz; 40 meter General SSB: 7.238 MHz. Call-in on 146.74 Black Mtn. Rptr. For glossy certificate, send QSL, 9x12 SASE and \$1 to YUMA ARES %US Post Office, Felicity CA 92283. Any profits have been pledged to United Way of Yuma and El Centro. Contact KC0KV Barry Norrgran, ARRL District Emergency Co-ordinator, 2404 Marion Ave., Yuma AZ 85365. 602-344-2575, evenings.

### CINCINNATI OH FEB 25-26

The Ohio ARRL Convention 1989 will be at the Cincinnati Gardens Exhibition Center at 2250 Seymour Avenue. Fee is \$5 per person, \$6 at door. Door prizes, free parking, early morning coffee and doughnuts. Motel rooms available 1.5 miles from convention.

For details on flea market, contact Lynn Ernst WD8JAW, 4553 Patron Ct., Cincinnati OH 45238. 513-921-4882. For information for commercial vendors, contact Joe Weinle

WD8JGB, 6060 Dryden, Cincinnati OH 45213. 513-731-3208.

### LA PORTE IN FEB 26

The LaPorte ARC is sponsoring its Hamfest at the LaPorte Civic Auditorium. Admission is \$3.50. Tables are \$3/each, reserved in advance. Talk-in is on 146.520 or 146.610 with PL of 131.8. Contact, with SASE LPARC, PO Box 30, LaPorte IN 46350.

### DEARBORN MI FEB 26

The Livonia Amateur Radio Club will hold its 19th annual LARC Swap 'n Shop on Sunday from 8 AM to 4 PM at the Dearborn Civic Center in Dearborn. ARRL/VEC amateur radio examinations will be given by the Motor City Radio Club. Plenty of tables, door prizes, refreshments, and free parking. Talk-in on 144.75/5.35/.52. Reserved table space of 8-foot minimum available. For further information, send 4x9 SASE to Neil Coffin WA8GWL, %the Livonia Amateur Radio Club, PO Box 2111, Livonia MI 48151.

### CUYAHOGA FALLS OH FEB 26

The Cuyahoga Falls ARC 35th annual hamfest will be at the Akron North High School from 8 AM to 3 PM. Tickets are \$3 in advance, \$4 at the door. Tables are \$5, with half-tables available. Sellers may bring own tables. Tables are \$6 at the door, if any are left. SASE for ticket orders and table reservations, please. Talk-in on 87/27. Details from Bill Sovinsky K8JSL, 2305 24th St., Cuyahoga Falls OH 44223. 216-923-3830.

### DAVENPORT IA FEB 26

The 18th annual Davenport Radio Amateur Club Hamfest is scheduled for Sunday at the Iowa Masonic Temple in Davenport, Iowa. Talk-in on 146.28/.88. Doors to the W0BXR hamfest will open at 8 AM. The event features a large indoor flea market, food, forums, prizes, and ARRL/VEC exams (walk-ins accepted). Tickets are \$2 in advance, \$3 at the door. Tables are \$7 each with an additional \$2 charge if an AC hookup is required. For hamfest information, write to Dave Johannesen WB0FBP, 2131 Murtle St., Davenport IA 52804. For testing information or pre-registration, write to Al Broendel N9OK, 2712 38th St., Rock Island IL 61201.

Hundreds of Vendors . . . Thousands of Products!!



## COMPUTER SHOWS Spring 1989 Schedule

January 21 - Memphis, Tn.  
Memphis Cook Convention Center

January 22 - Nashville, Tn.  
Nashville Convention Center

February 18 - Dayton, Oh.  
Dayton Convention Center

February 19 - Columbus, Oh.  
Ohio Exposition Center/State Fairgrounds

March 4 - Philadelphia, Pa.  
Philadelphia State Park

March 5 - Elizabeth, N.J.  
Dunn Sports Center

March 18 - New Carrollton, Md.  
New Carrollton Howard Johnson Plaza Hotel

April 15 - Norfolk, Va.  
Norfolk Scope Convention Center

April 16 - Richmond, Va.  
Virginia State Fairgrounds

ADMISSION: \$7/Adult, \$5/Child (5-12)  
\$1 off admission with this ad


SHOW HOURS: 10 a.m. to 4 p.m.

SHOWS UNLIMITED, INC. (301) 626-0311

CIRCLE 370 ON READER SERVICE CARD



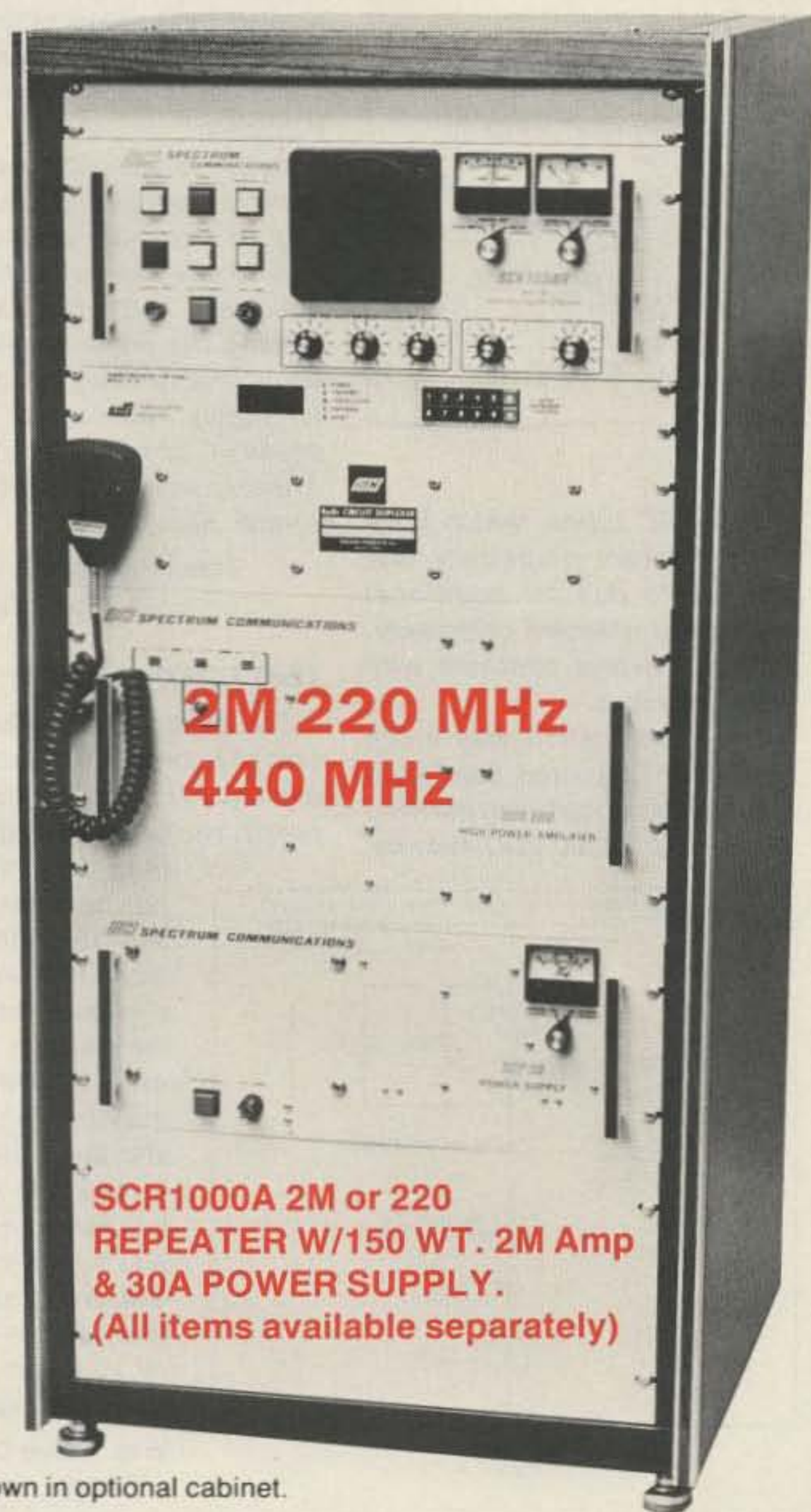
**For the Finest in Repeaters,  
Go with the Leader—**



Basic SCR77

# **SPECTRUM**

**We've got the greatest  
design/performance  
"Know-how"—15 years  
in the business—with  
constant improvements in  
our Repeaters & Link Units!**



**2M 220 MHz  
440 MHz**

**SCR1000A 2M or 220  
REPEATER W/150 WT. 2M Amp  
& 30A POWER SUPPLY.  
(All items available separately)**

For that new Machine—Spectrum now makes 3 lines of Repeaters—the world famous Deluxe SCR1000A, the Low Cost line of SCR77s, and the new State of the Art Microprocessor Controlled SCR7000X Line of Repeaters which will be out very soon.

The SCR77 Repeaters maintain the quality of design, components and construction which have made Spectrum gear famous *throughout* the world for years. However, all of the "bells & whistles" have been eliminated—at a *large cost savings to you!* The SCR77 is a real "work-horse" basic machine designed for those who want excellent, super-reliable performance year after year—but *no frills!*

**Of course, if you do want a Full Featured/ Super Deluxe Repeater with Full panel metering and controls, and a complete list of 'built-in' options, then you want our SCR1000A or the SCR7000X.**

*All three available with: Autopatch/Reverse Patch/Landline Control; TouchTone Control of various repeater functions; 'PL'; "Emergency Pwr./ID"; Tone & Timer Units; Sharp RX Filters; Power Amps; etc.*

**Complete Line of VHF/UHF Rcvr. & Xmtr. Boards & Assys. also available. Plus ID, COR, DTMF Control Bds., Antennas, Duplexers, Cabinets, etc. Inquire.**

Shown in optional cabinet.

Call or write today for details and prices!

Get your order in A.S.A.P.!

Sold Factory Direct or through Export Sales Reps. only.



## **SPECTRUM COMMUNICATIONS CORP.**

1055 W. Germantown Pk, S10 • Norristown, PA 19403 • (215) 631-1710 • TELEX: 846-211

FAX: (215) 631-5017

CIRCLE 51 ON READER SERVICE CARD



# CIRCUITS

Great Ideas From Our Readers

Have a quick'n'easy circuit idea? Share it and get a one year subscription or extension to 73! Clearly mark all entries as submissions for Circuits to distinguish them from manuscripts. Send your entries to Circuits, 73 Magazine, Peterborough, NH 03458.

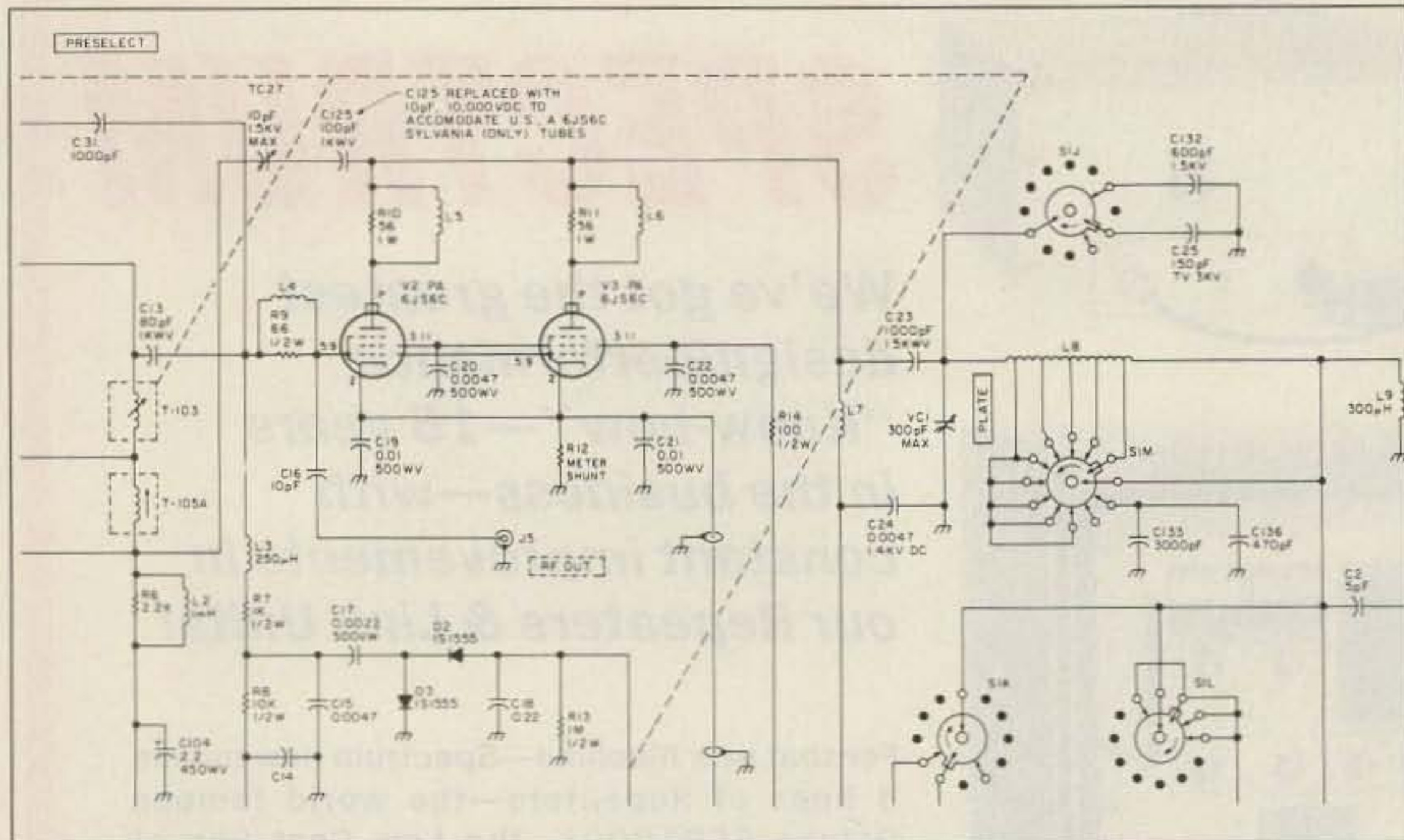


Figure 1.

## FINALS REPLACEMENT

There came a time when I needed to replace a pair of 6JS6C vacuum tubes in the final amplifier section of a FT-101E. A sales-

person informed me, however, that I needed to make a major modification in order for American tubes to perform properly and last a long time. The radio was originally equipped with Jap-

anese NEC tubes, which have quite different properties. Not anxious to pay for additional services of unknown complexity, I made several contacts with fellow amateurs.


The modification was much easier than I expected. See Figure 1. It consists of replacing the fixed value 100 pF 1000 VDC mica ca-

pacitor with a 10 pF 1000 VDC mica capacitor. This capacitor, C125, is in series with the 10 pF variable neutralizing capacitor off of the plate circuit.

If you need to make this modification, be sure to use a mica or silver mica of at least 1000 VDC. Do not substitute a different type, because the heat in the final compartment will change the value, and your tubes will fail prematurely. Also, be very careful to keep all leads short and in exactly the same orientation as the original capacitor.

Before reneutralizing, open the variable neutralizing cap all the way to minimum engagement, and follow the neutralizing instructions in the manual. While dipping the plate, remember to adjust the neutralizing capacitor for equal value meter reading peaks (IC position) on both sides of the dip when tuning the "Plate" control. See Figure 1.

Hank Hausmann WB8RNI  
Strongsville OH



Larry Antonuk WB9RRT

## TEST FOR DIRTY BIRD

For many beginning hams, the cost of a commercial wattmeter is excessive. If you're using low power, you can make a quick and inexpensive substitute with almost any available milliammeter and a few inexpensive parts, as seen in the diagram. If you're only interested in maximizing output you don't even need to calibrate it, but if you can borrow someone's Bird or equivalent, you can calibrate yours for the frequency you wish to measure. See Figure 2.

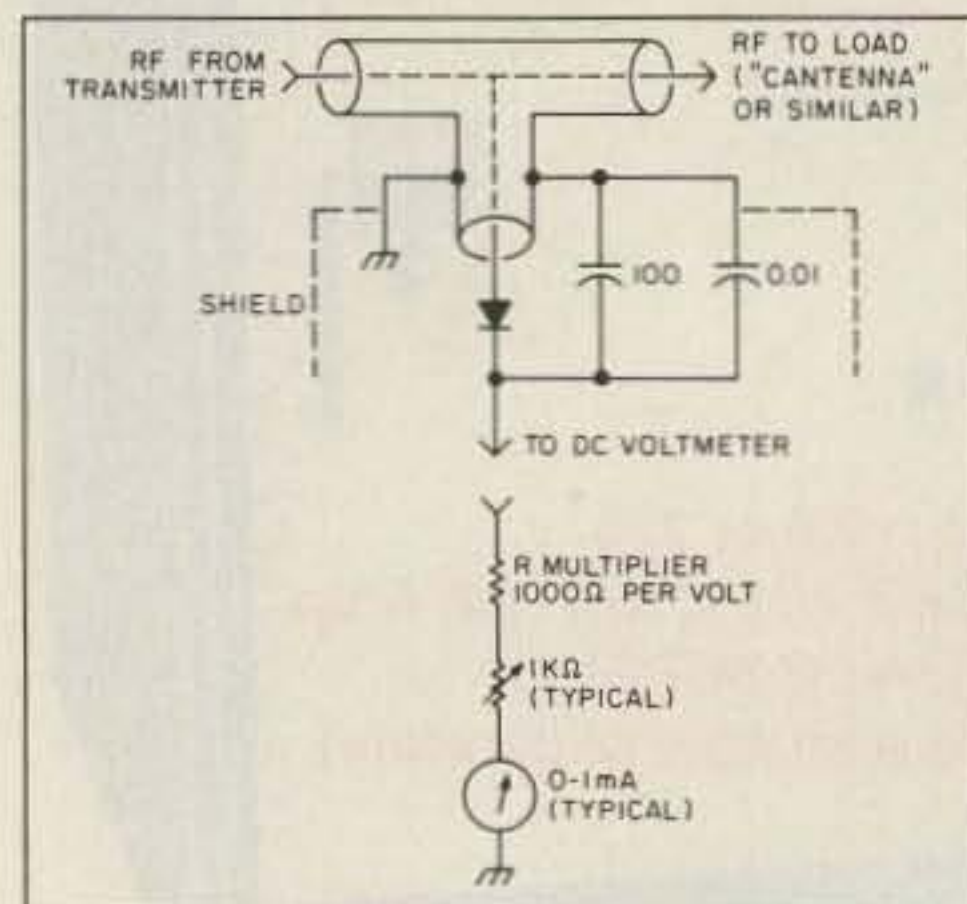


Figure 2.

Wm. Bruce Cameron  
Temple Terrace FL

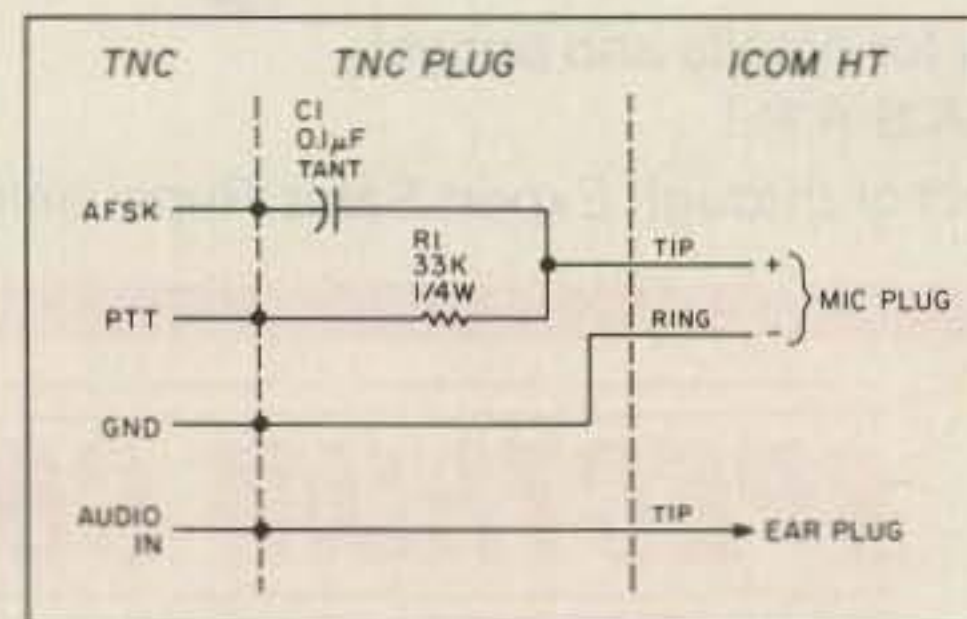


Figure 3.

## PORTABLE PACKET

Use your TNC with an ICOM HT! See Figure 3. Radio Shack part numbers are: for C1, RS 272-1432; for R1, RS 271-1341.

Dick Peters  
WA1PWF  
Norfolk MA



# DEALER DIRECTORY

## CALIFORNIA

### Burbank

New HAM store open and ready to make a DEAL. We carry all lines, ship UPS, and are open Sunday. **A-TECH ELECTRONICS, 1033 Hollywood Way, Burbank CA 91505; (818) 845-9203.**

### San Diego

Hard to find parts, surplus electronics, standard line items. Hams, hobbyists, industrial professionals—from nuts & bolts to laser diodes...Electronically speaking, Gateway's got it! M-F 9-5:30 Sat. 9-5. **GATEWAY ELECTRONICS, 9222 Chesapeake Drive, San Diego CA 92123; (619) 279-6802.**

## COLORADO

### Denver

Hard to find parts, surplus electronics, standard line items. Hams, hobbyists, industrial professionals—from nuts & bolts to laser diodes...Electronically speaking, Gateway's got it! M-F 9-5:30 Sat. 9-5. **GATEWAY ELECTRONICS, 5115 N. Federal Blvd. #32, Denver CO 80221; (303) 458-5444.**

### Englewood

Rocky Mountain Amateur/Shortwave Specialists. Ten-Tec, Yaesu, JRC-NRD, Sony, MFJ, KLM, and other fine gear. New and Used. Visa/MC. Antennas, Books, and Discount Prices, too! **ALLIED APPLIANCE & RADIO, 4253 South Broadway, Englewood, CO 80110; (303) 761-7305.**

## DELAWARE

### New Castle

Factory authorized dealer! Yaesu, ICOM, Ten-Tec, KDK, Kenwood, AEA, Kantronics, Santec. Full line of accessories. No sales tax in Delaware. One mile off I-95. **DELAWARE AMATEUR SUPPLY, 71 Meadow Road, New Castle DE 19720; (302) 328-7728.**

## FLORIDA

### Stuart

**Radio Shack** 10 meter ham transceiver, computers, scanners, and all other equipment. Nationwide. Best prices. **COTRONICS INC., Radio Shack Dealer, 2200 S.E. Federal Highway, Stuart, FL 34994 1-800-848-3004.**

## IDAHO

### Preston

Ross WB7BYZ has the largest stock of amateur gear in the Intermountain West and the best prices. Call me for all your ham needs. **ROSS DISTRIBUTING, 78 S. State, Preston ID 83263; (208) 852-0830.**

## KANSAS

### Hiawatha

Large selection of editor's choice PC software at competitive prices. **INLAND SOFTWARE, 510 Oregon St., Hiawatha KS 66434; (913) 742-3630 (KS); (800) 458-2232 (US).**

### Wellington

We have it! ASTRON, BUTTERNUT, ENCOMM, HEATHKIT, GORDON WEST, KANTRONICS, LASER COMPUTERS, MFJ, RADIO SHACK, TEN-TEC, VALOR ANTENNAS & more. Small town service with discount prices. **DANDYS, 124 So. Washington, Wellington, KS. 67152, (316) 326-6314.**

## MISSOURI

### St. Louis

Hard to find parts, surplus electronics, standard line items. Hams, hobbyists, industrial professionals—from nuts & bolts to laser diodes...Electronically speaking, Gateway's got it! M-F 9-5:30 Sat. 9-5. **GATEWAY ELECTRONICS, 8123 Page Blvd., St. Louis MO 63130; (314) 427-6116.**

## NEW HAMPSHIRE

### Derry

Serving the ham community with new and used equipment. We stock and service most major lines: AEA, Astron, B&W, Cushcraft, Encomm, Hy-Gain, Hustler, ICOM, Kenwood, KLM, Larsen, Mirage, Mosley; books, rotors, cable and connectors. Business hours Mon.-Sat. 10-5, Thursday 10-7. Closed Sun./Holidays. **RIVENDELL ELECTRONICS, 8 Londonderry Road, Derry NH 03038; (603)434-5371.**

## NEW JERSEY

### Lyndhurst

A full service Ham Radio Store! Discount sales and service on most major brands. Monday to Friday 10:00am to 7:00pm, Saturday 9:00am to 3:00pm ¼ mile south of Rt.3. **ABARIS SYSTEMS, 227 Stuyvesant Avenue, Lyndhurst NJ 07071; (201) 939-0015.**

### Park Ridge

Bergen County's oldest and only SWL/Amateur dealer. Specializing in HF receiving systems, antennas, ham/SWL accessories, books. Kenwood, JRC, Yaesu, Icom. 1 mile from Garden State Parkway Exit 172. Tu-Fri 10-5; Sat 10-3. **GILFER SHORTWAVE, 52 Park Avenue, Park Ridge, NJ 07656; (201) 391-7887.**

## NEW YORK

### Jamestown

Western New York's finest amateur radio dealer featuring ICOM-Larsen-AEA-Hamtronics-As-

tron. New and used gear. **VHF COMMUNICATIONS, 915 North Main St., Jamestown NY 14701, (716) 664-6345.**

### Manhattan

Manhattan's largest and only ham and two-way Radio Store. Featuring MOTOROLA, ICOM, KENWOOD, YAESU, AEA, etc. Full stock of radios and accessories. Open 7 days M-F, 9-6:30 pm; Sat & Sun, 10-5 pm. We ship worldwide. **BARRY ELECTRONICS, 512 Broadway, New York NY 10012; (212) 925-7000. FAX (212) 925-7001.**

## NORTH CAROLINA

### Greensboro

9a.m. to 7p.m. Closed Monday. ICOM our specialty-Sales & Service. **F&M ELECTRONICS, 3520 Rockingham Road, Greensboro NC 27407; (919) 299-3437.**

## OHIO

### Columbus

Central Ohio's full-line authorized dealer for Kenwood, ICOM, Yaesu, Ten-Tec, Info-Tech, Japan Radio, AEA, Cushcraft, Hustler, and Butternut. New and used equipment on display and operational in our 4000 sq.ft. store. Large SWL department, too. **UNIVERSAL AMATEUR RADIO, 1280 Aida Drive, Reynoldsburg (Columbus) OH 43068; (614) 866-4267.**

## PENNSYLVANIA

### Trevese

Authorized factory sales and service. **KENWOOD, ICOM, YAESU, featuring AMERITRON, B&W, MFJ, HYGAIN, KLM, CUSHCRAFT, HUSTLER, KANTRONICS, AEA, VIBROPLEX, HEIL, CALLBOOK, ARRL Publications, and much more. HAMTRONICS, INC., 4033 Brownsville Road, Trevese PA 19047; (215) 357-1400. FAX (215) 355-8958. Sales Order 1-800-426-2820.**

## TEXAS

### Dallas

In Dallas since 1960. We feature Kenwood, ICOM, Yaesu, AEA, Butternut, Rohn, amateur publications, and a full line of accessories. Factory authorized Kenwood Service Center. **ELECTRONIC CENTER, INC., 2809 Ross Ave., Dallas TX 75201; (214) 969-1936.**

### Houston

Hard to find parts, surplus electronics, standard line items. Hams, hobbyists, industrial professionals—from nuts & bolts to laser diodes...Electronically speaking, Gateway's got it! M-F 9-5:30 Sat. 9-5. **GATEWAY ELECTRONICS, 9890 Westpark Drive, Houston TX 77063; (713) 978-6575.**

### Southwest Houston

Full line of Equipment and Accessories, in-house service, Texas #1 Ten Tec Dealer! **MISSION COMMUNICATIONS, 11903 Alief-Clodine, Suite 500, Houston TX 77082; (713) 879-7764.**

## DEALERS

Your company name and message can contain up to 25 words for as little as \$300 yearly (prepaid), or \$175 for six months (prepaid). No mention of mail-order business permitted. Directory text and payment must reach us 60 days in advance of publication. For example, advertising for the April '88 issue must be in our hands by February 1st. Mail to 73 Amateur Radio, Rebecca Niemela, WGE Center, Peterborough, NH 03458.



# ASK KABOOM

The Tech Answer Man

Michael Jay Geier KB1UM  
7 Simpson Court  
S. Burlington VT 05403

## The Way It Goes

About ten years ago, when I was a professional service technician, my boss spoke the words I will never forget: "If it works, it breaks!" Ain't it the truth! Nothing keeps working forever. In troubleshooting, however, I found that parts didn't "go" randomly—some types of parts, in some types of circuits, seemed to nearly always be the culprits, while others could be counted on to be OK. And I've come to believe that understanding this phenomenon is a great part of what separates the expert techs from the diddlers. (An in-depth understanding of the circuit doesn't hurt, either!)

So, this month I'm going to break down common parts by type, in decreasing order of likelihood of failure:

**Connections:** A connection ain't always a component, but it can be, in the case of switches and relays. Bad connections are by far the most common cause of equipment failure. Solder joints are included here.

**Stressed transistors:** These include voltage regulators in power supplies (especially), RF and audio output transistors, and in general any transistors that get warm enough to require heat sinks.

**Zener diodes:** By virtue of their very function (voltage regulation), they handle significant current and sometimes get hot. Over time, they can go, becoming open circuits. This may result in a power supply going way over its intended voltage, causing all kinds of damage, especially to 5 volt digital ICs in other parts of the rig.

**Linear ICs** (such as op amps and audio amps): These are frequently required to handle

wide voltage swings and surprising currents. They can get hot and die just like stressed transistors.

**Small-signal transistors:** They will go if over-stressed with too much current, but they can also die for no apparent reason. If you're doing a stage-by-stage signal trace in an IF strip not made from ICs, for example, the transistor in the dead stage will nearly always be the culprit. Be especially wary of FETs and MOSFETs in receiver front ends, as they are easily killed by atmospheric static pulses or nearby transmitters.

**Rectifiers:** These are pretty reliable, but they can be over-stressed like any other semiconductor. They are easy to check with an ohmmeter.

**Crystals:** They're easy to overlook, but I have seen plenty of flaky and just plain dead ones. They are especially suspect in oscillators that work sometimes but not always.

**Digital ICs** (such as gates and microprocessors): TTL (74-series) chips die quickly if the supply voltage goes much above 5 volts. CMOS chips are more tolerant and reliable. When digital chips go, the result is nearly always an output line stuck either high or low.

**Electrolytic capacitors:** These are weird parts. They get leaky, open, and sometimes just plain strange, even occasionally exhibiting diode-like behavior. When in doubt, swap in a new part, even if it is not exactly the same value, just to find out.

**Small-signal diodes:** These are more likely to be open than shorted. They are easy to test with an ohmmeter.

**Resistors:** In tube circuits, heat may make resistors drift, but that doesn't happen in low-level solid state devices, and very rarely even in output stages. If a resistor is bad, it will be obviously burned or cracked, and the semiconductor device associated with it will invariably be shorted. If the resistor looks OK, it almost certainly is.

**Ceramic capacitors:** I've only seen one or two bad ones in my life. It just doesn't happen.

**Inductors:** Excluding high-voltage transformers associated with CRTs, they rarely go. If an inductor is open, look for a short circuit pulling too much current through it. If it is shorted, age or humidity is the likely cause.

**Alignment:** No! Sudden

changes in performance are caused by bad parts. Don't diddle with adjustments unless and until you are CERTAIN nothing else is wrong!

In general, when checking any stage, first check the output of the transistor or IC, then check its input. If they are both doing something and not the SAME thing, then look elsewhere. (Of course, for digital gates and such, it is a bit more complex than that, but a digital gate with power applied, changing inputs, and no output is probably bad.)

Whew! Now let's look at this month's letters:

Dear Kaboom,

*My Yaesu FT-901 works fine most of the time, but it sometimes arcs inside the output tubes upon keydown, especially on 160 meters. Surely that can't be good for the tubes. What gives?*

Signed,  
Zapped Again

Dear Zapped,

You're right, it isn't helping those tubes one bit. The cause is a dirty bandswitch. Take off the bottom of the rig and spray the switch's leaves with cleaner, then rapidly rotate the switch back and forth several times through all positions. While you're at it, spray and clean the variable capacitor behind the "plate" control the same way. By the way, Heath SB-220 amps are prone to the same problem.

Dear Kaboom,

*My RTTY interface connects to the speaker output of my rig. It works, but I have to turn it up fairly loud sometimes for good print, and it drives me nuts! Is there any way I can increase the sensitivity?*

Signed,  
Headache #122

Dear Headache,

Yup, it's easy. Go to Radio Shack and get a miniature audio output transformer (catalog #273-1380) and a couple of 5 volt zener diodes. Connect the 8 ohm side of the transformer to the speaker output of the rig, and connect the diodes back to back (in other words, in parallel but opposite polarity) across the 1000 ohm side. Then connect the 1000 ohm side to the RTTY interface. The sensitivity should go up tremendously, and it's cheaper and safer than lots of pain relievers! **73**

## JAMES MILLEN

### MANUFACTURERS

P.O. BOX 4215, ANDOVER, MA 01810-4215 USA (508) 475-7831



### GRID DIP METERS "Dipper"

The James Millen Grid Dip Meters, Model #90651-A A.C. Powered and the Model #90652 Solid State Battery operated, are compact and completely self-contained laboratory — service quality test equipment units. The "Dipper"

covers the range of frequencies between 1.7 MHz and 300 MHz in seven calibrated uniform length scales with generous overlaps plus an arbitrary scale for use with special application inductors.

#90651 A	A.C. Model with Tube.....	\$350.00
#90652	Solid State Model with Battery.....	\$350.00

#### Low Frequency Inductors for #90651-A Only

#46702	925-2000 Hz.....	\$ 35.00
#46703	500-1050 HZ.....	35.00
#46704	325- 600 HZ.....	35.00
#46705	220- 350 HZ.....	35.00



### TRANSMITTING CONDENSERS 16000 Series

Another member of the "Designed for application" series of transmitting variable air capacitors is the 16000 series with voltage ratings from 3KV to 13KV in single or dual sections.

Rigid, heavy channelled aluminum end frame and thick, round edge polished plates. Ceramic supporting structure and insulator, brass nickel plated hardware. Constant impedance, heavy current, multiple finger rotor contact. Prices range between \$50 and \$80 each. Other styles and capacitances are also available.

YOUR INQUIRIES ON OTHER JAMES MILLEN PRODUCTS ARE WELCOMED



## Hams Around the World

Chod Harris VP2ML  
PO Box 4881  
Santa Rosa, CA 95402

### Packet DX Spotting Networks

What does VHF FM packet radio have to do with DX? Everything, thanks to the innovative DX spotting software from Pavillion Software (PO Box 803, Hudson, MA 01749).

Dick Newell AK1A, who developed the software, has produced two different versions: one for small, local networks, and another for large networks capable of handling hundreds of DXers simultaneously, over thousands of square miles. These PacketCluster packages add a new dimension to tracking DX.

### Packet Conference Bulletin Board

The stand-alone version, Packet Conference Bulletin Board (PCBS), runs on an IBM PC/XT or compatible computer, with a hard disk drive. This node, or central station, also needs a Kantronics KPC-2 terminal node controller (TNC) and a VHF FM transceiver, plus antenna, coax, etc., and a copy of the software. Most PCBS systems operate on 2 meters. The hardware commitment for the node is substantial—at least \$1000 when starting from scratch. A local DX club may be able to find used radio gear, however, and also borrow a computer that would otherwise be idle, such as during non-business hours.

Fortunately, the individual DXer needs only a minimal packet system consisting of a suitable VHF FM radio, any model TNC, and a terminal, to get the system up and running. Older, crystal-controlled FM rigs, and inexpensive, surplus computer terminals are easy to find at hamfests, and the cost of a new TNC has dropped to only about a hundred dollars.

What does PCBS do for the DXer? A lot! The main function of the software is to store, organize, and disseminate detailed reports of DX stations, including callsign, ex-

act frequency, time and date, the call of the station making the announcement, and a short note. The note might be QSL information, operator name, listening frequency, etc.

Any user of the system can enter a DX spot by simply typing in the DX station's callsign and frequency (and note, if any) into his or her terminal: DX/VP2ML 28495 QSL K1RH. The central computer logs and acknowledges the spot, adds the current time, date, and call of the spotting station, and immediately forwards the information to every other station con-

nected to the system. If their equipment permits, users can set a bell to ring when the spot comes in. On a busy evening, the bell will ring continuously.

Even better, the central station node stores each DX spot indefinitely. This means a station doesn't need to be connected to the system at all times. A DXer can log into the system and ask for the last 5 DX announcements (or any number of DX spots, for that matter). The individual DXer can also specify a particular band, and get only those reports from that band. Want to know what's been on 160 meters the past week? Type SHOW/DX/24 160 for the last 24 DX spots on Top Band! DXers can even specify a particular country in their request: SHOW/DX VP2M will give

the last five DX reports from Montserrat, including callsign, frequency, date and time, and logging station.

In addition to this DX spotting function, PCBS will provide beam headings for any country, give today's sunrise and sunset times for any country, and even predict the Maximum Usable Frequency (MUF) for a given path! Users can also enter and access WWV propagation data. Finally, PCBS contains regular packet bulletin board features, including the ability to talk to any connected station directly, and to store and retrieve mail, messages and DX bulletins, such as the contents of W1AW's DX bulletin.

This sophisticated software asks for the operator's name and location, then the data is acces-

sible by any local user. Hear a callsign and want to know the operator's name and town? Type SHOW/USER (Callsign) and PCBS will tell you. Another innovative feature is the EXCLUDE function, which is very useful for contesters in the single-operator category. Because of some controversy over single-operator status for stations using DX spotting nets (they are *not* single operator, and are automatically reclassified as multi-operator entries), PCBS's EXCLUDE function can prevent the flow of DX information to a given station. That station can continue to feed DX spots into the system, to help those operators entering the contest in a multi-operator category, but the single operator does not receive any information back. And this EXCLUDE function is controlled by the system operator, not the individual contesters, eliminating violations of the honor system.

The node operator ("sysop" in packet lingo) can add specialized data bases to the software, such as names and contest scores of local club members, oblast' lists, DX news filed by prefix, and whatever else would be useful for club members.

### PacketCluster

PCBS is limited to a maximum of 26 users at a given time, a limit imposed by the TNC. Also, distant stations may have to use more than one digipeater to access the

SH/DX/20	10					
28510	YCOMCA	10-Oct-1988	0309Z	good sig.		<K2ITG>
28525	HL2IDJ	10-Oct-1988	0238Z			<N6SKF>
28494.8	BY8AC	10-Oct-1988	0226Z	Calling CQ USA		<KD6PY>
28509.6	YCOMCA	10-Oct-1988	0224Z			<N6SKF>
28450.3	HL9OB	10-Oct-1988	0224Z			<K6PBT>
28450	HL9OB	10-Oct-1988	0220Z			<N6SKF>
28449.9	3D2YL	10-Oct-1988	0216Z	Karen		<K2ITG>
286039	KX6BU	10-Oct-1988	0035Z			<WJ6O>
28026.1	PULLIU	10-Oct-1988	0005Z			<NC7K>
28033	BY4RB	9-Oct-1988	2353Z			<N6JV>
28492.8	KD7P/KH2	9-Oct-1988	2327Z			<WJ6O>
28502.2	4U43UN	9-Oct-1988	2237Z	New York		<KJ6LD>
28024	OA4ZV	9-Oct-1988	2146Z			<N6JV>
28007.6	CU2BU	9-Oct-1988	2114Z			<N6JV>
28456	AX4ABX	9-Oct-1988	2112Z			<N6SKF>
28522.4	ZY0TT	9-Oct-1988	2056Z	QSX 28553		<K6AYA-15>
28522.3	ZY0TT	9-Oct-1988	2051Z	listening 28550 up		<K6PBT>
28487.8	WY5L/KH3	9-Oct-1988	2035Z			<KD6PY>
28509.0	5H3RB	9-Oct-1988	1855Z	ROEL		<WA6HAN>
28039	GU0FYR	9-Oct-1988	1841Z			<N6JV>

Figure 1. The results of typing "SH/DX/20 10."

PacketCluster Configuration:					
PacketCluster node: (WG6H-1)					
PacketCluster node: (K6LLK)					
(WA6ALZ)	K6SIK	WB6JXU	W6XB		(K6TMB)
PacketCluster node: (KN6J)					
WOYK	(WA9WYB)	N6JL		(KJ6FD)	
PacketCluster node: (W6LEH)					
PacketCluster node: W6GO					
(K6PBT)	(WG6P)	WA7G-6	(WA6OEC)	WA6JCD-15	K6YK
PacketCluster node: (W6OAT)					
WD6CJB					

Figure 2. The PacketCluster Configuration display, showing both the nodes and the stations connected to same.

SH/WWV/10	Date	Hour	SFI	A	K	Forecast	
	11-Oct-1988	04	179	46	5	low-moderate/active	<WN6W>
	10-Oct-1988	00	176	16	1	Low/Unsettled	<KD6PY>
	9-Oct-1988	17	174	7	4	Low/Unsettled	<KD6PY>
	9-Oct-1988	15	174	7	4	low/unsettled	<WN6W>
	9-Oct-1988	01	174	7	1	Low/Unsettled	<KD6PY>
	8-Oct-1988	18	174	7	3	Low/Unsettled	<K6PBT>
	8-Oct-1988	03	181	7	1	Low, Quiet	<W6OAT>
	8-Oct-1988	01	181	7	1	Low, Quiet	<W6OAT>
	7-Oct-1988	19	181	7	2	Low-Mod/Quiet-Unset	<WA9WYB>
	7-Oct-1988	18	181	7	2	Low-Mod/Q-Unsettled	<K6PBT>
SH/DX							
21291.8	UB4MRG	11-Oct-1988	1512Z	CLG CQ			<WA9WYB>
21246	ON4VN	11-Oct-1988	1510Z				<WA9WYB>
21235	UA6LBH	11-Oct-1988	1509Z				<WA9WYB>
14182	VU2DNL	11-Oct-1988	1451Z				<WA9WYB>
14164.5	HK0EOU	11-Oct-1988	0633Z	SANANDRES			<WA9WYB>

Figure 3. The results of the command "SH/WWV/10," and of SH/DX (the last five spots, regardless of band).

Continued on page 93



# ADVERTISERS

R.S.#	page	R.S.#	page	R.S.#	page	R.S.#	page
279 Ace Communications	36	• CB City International	27	358 Intercon Data Systems	41	254 Ross Distributing	71
355 Ace Communications	63	• CES Inc.	66	97 International Radio	41	• Sangean America	93
1 Advanced Computer Control	63	• Charlotte Hamfest	56	• Jo Gunn Enterprises	45	332 Satellite City	27
65 Advanced Electronic Appliance	89	157 Cleveland Inst. of Electr	16	272 Jun's Electronics	96	73	
88 Aerospace Consulting	45	343 Commpute Corp.	63	• K-40	16	• Back Issues	68
• Amateur Electronics Supply	44	99 Communication Concepts	55	• Kenwood U.S.A. Corp.	10	• CB to Ten	68
314 Ameritron	32	121 Communications Electronics	58	• Kenwood U.S.A. Corp.	7	• Code Tapes	68
90 Antennas West	71	10 Communications Specialists	2	• Kenwood U.S.A. Corp.	C4	• DX Map	37
89 Antennas West	29	12 Connect Systems	1	• Kenwood U.S.A. Corp.	15	• QSL Cards	68
236 Antennas West	27	306 Creative Control Products	41	• Lindsay Publications	41	• Uncle Wayne's Bookshelf	69
302 Antennas West	29	147 Data Com International	16	25 Madison Electronic Supply	31	370 Shows Unlimited	74
303 Antennas West	62	• Dayton Hamvention	22	• Maggiore Electronics Lab	47	• Soft Light Mfg. Co.	16
304 Antennas West	62	• Delaware Amateur Supply	66	336 Magnaphase	37	250 Software Systems	59
5 Antennas West	16	239 Digital Radio Systems Inc.	11	• Magnus Electronics Inc.	35	244 Software Systems	71
107 Antennas West	55	15 Doppler Systems	67	101 Maxcom Inc.	49	51 Spectrum Communications	75
82 Antennex	41	371 Eightland Data	55	114 Metro Printing	45	183 Spectrum International	95
271 Antique Radio Classified	45	291 Electron Processing	23	24 MFJ Enterprises	3	• Indiana Hamfest	62
• ARRL	93	• Electronic Equipment Bank	88	348 Micro Computer Concepts	59	• Star Circuits	56
338 Ashton ITC	29	8 Elktronics	73	295 Micro Control Specialities	66	268 T.S. Skogen Etchings	67
• Associated Radio	23	• Engineering Consulting	67	187 Mission Communication		55 The Meadowlake Corp.	71
16 Astron Corporation	51	324 Epsilon Co.	59	& Consulting	59	150 The Radio Works	71
357 ATFab	41	372 G & G Electronics	72	127 Motron Electronics	59	115 The RF Connection	59
243 AXM Inc.	45	• Gap Antenna Products	13	• Multifax	27	136 Unadilla/Antennas Etc.	78
158 Azimuth Comm.	27	339 GGTE	59	• N6KW QSL Cards	45	• Universal Amateur Radio	59
• B & B Instruments	95	17 GLB Electronics	23	349 Naval Electronics	49	79 Vanguard Labs	45
53 Barker & Williamson	56	72 Glen Martin Engineering	29	292 Omar Electronics	62	298 VHF Communications	45
41 Barry Electronics Corp.	53	346 Great Circle Maps	16	96 Orlando Hamcation	17	191 W & W Associates	67
42 Bilal Company	63	327 GTI Electronics	59	• P.C. Electronics	72	38 W9INN Antennas	29
156 Buckmaster Publishing	29	326 GTI Electronics	41	178 Pacific Cable Co. Inc	45	319 Wi-Comm Electronics	71
7 Buckmaster Publishing	63	• Hamtronics, Inc.	21	68 Periphex	65	• Wilson Antenna	96
365 Buckmaster Publishing	62	• Heath Co.	85	31 Radio Amateur Callbook	95	369 Xpertek	63
• Butternut Electronics	37	• Heath Co.	84	34 Ramsey Electronics	40	165 Yaesu Electronics	C3
356 C & S Sales Inc.	71	354 ICOM America	C2	• RF Parts Co.	37	351 Zeltwanger Electronics	67

# INDEX: February 1989

Issue #441

10 meter	26, 33	dual-band quad	87	K0OV, JOE MOELL PE	87	Shakespeare Company	26
23-H	57	dual 555 timer	54	Line Sampler	64	SO-239 connector	34, 39, 55
2716 EPROM	54	DX	26, 79, 93, 94	LOS PATHS	70	Sony ICF-SW1	48
7-pole video filter	73	EGE	48	Magnus Electronics	34	Space Symposium	60
7493/74393 ripple counter	54	Epson LQ-800/FX-85/86	24	Magnus MA-1000B	34	Star Circuits	57
7805 voltage regulator	55	Esperanto	90	MFJ tuner	34	Sweden	92
A-O-13 operating schedule	61	F Type connectors	57	microwave propagation	70	TCM 3105 Modem	42
Advanced Electronics Applications	64	FAX	24	MIR	9	Texas Instruments	42
American Antennas	33	FCC	9, 81	MIR Space Station	60	TIL-119	43
AMSAT	60	FSTV-430	64	MMT 144/28	70	troubleshooting	78
AMSAT-NA	9	gateways	11	mobile	33	TTL LS circuits	54
Andrew Helix	70	Genave transmitter	54	modulation	52	UA3CR, Leonid Labutin	11, 60
AR-3500 Ranger	33	ground plane antenna	81	MOSFET mixer	31	USSR	90
band filters	50	Heathkit HM-9	30	Mosley Electronics, Inc.	38	VP2ML, Chod Harris	79
baude rate	50, 52	HFT-9 tuner	30	Mosley PRO-67 antenna	38	W1XU, Jim Gray	94
beam antenna	87	HW-8/-9	86	MUF	50	W4KUM, Sam Baine	42
Belden 9913 coax	70	IBM & compatibles	79	multipath	50	W7XU, Arliss Thompson	81
BELL 202 modem	50	IC-2GAT	46	N1BLH, Marc Stern	33	WA4BLC, Bill Clarke	18, 26, 46
bench testing	19	IC-730/40/45/51	70	N4PLK, Craig Rader	42	WA5ZIB, Andy MacAllister	60
Big Stick antenna	26	IC-751	39	New Zealand	92	WA6TEY, Ray Frost	87
Canary Islands	91	IC-781 HF	18	packet	14, 42, 50, 52, 60	WARC	81
circuit ideas	76	ICOM America, Inc.	18, 46	PacketCluster Software	79	watch-dog timer	42
Collins KWM-2	12	Info-Tech M-800	24	Pavillion Software	79	WB0QCD, Mike Stone	64
components	78	International Index '88	90	PCBS system	93	WB2QLL, Peter Ferrand	24
CRC	50	IRF-511	31	Penetrox	38	WB3ELL, Mark A. Boucher	28
CW	9, 14, 28, 54	K7UGA, Barry Goldwater	90	PK-232	25	WB6IGP, Chuck Houghton	9
D Flip-Flop 7474	55	KA5S, Cortland Richmond	48	PL-259 connectors	33	WB6NOA, Gordon West	34
DAIWA CN-520 meter	39	KAM	25	Prodalin Spir-O-Line	70	WB6RQN, Brian Lloyd	50
DALE EBT 156-6R1W	42	Kantronics KPC-2 TNC	79	propagation	50, 70, 94	WB8VGE, Mike Bryce	86
Digicom > 64	42	KB1UM, Michael Jay Geier	78	RDF	54, 87	WD4PVS, Mike Zinicola	42
Digital Electronic Systems, Inc.	24	Kenwood TS-940S	12	repeater	54	Weather-Guard®	38
dipole antenna	81	Kenwood USA Corp.	12	RFI filters	57	Weather Satellite Handbook	9
DMOS 80 meter transmitter	28	KJ4GP, John Krohn	42	Rohn 25G/45G	38	Willis Island	91
drift	86	KT2B, Pete Putman	9, 70	RS 40-1250	86	WN0EHE, Glenn M. Cascino	54



# AERIAL VIEW

## Antenna News

Arliss Thompson W7XU  
RR 3 Box 224  
Sioux Falls, SD 57106

### Simple Antennas for 17m

In 1979 the World Administrative Radio Conference (WARC) promised amateurs access to three new HF frequency bands. They were in the neighborhood of 10.1, 18.1, and 24.9 MHz, commonly known as the 30, 17, and 12 meter bands. US hams gained access to the 30 meter band in October 1982, and in 1985 were allowed to move onto the 24 MHz band.

The FCC has withheld the 18 MHz band from us for nearly ten years, but we may very well be allowed to operate on that band by the middle of 1989. Conditions on the HF bands have improved considerably from what they were a couple of years ago. The 18 MHz band should provide many interesting openings, plus the thrill of operating on a new band. But, while many of us own transceivers that will be ready to go when the FCC finally opens 17 meters, few of us have antennas for that band. Now is the time to start considering what sort of antenna you will be using when the first US amateur signals appear in the 18.1 MHz band.

### Make Do?

Perhaps the easiest solution is to use an existing antenna designed for another band. Whether or not this gives good results varies with each individual installation, but in general a coax-fed dipole cut for another band will not be a good performer on 17 meters. Even if you use an antenna tuner to provide a reasonable match between the transceiver and the feedline, the resultant high SWR on the coax will be associated with high feedline losses. If you're using a coax feedline, a high SWR will also dictate low power. In short, while you might be able to squeak a few contacts out of such a setup, it would be far from ideal.

### All-Band Antennas

If you enjoy operating on all the HF bands, but have room for only one antenna, you may already be using a multiband wire antenna. The most common examples of

this type of antenna are end-fed wires (Figure 1) and open-wire, center-fed dipoles (Figure 2). Both of these, when used with an antenna tuner, gives good multiband performance. Unlike the coax-fed dipole operating far from resonance, a dipole fed with open-wire line can be quite efficient. The losses associated with a high SWR and open-wire line are typically much less than they are with coax operating under the same conditions. This means that the open-wire, center-fed dipole you may have been using on the 80 and 40 meter bands will also work well on 17 meters by merely retuning your transmatch. If the antenna is over 26 feet long, it will even show some gain at 18 MHz. If you want to operate on all or many HF bands, but you have limited space for antennas, the center-fed dipole deserves serious consideration.

End-fed antennas, including directly-fed antennas may give a good account of themselves in multiband use, although my experience with them is that they commonly produce only mediocre results. Moving to 18.1 MHz with such an antenna requires only the retuning of the matching network. If RF feedback should arise (a common malady associated with end-fed antennas), you can cure it by improving the grounding. Attach a ¼-wavelength long wire (about 13 feet for the 17 meter band) to the transmitter to serve as an artificial ground. This causes a low impedance condition at the transmitter, so any RF feedback problems should disappear. Do not attach this artificial ground wire to actual ground; just run it around the shack or hang it out the window above the earth. Attaching it to another grounded wire will upset its quarter-wave resonance and nullify its beneficial effect.

Another problem that arises with end-fed antennas, which are relatively long for the band you select, is directivity off the end of the antenna. That may be fine if the antenna is horizontal, but if a substantial portion of the antenna is vertical, much of the radiated signal may be wasted. This will be particularly true when you're operating at a frequency as high as 18 MHz, where most signals ar-

rive at a fairly low angle of radiation. By the same logic, "force feeding" your low-band vertical to allow operation on the higher HF bands will probably not yield good results.

### The Dipole

While many of us enjoy the benefits of yagis or other gain-producing antennas when operating on the 20, 15 and 10 meter bands, a simple dipole (Figure 3) can be a good alternative when moving to a new band. When US hams finally get onto 17 meters, most will be using compromise antennas and few will have beams. If you have only a dipole, you won't be at a serious disadvantage compared to the rest of the stations operating on that band. In fact, more than a few DXCCs have been earned even on 20 meters by stations using no more than a dipole. For best results, the antenna should be mounted at least ½-wavelength (roughly 30 feet for 18 MHz) above ground to achieve a reasonably low angle of radiation. You may feed the dipole directly with 50Ω coax, or you can install a 1:1 balun at the feedpoint, if you desire. An alternative to the balun is to coil a few feet of the feedline into a circle 4-6 inches in diameter at the antenna. Five turns should do. This serves as an RF choke and thereby reduces the odds of unwanted RF currents flowing on the outside of the coax.


### The Ground Plane

Another old standby on the higher HF bands is the ground plane antenna (Figure 4). This antenna provides omnidirectional coverage and, when mounted well above ground, a low angle of radiation. For 18.1 MHz the vertical portion of the antenna should be 12' 11" long. You can make the radials (usually four) 5% longer. If you bring the radials off at a down-sloping angle, say 45 degrees, the feedpoint impedance of the antenna rises to approximately 50Ω. Even

if you run the radials horizontally, however, you may feed the antenna directly with 50Ω coax and still not cause a serious mismatch. You could also feed the antenna through a ¼-wavelength transformer of 75Ω coax to improve the match to 50Ω coax.

### Summing Up

These are some ideas for getting an antenna onto 17 meters. You may want to get an antenna up now and listen on 17 meters to see who is operating there. Remember, of course, not to transmit on that band until specifically authorized to do so, even if you hear foreign amateurs operating there (some foreign governments already allow their hams to use the band).

See you on 17! 

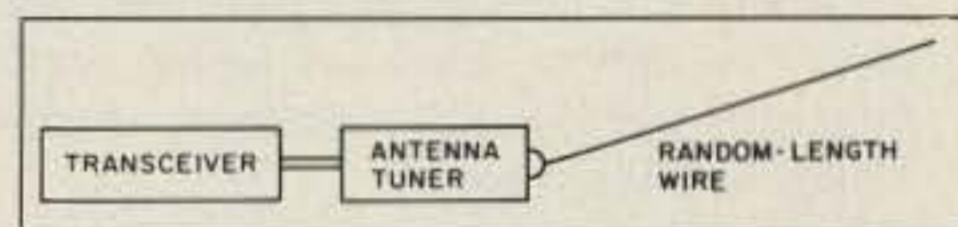


Figure 1. End-fed random length wire.

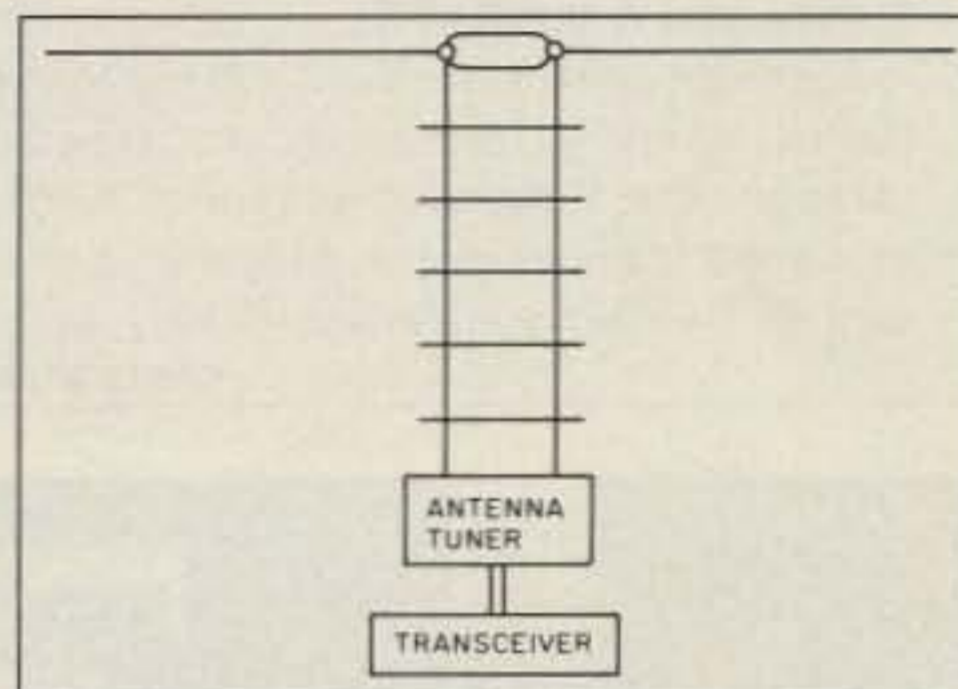


Figure 2. Open-wire, center-fed dipole. Minimum dipole length will vary with the lowest frequency. For operating at 3.5 MHz and higher frequencies, the dipole should be at least 66 feet long.

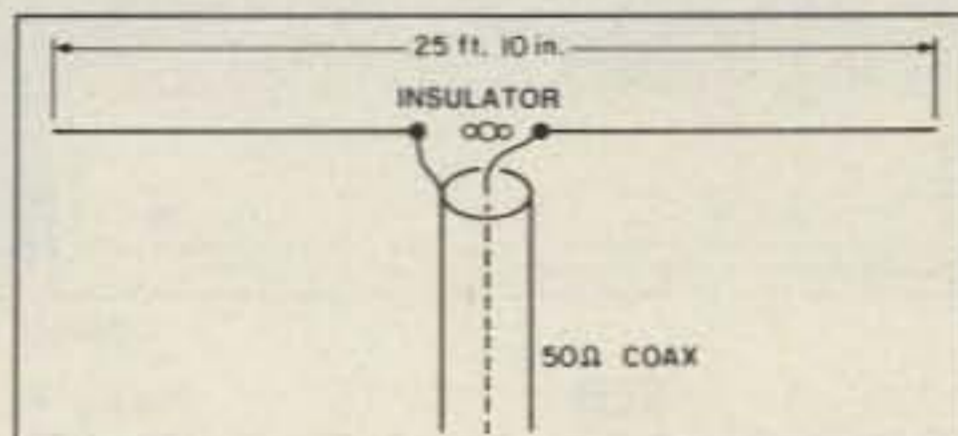


Figure 3. Coax-fed dipole for 18.1 MHz operation.

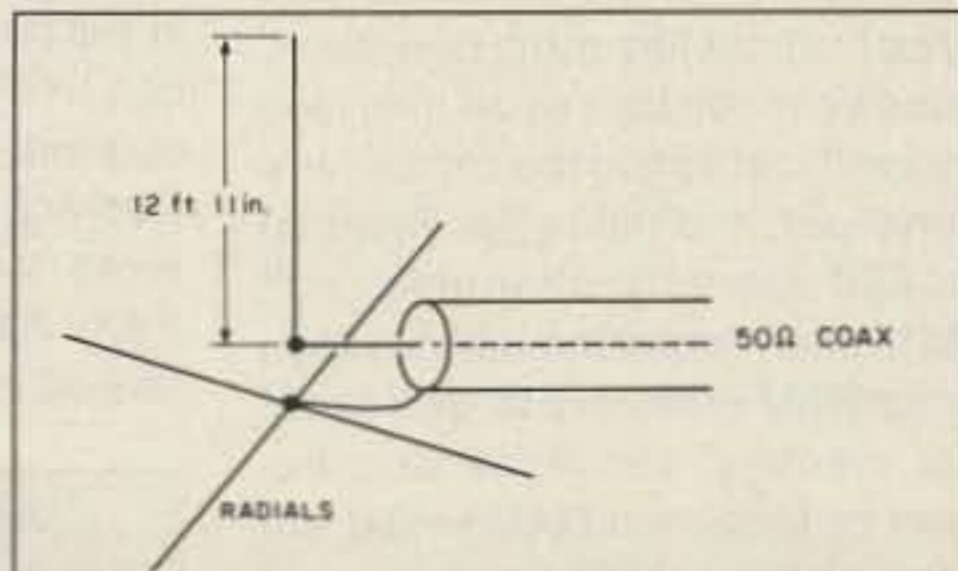


Figure 4. Ground plane antenna. The 4 radials are each 13' 11" long. For improved match to 50Ω coax, the radials may be angled downward. Insulate the ends from ground.



# NEW PRODUCTS

Compiled by Linda Reneau



## PRODUCT OF THE MONTH

### PacComm TRANSCEIVER REMOTE CONTROLLER

The Model RCH-1000, PacComm's Transceiver Remote Controller, has a remote control head (2.25"x7.38"x1"), speaker enclosure, transceiver interface box, and interconnecting cables. The remote head has tuning and volume control, LCD frequency display, 100 memories, 15 other parameters, and a 12-key function keypad.

The unit's software supports all popular transceivers. The Model RCH-1000 provides mode change, memory selection and update, and A and B VFOs, including splits.

Accessories include: fixed-site installation kit; mobile installation kit; marine installation kit; and non-standard interconnection cable lengths. Suggested retail price, \$395. For more information about the features and specifications of the Model RCH-1000, contact PacComm in Tampa, Florida, at 813-874-2980.

CIRCLE 201 ON READER SERVICE CARD



CIRCLE 202 ON READER SERVICE CARD

### EEB

EEB's portable Computer/Radio Interface System, CRIS 6000, operates a variety of radios and greatly simplifies radio operation. Hardware consists of an interface box with cabling to the computer's serial port and the radio. Read up to 800 memory channels, edit RAM channels with built-in editor, write RAM channels to disk or radio memory, set mode and frequency to current RAM with a single keystroke. You can scan, and use four step sizes. You can log data quickly. The CRIS 6000 requires a few mA at 12 V DC.

CRIS software will be updated to support new radios and fea-

tures. Its multi-tasking software is written in 'C' and assembly language. To use CRIS 6000, you need an IBM or compatible, with a serial port and at least 256K memory; a CRT, DOS 2.11 or later, and optional printer. Price, \$349.95. Contact EEB, 516 Mill St. NE, Vienna VA 22180. 703-938-3350. FAX: 703-938-6911. Orders: 800-368-3270.

### Aries-1™ Correction

Please note that the price of the Product of the Month in the January issue of 73, Aries-1,™ a terminal and contest program, was incorrect. The correct price is \$89.95. My apologies to Ashton ITC.—L.R.



CIRCLE 203 ON READER SERVICE CARD  
ELENCO ELECTRONICS, INC.

New from Elenco is a versatile 4½ digit portable instrument suitable for general electronics maintenance, production, and research. The Digital Bench Multimeter Model M-4500 has a built-in battery pack which provides 6,000 hours of continuous operation. It

features 0.05% DC volt accuracy, integrated circuit electronics, solid-state LCD display, and push-button switch selection. All VOM functions, plus the versatile diode test and high-low ohm test functions, are included as standard. Each range has full auto-polarity operation and overrange indication. It uses the dual-slope integration measurement technique to insure noise-free measurements. The Digital Multimeter comes with operator's manual, test leads, and battery pack for \$250. Elenco Electronics, Inc., 150 West Carpenter Avenue, Wheeling IL 60090. 312-541-3800. FAX: 312-520-0085.

### AZIMUTH

Azimuth's WeatherStar Model TWR-3 by Digitar lets you monitor important local weather conditions affecting your antenna system and shack. The TWR-3's stand-alone computer with ½" LCD readout gives you wind direction (2- or 10-degree increments) and wind speed. It records high wind gusts, external temperature, wind chill, low and high temperatures, daily and yearly rainfall with optional self-dumping rain collector (\$49.95). Scan Mode lets you see the data in any sequence. Lab accuracy is plus or minus 1%. Operates on three AAA batteries; AC adapter optional. NiCad Battery Pack and desk stand available.

The portable WeatherStar Model TWR-3 comes with wind vane, high-impact anemometer, UV resistant plastic, computer unit, and



CIRCLE 204 ON READER SERVICE CARD

a 40-foot control cable. Price, \$159.95, plus \$4.95 S/H. For foreign orders, add \$17 for shipping. Special free bonus: Azimuth Dual-Zone 24-hour Station/Travel Clock (\$29.95 value). Contact Azimuth WeatherStar, Dept. 73, 11845 W. Olympic Blvd., Suite 1100, Los Angeles CA 90064. Information, 213-473-1332. Credit card orders, call 800-882-7388.



CIRCLE 205 ON READER SERVICE CARD  
Media Mentor, Inc.

Carole Perry WB2MGP, creator of Media Mentor, Inc., has taught ham radio to hundreds of young people in the past eight years. She has used amateur radio to

inspire and challenge her sixth, seventh, and eighth grade students to enrich their knowledge of electronics, science, math, communications, geography, and other cultures.

Carole WB2MGP has now packaged her expertise in *Introduction to Amateur Radio*. The package includes a Complete Instructor's Manual with twenty-six lesson plans; an audio cassette for code practice; a code practice oscillator; a free videotape illustrating classroom instruction using this curriculum; and access to *Ham Radio Hotline* for customer support in using her package. The entire package is \$99.95. Extra Space Code cassettes are \$6.95 each, and the Code Key 1000 alone is \$19.95. Quantity discounts. Media Mentors, Inc., PO Box 131646, Staten Island NY 10313-0006. 718-983-1416.



# BARTER 'N' BUY

**QSLs TO ORDER.** Variety of styles, colors, card stock. W4BPD QSLs, PO Drawer DX, Cordova SC 29039. BNB260

**THE DX'ERS MAGAZINE** Up-to-date, informative, interesting. Compiled and edited by Gus Browning W4BPD, DX-CC Honor Roll Certificate 2-4. Send for free sample and subscription information today. PO Drawer DX, Cordova SC 29039. BNB261

**QSL CARDS-** Look good with top quality printing. Choose standard designs or fully customized cards. Better cards mean more returns to you. Free brochure, samples. Stamps appreciated. Chester QSLs, Dept A, 310 Commercial, Emporia KS 66801. BNB434

**COMMODORE and AMIGA CHIPS.** Direct distributor, guaranteed fresh. (E.g., 6510—\$11.55, 6526—\$12.50, 6567—\$16.95, 82S100/PLA—\$13.25)...**COMMODORE REPAIRS.** Low cost, fast turnaround, \$49.95 plus UPS...**"THE COMMODORE DIAGNOSTICIAN."** An invaluable double sided laminated guide for fixing your C64/1541 drive. It diagnoses 72 variables and tells you what chips are faulty. \$7.95...**VISA/MC...**Kasara Microsystems, Inc., 24 West Street, Spring Valley NY 10977. Call toll free 1-800-248-2983 or 914-362-3131. BNB529

**SUPERFAST MORSE CODE SUPEREASY.** Subliminal cassette. \$10. LEARN MORSE CODE IN 1 HOUR. Amazing new supereasy technique. \$10. Both \$17. Moneyback guarantee. Free catalog: SASE. Bahr, Dept 73-2, 2535 Marietta, Palmbay FL 32905. BNB531

**SB-220 OWNERS!**—Enhance performance—add new features. 17 step-by-step mods which include: tuned-input 6- and 160-meter operation, heavy-duty power supply mods, full QSK operation, solid-state bias control, and many more. Source of parts included. One time 50% rebate for new mods submitted and two free updates. 10 pages of tech info on the 3-500Z. Order today—\$10 per copy plus \$1 postage. SASE for info. Bob Kozlerek WA2SQQ, 69 Memorial Place, Elmwood Park NJ 07407. BNB581

**WRITTEN EXAMS SUPEREASY.** Memory aids from psychologist/engineer cut studytime 50%. Novice, Tech, Gen: \$7 each. Advanced, Extra: \$12 each. Moneyback guarantee. Bahr, Dept 73-2, 2535 Marietta, Palmbay FL 32905. BNB624

**COMMUNICATIONS BATTERIES** NiCd Packs/Inserts/Rebuilding. Clone Packs W/case/plugs: Yaesu FNB2 / Wilson BP4 \$22.95, Santec 142/1200(3 pin) \$23.95, ICOM BP5 \$46.95, Commercial Packs: Call. Battery Re-

pair Inserts: ICOM: BP2/CM2 \$18.95, BP3/CM3 \$16.95, BP5/CM5 \$24.95, BP7/BP8 \$29.95, Kenwood: PB21 \$13.95, PB24 \$21.95, PB25/25H/26 \$25.95, Azden: 300 \$21.95, Std: C118 \$25.95, Santec: KTBP \$16.95, Tempo S1/270 \$23.95, S1,2,4,5,450 \$23.95, S15 \$24.95, Yaesu: FNB9 \$15.95, FNB4/4A \$33.95, TenTec 2591 \$24.95, Eagle Pitcher: "Porta-Pac" 12V/5Ahr, with charger \$39.95, Rebuilding: Add \$4 to insert cost for factory installation, or send pack for quote. 2MTR 5/8Wv Telescopic/BNC \$18.95, HT Ducks/BNC \$8.95, Mobile & Base Antennas. SASE—catalog. PA add 6%. Add \$3 Shipping/order. Visa-M/C add \$2/order. Phone: (814) 623-7000. CUNARD ASSOCIATES, Dept. 7, R.D. 6 Box 104, Bedford PA 15522. BNB628

**ROSS \$\$\$\$ NEW February SPECIALS:** KENWOOD TM-221A, \$389.90; TS-440S/WAT, \$1229.90; TM-721A, \$624.90; TW-4100A, \$469.90; TM-721A, \$619.90; TH-215A, \$329.90; ROBOT 450C, \$664.99; 800H, \$329.99; 1200C, \$1139.90; ALLIANCE HD-73, 109.50; AEA PK-232, \$287.50; BT-1, \$79.90; MP-20, \$89.99; ICOM IC-27A, \$334.99; IC-28H/WHM-14 \$426.99; IC-3200A, \$497.99; IC-735, \$939.90; IC-781, \$5539.90; Yaesu FT-109RH, \$276.99; FT-727R, \$339.90; FT-411RH, \$349.90; MFJ-989B, \$279.90; 949-C, \$119.90. ALL L.T.O. (Limited Time Offer) **LOOKING FOR SOMETHING NOT LISTED?? CALL OR WRITE.** Over 8780 ham-related items in stock for immediate shipment. *Mention ad.* Prices cash, F.O.B. PRESTON. WE CLOSE AT 2:00 P.M. MONDAYS & ALL DAY SATURDAY. ROSS DISTRIBUTING COMPANY, 78 SOUTH STATE, (P.O. Box 234H), PRESTON ID 83263. 208-852-0830. BNB654

**CODE PROGRAM for IBM PC.** New. Twice features & half price most programs! Best value. \$12. Moneyback guarantee. Free details: SASE. Bahr, Dept 73-2, 2535 Marietta, Palmbay FL 32905. BNB691

**CHASSIS AND CABINET KITS SASE;** K3IWK, 5120 Harmony Grove Road, Dover PA 17315. BNB698

**ROSS \$\$\$\$ USED February SPECIALS:** KENWOOD TR-3600A/TU-35B, \$279.90; TH-415A, \$269.90; VFO-820, \$159.90; PS-30, \$134.90; COLLINS KWM-2, \$499.90; 30L-1, \$795.00; 312B-4, \$259.90; ICOM IC-471H, \$799.90; IC-3PA, \$39.90; PS-20, \$158.90; IC-215, \$99.90; TEN-TEC TRITON IV, \$339.90; 262G, \$85.00; 252MO, \$99.90; ROBOT 70, \$99.90; 80, \$90.90; 400, \$299.90. **LOOKING FOR SOMETHING NOT LISTED?? CALL OR WRITE, WE HAVE OVER 315 USED ITEMS in stock. MENTION AD. PRICES CASH, FOB PRESTON.**

WE CLOSE AT 2:00 P.M. MONDAYS & ALL DAY SATURDAY. ROSS DISTRIBUTING COMPANY, 78 SOUTH STATE, P.O. BOX 234H, PRESTON ID 83263; 208-852-0830. BNB709

**\$50 PACKET DIGICOM > 64**—software based PACKET system for Commodore 64. Software is public domain and requires a modem for the C-64 which is provided by our kit. Board plugs directly into cassette port or remote mounted via cable, both connectors included. Watchdog timer, reed relay PTT and PTT inversion options included. Power derived from computer. Uses 7910 chip - no alignment required. Switch allows HF or VHF operation. Order KIT#154 for \$49.95 or ASSEMBLY#154 for \$79.95, both include FREE DISC. Add \$2.50 S&H per order. A & A Engineering, 2521 W. La Palma, #K, Anaheim CA 92801; 714-952-2114. MC or VISA accepted. BNB732

**HAM TRADER YELLOW SHEETS.** In our 27th year. Buy, Swap, Sell ham radio gear. Published twice a month. Ads quickly circulate—no long wait for results. Send #10 SASE for sample copy. \$13 for one year (24 issues). P.O.B. 2057, Glen Ellyn, IL 60138-2057. BNB741

**\$\$\$\$\$ SUPER SAVINGS \$\$\$\$\$** on electronic parts, components, supplies, and computer accessories. Free 40-page catalog for Self Addressed & Stamped Envelope. Get on our mailing list. BCD ELECTRO, P.O. Box 830119, Richardson TX 75083 or call 214-343-1770. BNB749

**HAM RADIO REPAIR,** all makes, models. Experienced reliable service Robert Hall Electronics, Box 280363, San Francisco, CA 94128-0363; 408-729-8200. BNB751

**WANTED:** Ham Equipment and other property. The radio club of Junior High School 22 NYC, Inc., is a non-profit organization, granted 501(C)(3) status by the IRS, incorporated with the goal of using the theme of ham radio to further and enhance the education of young people. Your property donation or financial support would be greatly

appreciated and acknowledged with a receipt for your tax-deductible contribution. We sponsor the "Classroom Net" on 7.238 at 1200 UTC daily and encourage your QSL for our weekly award. Please write us at: PO Box 1052, New York NY 10002, or call our round-the-clock hotline: (516) 674-4072. Thanks! BNB762

**COMPUTER CODE COURSE.** Apple II +/c/e/GS. C-64/128. 37 Modes, Graphics, 1-100 WPM, menus, proportional spacing, variable frequency, more (\$29.95). With wordprocessor (\$39.95). Manual (\$10). Check/MO. LARESCO, POB 2018-ST, Calumet City IL 60409. 1-312-891-3279. BNB764

**VHF TO MICROWAVE:** GaAsFETs, MMICs, transistors, etc. SASE; WA31AC, 7148 Montague St., Philadelphia PA 19135. BNB771

**HAMLOG COMPUTER PROGRAM** Full features. 17 modules. Auto-logs, 7-band WAS/DXCC. Apple \$19.95. IBM, CP/M, KAYPRO, TANDY, CR8 \$24.95. 73-KA1AWH, PB 2015, Peabody MA 01960. BNB775

**WANTED:** Sunair GCU-910A or GCU-935 Antenna Coupler. Ray Dunham, 1030 Hillside Ave., Pacific Grove CA 93950. BNB790

**ELECTRON TUBES:** All types & sizes. Transmitting Receiving, Microwave... Large inventory = same day shipping. Ask about our 3-500Z special. Daily Electronics, PO Box 5029 Compton, CA 90224. 800-346-6667. BNB792

**KENWOOD 430s OWNERS!** Stop Scan stops the scanner on busy frequencies resumes scanning automatically after an adjustable 1-10 second delay. SASE for 1989 catalog. \$19.95 kit. \$29.95 assembled. \$3.50 shipping. JABCO ELECTRONICS, R1 Box 386, Alexandria, IN 46001. BNB794

**VOICEGATE** communications noise reduction with audio squelch, noise reduction, VOX cassette recorder control, 3 adjustable audio filters, & more! SASE for 1989 catalog. \$3.50 for demo tape. \$109.95 complete (till 1/1/89).

Barter 'N' Buy advertising must pertain to ham radio products or services.

Individual (noncommercial) ..... 50¢ per word

Commercial ..... \$1.50 per word

Prepayment required. Count only the words in the text. Your address is free. 73 cannot verify advertising claims and cannot be held responsible for claims made by the advertiser. Liability will be limited to making any necessary corrections in the next available issue. Please print clearly or type (double-spaced).

No discounts or commissions are available. Copy must be received in Peterborough by the first of the second month preceding the cover date. Make checks payable to 73 Magazine and send to: Rebecca Niemela, Barter 'N' Buy, 73 Magazine, WGE Center, Peterborough NH 03458.



JABCO ELECTRONICS, R1 Box 386, Alexandria, IN 46001. BNB795

**QSLs & RUBBER STAMPS—TOP QUALITY!** States, World Maps, USA, Key, Shuttle, Globe QSLs. Report Form Rubber Stamps. More! Samples, \$1.00 [Refundable With Order]. Ebbert Graphics D-7, Box 70, Westerville OH 43081. BNB807

**FLOOD YOUR MAILBOX!** You get 100's of radio & electronics specialty catalogs. Send \$5.00, name & address to: Electronic List Services, Dept. B, PO Box 1683, Brookline MA 02146. BNB811

**WANTED:** Azden PCS-4500 Regency HR-6, or Genare GTX-600. Reasonable. Jim, 469 Jayson Avenue, Pittsburgh PA 15228. BNB814

**WANTED:** Yaesu FT-625RD, FT-627RA, or FT-680R. Also wanted: ICOM IC-505, IC-551, IC-551D, IC-560, or IC-502A. Reasonable. Jim, 469 Jayson Avenue, Pittsburgh PA 15228. BNB815

**COMPUTERIZE** with the "Amateur Radio Operating System." This MS/DOS based software features auto-logging, QSL management, AWARD summaries, Contesting, and MORE. Base System \$39.95, Demo disk \$10.00 (credited). SASE brings details. Fundamental Services, 1546C Peaceful Lane, Clearwater FL 34616. BNB817

**FREE HAM EQUIPMENT**, details \$1.

P.O.B. 1631, Arvada CO 80001. BNB818

**COMMERCIAL HF CW IDENTIFIER:** Quartz 10-Minute Timer, Sinewave Oscillator, Complete Instructions, Guaranteed, \$79.95. DMR, 6126 Rex Drive, Dallas TX 75230-3429. (214) 891-0509. BNB823

**PRO2004 OWNERS INCREASE CHANNELS** to 400, SCAN SPEED TO 30 CPS. COMPLETE KIT \$35.00. INSTALLED \$55.00. LESTER JERNIGAN, P.O. BOX 2406, ORANGE PARK FL 32067-2406. BNB825

**QUALITY HAM SOFTWARE** for the IBM-PC and compatibles. Many shareware and public domain programs for all aspects of ham radio. Business SASE for catalog. JK&S, Dept. SC, P.O. 50521, Indianapolis IN 46250-0521. BNB829

**STAINLESS STEEL U-BOLTS, TURN-BUCKLES, EYE BOLTS, SCREW EYES, BOLTS, SCREWS. SMALL QUANTITIES, FREE CATALOG.** ELWICK, DEPT. 723-S, 230 WOODS LANE, SOMERDALE, NJ 08083. BNB831

**BARRY ELECTRONICS** wants ham/commercial equipment (good condition). Barry Electronics, 512 Broadway, New York NY 10012; (212) 925-7000; FAX (212) 925-7001. BNB832

**GIANT H-V UTC PLATE TRANS-**

**FORMER:** 4400V/CT, 235mA, 3500V/CT, 275mA, 120/220V Pri, \$75/ea. Giant Powerstat 220V/28A 0-280V 7.8KVA \$145. Also 120V/40A unit. 4Mf/4Kv Caps, \$18/ea. UTC swinging chokes, 5-25Hy \$25. Mercury relays, more heavy duty PS components on List for S.A.S.E. Also Tektronix plug-in units: 1A1, M, Type-82, Exc, \$75/ea. Joseph Cohen, 200 Woodside, Winthrop MA 02152. 617-846-6312. BNB833

**223 MHz FM TRANSVERTER KIT.** Adapts RS TRC-501 49 MHz HT. \$83.95ppd. Info: LAKETEK, Box 2496-ST, Sandusky OH 44870. BNB834

**HUGE K1BV DX AWARDS DIRECTORY**, complete rules for over 1015 certificates, 102 countries, 230 pages. \$15.50 postpaid. Ted Melinosky, 525 Foster St., South Windsor, CT, 06074-2936. BNB835

**FOR SALE—** Browning Golden Eagle Mark IV AM/SSB citizen's band receiver. Superb performance—tube-type double conversion, low noise, two tunable bands or crystal controlled. Use on CB, retune for 10 meters, or use as tunable IF for 2 meter, satellite or microwave receiver. Missing top cover, otherwise complete and working, with schematic. \$100.00. WB2QLL, 65 Atherton Avenue, Nashua NH 03060. 603-889-1067. BNB836

**ELECTRONIC WEATHER STATION.** Superb bargain while they last. The

one you've wanted, as featured in Aug '85 *Popular Science*, provides more than 20 functions, including barometric pressure. Complete system currently retails for \$389. **DISTRIBUTOR CLOSE OUT price (less Rain Gauge), only \$169.** Includes full service and original warranty. Satisfaction guaranteed. VISA, Master Card accepted. Hurry, call now for details and immediate delivery. 201-531-4615. BNB837

**MOBILE ENTHUSIASTS:** Finally there's a club for you. Unique awards program, newsletter geared to more effective and enjoyable mobile operation. Become a charter member for \$12 US or send business SASE for info to HAMS ON WHEELS, 782 Notre Dame, Grosse Pointe MI 48230. BNB838

**INEXPENSIVE VIDEO DIGITIZER "THE IMAGE-IZER"** from KINNEY SOFTWARE. See 73 Oct. 1988 page 10 for details. Capture RS170 TV video (VCR or TV camera) to Commodore 64/128 or IBM PC. Save images to disk files. IBM PC/XT 4.77 MHz version requires CGA capability—\$59.95. Commodore version—\$39.95. Includes disk software, documentation, pretinned and drilled PC board for easy assembly. Uses common, low-cost parts. Please specify computer type when ordering. SASE for information: KINNEY SOFTWARE DEPT. 73V, 974 HODSDON ROAD, POWNAL ME 04069. BNB839

**INEXPENSIVE SLOW SCAN SEE WHAT YOU HAVE MISSED!** Either IBM PC/XT/AT or Commodore 64/128 version only \$39.95! Receives all popular SSTV modes, including 36 second color ROBOT, in 8 gray levels. Save images to disk. Commodore version also transmits black and white pictures. IBM version is receive only (requires CGA capability). Includes disk software, documentation, pretinned and drilled PC board for easy assembly. Uses common, low-cost parts. Specify computer type. SASE for information. Order from KINNEY SOFTWARE, DEPT. 73SSTV, 974 HODSDON ROAD, POWNAL ME 04069. BNB840

**MAGAZINES WANTED:** "Microwave Systems News" (MSN), "RF Design," "PCIM (Power Conversion & Intelligent Motion)," and "QEX" (1980-present). Call collect 519-742-4594 (Ontario) after 6 PM Eastern time. BNB841

**RADIO SHACK DEALER** Lowest prices nationwide. Pro-2004 \$399.95, RS 10M rig \$254.95 HTX-100. Save big on all RS prices. Scanners, CB, Computers, Shortwave, Ants., etc. Call for specials. **Cotronics Inc., Radio Shack Dealer**, 2200 S.E. Federal Highway, Stuart FL 34994. Order toll free 1-800-848-3004. BNB842

**AMIGA AUTHORIZED DEALER** Lowest prices nationwide. Call for specials on the Amiga A-500. Save big on all Amiga prices. **Cotronics Inc., Amiga Authorized Dealer**, 2200 S.E. Federal Highway, Stuart FL 34994. Order toll free 1-800-848-3004. BNB843

**N**ow receive or leave messages with other local hams using the 16K Bulletin Board featured on the smallest TNC available—the Heath® HK-21 Pocket Packet.

The BBS operates under your call with simple commands like **Send** or **Write** a message, **Kill** a message and read the **File** messages currently on the system. And the HK-21 Pocket Packet is fully TNC-2 compatible.

**Hookup is easy.** Plug in supplied cables instantly to most

HT's, or wire a separate cable into your mobile or base VHF or UHF rig. Connect your

**Get your message across... even when no one is listening.**



A subsidiary of Zenith Electronics Corporation.  
©1989, Heath Company

computer via RS-232 and you're ready to call a fast-growing number of packet hams.

The HK-21 Pocket Packet requires only a single 12 VDC @ 40mA power source or as little as 29mA from an optional HKA-21-1, internally mounted 4.8 volt, 120 mAh, NICAD battery.

**The Heath® HK-21 Pocket Packet — \$219.95** (Amateur net price)  
To order, call 1-800-253-0570

For information on Heath's complete line of amateur radio products call 1-800-44-HEATH for your FREE Heathkit® catalog.

**Best to start with.  
Best to stay with.**

**Heath Company**  
Benton Harbor, MI 49022



**H**uge pileups, big city QRN, no spare parts, and a long way to anywhere. You probably couldn't find a better test of the new SB-1400 All-Mode Transceiver than Heath's expedition to Taipei in the Republic of China.

When working DX, you need sensitivity to dig for the weak ones, but still need dynamic range so the guy down the block doesn't clobber you in the middle of a QSO. Sure, the SB-1400 worked the S9 + 30 signals, but out of the pileups it also worked a number of stateside stations running 5 watts or less! And that's not bad for a short path distance of 7600 miles!

### SB-1400

#### A proven transceiver.

The technology that worked the world can work for you, too, in your own ham shack. The SB-1400 is a fully assembled all-band, all-mode (FM optional), continuous duty, 100-watt transceiver. It incorporates an impressive general coverage receiver with dual VFOs for split operation and 20 memories to store your favorite frequencies. The unit includes standard SSB filter plus a narrowband 500 Hz CW filter and wideband AM filter. It also

features clarifier (RIT), front panel AGC, noise blanker, all mode squelch, 20 dB attenuator, computer interface, and a clean, "operator preferred" front panel layout.

The transmitter's PA is cooled by a quiet, thermostatically controlled internal fan and is enclosed in its own diecast aluminum heat-sink chamber, which allows for full power operation in CW, SSB, FM and RTTY, AMTOR, SSTV, and Packet.

### Heath offers you more.

In addition to the SB-1400, Heath offers a full line of pre-assembled or build-it-yourself amateur radio equipment to completely outfit your ham shack or upgrade your system.

You can also prepare for your next exam (Novice, Technician, General, Advanced or Extra class) with Heath study courses.

Finally, as a Heath-equipped ham, you can get answers to your technical questions from our tech consultants, who are licensed ham operators, on the Heath Tech Assistance line.

For more information on the SB-1400 or Heath's complete line of amateur radio equipment, call for a FREE catalog: **1-800-44-HEATH**  
(1-800-444-3284)

Best to start with.  
Best to stay with.

### Heath Company

Benton Harbor, Michigan 49022

©1989, Heath Company.  
A subsidiary of  
Zenith Electronics Corporation.

**"Thanks for  
the new  
country  
(Taiwan)!  
Your Heath  
gear sounds  
great!"**

*K3YGU, Maryland*





Mike Bryce WB8VGE  
2225 Mayflower NW  
Massillon, OH 44646

## Heat Up the Iron

What fun! Snowed in and nothing to do! Well, have you given any thought to making some changes to your shack's radios? There is no time like the present. Let's take a look at some simple little mods for some of the more popular Heath series radios, namely the HW-8 and the HW-9 QRP transceivers.

The HW-8 continues to be a hard act to follow. There is no end to the modifications that we hams can come up with for this radio. The newer HW-9, after a few years on the market, is also coming under the gun of the QRPers' soldering irons. So let's heat up the iron, remove the screws from the HW-9, and jump right in.

## Bright Ideas

In my shack, I like to know if something is on or off. My source of power is the sun, so I don't like to waste energy. Of course, neither the HW-9 nor the HW-8 has a "power on" indicator. In the HW-8, the most popular method of using a "power on" indicator is to back-light the meter by mounting a small grain-of-wheat bulb behind the meter. The meter will take on a nice soft glow.

I tried the same method on the HW-9. Guess what? It didn't work! Seems that this time around Heath has painted the back of the meter, and you can't get a light bulb to shine through. Rats!

Not being one to give up easily, I took a closer look. If you have an HW-9, remove the top case. Notice that the front panel and the inside chassis are two different pieces. Notice also the small gap between the two. Whoa! Right there is the place to install some small lights to illuminate the meter. In fact, there is room enough for a second lamp for the dial!

My junk box seemed to lack anything in the way of grain-of-wheat bulbs, so I went to the local Radio Shack. Looking over the stock that was hanging on the pegs, I came upon a pack of multicolored miniature lamps, 12 volts or 6 volts, for under two bucks per pack.

I removed the colored paint with

## Low Power Operation

a dab of fingernail polish remover, then I applied a small drop of Superglue™ to one side of the bulb. I mounted the bulb between the two panels just above the meter face. I also installed a second lamp just above the dial, being sure to center both lamps.

Since I had picked the 12 volt units, I wired them in parallel and ran a small piece of wire from the top side of the HW-9 to the power switch on the bottom. I followed the routing of the main cable harness leading to the bottom board. I found that the lamps generate quite a lot of light, with little heat build-up. To prevent the bulbs from being smashed if the front panel were pushed in, I installed a small rubber "foot" on the left side of the meter. This rubber "foot" acts like a shock absorber, protecting the lamps.

With both lamps running, they will draw an extra 100 mA or so. If you plan to operate the HW-9 via battery, you might want to consider installing a switch on the rear panel to turn off the lights. Also, when working with the Superglue™ be **EXTREMELY** careful when installing the lamp over the dial. You don't want to get any of the glue down inside the dial or the dial drive.

If the lamps are a bit too bright for your liking, just add a current-limiting resistor in series with the bulbs. Be sure to keep that resistor away from the heat-sensitive circuits inside the HW-9.

## Audio Fixes

Now that we have some dial lights, how about two simple fixes for the audio? While you're at Radio Shack, pick up a speaker for the HW-9. It's a Radio Shack Minimus -0.03, catalog number 40-1250. I added four large rubber feet to the bottom of the speaker. The speaker is now just as high as the HW-9. The dark walnut color matches quite well with the HW-9. The speaker sounds great, and is a lot cheaper than the Heath speaker.

There is a drawback to this "fix." If you're like me, and Rod Breaux WA5OIH, you'll notice that the audio sounds "kinda funny." Rod tracked the problem down to C336 on the T/R board. Capacitor C336 couples the product detector U303 with the

low-pass filter U304B. The capacitor value is not especially critical and any unit of 10 µF or less, with a voltage rating of 15 volts or more, will work fine. In my HW-9, I installed a 4.7 job and had great results. The "fix" here is to install a new capacitor, but install it **BACKWARDS** from the original way. Heath designed the circuit in reverse polarity. You'll get an increase of audio, providing a significant improvement in the signal-to-noise ratio.

## Increasing Output

We now have meter and dial lamps, and better audio. How about increasing the punch of the transmitter a bit? Again, Rod comes to the rescue.

To correct for low output on 10 and 15 meters, Rod changed capacitors C563 and C566, using Arco trimmer capacitors, and made them variable. Keying the rig into a dummy load, adjust the trimmers for maximum power output. After you're done, measure the value of the trimmers and substitute silver micas for the trimmers. You'll gain 1 to 1½ Watts on 10 and 15 meters. You don't have to mess with the filters for the other bands.

The driver stage, Q404, uses inverse feedback in the form of R414 and C432. To get more drive, you increase the value of R414. Be careful—too much gain and you'll have instability in the stage. Rod suggests that you start off with 1.8k ohm and increase the resistance in steps. His HW-9 remained stable at 3.3k. I stopped at 2.7k and had a power increase to about 5 Watts on 80 meters. This modification has little effect on the higher bands, so monitor your success on 80 meters. In working with a stage with such a high FT, the transistor can become very unstable. The front power control should provide smooth output with no sudden pops or sluggish responses.

The final modification to the driver stage is to remove resistor R415 with a jumper and a ferrite bead. Again, watch for signs of instability. By careful selection of components, you'll be able to have in excess of 6 Watts output on 80 meters. Just remember, if you want to operate within the contest rules of the QRP International, you can't have an output over 5 Watts.

## Drift Fixer

Seems that every HW-9 has some drift problem. My HW-9 is

not too bad, and to be frank, I never worried much about it. But Rod did, and here is his fix for VFO drift.

Remove the shield can and arrange the components so that none touch each other or the shield can when it is replaced. This includes the VFO coil L118. Bend the top of the can if necessary to allow coil clearance. This is an easy fix. Also, I've been told (but haven't tried this one myself) that you should paint the inside of the shield black. This keeps drift down. It seems that the black paint will absorb the heat, and thus prevent any effects on the components.

If you still have the cover off, solder a small piece of flexible conductor (RG-174 braid, solder wick, etc.) from the tuning capacitor shield to the ground lug of adjacent AF control R3. The grounding provided by Heath is a bit lackluster!

## A Simple Adjustment

When I do a modification on a radio, I always like the ones that require only an adjustment of this or that. The transmit offset adjustment is just that, an adjustment. You'll need another radio, and not the HW-8 or another HW-9. Connect the regular station radio to a dummy load. Set it up for normal CW operation and switch in the sharpest IF filter available. Next, key the rig and peak the signal in your HW-9. Be sure to have the selectivity switch in the "narrow" position. Now, unkey the station rig and key the HW-9 also into a dummy load. While it's keyed, turn R131 on the oscillator board until the signal peaks in the station rig.

That's it! You've just set the transmit offset of the HW-9. Now, when you work a contest, those ops with the super high-tech filtered rigs will be able to hear you.

There are more mods for the HW-9. And, as more and more of the QRP ops take the time to change and modify the HW-9, the list will grow. I'm in the middle of working on the third edition of the Hot Water Handbook. If there is some modification that you deem important, please drop it my way. If I use it, you'll get a free copy of the HW Handbook when it is done.

Remember, this is your column. I need your input to keep up with what you want to read about. I can always use photographs, schematics, and other goodies to share with our readers. **73**



# HOMING IN

## Radio Direction Finding

Joe Moell PE K0OV  
PO Box 2508  
Fullerton, CA 92633

### Let's Build a Quad

Last month I explained why gain antennas such as yagis and quads are preferred by the best southern California transmitter hunters over all other methods for competitive hunting on the 2 and 1-1/4 meter bands. Gain antennas save the day when the signal is weak, as it is when the hider runs low power from the valleys, canyons, and (occasionally) the sewers of the Los Angeles basin.

Despite all its advantages, a quad DF setup isn't expensive—in fact, it's dirt cheap and you can lash it up yourself even if you're the kind of ham who has build-phobia. Parts are no problem even if you're miles from a radio store because you get them from your local lumberyard or hardware emporium.

This dual-band quad was developed for hunting by the late Ray Frost WA6TEY, and documented by K6BMG, N6JSX, and others. It uses 18 or 19 AWG wire strung in a diamond configuration like the photo in last month's column. If

you aren't interested in hunting both bands right now, install the elements for only your band of interest.

There is an endless variety of ways to put together a strung-wire quad. WA6TEY used a wooden boom (1-3/4 X 1-3/4 X 28 inches long) and spreaders of 5/16 inch wooden doweling held in place with 4-1/2 inch lengths of 3/8 inch hard aluminum tubing from an old TV antenna. Others have built their quads with PVC pipe booms and fiberglass rod spreaders. Just remember that the boom and spreaders should be non-metallic and the mast/boom coupling should allow boom rotation to select horizontal or vertical polarization, if both are used in your area. Figure 1 shows the coax connected for vertical polarization. For horizontal polarization, the feed should go to the bottom corner.

The directors and reflectors are continuous wire loops. Break the driven element loops at the feed points and connect them to the shield and inner conductor of the coaxes as shown. To decouple the feed line, use a sleeve balun made of braid from an

old piece of coax. Remove the outer jacket on the 2 meter coax 13-1/4 inches from the driven element end and solder one end of the sleeve there. Smooth the shield sleeve down over the jacket of the coax and trim it off a quarter inch from the driven element end. For 220 MHz, use a similar sleeve connected 8-5/8 inches from the driven element end. Put tape or shrink sleeving over each balun.

Be prepared to spend some time tweaking your antenna for best performance. Don't permanently fasten the spreaders to the boom or install the jumpers holding the element wires to the spreaders until you have completed your adjustments. Install the director loops first, then connect the driven element loops to the feedline, and adjust their lengths for best SWR on each band by moving the connection points of the feed line. Install reflector loops and adjust reflector and driven element lengths for best SWR.

Now set up the antenna on your vehicle in a wide open field or large, empty parking lot. Use a signal source a hundred feet or so away and check for left or right bias in the antenna pattern when DFing the source. If the quad points to the right of the source, redistribute some of the wire of the driven element for that band to the right side of the spreaders. If the pattern is biased left, redistribute wire to the left. After you have eliminated the bias on both bands, attach the element wires and secure the spreaders in place inside the aluminum tubing with crimping, setscrews, or glue.

Seal off the ends of the coax and paint your completed quad a dark color. That protects the elements and makes the setup inconspicuous on night hunts. When hunting on 2 meters, be sure to terminate the end of the 220 MHz coax with a 50Ω load, and vice versa. Otherwise, element interaction may skew the pattern.

### Beams Aren't Perfect

It should come as no surprise that there's no VHF DF system that's best for all situations. Beams do have their disadvantages on mobile hunts. They're cumbersome, particularly if you have to get out of the mobile and hunt on foot to close in. That full-size yagi or quad can get pretty heavy after a few hundred yards!

Beam hunters must remember to swing the beam in a full 360 degree circle regularly, or they

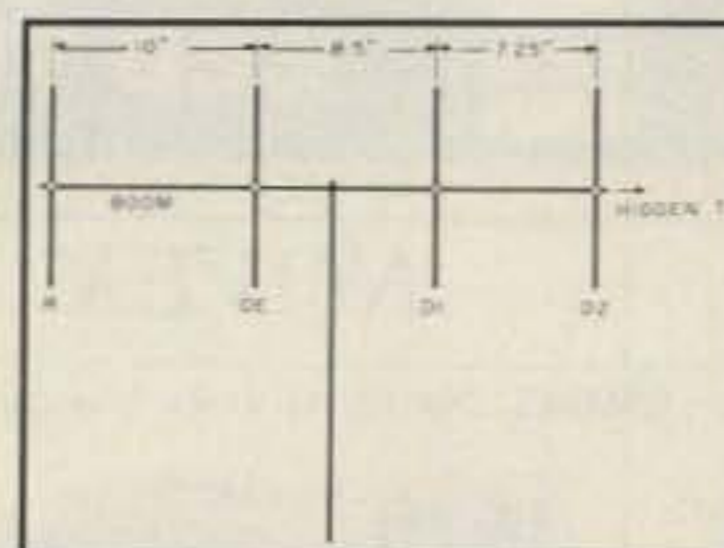


Figure 2. Side view showing how the elements are located on the boom. Elements are the reflector (R), driven element (DE), and two directors (D1 and D2).

may miss a sudden shift in signal to the rear as the hidden T is passed. For this reason, beam hunting works best when there are three hunters in the car. The driver concentrates on the road, the DFER swings the beam and gets bearings, and the navigator watches the maps.

Beams have good directivity and front-to-back characteristics only over a relatively narrow frequency range. A 2 meter quad won't work well for aircraft search and rescue on 121.5 MHz or on the VHF marine band. You need a separate beam for each band where you want to hunt.

Most mobile hunters use three or four element yagis or quads on 2 meters because longer ones get too unwieldy at high speeds. The trade-off is that short beams are too broad to give high resolution. The 3 dB beamwidth of a four element quad is more than  $\pm 30$  degrees, requiring careful aiming to determine where the exact signal peak is. It's even harder when there are mobile fluctuations.

There are even a few hunting situations when the beam/S-meter method works so poorly it can drive you crazy. A good example is the hunt put on at the 1986 ARRL National Convention in San Diego.

Instead of transmitting continuously, the fox went on for a half-second, then off for a half-second, over and over. As if that were not tough enough on hunters trying to get signal strength readings with a bouncing S-meter, the automatic transmitter controller set the output power to a different randomly-selected level (from a hundred milliwatts to a hundred Watts) for each half-second burst.

When signal strength information is more confusing than helpful, a RDF system which does not depend on relative amplitude is needed. Such systems exist, and they have other advantages as well. We'll begin discussing them next time. 73

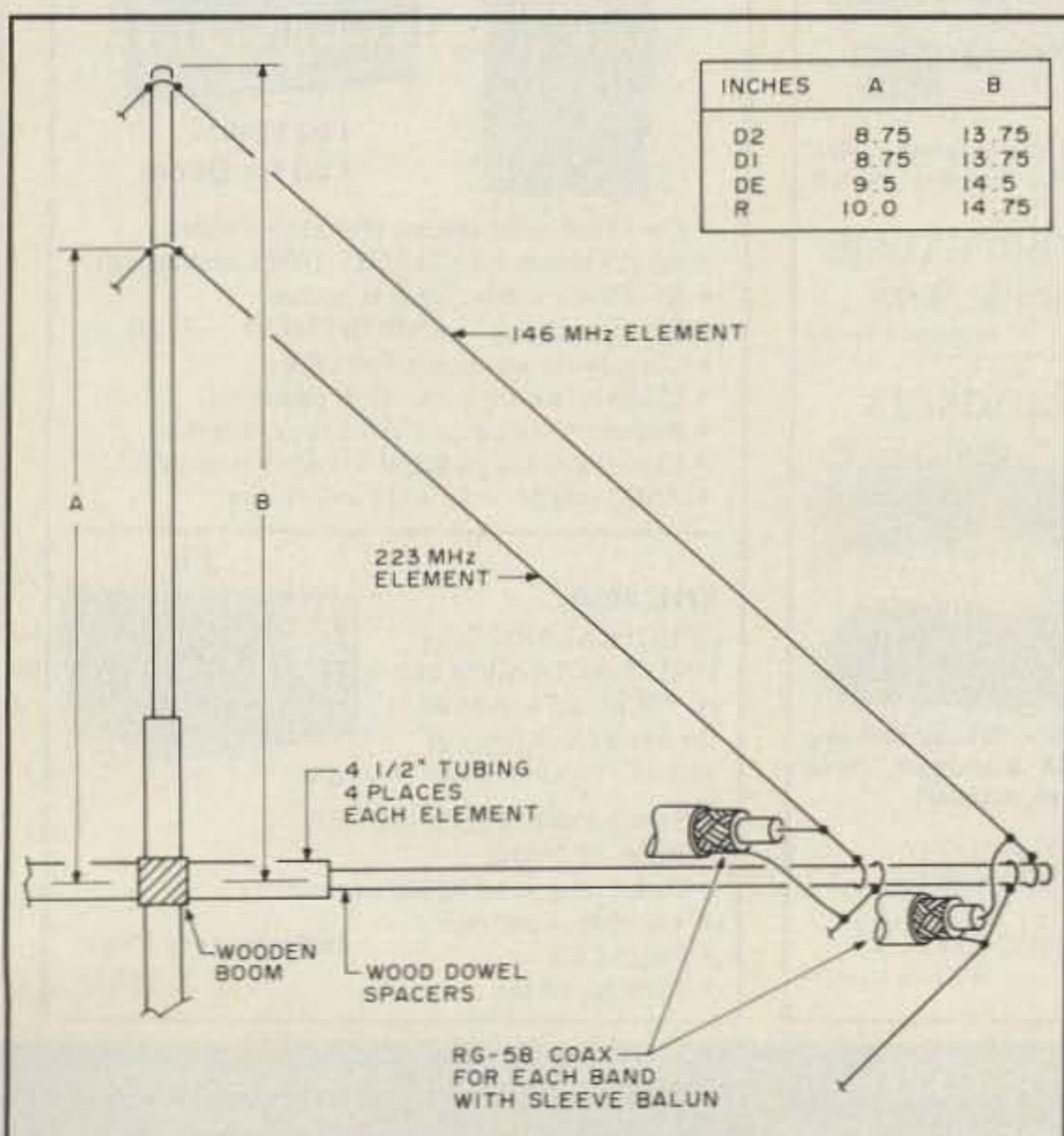



Figure 1. Element details of the dual-band quad. Elements are symmetrical and only one quadrant is shown. Holes to string the wires are at distances A and B from boom center on each spreader, per the table.





# EEB THE PROFESSIONAL AMATEUR STORE

## NOVEX

DM4061 Dip Meter *every ham needs one*



A must for every ham shack - check coils, tank circuits, antennas, use as RF generator, internal modulation, look for harmonics. 1.5 - 250 MHz 6 plug-in coils.  
**only \$79.95 + \$4 S&H**

### SWR-3P SWR/Power/Field Strength



- Measures output/SWR, while on the air
- 10 & 100 watt scales
- 1.7 to 150 MHz
- SO 239 connectors
- 5' whip antenna

**only \$19.95 + \$4 S&H**

### PM330 RF Power Meter/Dummy Load



- 1.8 to 500 MHz
- 50 ohms "N"
- 5/20/120 watt ranges
- measures your HF & HT power output

**only \$99.95 + \$4 S&H**

### FC5250 Counter *know your transmit frequency*



- 10 Hz to 150 MHz
- 7 digits
- Accurate to ±1 count
- Gate times 1 or 5 sec.
- HF & VHF inputs
- Excellent for audio
- AC power adapter PA9P included

**only \$129.95 + \$4 S&H**

## THE RACK IS BACK

GO VERTICAL



- save space - go vertical
- organize your radio room
- get the professional look
- have finger tip access to your radios
- keep your equipment safe and clean
- hide all the unsightly wires
- protect your investment

NOVEX rack mounts are standard EIA 19 inch size aluminum panels and are optionally equipped with handles and/or forward facing speakers.

Now available for most ICOM, KENWOOD, and YAESU radios and accessories.

Prices start at a low \$79.95 each.

## NOVEX

### RF Signal Generator/Counter



- ✓ .1 - 150 MHz
- ✓ Harmonics to 450
- ✓ AM modulation
- ✓ XTAL input/check
- ✓ Digital readout

**NOVEX SG4162AD only \$249.95 + \$4 S&H**

NOVEX SG4160A same as above except no digital readout/counter only \$149.95 + \$4 S&H

### AF Audio Generator/Counter



- ✓ 10 Hz - 1 MHz
- ✓ Sine - sq wave
- ✓ Low distortion
- ✓ 8V RMS output
- ✓ Digital readout

**NOVEX AG2603AD only \$249.95 + \$4 S&H**

NOVEX AG2601A similar to above except no digital readout/counter only \$149.95 + \$4 S&H

### Function Generator



- ✓ Sine, sq, triangle
- ✓ .5 Hz - .5 MHz
- ✓ DC offset
- ✓ 20 Vpp output
- ✓ 120 VAC power
- ✓ includes test leads

✓ External inputs can control AM (VCA) or FM (VCF) and produce AM, FM, sweep, ASK, or FSK signals

**NOVEX FG2020A only \$149.95 + 4 S&H**

## NOVEX Speaker Mics



High quality audio • Privacy earphone jack  
Rotatable lapel clip • Hi-Lo volume switch

ICOM DMC 537I  
Kenwood DMC 537K  
Yaesu DMC 537Y

**SUPER VALUE**  
only \$19.95

\$4 Shipping & handling

## NOVEX Handsets



PTT handset • backlit DTMF • Private listening  
Wired for most current ICOM, Kenwood, Yaesu & others (on special request)

ICOM HSC701I, Kenwood HCS701K, Yaesu HCS701Y  
Available for many other radios at slightly higher prices.

Introductory price \$79.95

\$4 shipping & handling

## ARD 9100 SUPER ROTATOR

Exclusively Distributed by EEB  
The Rotator for the Big Guns

NEW



- Computer/Remote Control
- Rotating torque: 10,000 inch lbs
- Braking torque: 24,000 inch lbs
- Vertical load: 2,000 lbs
- Mast size: 2 - 3.5 inch O.D.
- Motor: 1/3 HP 120/220V 50/60Hz
- Rotation speed: 1 RPM
- Weight: 230 lbs.
- Size: 15 x 25 x 15 inch

List \$4395.  
Call for Quote

## CRIS 6000 COMPUTER/RADIO INTERFACE SYSTEM.

IBM PC OR COMPATIBLE.

NEW

Starting at  
\$349.95



- Auto Log/Sort 800 memories
- Log Date/Time/Freq/Mode (Opt Signal Strength)
- Build your own data base
- Scan Bands/Freq/Service
- Auto create a local database
- Key stroke set radio to memory channel
- Unlimited logging on disc
- Spectrum analysis option
- Free Newsletter subscription-Call

## ARD 230 SERIES AMPLIFIER



List \$5495.  
Call for Quote

- Cool 1500 watts output always available
- All HF Bands 1.8 - 21 MHz (10MT user install)
- 50 - 80 watts drive for full output
- Harmonic Supp -45dB INTMOD -35 dB
- Completely automatic Full QSK
- Micro processor controlled/protected
- Remote AMP up to 250 ft from controller
- Export and Commercial Versions available
- AMP only 14 x 22 x 13 inch 86 lbs

## SDU 8000 SPECTRAL DISPLAY UNITS (SDU)

Allow user to "SEE" up and down the band for activity or lack of. You won't miss anything.



- Sweep width 50 KHz - 10 MHz
- Input 10.7 MHz
- Direct plug-in to R7000 no mods
- Variable sweep rate
- 3 inch CRT
- 120V 50/60 Hz

Introductory Price  
\$595.



Orders: 800-368-3270  
Electronic Equipment Bank  
516A Mill St. NE, Vienna, VA 22180

Local & tech info  
703-938-3350

(Just minutes from Washington, DC)



Others May Try to Imitate, But...

Only One Can Be The Best



Morse Code - Baudot - ASCII - AMTOR - Packet - Facsimile - Navtex

Amateur Net Price \$319.95

It's a lesson you learn very early in life. Many can be good, some may be better, but only one can be the best. The PK-232 is the best multi-mode data controller you can buy.

## 1 Versatility

The PK-232 should be listed in the amateur radio dictionary under the word Versatile. One data controller that can transmit and receive in six digital modes, and can be used with almost every computer or data terminal. You can even monitor Navtex, the new marine weather and navigational system. Don't forget two radio ports for both VHF and HF, and a no compromise VHF/HF/CW internal modem with an eight pole bandpass filter followed by a limiter discriminator with automatic threshold control.

The internal decoding program (SIAM<sup>tm</sup>) feature can even identify different types of signals for you, including some simple types of RTTY encryption. The only software your computer needs is a terminal program.



Facsimile Screen Display

## 2 Software Support

While you can use most modem or communications programs with the PK-232, AEA has two very special packages available exclusively for the PK-232....PC Pakratt with Fax for IBM PC and compatible computers, and Com Pakratt with Fax for the Commodore 64 and 128.

Each package includes a terminal program with split screen display, QSO buffer, disk storage of received data, and printer operation, and a second program for transmission/reception and screen display of facsimile signals. The IBM programs are on 5-1/4" disk and the Commodore programs are plug-in ROM cartridges.



PC Pakratt Packet TX/RX Display

## 3 Proven Winner

No matter what computer or terminal you plan to use, the PK-232 is the best choice for a multi-mode data controller. Over 20,000 amateurs around the world have on-air tested the PK-232 for you. They, along with most major U.S. amateur magazines, have reviewed the PK-232 and found it to be a good value and excellent addition to the ham station.

No other multi-mode controller offers the features and performance of the PK-232. Don't be fooled by imitations. Ask your friends, or call the local amateur radio store. We're confident the PK-232 reputation will convince you that it's time to order your very own PK-232.

Call an authorized AEA dealer today. You deserve the best you can buy, you deserve the PK-232.

**Advanced Electronic Applications, Inc.**

P.O. Box C-2160  
Lynnwood, WA 98036  
206-775-7373

**AEA** Brings you the Breakthrough!



# 73 INTERNATIONAL

edited by C.C.C.

## Notes from FN42

The Index (International) for 1988 is in two parts. For an index by nations, see box; an index by major subjects is here: **Esperanto**—July; **World**—ITU items, July, November; **Universal Permit Application**—January, February, March, October. (For the index by nations for issues from April 1983 through 1987, see page 97 in the January, 1988, issue.)

**Ambassador Barry Goldwater K7UGA**—courtesy of Advanced Electronic Applications, Inc. (see photo). Barry received the third annual Amateur Ambassador Award from AEA at the ARRL National Convention last September. The \$1,000 check which came with the award was immediately endorsed over to the ARRL by K7UGA, where it will be applied to the Fund for the Defense of Amateur Radio Frequencies. Nominations for the 1989 award (which is international in scope) may be made on forms available from AEA, PO Box C2160, Lynnwood, WA 98036-0918, USA. Nominees are judged on the criteria of dedication to amateur radio, positive influence on those outside the amateur service, and initiation of special projects or programs to promote the amateur service. Previous winners were Mary Duffield WA6KFA and Byron Lindsey W4BIW.

February calendar: 2—Groundhog Day, USA; 4—Independence

Day, Sri Lanka (7th for Grenada, 18th for Gambia, 22nd for St. Lucia, 27th for the Dominican Republic); 5—Anniversary of the Constitution, Mexico; 6—New Zealand Day (Watangi); Tet, Vietnam; Chinese New Year (Hsin Nien)—Year of the Snake begins; 8—1968 Revolution Day, Iraq; 11—Commemoration of the Founding of the Nation, Japan; Youth Day, Cameroon; National Holiday, Iran (23rd for Gambia and Brunei, 25th for Kuwait); 14—Valentine's Day, Race Relations Day, USA; 18—Democracy Day, Nepal; 19—Brotherhood Week begins, USA; Mothering Day, Great Britain; 20—Lantern Festival, China; President's Day, USA; 22—Washington's Birthday; 25—Victory Day, Czechoslovakia; 28—Kalevala Day, Finland.

## Roundup

**USSR. Confused?** Some of the information about the new West Siberia DX Club and its new awards program has been confusing, some contradictory. We suggest you respond to this message received by us: "The club welcomes inquiries from individuals and other clubs worldwide regarding the Club programs and activities. Please direct inquiries to: USSR, 644099, Omsk-99, PO Box 836, West Siberia DX Club." [NOTE: That's the order in which address units appear in the USSR. For the convenience of both US and USSR postal person-

## INTERNATIONAL INDEX FOR 1988

(Includes "Roundup" and "Notes from FN42" references)

**Africa (General)**—Jul; **Argentina**—Feb; **Australia** (See also Norfolk Island)—Feb, Mar, Apr, Jun, Jul, Nov., Dec; **Belgium**—Feb; **Brazil**—Feb, July, Aug; **British West Indies**—Jan, Jul; **Canada**—Mar, Jun; **Chile** (See also Easter Island)—Feb; **China**—Jan, Aug, Nov; **Cyprus**—Mar, Oct; **Czechoslovakia**—Mar, Jun; **Dominican Republic**—Sep; **Easter Island**—May; **Ecuador**—Mar; **El Salvador**—Sep; **Finland**—Jun; **France**—Jun, Jul; **Great Britain**—Jan, May, Jul, Nov; **Germany (West)**—Sep; **Greece**—Mar, May; **Hong Kong**—Apr, Jun; **Ireland**—Apr, Nov; **Israel**—Feb, Mar, May, Jun, Aug, Nov, Dec; **Italy**—Jan, Apr; **Japan**—Jan, Apr, Oct, Dec; **Kenya**—Nov, Dec; **Korea (South)**—Feb, Mar, Jun, Sep, Oct; **Liberia**—Apr; **Malaysia**—Sep; **Mexico**—Oct; **Netherlands**—May, Nov; **New Zealand**—Feb, May, Jul, Aug; **Norfolk Island**—Apr, Oct, Nov; **Philippines**—May; **Poland**—May, Aug; **Portugal**—Jun, Jul; **Russia (See USSR)**; **San Marino**—Jan; **South Africa**—Nov; **Sweden**—Feb, Jun; **Taiwan**—Mar, May; **Thailand**—Jul; **Togo**—Oct; **USSR**—Mar, May, Aug, Sep, Dec; **Vanuatu**—Sep.

nel, it is suggested that whatever order you use, place each unit on a separate line and print VERY carefully.—CCC]

The latest information we have: It is not necessary to be a WSDX Club member to qualify for the awards. And see the boxes for information on the Arctic Ocean Award and a revised list of cities for the USSR 1,000,000 Cities Award reported on in last month's 73 International.

**World: Esperanto.** Fakuloj pretendas, ke preskaŭ iu ajn persono povas lerni Esperanton en cent horoj aŭ malpli. Yes, they do! *Who does what?* Experts, who say: virtually anyone can learn Esperanto in 100 hours or less.

How did YOU do (if you are one of the 33 who took advantage of the free-lessons offer made through this column)? (July, 1988, p. 91) The 33 were from 20 different states, including four Ohioans (Ohioers?), and at least one did all of the ten free lessons—will he/she write and tell us how it goes on the air? The offer is still open, according to Esperanto enthusiast

Allan C. Boschen; and in response to comments made by some of the 33, a new compilation has been made of all words used in lessons 1 through 4 (accompanies lesson 2), lessons have been improved, and a tape is being prepared with lesson-conversations and songs, so one can learn what Esperanto sounds like. (A nominal charge, only for the tape, if requested, will be made.) If interested: Send a business-size SASE (SAE with IRCs if you write from outside the USA) to **Esperanto STI, 195 Partridge Road, Pittsfield, MA 01201, USA** for the first of the ten free lessons. Return each lesson for correcting, with another SASE (or SAE with IRCs) for the next one.

**World: Asia Telecom 89.** The International Telecommunications Union and Telecommunications Authority of Singapore are sponsoring "Asia Telecom 89" in Singapore, 20-25 February, with exhibition and forum at one place, in Raffles City, at the Westin Stamford and Plaza. The forums, workshops, and exhibits are for telecommunications specialists,



Barry Goldwater (right) receives the 1988 International Amateur Ambassador Award from Mike Lamb N7ML, President of AEA, Inc. See text for 1989 nomination process. (Photo by Bob Kuhn KC7YN)

## WESTERN SIBERIA ARCTIC OCEAN AWARD

Requires QSO/SWL with amateurs of the following (numbers in parentheses are oblast' numbers):

JW—Spitzbergen	UA1—FJL	UA0—Severnaya Zemlya
Bear Island	Novaya Zemlya	Novosibirskiye Islands
JX—Jan Mayen	UA1N—(088)	Wrangel Island
KL7—Alaska	UA1O—(113)	UA0B—(105)
LA—Norway	UA1P—(114)	UA0K—(139)
OX—Greenland	UA1Z—(143)	UA0Q—(098)
VE—Canada	UA9K—(163)	

Three contacts with Soviet Polar Drifting stations (UP0L, 4K0, etc.) may be substituted for any of the above.

**Class I**—20 contacts, no two with same area.

**Class II**—15 contacts, no two with same area.

**Class III**—10 contacts, no two with same area.



## QUALIFYING CITIES FOR U-1 000 000-C AWARD

(See January 73 International USSR Report)

Alma-Ata	Kiev	Omsk (*)
Baku	Kuibyshev	Perm
Chelyabinsk	Leningrad	Sverdlovsk
Dnepropetrovsk	Minsk	Tashkent
Donetsk	Moscow	Tbilisi
Gorky	Novosibirsk	Ufa
Kazan	Odessa	Yerevan

Kiev  
(\*) Omsk is required for any class of this award.

service providers and users, manufacturers, investors, and economists from around the world. The theme will be: Moving into the Information Age: Integrated Telecommunications Services and Networks.



### AUSTRALIA

Following is Part II of the report sent in by Jim Joyce VK3YJ which we have entitled "Four Men and an Island—Weather from Beyond the Outback." Part I appeared in the December, 1988, issue.

#### Amateurs on Willis Island.

One early amateur was John VK4JQ, who operated both phone and CW in late 1963. Mid-1964 saw VK4WV active on CW, and the DX column in the WIA journal, *Amateur Radio*, for November, 1967, notes that "Willis Island's John VK4HG [is] having a few minor troubles. On the last air drop his 10 and 15m gear went into the drink beyond the reef. So look for John now only on 20 SSB 0900 and 2000Z."

Gavin VK4EV (now VK3HY) spent some time on the island in 1968 and enjoyed around 1500 contacts while using a home-brew phasing-type transmitter with an output of 50 Watts PEP, to a

ground plane on 20 meters, a half-wave dipole on 80 meters, and a two-element beam for 6 meters. His receiver also was home-brew. After his return home, Gavin received QSL cards direct and through the Bureau for nearly ten years.

Gavin's period of duty missed out on the cyclone season, but an earlier team had the stimulating experience of cyclonic winds clocked at 108 knots. This is still the record for wind strength in Eastern Australia, and the team was very happy to have the concrete bunkers built for such occasions, provisioned with basic necessities.

One popular amateur was Kevin VK9ZC (now VK4AKC). He arrived in 1973 with a new license, an FT-101, materials to make a quad, and lots of enthusiasm. The big opportunity for team members to talk with those back home made amateur radio an instant hit and a hobby for everyone there. In fact, the team relieved him of rostered duties for the 24 hours of the RD contest, with his promise that he'd stay on the mike. He endured, and the team waited on him hand and foot with nourishment and encouragement. The result? He won the VK9 segment of the contest!

Kevin had over 2400 DX contacts during his stay, even though many of them involved heavy go-

## QSL TIDBITS FROM NT2X

(See under USSR in "Roundup" for note on forms of address in the USSR)

Any who still need QSL cards from 4K1A, 4K1HK, 4K1ANO, 1980 to 1987, may write for them from USSR, 127349, Moscow, PO Box 459, Toivo Lamitainen RA3AR \*\*\* RA9YD willing to help obtain ANY Soviet QSL cards and send airmail. Send request with 3 IRCs to USSR, 656057, Barnaul, PO Box 2353, Valery Tyulyapin RA3AR \*\*\* UQ2GAG has the 4K1GAG operation logs. If in need of a QSL, send your card with 2 IRCs to USSR, 226010, Riga, PO Box 50 \*\*\* UW1ZC has the logs for the 4K1CEY operation. Mail your correspondence to USSR, 184360, Murmanskaya oblast', Kola, PO Box 70 \*\*\* Alex Vedernikov UA9YAB is willing to become a QSL Manager for any North American station or radio club and help facilitate QSL exchange between them and USSR stations. He has logs for UK9ZAA, UA9ZAA, UK9YBD/U9Z, UZ9YWA/U9Z, UZ9ZWA/U9Z, and can help with other QSLs. IRCs will be appreciated. Address: USSR, 659303, Altaisky Krai, Biysk, PO Box 83.

ing. Whenever he went on the air the whole world wanted to work him for a new country, and as he worked only transceive, it could take him up to 15 minutes to acknowledge one call. QSLs were handled promptly, however, as he transferred log data to his manager day by day. Kevin made friendships worldwide.

Kevin's popularity wasn't hurt any by his contribution to TV reception. His interest in VHF decided him that the spasmodic images from Townsville could be improved by a "VK9ZC Special," a 6-element yagi with a mast-head amplifier. Results were disappointing, so he constructed an 11-element yagi. Results were promising, but he estimated that at least another 10 dB of signal was needed for consistent viewing.

There followed a period of construction of antennas with exotic designs, and various longwires and vees, with enthusiastic help in their erection and testing. Finally, a stacked rhombic with a 200-foot-long axis won the day. TV viewing with watchable signals became possible about five nights per week, providing much entertainment to the population of lonely Willis Island.

[The Willis Island story concludes with Part III, to come.—Ed.]



### CANARY ISLANDS (Spain)

Woodson Gannaway N5KUB/EA  
Apartado 11  
35450 Santa Maria de Guia

### Las Palmas de Gran Canaria Islas Canarias, Spain

The Canary Islands are a group of seven normally recognized ones and several smaller, seldom mentioned islands. All are located close to the northwest coast of Africa. They form two provinces of Spain, and of course everybody speaks Spanish. Even if someone native to the islands can speak good English, it is really appreciated if you speak in Spanish. I find them very helpful in slowing down to accommodate my imperfect Spanish.

We have lived here over a year and a half, and I had my license to operate (temporary, good for one year) six weeks after applying. The process is pretty straightforward if you speak Spanish. I applied in person at the Telecommunications Office; it cost about 1800 pesetas (around US \$15).

I had been advised to bring my rig; and I advise you the same, and bring it complete because you won't know what you can find if you need something. Part of the application procedure requires asking for permission from the *Comunidad*, the building management committee, if you plan to erect an antenna in a part of your building other than your own apartment. If you apply by mail, you could perhaps plan a small vertical from the balcony. Allow lots of time if you apply by mail! But be sure to apply; this is a great place to operate!

Last July the amateur radio operators from the island of Fuerteventura travelled to El Hierro [about 200 miles to the west, the most western of the Canaries—CCC], on what was said to be the



Willis Island—a sea-level view.



first expedition away from the major islands. It was authorized by the General Director, Telecommunications, and the special call-signs, ED8EIH, EE8EIH, and EF8EIH were issued for use during July. A distinctive QSL card was made up.



NEW ZEALAND

Des Chapman ZL2VR  
459 Kennedy Road  
Napier  
New Zealand

**Kia ora atu i Aotearoa**— Hello from New Zealand! Welcome to CCC as the new editor of 73 International!

I have submitted the specimen **73 International Universal Permit Application** to the authorities for their perusal and suggestions and, I hope, approval. I have also sent copies to NZART Headquarters for Council comments. The form appears to cover all the present requirements listed in the ZL Visitor permit application form.

The term "user pays" seems to be rearing its ugly head in many places and countries now. I noted in a recent publication that the "sale of spectrum," the stuff we use every time we throw the big switch, was the subject of renewed efforts by President Reagan to charge "users" for access to the radio spectrum by making provision in the 1989 budget for "it" to be auctioned. However, from our point of view, amateur radio was protected because public safety services and Amateur Radio would be exempt.

Here in ZL we are facing the user-pay syndrome too, not the sale of spectrum although this could come, but with regard to the use of prime sites owned by organizations and companies where amateur radio has acquired rights to place their VHF/UHF repeaters—and now owners are seeking the right to charge annual rentals. If this works out and fees are high, it is probable that the number of repeaters will diminish accordingly. It is easy to look back at the good old days in ZL when the license was \$6 and we had big hunks of spectrum for recreation "as of right," but we must look forward to the '90s and devise strategies to justify the hobby use of what others see as a saleable

commodity. I think we can, but must continue to lobby and bargain from here on in... which brings me to my next point: **WARC 1992**. It seems that the ITU is expected to announce that a World Administrative Radio Conference will occur then. It is essential that all amateurs arrange for the best representation at Geneva to defuse the threats to our operating frequencies and even achieve better privileges. Such representation will not be cheap but it falls to us, the members of various leagues and associations throughout the world, to finance it. NZART has been placing funds aside for this purpose ever since the last WARC, and members and clubs are presently contributing to the WARC 1992 Fund. [*Hambassadors: what are your countries doing?—CCC*]

Christmas will have come and gone by the time you read this, but all of us from down under hope you—all the hams of the world—had a merry one, and may 1989 bring about hundreds of better QSOs among us all. I look forward to sharing some of these QSOs with you.



SWEDEN

Rune Wande SM0COP  
Frejavagen 10  
S-155 00 Nykvarn  
Sweden

**A very limited permission to operate on a new band, 50 MHz,** was given last June for the SM3-VHF Meeting in Ostersund. Successful SM contacts were made with PA0RDY, PA3ECU, PA3COB, PA3DOL, and LA6QBA, and also a tropo-QSO with LA1K. This opened up the possibility for authority to operate on this band in the future. There will be a trial period since we still have national television broadcasts in this band segment. There will be 25 licenses issued for the trial period, and by the time you read this these stations certainly will be on the air. You will have a good chance to work the Nordic countries as there already are over 60 licenses issued in Finland for this band. Good luck!

**DXing is gaining in popularity** in the Nordic countries. No longer are we only sitting at home working the rare ones. Now quite a few LA, OH, OZ, and SM hams are travelling the world and giving

the demanding DX-world new countries worked and confirmed. The DX groups are arranging DX Meetings—inviting guests from far away as well as DXpedition members from home countries. In 1987, the big thing was, of course, Peter I Island, and both Einar LA1EE and Kaare LA2GV were popular guests, and they gave fantastic slide shows. In January of 1988 the OH DXers held a big meeting outside Helsinki. Martti OH2BH showed the video recording from the famous S0RASD operation, and John W2GD talked about his operations from P40GD. To make the most of it for us five SM visitors and for W2GD, the talks in Finnish were interpreted simultaneously into English—an unexpected and very much appreciated effort by the organizers!

The LA DX Group had its meeting in Geilo last June, with 22 Finnish DXers and visitors from nine countries. John ON4UN and Pekka OH1RY were among the attractions.

Lake Wetteren DX Group SK6WW holds the Swedish DX Meeting annually in October. The last one met in Omberg, just south of Motala on the eastern side of Lake Wetteren in SM5-land. Among others, Lars SM5CAK and Osten SM5DQC worked hard with the logistics. We have quite a crowd of DXers meeting on 3775 kHz every Sunday at 1000 local time to exchange news and QSL information. It really is nice to get together at least once a year to meet old as well as new friends. SM5CAK has for years gathered information on QSL managers and probably has the most complete collection; his information is always in demand.

Stu WAA2MOE gave a slide

show from the recent Palmyra and Kingman Reef DXpedition. Erik SM0AGD brought the Abu Ail DJ6SI slide show with him, that can be borrowed from the Northern California DX Foundation (NCDXF). Unfortunately there was not time enough for Erik to show pictures from his S9AGD operation of last fall. Lars SM0GMG brought the S0RASD video tape and Tord SM3EVR showed a video presentation on how packet radio can be used also by DXers. Erik W6DU gave a presentation of the NCDXF that has made many DXpeditions possible. SM0AGD was busy signing up DXers to sponsor NCDXF. Another exotic visitor was Pasi Z21GS who hopefully will soon get on the air. He studies microbiology at the University of Lund, here in Sweden, returning to Zimbabwe early this year.

These avid DXers are not always just collecting new countries. Quite a challenge for us over here is US County Hunting. SM5CAK has only about 100 left to get out of the total of 3,077. He is either on 21,387 kHz or 28,387 daily at 1430 UTC, depending on band conditions. If you read this and are in a very rare county, why not give Lars a call! Two other well known county hunters (see photo) are Rolf SM4BNZ who works primarily on CW (and has only about 100 left to work), and Hans SM6CVX (with 200 to go). Hans works only stationary ones, which is quite a task. He is on the air with Lars when time permits.

If you are planning a trip to Sweden in the fall of 1989 keep in mind that the DX Meeting, in October, will be held in Karlsborg, arranged by Kjell SM6CTQ and other members of SK6WW. **73**



Left to right, Lars SM5CAK, Rolf SM4BNZ, and Hans SM6CVX.



system, which can slow the flow of DX information dramatically. A solution to both of these problems is the PacketCluster (PC) software, which is very similar to PCBS but lacks the bulletin board features of mail and bulletins. (Stations can send short messages back and forth, with a TALK feature, but cannot store them in the system.) PC permits several nodes to link up and share DX information. Each node needs the same hardware as a PCBS node, plus an additional Kantronics KPC-2 TNC, and another VHF FM transceiver and antenna. The second VHF packet system connects the nodes together, while the first provides local access to the system. The second system can be on another 2-meter frequency, or on another band. The northern California DX packet spotting system, for example, ties the nodes together on 220 MHz.

As far as individual users are concerned, there is no difference between PCBS and PC, except for the lack of mail functions in PC. When a user enters a DX announcement, the information rapidly spreads throughout the system. It is relayed to each node, and then on to every connected station. The DX data is stored in each node, and users can call up current or historic DX data just as easily as with PCBS. PC also includes all the other aspects of PCBS: MUF, WWV, sunrise/sunset, beam heading features, local names and locations, and so forth.

**PCBS versus Voice Repeater**


The PCBS (or PC) system offers several advantages over more traditional DX spotting on local voice repeaters. First, the DXer doesn't have to listen to both the HF radio and the VHF repeater monitor at the same time. The DX data from PCBS shows up on a computer screen, and the DXer can concentrate on the DX station, not the 2 meter box.

Second, PCBS eliminates the need for repeats of DX announcements. Gone are the annoying "What's that call again," or "Please repeat the frequency," requests for duplicating the announcement. The data is right on the screen in front of you!

Third, the DXer can get as general or as specific data as he or she wishes: everything, or just a single band, or even a single country, all organized by the system.

Finally, the DXer doesn't even have to be in the shack to stay current with DX. Users can access the DX data at any time, so no DXer ever needs to miss any announcements during dinner, snack breaks, or other absences from the shack. Just type SHOW/DX to see what you missed while you were out of the shack.

There is one more benefit of the PCBS system: no rag-chewers can monopolize the repeater and prevent DX announcements, as happens frequently with voice DX repeaters.

PCBS and PC come complete with extensive and detailed help files, so that users can receive more information on any feature immediately. Software documentation is also very good, and the system operator has dozens of control and status commands to modify and monitor the system. Good DX! 

# TRAVEL FIRST CLASS, PAY COACH.



**SG-789**

**MS-103**

**MS-101**

Now, full feature 9, 10, and 12 Band World Receivers in a convenient shirt pocket size. Priced right for your budget including FREE Stereo Headphones. 1 year Limited Warranty on parts and labor. For a FREE full color catalog and a listing of dealers near you, write to Sangean America, Dept. 73AR-1

**SANGEAN**  
A World of Listening™

9060 Telstar Ave., Suite, #202 El Monte, CA 91731 Telephone: (818) 288-1661 FAX (818) 288-8231



# JOIN ARRL

## BENEFITS FOR YOU

QST, QSL Bureau, Awards, Low Cost Insurance, Operating Aids, Government Liaison and More—Much More!

**MEMBERSHIP APPLICATION**

Name \_\_\_\_\_ Call \_\_\_\_\_

Street \_\_\_\_\_

City \_\_\_\_\_ Prov./State \_\_\_\_\_ PC/ZIP \_\_\_\_\_

\$25 in U.S. \$36 elsewhere (U.S. funds) Licensed amateurs, or age 65 or over, upon submitting proof of age, may request the special dues rate of \$20 in the U.S. \$28 elsewhere, in (U.S. funds) Persons age 17 and younger may qualify for special rates, write for application.

For postal purposes, fifty percent of dues is allocated to QST, the balance for membership.

Charge to  VISA  Mastercard  AMEX  Discover Expires \_\_\_\_\_

Card Number \_\_\_\_\_ Signature \_\_\_\_\_

The American Radio Relay League  
225 Main St. Newington, CT. 06111 USA

73



# PROPAGATION

by Jim Gray W1XU

Jim Gray W1XU  
210 Chateau Circle  
Payson AZ 85541

## Daily Report for February

Daily conditions for February will be generally good, or fair to good, as shown on the calendar below. The only poor days will come along at the end of the month. However, be alert for sudden onsets of solar activity, such as flares, which can happen any time, followed by short periods of poor conditions.

We expect the sun to be fairly quiet during February, and the earth's magnetic field will also be reasonably quiet to unsettled for most of the month, except toward the end, when geomagnetic unsettled to active conditions may exist for several days.

February will exhibit the usual winter DX conditions, with fairly early band closings on the 10 and 12 meter bands as darkness falls. For a short while after dark, 15 meters will stay open, and 20 meters will be open until well after local darkness. As far as band openings in the morning, you can expect 20 meters to open first, followed by 15, 12, and 10 meters as the sun comes up and ionization extends to the higher and higher layers of the ionosphere. February is a prelude to March, which should be the best month for HF band DX since Cycle 21.

### It's All Relative

As usual, the equinoxes (March and September) have better DX conditions than the solstices (December and June), while the in-between months show poorer propagation conditions. It's important to note, however, that all such things are relative, and that the worst conditions for 1989 will be far better than the best conditions just a few years ago.

Expect excellent late afternoon and early morning conditions on 40, 80, and 160 meters, to the far reaches of the globe—and best of all—these conditions will last most of the night, until midnight or after, and begin again just before dawn. Static levels will probably cause difficulties as major storm systems move across the country, particularly in the southern US and south of the equator, but these will only be temporary. Low-band HF DX will be better than ever.

Openings will occur frequently on 6 meters, and occasionally on 2 meters in February. Keep your ears open, and your radio tuned to WWV at 18 minutes after the hour for solar-terrestrial reports.

One last comment. As most of us who have been active on the HF bands know, the 10 and 12 meter bands have been outstanding for DX propagation for many months... AND IT WILL GET BETTER!

## EASTERN UNITED STATES TO:

	GMT:	00	02	04	06	08	10	12	14	16	18	20	22
ALASKA	15	20	-	-	-	-	20	20	-	-	-	-	15
ARGENTINA	20	40	40	40	-	-	20	15	15	10	10	15	15
AUSTRALIA	15	20	20	-	40	40	40	-	-	20	20	15	
CANAL ZONE	20	20	20	20	20	20	20	15	10	10	15	15	
ENGLAND	40	40	40*	40*	-	20	15	10	15	20	20	-	
HAWAII	15	20	-	-	-	-	20	20	20	10	10	15	
INDIA	-	-	-	-	-	-	20	20	-	-	-	-	
JAPAN	15	20	-	-	-	-	20	20	-	-	-	-	15
MEXICO	20	20	20	20	20	20	20	15	10	10	15	15	
PHILIPPINES	-	-	-	-	-	-	20	20	-	-	-	-	
PUERTO RICO	20	20	20	20	20	20	20	15	10	10	15	15	
SOUTH AFRICA	20	40*	-	-	-	-	20	10	10	10	15	20	
U. S. S. R.	-	-	-	-	-	-	20	15	20	20	-	-	
WEST COAST	15/20	20/40	80	160	160	160	-	-	-	10	10	15	

## CENTRAL UNITED STATES TO:

ALASKA	15	-	-	-	-	-	20	-	-	-	-	-	15
ARGENTINA	20	20	20	40	40	-	20	20	15	10	15	15	
AUSTRALIA	15	20	20	-	-	-	40	-	-	-	-	15	10
CANAL ZONE	15	20	40	40*	40*	-	20	15	10	10	10	15	
ENGLAND	40	40	80	-	-	-	20	15	15	20	40	-	
HAWAII	15	20	-	40	40	40*	40*	20	20	15	10	15	
INDIA	-	-	-	-	-	-	20	-	-	-	-	-	
JAPAN	15	-	-	-	-	-	20	-	-	-	-	-	15
MEXICO	15	20	40	40*	40*	-	20	15	10	10	10	15	
PHILIPPINES	15	20	-	-	-	-	20	-	-	-	-	-	15
PUERTO RICO	15	20	40	40*	40*	-	20	15	10	10	10	15	
SOUTH AFRICA	20	40	-	-	-	-	-	15	10	10	15	20	
U. S. S. R.	-	-	-	-	-	-	-	20	15	20	-	-	

## WESTERN UNITED STATES TO:

ALASKA	10	15	20	-	-	-	40	40	40	-	-	-	20
ARGENTINA	15	20	-	40	40	-	20	-	10	10	15	15	
AUSTRALIA	10	15	20	20	-	-	40*	40*	20	20	15	15	
CANAL ZONE	15	20	20	-	-	-	20	15	10	10	10	10	
ENGLAND	20	40	40	-	-	-	-	15	15	20	20	-	
HAWAII	10	15	20	40	40	40	-	20	20	15	15	10	
INDIA	-	15	20	-	-	-	-	20	-	-	-	-	
JAPAN	10	15	20	-	-	-	40	40	40	-	-	-	20
MEXICO	15	20	20	-	-	-	20	15	10	10	10	10	
PHILIPPINES	10	15/20	15/20	-	-	-	40	40	40	-	20	-	20
PUERTO RICO	15	20	20	-	-	-	40	40	40	-	-	-	20
SOUTH AFRICA	20	20	-	-	-	-	-	-	15	10	15	15	
U. S. S. R.	-	-	-	-	-	-	-	-	20	20	-	-	
EAST COAST	15/20	20/40	80	160	160	160	-	-	-	10	10	15	

FEBRUARY						
SUN	MON	TUE	WED	THU	FRI	SAT
			1 G	2 F-G	3 F-G	4 G
5 F-G	6 F-G	7 G	8 G-F	9 G	10 G	11 G
12 G-F	13 F	14 F-G	15 G	16 G	17 G	18 F
19 F-P	20 F	21 F-G	22 G	23 G	24 G	25 G
26 G-F	27 F-P	28 P				

### Forecast With Your PC

Jack Baldwin VE7RG sent me a sample program called CQFCST, which runs on the PC and Radio Shack TRS-80 Model III. He designed this program to help you forecast propagation conditions. CQFCST is a simple-minded program that rearranges K3ASK's and N4XX's forecasts by hours of the day.

Jack also has other programs for the PC and the Model III. One is MUF SCAN, that adapts MIN-MUF to scan selected countries or zones, and prints out MUF for preselected hours of the day. CQINFO and CQINFO PC are menu-driven.

Jack has two mailing addresses depending upon the time of year. They are: Lakeshore Rd, Box 598, Kelowna, BC, Canada V1Y-7P2 and 2423 West Tucana St., Tucson, AZ 85745. 73



# INTRODUCING THE NEW 10-Hz-1.4 GHz

## ← **DATASCAN** → FREQUENCY COUNTER FROM **B & B INSTRUMENTS**

MADE  
IN THE  
U. S. A.



COVERS ALL BANDS  
160-2 METER  
150-220-450  
850-1296 MHz

THE ULTIMATE IN  
QUALITY - ACCURACY - SENSITIVITY - RELIABILITY

**DATASCAN** will meet all your frequency measuring needs from mobile, marine, hilltopping and on the bench.

- \* Delivers years of reliable service, constructed of a rugged all-metal case with 8 digit display.
- \* Adaptable for any job, operates on 8 AA dry cells\*, 11-18 V DC, 110 V AC adapter or with optional nicad pack.
- \* You can use it to check disc drives, VTR's, TV's, HT's or tune your HF rig to meet a special QSO.
- \* The C 1400 also comes with a built-in 18 dB preamp for increased sensitivity. You can even add an optional sniffer probe for finding local OSC and multipliers.

Model	Suggested Price	Time Base Accuracy	Sensitivity Typ.			Digit Type Size	1 Hz Resolution	10 Hz Resolution	Inputs	Power Req.	Case Type-Size
			150 MHz	440 MHz	850 MHz						
C900	139.95	1 PPM TCXO	25 MV	35 MV		8 Digit .4 in. 7 Segment LED	10 Hz to 5 MHz	5 MHz to 512 MHz	BNC 50Ω Pre 1 Meg Dir	117 VAC 11-18 VDC	All Metal RFI Shielded
C1200	169.95	1 PPM TCXO (17°-40°C)	15 MV	25 MV	35 MV	8 Digit 1/2 in. 7 Segment LED	10 Hz to 5 MHz	5 MHz to 1000 MHz	2BNC 1 Meg Dir	8 AA Dry Cell Batt.	All Metal RFI Shielded Case
C1400	199.95		5 MV	15 MV	20 MV < 50 MV @ 1300 MHz	8 Digit 1/2 in. 7 Segment LED	10 Hz to 5 MHz	5 MHz to 1400 MHz	50Ω Pre	Optional Nicad Pk	2 x 6 x 5

ALL UNITS ARE COVERED BY OUR 5 YEAR LIMITED WARRANTY

ALL MODELS INCLUDE: AC Adapter plus Antenna

### ACCESSORIES

BAC-8 8 AA Nicad Pack ..... \$19.95  
Sp-2 Sniffer Probe (HI-Z) ..... \$19.95  
AM 1200 X10-X100 Audio Multiplier ..... \$49.95

→ **SPECIAL \$10 WITH ORDER**

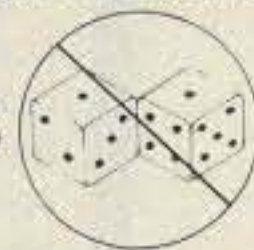
### ORDER TODAY

**(619) 579-2258** or send check or money order to:

**DON'T GAMBLE ON YOUR FREQUENCY**

**TERMS:** Shipping, handling and insurance please add 5% (\$2.00 minimum) to a maximum of \$10.00 each order. CA res. please add 6% sales tax.

manufactured by  
**B & B INSTRUMENTS**  
408 La Cresta Hgts Road  
El Cajon, CA 92021




\*Batteries not included. \*Nicad not available with model C900.

CIRCLE 137 ON READER SERVICE CARD

## OSCAR MODE-J FILTERS

PREVENT DESENSE OF YOUR DOWN-LINK RECEIVER



MMf200-7 (usually sufficient)	\$55.00	PSf432 (for extra protection)	\$95.00
I.L. @ 145 MHz	0.5dB	I.L. @ 435 MHz	0.1 dB
Loss @ 435 MHz	40 dB min	Loss @ 145 MHz	70 dB typ

Send 75c (3 stamps) for detailed specs on all VHF & UHF products. Shipping FOB Concord, MA

PRICES SUBJECT TO CHANGE WITHOUT PRIOR NOTICE



**SPECTRUM INTERNATIONAL INC.**

**(508) 263-2145**

P.O. Box 10845, Concord, MA 01742, USA



CIRCLE 183 ON READER SERVICE CARD

## GORDON WEST'S RADIO SCHOOL

### 21 DAY NOVICE



- 2 code tapes
- 112 page book
- World maps
- Frequency charts
- Course certificate
- Free magazine coupon
- 50 piece literature set!

\$70 in equipment certificates from ICOM, KENWOOD, and YAESU **\$19.95**

### COMPLETE NOVICE COURSE **\$49.95**

4 code tapes, 2 theory tapes, 2 text books, code oscillator set, examiner test packet, and \$70 discount coupons.

### NOVICE TEXTBOOK **\$4.95**

Written by Gordon West, this 112 page book contains all Novice questions and answers.

### NOVICE CODE COURSE **\$39.95**

6 tape stereo code course for learning the code from scratch. Includes certificates.

### TECHNICIAN THEORY COURSE **\$19.95**

2 theory tapes & 2 textbooks.

### GENERAL THEORY COURSE **\$19.95**

2 theory tapes & 2 textbooks.

### TECHNICIAN/GENERAL COURSE **\$19.95**

Combined tech & general course with 4 tapes and 1 book.

### THE COMPLETE GENERAL **\$49.95**

4 tapes & 2 books for theory plus 6 tape stereo code set for CW speed building.

### GENERAL CODE COURSE **\$39.95**

6 tape stereo code course for CW speed building from 5 wpm to 13 wpm.

### THE COMPLETE ADVANCED **\$49.95**

4 tapes & 2 books for theory plus 6 tape stereo general or extra class code course. (Specify which CW tapes you want.)

### ADVANCED THEORY CLASS **\$19.95**

4 tape stereo theory course plus fully illustrated theory book.

### THE COMPLETE EXTRA **\$49.95**

4 tapes & 2 books for theory plus 6 tape stereo code set for CW speed building 13 wpm to 22 wpm+1

### EXTRA CODE COURSE **\$39.95**

6 tape stereo code course for CW speed building from 13 wpm to 22 wpm+.

### EXTRA THEORY CLASS **\$19.95**

4 tape stereo theory plus fully illustrated theory book.

### GORDON WEST ELECTRONICS BOOK

200 page marine electronics book plus marine mobile antenna hints. **\$19.95**

### COMMERCIAL TEST PREP BOOK **\$29.95**

### BRASS CODE KEY & OSCILLATOR **\$19.95**

### PLASTIC CODE KEY & OSCILLATOR **\$14.95**

### COPPER GROUND FOIL **60¢ FOOT**

## SINGLE CODE TAPES

\$9.95 EACH • BUY 2, GET 3rd ONE FREE

- 5 wpm Novice Tests • 5 wpm Random Code
- 5-7 Speed Build • 7-10 Speed Build • 10 Hump Jump
- 10-12 Speed Build • 12-15 Calls & Numbers
- 13 Random • 13 Test Prep • 5-15 General Quiz
- 13 Car Code • 13-15 Speed Build • 15-17 Speed Build
- 17-19 Speed Build • 20 Random • 20 Test Prep
- 20 Car Code • 10-24 Extra Quiz

Shipping: Please Add \$3.00 Each For Courses, \$1.00 Each For Single Tapes.

Please Direct All Orders And Inquiries To The New Publishers:

### RADIO AMATEUR CALLBOOK INC.

925 SHERWOOD DR., BOX 247

LAKE BLUFF, IL 60044 USA

Mon-Fri 8-4 PM (312) 234-6600

CIRCLE 31 ON READER SERVICE CARD



800-882-1343

SAVE  
ON JUN'S  
OVERSTOCK  
SALE



IC-735	List	Jun's
DUAL BAND 2m-440MHz		
IC 3200 A	\$649.95	479.95
220 MHz		
IC-3AT	349.95	269.95
IC-38A 25w FM Xcur	489.95	349.95
IC-03AT		269.95
440-MHz		
IC-4AT	349.95	259.95



220 MHz	429.95	239.95
FT-311 RM		
DUAL BAND		
FT-727 R 2m/70cm HT	439.95	359.95
FT-109 RH-HT	399.95	239.95



	List	Jun's
RZ-1 WIDEBAND RCVR	599.95	Call \$
HF Equipment		
TS-940S/AT Gen. Cvg. Xcvr	2499.95	Call \$
TS-440/SAT Gen. Cvg. Xcvr	1449.95	Call \$
TS-140S Compact Gen. Cvg. Xcvr	949.95	Call \$
VHF/UHF		
TS-790A 2m-70cm 1.2 GHz	1999.95	Call \$
TS-711A All Mode Base 25w	1059.95	Call \$
TR-751A All Mode Mobile 25w	699.95	Call \$
TM-221A 2m 45w	459.95	Call \$
TM-2550A FM Mobile 45w	519.95	Call \$
TM-2570A FM Mobile 70w	623.95	Call \$
TH-215A 2m HT Has It All	399.95	Call \$
TH25AT 5w Pocket HT NEW	369.95	Call \$
TM-721A 2m/70cm FM Mobile	729.95	Call \$
TM-421A Compact FM 35w	469.95	Call \$
TH-45AT 5w Pocket HT NEW		
220 MHz	389.95	Call \$
TM-3530A FM 220 MHz 25w	519.95	Call \$
TM-321A Compact 25w Mobile	469.95	Call \$
TH-315A Full Featured 2.5w HT	419.95	Call \$



3919 Sepulveda Blvd.  
Culver City, CA 90230  
213-390-8003

CIRCLE 272 ON READER SERVICE CARD



## World's Most Powerful CB and Amateur Mobile Antenna\*

Lockheed Corp. Test Shows  
**Wilson 1000** CB Antenna Has  
58% More Gain Than The  
K40 Antenna (on channel 40).

In tests conducted by Lockheed Corporation, one of the world's largest Aerospace Companies, at their Rye Canyon Laboratory and Antenna Test Range, the Wilson 1000 was found to have 58% more power gain than the K40 Electronics Company, K40 CB Antenna. This means that the Wilson 1000 gives you 58% more gain on both transmit and receive. Now you can instantly increase your operating range by using a Wilson 1000.

Guaranteed To Transmit and Receive  
Farther Than Any Other Mobile  
CB Antenna or Your Money Back\*\*  
*New Design*

The Wilson 1000 higher gain performance is a result of new design developments that bring you the most powerful CB base loaded antenna available.

### Why Wilson 1000 Performs Better

Many CB antennas lose more than 50% of the power put into them. The power is wasted as heat loss in the plastic inside the coil form and not radiated as radio waves.

We have designed a new coil form which suspends the coil in air and still retains the rigidity needed for support. This new design eliminates 95% of the dielectric losses. We feel that this new design is so unique that we have filed a patent application on it.

In addition, we use 10 Ga. silver plated wire to reduce resistive losses to a minimum.

In order to handle higher power for amateur use, we used the more efficient direct coupling method of matching, rather than the lossy capacitor coupling. With this method the Wilson 1000 will handle 1500 watts of power.

### The Best You Can Buy

So far you have read about why the Wilson 1000 performs better, but it is also one of the most rugged antennas you can buy. It is made from high impact thermoplastics with ultraviolet protection. The threaded body mount and coil threads are stainless steel; the whip is tapered 17-7 ph. stainless steel. All of these reasons are why it is the best CB antenna on the market today, and we guarantee to you that it will outperform any CB antenna (K40, Formula 1, you name it) or your money back!

\*Inductively base loaded antennas

\*\*Call for details.

### Lockheed - California Company

Plant 2 Bldg. 250 Dept. 74-76

A Division of Lockheed Corporation  
Burbank, California 91520

Aug. 21, 1987

Wilson Antenna Company Inc.  
3 Sunset Way Unit A-10  
Green Valley Commerce Center  
Henderson, Nevada 89015

Subject: Comparative Gain Testing of Citizen's Band  
Antennas

Ref: Rye Canyon Antenna Lab File #870529

We have completed relative gain measurements of your model 1000 antenna using the K-40 antenna as the reference. The test was conducted with the antennas mounted on a 16' ground plane with a separation of greater than 300' between the transmit and test antennas. The antennas were tuned by the standard VSWR method. The results of the test are tabulated below:

FREQUENCY (MHZ)	RELATIVE GAIN (dB)	RELATIVE POWER GAIN (%)
26.965	1.30	35
27.015	1.30	35
27.065	1.45	40
27.115	1.60	45
27.165	1.50	41
27.215	1.60	45
27.265	1.75	50
27.315	1.95	57
27.365	2.00	58
27.405	2.00	58

A complete description of this test is contained in file #870529. Excerpts of this report are enclosed.

Approved:  
*W. C. Weikel*  
W. C. Weikel, Group Engineer  
Antenna/ATS Support Laboratory

OPERATES FROM  
26 TO 29 MHz

IDEAL WITH  
HR2510

58%  
MORE  
POWER GAIN  
THAN THE  
K40

CALL TODAY

TOLL FREE: 1-800-541-6116  
FOR YOUR NEAREST DEALER

**Wilson 1000**

Available in Black or White

Trunk & Roof Mount ..... 79<sup>95</sup>

Magnetic Mount ..... 89<sup>95</sup>

**Wilson 1000** Trucker . . . 59<sup>95</sup>

DEALERS Exclusive dealer areas still open


**Wilson**

ANTENNA INC.

#2 COMMERCE CENTER  
HENDERSON, NV 89015



# YAESU'S DUAL BANDER GOES PLACES OTHER MOBILES DON'T.



FT-4700RH control head  
(1<sup>15</sup>/<sub>16</sub>" x 5<sup>7</sup>/<sub>8</sub>" x 1")

**Introducing Yaesu's FT-4700RH dual-band mobile.** Choose Yaesu's FT-4700RH, and you open the door to a lot of tight spaces.

While other dual banders just won't fit in today's small cars, the FT-4700RH utilizes a versatile "remote head" design. So you can mount the "brains" on your dash, visor, or door, and hide the "muscle" under your seat.

**High-performance package.** Packing a solid 50-watt punch on 2 meters (40 watts on 70 cm), the FT-4700RH includes Dual-Band Watch for simultaneous monitoring of both bands, with independent squelch settings on the main and secondary bands. When you transmit, opposite band monitoring goes on in a full-duplex mode.

You can adjust the relative volume of the two receive channels with the balance control, too. And with Yaesu's bright LCD display, transceiver status is clearly visible in sunlight or shade.

**Convenience on the road.** Human engineering, long a Yaesu specialty, is an important aspect of the FT-



4700RH design. The ten-button front panel keypad includes a "do-re-mi" audible command verification, and all important controls are backlit for night operation. Plus you get extended receive coverage of 140-174 MHz (MARS/CAP permit required for transmit on 140-150 MHz), or 430-450 MHz on 70 cm. Nine memory channels on each band. High/low power selection (low power: five watts). One-touch reverse repeater shift button. Optional CTCSS module. And 16-key DTMF microphone.

**Optional accessories.** FTS-8 CTCSS unit. MH-15D8 Autodialer Microphone with 10-telephone number memory. SP-3 or SP-4 External Speakers. And YH-1 Headset/Boom Mic or MF-1A3B Flex-Arm Boom Mic, both with SB-10 PTT Switch Unit.

**Discover Yaesu's FT-4700RH today.** And see what "high performance" really means. For dual-band mobile operation, Yaesu's FT-4700RH really fits!

Yaesu USA 17210 Edwards Road, Cerritos, CA 90701  
(213) 404-2700. Repair Service: (213) 404-4884.  
Parts: (213) 404-4847. Prices and specifications subject to change without notice. Specifications guaranteed only within amateur bands.

# YAESU

CIRCLE 165 ON READER SERVICE CARD



# KENWOOD

...pacesetter in Amateur Radio

All New  
Compact HF

## “DX-citing!”

### TS-440S Compact high performance HF transceiver with general coverage receiver

Kenwood's advanced digital know-how brings Amateurs world-wide “big-rig” performance in a compact package. We call it “Digital DX-citement”—that special feeling you get every time you turn the power on!

• **Covers All Amateur bands**

General coverage receiver tunes from 100 kHz—30 MHz. Easily modified for HF MARS operation.

• **Direct keyboard entry of frequency**

• **All modes built-in**  
USB, LSB, CW, AM, FM, and AFSK. Mode selection is verified in Morse Code.

• **Built-in automatic antenna tuner (optional)**

Covers 80-10 meters.

• **VS-1 voice synthesizer (optional)**

• **Superior receiver dynamic range**

Kenwood DynaMix™ high sensitivity direct mixing system ensures true 102 dB receiver dynamic range. (500 Hz bandwidth on 20 m)

• **100% duty cycle transmitter**

Super efficient cooling permits continuous key-down for periods exceeding one hour. RF input power is rated at 200 W PEP on SSB, 200 W DC on CW, AFSK, FM, and 110 W DC AM. (The PS-50 power supply is needed for continuous duty.)



• **Adjustable dial torque**

• **100 memory channels**

Frequency and mode may be stored in 10 groups of 10 channels each. Split frequencies may be stored in 10 channels for repeater operation.

• **TU-8 CTCSS unit (optional)**

• **Superb interference reduction**  
IF shift, tuneable notch filter, noise blanker, all-mode squelch, RF attenuator, RIT/XIT, and optional filters fight QRM.

• **MC-43S UP/DOWN mic. included**

• **Computer interface port**

• **5 IF filter functions**

• **Dual SSB IF filtering**

A built-in SSB filter is standard. When an optional SSB filter (YK-88S or YK-88SN) is installed, **dual** filtering is provided.

• **VOX, full or semi break-in CW**

• **AMTOR compatible**



**Optional accessories:**

- AT-440 internal auto. antenna tuner (80 m—10 m)
- AT-250 external auto. tuner (160 m—10 m)
- AT-130 compact mobile antenna tuner (160 m—10 m)
- IF-232C/IC-10 level translator and modem IC kit
- PS-50 heavy duty power supply
- PS-430/PS-30 DC power supply
- SP-430 external speaker
- MB-430 mobile mounting bracket
- YK-88C/88CN 500 Hz/270 Hz CW filters
- YK-88S/88SN 2.4 kHz/1.8 kHz SSB filters
- MC-60A/80/85 desk microphones
- MC-55 (8P) mobile microphone
- HS-5/6/7 headphones
- SP-40/50B mobile speakers
- MA-5/VP-1 HF 5 band mobile helical antenna and bumper mount
- TL-922A 2 kw PEP linear amplifier
- SM-220 station monitor
- VS-1 voice synthesizer
- SW-100A/200A/2000 SWR/power meters
- TU-8 CTCSS tone unit
- PG-2S extra DC cable.

Kenwood takes you from HF to OSCAR!



Complete service manuals are available for all Kenwood transceivers and most accessories. Specifications and prices are subject to change without notice or obligation.

# KENWOOD

KENWOOD U.S.A. CORPORATION  
2201 E. Dominguez St., Long Beach, CA 90810  
P.O. Box 22745, Long Beach, CA 90801-5745