

Amateur Radio's Technical Journal

 A Wayne Green Publication

**11 New
Construction
Projects!**

**Good-bye to
Mobile Noise**
Page 88

**Russian
Robots**
Page 44

Untouchable Alarm
Page 72

**Maximum
Repeater Control**
Page 32

**Icom's
Amazing R-70**
Page 103

Death to Bugs
Page 90



Unleash the TS-900

A rig like this deserves more room than 2 meters can give. Get on HF (including WARC bands) with this transverter. W4BF 10

Four-Tone Audio Oscillator:

A Potent Troubleshooter

For any test that requires a tone, this oscillator does the job. It can also be computer-controlled. W7BBX 20

Superman's Repeater Control System

This simple system offers four independent on/off outputs. Just duck into any phone booth to use it. K3IJ 32

Up and Coming:

Direct-Broadcast Satellites

The only thing not up in the air in this business is the satellites, so this budding technology is not just pie in the sky. N8RK 38

Work the Russian Robot Ops

The robots aboard Russia's two new satellites are cantankerous and challenging. Here are some tips on how to work them. K4TJWJ 44

Ham Radio Hits the '82 World's Fair

When the gates in Knoxville opened, would WA4KFS be ready? Here's the inside story of the World's Fair station. N4AQL 50

Beef Up Your CB-to-CW Conversion

A good bfo will bring your receiver performance up to par. This one is easy to add on. W1BC 56

The Denali Connection

Disaster struck these two hams in the backcountry of Alaska. Only a tenuous radio link to civilization could save them. KL7RD 60

Error Protection for Your Digital Transmissions

Block coding can make your signal 100% error-free ... hopefully. W9JD/2 64

Drive-Time SWLing

This simple car radio converter will open up a whole new world of driving. AG9C 70

Stop That Heist!

What would you say about an alarm that's portable, inexpensive, and goes off when a thief just touches the door-knob? We say build it. WD5JWY 72

Get the DX Edge!

There are ways to stand out in the pileups for Spanish-speaking stations. One is to speak their language. KB9SP 76

Power-Line Protection: The Weak Link

Solid-state equipment may be extremely reliable, but just microseconds of overvoltage can change that. N8ADA 83

Higher Voltage, Less Weight

A voltage quadrupler that weighs ounces? You bet—and cheap surplus capacitors make it possible. W7CSD 84

Make Room for More Agc

Automatic gain control is useful in many applications. With this simple circuit, you'll never have to be without it. N7APE 86

You Can Troubleshoot Mobile Noise

K5CA tells what to do when a signal is 5-7 and the noise is 5-9. K5CA 88

Electronics vs. Creepy Crawlers


Build this ultrasonic oscillator and drive pests crazy. Your pet hamster, too. K7YZZ 90

Slimming and Trimming the R-1000

In crowded conditions, the 6-kHz filter may not cut the QRM. Here's the way out. 5Z4C1/K5PAW 92

Add a Touch of Class to CB Conversions

Converting a Hy-Gain board to 10 meters is only half the story. Try adding a digital readout and scanning capability. N2DS 94



Add-on Bfo—56

Never Say Die—6
Satellites—96

Social

Events—96

Ham Help—98,

107, 108, 124

Circuits—99

New Products—100

Review—102

Fun!—106

Corrections—108

Reader Service—114

RTTY Loop—116

Contests—118

DX—120

Letters—122

Awards—126

Dealer

Directory—146

Propagation—146

ICOM IC-730

ICOM's Go-Anywhere HF Rig for Everyone's Pocketbook



Compact.

Only 3.7 in (H) x 9.5 in (W) x 10.8 in (D) will fit into most mobile operations (compact car, airplane, boat, or suitcase)

Affordable.

Priced right to meet your budget as your main HF rig or as a second rig for mobile/portable operation.

Convenient.

- Unique tuning speed selection for quick and precise QSY, choice of 1 KHz, 100 Hz or 10 Hz tuning.
- Electronic dial lock, deactivates tuning knob for lock on, stay on frequency operation.
- One memory per band, for storage of your favorite frequency on each band.
- Dual VFO system built in standard at no extra cost.

Full Featured.

- 200W PEP input—powerful punch on SSB/CW (40 W out on AM)
- Receiver preamp built-in • VOX built-in
- Noise blanker (selectable time constant) standard
- Large RIT knob for easy mobile operation
- Amateur band coverage 10-80M including the new WARC bands
- Speech processor—built-in, standard (no extra cost)
- IF shift slide tuning standard (pass band tuning optional)
- Fully solid state for lower current drain
- Automatic protection circuit for finals under high SWR conditions
- Digital readout • Receives WWV • Selectable AGC
- Up/down tuning from optional microphone
- Handheld microphone standard (no extra cost)
- Optional mobile mount available



ICOM

2112 116th Avenue N.E., Bellevue, WA 98004
3331 Towerwood Dr., Suite 307, Dallas TX 75234

5-STORE BUYING POWER *in action!*

KENWOOD

NEW!



TR-7950
2M, 45 WATTS,
21 CHAN. MEMORY.

TR-2500

**CALL FOR
SPECIAL PRICES**

TS-930S
W/ANTENNA
TUNER



\$1799 w/FREE
SAVE \$230

SP-930 spkr.
MC-60A Mic.
YK-88C-1 Filter

TS-830S
TRANSCEIVER

**BARGAIN
PACKAGE**

w/**FREE**
SP-230 Spkr.
YK-88C CW Filter



\$949⁹⁵

A \$1084.85 VALUE

SALE!
**ANTENNAS/
TOWERS**

KLM KT-34A

4 ELEMENT TRIBANDER
REGULAR \$389.95

SALE \$309

KLM KT-34XA

6 ELEMENT TRIBANDER
REGULAR \$569.95

SALE \$459

CALL FOR OTHER KLM PRICES.

MIRAGE



SALE!

**2 METER
AMPLIFIERS**

B-3016 30W in, 160W out.
REG. \$239.95 **\$199.95**

B-1016 10W in, 160 W out.
REG. \$279.95 **\$249.95**

B-108 10W in, 80W out.
REG. \$179.95 **\$159.95**

B-23 2W in, 30W out.
REG. \$89.95 **\$79.95**



**YAESU
HANDHELDS**

2 METER FT-208R

70CM FT-708R
EACH

SALE \$289⁹⁵



ICOM

BIG "666" DEALS

IC-730

LIMITED QUANTITY. ACT!



REGULARLY \$829

SALE \$666

IC R-70

ICOM's GREAT NEW GENERAL
COVERAGE RECEIVER.



REG.
\$749

SALE \$666

FREE SHIPMENT (U.P.S. Brown)
CONTINENTAL U.S.A.
EXCEPT FOR SOME ALPHA, TRI-EX and KLM ITEMS.

**FREE
PHONE 800 854-6046**

9:30AM to 5:30PM PACIFIC TIME.

**OVER-THE-COUNTER, 10AM to 5:30PM.
MONDAY THROUGH SATURDAY**

CALIFORNIA CUSTOMERS PLEASE PHONE OR VISIT LISTED STORES.

ANAHEIM, CA 92801
2620 W. La Palma,
(714) 761-3033 (213) 860-2040
Between Disneyland & Knott's Berry Farm

BURLINGAME, CA 94010
999 Howard Ave., (415) 342-5757
5 miles south on 101 from S.F. Airport.

OAKLAND, CA 94609
2811 Telegraph Ave., (415) 451-5757
Hwy 24 Downtown. Left 27th off-ramp.

SAN DIEGO, CA 92123
5375 Kearny Villa Road (619) 560-4900
Hwy 163 & Clairemont Mesa Blvd.

VAN NUYS, CA 91401
6265 Sepulveda Blvd., (213) 988-2212
San Diego Fwy at Victory Blvd.

AEA • ALLIANCE • ALPHA • AMECO • AMPHENOL • ARRL • ASTRON
• AVANTI • BENCHER • BERK • TEK • BIRD • B&W • CALLBOOK • CDE
• COLLINS • CUBIC • CURTIS • CUSHCRAFT • DAIWA • DATONG

• DENTRON • DRAKE • DX ENGINEERING • EIMAC • HUSTLER
• HY-GAIN • ICOM • J.W. MILLER • KENWOOD • KLM • LARSÉN
• LUNAR • METZ • MFJ • MICRO • LOG • MINI • PRODUCTS

• MIRAGE • NYE • PALOMAR • ROBOT • ROHN • SHURE • SWAN
• TELEX • TELREX • TEMPO • TEN-TEC • TRISTAO • VOCOM
• YAESU and many more!

Prices, specifications, descriptions subject to change without notice. Calif. residents please add sales tax.

**SERVING HAMS
BETTER.**
North... south... east... west.

Bob Ferrero, W6RJ
Jim Rafferty, N6RJ
other well known hams
give you courteous,
personalized
service.



**HAM
RADIO
OUTLET**

Preampifiers



The famous Palomar Engineers preamplifier has been updated and packaged in an attractive new cabinet.

For the SWL there is the P-305 (9-v DC powered) and the P-308 (115-v AC powered) featuring full shortwave coverage, selection of two antennas, 20 db attenuator, 15 db gain control and on-off-bypass switch.



For transceivers, the P-310X (115-v AC powered) and the P-312X (12-v DC powered) feature automatic bypass on transmit, adjustable delay for return to receive, and 350 watt transmit capability.

All models have these features:

- Up to 20 db gain.
- Covers 1.8 to 54 MHz in four bands.
- Low noise figure.
- Reduces image and spurious response.
- 8" x 5" x 3". Brushed aluminum control panel. Black vinyl cover.
- SO-239 connectors.
- LED pilot.

Order direct or from your favorite dealer. Model P-305 Receiver Pre-amplifier for 9-v DC \$99.95. Model P-308 for 115-v AC \$109.95. Transceiver Pre-amplifier Model P-310X \$129.95. Model P-312X \$129.95. Add \$3 shipping/handling. Calif. residents add sales tax.



Don't wait any longer to pull out weak, rare DX.

Send for FREE catalog describing the Preampifiers and our complete line of Noise Bridges, SWR Meters, Toroids, Baluns, Tuners, VLF Converters, Loop Antennas and Keyers.

Palomar Engineers

1924-F West Mission Rd.
Escondido, CA 92025
Phone: (619) 747-3343

When it comes to

QSL's...



it's the
ONLY BOOK!

US or Foreign Listings

1983 callbooks NOW READY!

Here they are! The latest editions of the world-famous Radio Amateur Callbook are available now. The U.S. edition features over 400,000 listings, with over 75,000 changes from last year. The Foreign edition has over 370,000 listings, over 50,000 changes. Each book lists calls and the address information you need to send QSL's. Special features include call changes, census of amateur licenses, world-wide QSL bureaus, prefixes of the world, international postal rates, and much more. Place your order for the new 1983 Radio Amateur Callbooks, available now.

	Each	Shipping	Total
<input type="checkbox"/> US Callbook	\$19.95	\$3.05	\$23.00
<input type="checkbox"/> Foreign Callbook	\$18.95	\$3.05	\$22.00

Order both books at the same time for \$41.95 including shipping.

Order from your dealer or directly from the publisher. All direct orders add shipping charge. Foreign residents add \$4.55 for shipping. Illinois residents add 5% sales tax.



SPECIAL OFFER!

Amateur Radio
Emblem Patch
only \$2.50 postpaid

Pegasus on blue field, red lettering. 3" wide x 3" high. Great on Jackets and caps.

ORDER TODAY!

-61

RADIO AMATEUR
callbook INC.



Dept. B
925 Sherwood Drive
Lake Bluff, IL 60044, USA

INFO

Manuscripts

Contributions in the form of manuscripts with drawings and/or photographs are welcome and will be considered for possible publication. We can assume no responsibility for loss or damage to any material. Please enclose a stamped, self-addressed envelope with each submission. Payment for the use of any unsolicited material will be made upon acceptance. All contributions should be directed to the 73 editorial offices. "How to Write for 73" guidelines are available upon request.

Editorial Offices:

Pine Street
Peterborough NH 03458
Phone: 603-924-9471

Advertising Offices:

Elm Street
Peterborough NH 03458
Phone: 603-924-7138

Circulation Offices:

Elm Street
Peterborough NH 03458
Phone: 603-924-9471

Subscription Rates

In the United States and Possessions:
One Year (12 issues) \$25.00
Two Years (24 issues) \$38.00
Three Years (36 issues) \$53.00

Elsewhere:

Canada and Mexico—\$27.97/1 year only, U.S. funds. Foreign surface mail—\$44.97/1 year only, U.S. funds drawn on U.S. bank. Foreign air mail—please inquire.

To subscribe, renew or change an address:

Write to 73, Subscription Department, PO Box 931, Farmingdale NY 11737. For renewals and changes of address, include the address label from your most recent issue of 73. For gift subscriptions, include your name and address as well as those of gift recipients.

Subscription problem or question:

Write to 73, Subscription Department, PO Box 931, Farmingdale NY 11737. Please include an address label.

73: Amateur Radio's Technical Journal (ISSN 0098-9010) is published monthly by 73, Inc., a subsidiary of Wayne Green, Inc., 80 Pine Street, Peterborough NH 03458. Second class postage paid at Peterborough NH 03458 and at additional mailing offices. Entire contents copyright © 1982, Wayne Green, Inc. All rights reserved. No part of this publication may be reprinted or otherwise reproduced without written permission from the publisher. Microfilm Edition—University Microfilm, Ann Arbor MI 48106. Postmaster: Send address changes to 73, Subscription Services, PO Box 931, Farmingdale NY 11737.


ANNOUNCING PRIVATE PATCH II

STONE TO PULSE SIMPLEX INTERCONNECT


AT LAST...Professional quality interconnect at an *affordable* price! Imagine the convenience of having your own private, commercial quality mobile telephone in your car. And without the hassles of shared systems. Put your base FM transceiver to work while on the road. Our *ultra state of the art* digitally processed audio scheme (Patent pending) *totally* eliminates the continuous train of squelch tails which has kept you away from sampling interconnects. Our nonsampling approach has additional benefits: 1. Interface to your transceiver is the MOST SIMPLE EVER. Connects only to microphone and speaker jacks! NO INTERNAL CONNECTIONS OR MODIFICATIONS REQUIRED! 15 minutes typical installation time. 2. Works with ANY FM transceiver. (T/R speed is not critical.) 3. Operates through any repeater or simplex without use of tone equipment. Imagine having TOTAL access to your own home phone from 100 miles away! Our *busy channel ringback inhibit logic* prevents "accidental" interference to a QSO in progress when a phone call is received. This feature will keep you out of hot water with co-channel users! Discover for yourself what high quality simplex interconnect sounds like. Call us, and listen to actual "on the air" tapes of this incomparable interconnect product.

STANDARD FEATURES

- Compatible with either rotary or tone exchanges
- 16 Digit buffer memory — dial as fast as you want
- 3201 tone decoder chip
- High quality glass circuit board
- CW identification



**QUALITY AND ENGINEERING...
THAT YOU CAN DEPEND ON!!**



- Five digit user programmable sequential access code — 60,000 code combinations
- Sophisticated toll restrict — restricts any quantity of leading digits
- Both accessing and dialing are compatible with speed dialing equipment
- Operates superb through repeaters — no special tone equipment required
- Three/six minute "time out" timer is resettable from mobile four CW ID warnings during last minute
- Ringback (reverse patch) pages you once with CW ID — answer when convenient with your access code
- Busy channel ringback inhibit logic — prevents accidental interference to QSO in progress
- Most easily interfaced autopatch on the market
- Positive control logic
- Fully digital timing — there are *no* timing adjustments! assures quick easy set-up
- Touch tone™ digits and strobe pulse available on DIP socket
- Modular phone jack and cord
- Self contained 115 VAC supply (230 VAC 50/60 cycle export model available)

PRIVATE PATCH II \$475

NOW REDUCED

PRIVATE PATCH I \$399

HAS MOST OPERATIONAL FEATURES
OF PRIVATE PATCH II — BUT IS FOR
USE ONLY ON DTMF EXCHANGES

AND OF COURSE:

**ONE YEAR WARRANTY
14 DAY RETURN PRIVILEGE
UNMATCHED CUSTOMER SERVICE**



SEND OR CALL FOR BROCHURES
INQUIRE ABOUT COMMERCIAL MODELS

DEALERSHIPS INVITED

✓130

Connect Systems

Formerly Auto Connect

P.O. BOX 4155
TORRANCE, CA 90510
PHONE (213) 540-1053

W2NSD/1 NEVER SAY DIE

editorial by Wayne Green



SABAH!

One of the reasons I got into publishing a ham magazine had to do with a rather serious character flaw on my part, one which dictated that whenever I found something really fun to do I was not satisfied until I shared my fun with others. Thus, when I found out what a blast playing with ham RTTY was, I just couldn't be satisfied until I got others to share my fun and enthusiasm. This got me started publishing a RTTY newsletter and gradually brought me to my present situation with 73 and some other magazines, mostly for enthusiasts.


Well, I'm in a tiny country called Sabah and you really should be here to be sharing my fun with me. The capital city is Kota Kinabalu, which few people have ever heard of. Much to my surprise, I arrived here from Brunei and found a surprisingly large city. The biggest hotel, the Hyatt, is 14 floors high; unlike in America, it has a 13th floor. Being not far from the equator, it is hot during the middle of the day. That's a nice time for a nap or to sit around a swimming pool writing postcards to those of less adventurous spirit.

Hassan 9M6MA met Sherry and me at the airport and drove us into town to the Hyatt. Later, he picked us up and drove us to his house, which is built on stilts over the water. Hassan expected me to be surprised, but I merely felt at home. When I was a teenager, my folks had a summer house built on stilts out near Floyd Bennet Airport in Brooklyn. We reached the house by walking over about a quarter mile of boardwalk; it was perhaps three feet wide and six feet over the mud flats and a couple of feet above the high tides. Some of the full moon tides would bring water

up to the boardwalk. And I'll never forget the hurricane of 1938 when the extra high tides and storm washed away most of the boardwalks and some of the houses. We lost a dock and our rowboat, and my family just barely made it across the narrow walk as the storm hit. They had to use sticks to keep from being swept off the long walk. I missed out on that drama, being busy at home listening to 20 meters and the unusual propagation which the storm brought. No, Hassan's house wasn't a bit strange for me. We were joined by Ian 9M6MH, Mohamed 9M6MO, and his brother Ali, an SWL. We had quite an interesting little hamfest. None of them is really a DXer and they would prefer, as would most of the hams in rare spots around the world, to be able to get on the air and talk with people. They want, like every other person to

whom English is a second language, to have a chance to improve their English. They'd like to get to know their fellow hams, yet every time they get on the air they are hounded by hams who "need" their remote country and have little respect for the interests of the DX operator. Many hams get very nasty if deprived of their "right" to a new country. This is the bane of most hams in rare spots and often drives them off the air. As long as we hams continue to support the ARRL Honor Roll, I'm afraid that this is going to be a problem. It isn't DXCC that's doing it, just the Honor Roll. Dare we call it a Dishonor Roll and anger the dozens of poor souls who have decided to devote their lives to keeping on top of this blight? What a waste of lives which might otherwise be productive.

A year ago, I wrote an editorial



QSL OF THE MONTH

This month's winning QSL from Roger Schultz NG6P is the result of a family effort. Roger's XYL, Diane, designed and stitched the original needlepoint for the card. Her work then was reproduced with a clarity that permits you to count the stitches, giving the impression of depth to the QSL card. The variety of stitches she used keeps the eye busy, and the border surrounding the design gives the card definition that many other cards lack.

To enter 73's QSL of the Month Contest, put your QSL card in an envelope with your choice of a book from 73's Radio Bookshop, and send it to 73, Pine Street, Peterborough NH 03458. Attn: QSL of the Month. Entries without an envelope or book choice will not be considered.

telling you that I was going to be going to Asia and asking you to come along. Well, you sure goofed this time. You not only missed out on consumer electronics shows in Tokyo, Taipei, Seoul, and Hong Kong, but also you missed a great ham convention in Bangkok, with about 150 hams coming in from all over the world, plus interesting visits to weird places such as Sarawak, Brunei, and Sabah. These places are really off the tourist trails, and yet they are each different and fascinating. Sarawak has but one active ham. What a spot for a DXpedition, eh? Well, there was one here recently which knocked off 10,000 contacts and still didn't cut down the pileups. I think you could DXpedition once a year for a week or so to Sarawak and be kept very busy. One of the main topics of discussion in Sarawak during my visit was a 25-foot crocodile which has been eating people. They'd flown in a medicine man to try to catch this bugger. . . somewhere up the Sarawak River. No, I didn't go for a swim in the river, which went right by our hotel.

There not being much of a tourist trade, there are very few stores aimed at tourists. There are hundreds upon hundreds of stores selling things for the local people, plus huge markets. I wandered around one bazaar and saw perhaps fifty stalls selling shoes. There were another fifty selling fruits, an acre or two selling vegetables, and so on. I can't tell you about all these things; you're just going to have to break loose and come with me on one of these trips and see everything for yourself. Oh, I've been taking slides by the hundreds, but even that can't really come close to an actual visit.

Kota Kinabalu is so far out in the sticks that neither McDonald's nor Kentucky Fried Chicken have found the place! Now, that's remote! Oh, they do have a McDonald's-like fast food store which serves hamburgers, fried chicken, sundaes, and even breakfasts. The prices are about the same as in the US.

These Asian tours are surprisingly inexpensive. Commerce Tours has been arranging them for several years and they have them down pat. They take you to the best of hotels. They include most of the breakfasts and a lot of dinners. If you eat only what is provided on the tour, you will put

Watt's new...on 2 meters?



All mode (FM/SSB/CW) 25 watts, plus...!!!

TR-9130

The TR-9130 is a powerful, yet compact, 25 watt FM/USB/LSB/CW transceiver providing increased versatility of operation on the two meter band. It features six memories, memory scan, memory back-up capability, automatic band scan, all-mode squelch, CW semi break-in, and incorporates microprocessor technology. It is available with a 16-key autopatch UP/DOWN microphone (MC-46), or a basic UP/DOWN microphone.

TR-9130 FEATURES:

- **25 Watts RF output**
All modes (FM/SSB/CW), utilize a new high power linear module, for more reliable FM operation and increased DX on SSB or CW.
- **FM/USB/LSB/CW all mode operation**
For added convenience in all modes of operation, the mode switch, in combination with the digital step (DS) switch, determines the size (100 Hz, 1 kHz, 5 kHz, 10 kHz) of the tuning step, and the number of digits displayed.
- **Six memories**
On FM, memories 1 through 5 for simplex or ± 600 kHz offset, with the OFFSET switch. Memory 6 for non-standard offset. All six memories may be operated simplex, any mode.
- **Memory scan**
Scans memories in which data is stored. Stops on busy channels.
- **Internal battery memory back-up**
With 9 volt Ni-Cd battery installed, (not KENWOOD supplied), memories will be retained approximately 24 hours, adequate for the typical move from base to mobile. A terminal is provided on the rear panel for connecting an external back-up supply.

- **Automatic band scan**
Scans within whole 1 MHz segments (i.e., 144.0-144.999 MHz), for improved scanning efficiency.
- **Dual digital VFO's**
Incorporates two built-in digital VFO's, selected through use of the A/B switch, and individually tuned.
- **Transmit frequency tuning for OSCAR operations**
On SSB or CW, the tuning knob or UP/DOWN buttons on the microphone may be used to adjust the transmit frequency during transmission.
- **16-key autopatch UP/DOWN microphone version**
The TR-9130 is available with the MC-46 16-key autopatch UP/DOWN microphone, or with the basic UP/DOWN microphone. Manual UP/DOWN scan of entire band possible using either microphone.
- **Squelch circuit on all modes (FM/SSB/CW)**
The squelch circuit is effective on SSB, CW, and FM.
- **Repeater reverse switch**
For checking signals on the repeater input, on FM.
- **Tone switch**
For activating a tone device, (not KENWOOD supplied).
- **CW semi break-in circuit with sidetone**
Built-in, for convenience in CW operations.
- **Digital display with green LED's**
- **High performance receive-transmit design**
The use of a low-noise dual-gate MOSFET plus two monolithic crystal filters in the receiver front-end results in excellent two signal characteristics. Care in transmitter design assures clean signals in all modes.
- **Compact size and light weight**
170 (6-11/16) W x 68 (2-11/16) H x 241 (9-1/2) D mm (inch), 2.4 kg (5.3 lbs.) weight.

- **Extended frequency range**
Covers 143.9 to 148.9999 MHz, which includes certain MARS and CAP frequencies.
- **Transmit offset switch**
- **High performance noise blanker**
Suppresses pulse-type noise on SSB and CW.
- **RF gain control**
For all modes of operation.
- **RIT (Receiver Incremental Tuning) circuit**
Useful during SSB/CW operations.
- **Amplified AGC**
Enhances SSB and CW operation. The AGC time constant is automatically optimized for each mode of operation.
- **HI/LOW power switch**
Selects 25 or 5 watts RF output on FM or CW.
- **Accessory terminal**
A four pin accessory terminal is provided for use with a linear amplifier or other accessory.
- **Quick release mounting bracket (Supplied)**
More information on the TR-9130 is available from all authorized dealers of Trio-Kenwood Communications 1111 West Walnut Street, Compton, California 90220.


...pacesetter in amateur radio

Accessories:

- KPS-7 Fixed station power supply.
- TK-1 AC adapter for memory back-up.

Specifications and prices are subject to change without notice or obligation.

STAFF

PUBLISHER/EDITOR
Wayne Green W2NSD/1

EXECUTIVE VICE PRESIDENT
Sherry Smythe

ASSISTANT PUBLISHER/EDITOR
Jeff DeTray WB8BTH

MANAGING EDITOR
John Burnett

ASST. MANAGING EDITOR
Susan Philbrick

EDITORIAL ASSISTANTS
Nancy Noyd
Richard Phenix
Steve Jewett

TECHNICAL EDITOR
Avery L. Jenkins WB8JLG

ASSISTANT TO THE PRESIDENT
Matthew Smith KA1IEI

ASSOCIATES
Robert Baker WB2GFE
John Edwards K1ZU
Bill Gosney KE7C
Sanger Green
Chod Harris VP2ML
Dr. Marc Leavey WA3AJR
J. H. Nelson
Bill Pasternak WA6ITF
Peter Stark K2OAW

PRODUCTION MANAGER/PUBLICATIONS
Nancy Salmon

ASST. PRODUCTION MANAGER/PUBLICATIONS
Michael Murphy

ADVERTISING GRAPHICS MANAGERS
Scott W. Philbrick
Fiona Davies
Bruce Hedin
Jane Preston

PROMOTION COORDINATOR
Christine Deslrempes

PRODUCTION

Frances Benton
Linda Drew
Denzel Dyer
Michael Ford
Phil Geraci
Donna Hartwell
Kim Nadeau
Olanne K. Ritson
Anne Rocchio
Mary Seaver
Deborah Stone
Theresa Verville
Judl Wimberly
David Wozmak
Karen Wozmak

PHOTOGRAPHY

Thomas Villeneuve
Sandra Dukette
Laurie Jennison
Irene Vail
Robert M. Villeneuve

TYPESETTING

Sara Bedell
Marie Barker
Melody Bedell
Michele DesRochers
Jennifer Fay
Lynn Haines
Linda Locke
Nancy Wilson-Newman
Debbie Nutting
Karen Stewart

GENERAL MANAGER
Debra Wetherbee

CONTROLLER
Roger J. Murphy

ACCOUNTING MANAGER
Knud Ketter KV4GG/1

CIRCULATION MANAGER
Patricia Ferrante
603-924-9471

BULK SALES MANAGER
Ginnie Boudrieau
1-800-343-0728

ADVERTISING
603-924-7138

Jim Gray W1XU, Mgr.
Nancy Clampa, Asst. Mgr.
Ross Kenyon KA1GAV
Cornelia Taylor

on weight. The electronics shows are one of the best opportunities for you to find some little product to import and get your own mail-order business going. Or, if you are in the electronics business, this is a way to find an Asian partner to do some of your manufacturing for you. More and more firms, even smaller ones, have an Asian "plant" which is helping with circuit boards. Just one connection on a trip like this will pay for the trip several times over. The cost of the tour for the last three years has been around \$2,500... which includes all airfares, first-class hotels, and a lot of the meals. That's one of the best tour bargains I've seen.

After the organized part of the tour, you can add some extra countries on at surprisingly little extra cost. The tour ended with the Hong Kong Electronics

LONG-DELAYED ECHOES

A former Los Alamos National Laboratory scientist has been honored by the Soviet Academy of Sciences for his explanation of long-delayed radio echoes. Robert W. Freyman received the Commemorative Medal of the Polar Geophysical Institute, the first time the Institute had honored anyone from outside the Soviet Union, according to the Oct. 7 issue of *Machine Design*.

Three- to 30-second delayed echoes of radio signals have been observed since 1927, and Freyman conducted a series of experiments aimed at solving the riddle of these echoes. He believes the signals are delayed because they are caught up in ducts of plasma in the solar wind surrounding the Earth. The wind blends with the Earth's magnetic field some 45,000 miles above the surface.

Radio-wave ducts in the blended plasma often stream toward the sun. Freyman says. "If radio signals encounter a duct, they are transported into space. They bounce back when the duct collapses, thus accounting for the delay."

The Soviets duplicated and confirmed Freyman's research. His work had special significance for the Soviets because they have pursued intensive investigations of long-delayed echoes since a 1979 multinational experiment produced the phenomenon over Soviet territory.—Thanks to reader Jacques M. Percourt F2YS/W2, Millbrook NY.


Show, but from there we went on to visit Singapore, Kuching, Bangkok, Bandar Seri Begawan, Kota Kinabalu, and Manila, all for about \$500 extra in airfare. There is going to be a big

celebration in Brunei in a bit over a year when the country goes independent. The VS5 calls will change to a new prefix

Continued on page 108

Well . . . I Can Dream, Can't I?

by Bandel Linn K4PP



"We heard you have a ham radio outfit on board, so we're going out of the way to a rare island from which nobody has ever broadcast!"

More Transceiver

Contest or rare DX – the world is waiting to hear from a new breed of HF operators who'll have the power of a microcomputer at their instant command. The Heath SS-9000 signals a new era in Amateur Radio, full of exciting promise. Challenge. And opportunity...



MORE WORLD HORIZONS

In the SS-9000, we met a major design goal: *provide the highest-tech, most versatile transceiver possible.* Our objective? Nothing less than setting the pace for transceiver performance in the next decade. And transforming the state-of-the-art in amateur telecommunications potential.

As a microprocessor-based, fully-synthesized nine band Transceiver, your SS-9000 leads the new revolution in computer-enhanced hamshacks – with an array of applications yet to be

discovered. At your command under direct or RS-232 control, it could break all known records for station performance.

MORE MICRO CONTROL

Harness the SS-9000 to a video terminal, ASCII teletype or home computer. Commands are available to select, display and change all 27 operating and memory frequencies, assign and toggle T/R/Tr status on the dual readout, and freely manipulate the three stored frequencies on each band, with full diagnostic error-prompting.


Keyboard command also allows you to set and switch the band, mode, passband shift, baud and scan rates, plus switch to one of five antennas automatically.

MORE POWER AS A PAIR

The PS-9000 AC Power Supply has an in-cabinet speaker and two digital 12 or 24-hour clocks.

Both units benefit from thermal and over-current protection with high VSWR cutback. Test-prove the assembled System 9000. Get a hands-on tryout at your nearby Heathkit Electronic Center.*

MORE DETAILS IN CATALOG



FREE! For complete details and specs, get a copy of the latest Heathkit catalog. Write: Heath Company, Dept. 011-984, Benton Harbor, MI 49022.

✓ 303

There's more for the Ham at Heath

*Units of Veritechnology Electronics Corporation in the U.S., a subsidiary of Zenith Radio Corp.



Heathkit
Heath
Company

Unleash the TS-900

A rig like this deserves more room than 2 meters can give. Get on HF (including WARC bands) with this transverter.

After using my new TS-900 for a few months, I realized that with the exception of its dedicated 2-meter coverage, it had all the features found in the best HF transceivers. It seemed wasteful to keep it caged on 2 meters when all I needed was a transverter for operation on one of the HF bands. At about this same time, the three new WARC bands were announced and this furthered my desire to put the TS-900 on HF.

After considerable research on the subject of synthesizers and conversion techniques, I managed to design a transverter that

is a definite engineering overkill. This box will take any switch-selected 1-MHz band from 0 to 30 MHz and upconvert it for receive to the 144-to-145-MHz range. In the transmit mode, the 2-meter transmit signal is translated down to the exact frequency as on receive.

Since I already had a 100-Watt broadband amplifier, I designed the unit for 5 Watts output. This is only 2 S-units below that of the popular 200-Watt PEP input transceivers and is certainly plenty of power for many contacts. If you want more power, I recommend either the 100-Watt-output transistor amplifier described in

the ARRL *Handbook* or the unit described in Motorola's Engineering Bulletin EB63 (this is what I used).

What Can You Use It For?

With this transverter, I can operate anywhere in the HF range, transmit or receive, all modes. Unfortunately, the transmit output drops off below 1 MHz, but I don't need to talk to WCBS anyway. The transverter works with any multi-mode transceiver in the 10-Watt class and has a built-in attenuator to handle the full transmitter output power. There is a bypass relay to permit instantaneous operation on either HF or 2 me-

ters without any cable switching. This also provides an OSCAR mode of operation that automatically switches between 2-meter transmit and 10-meter receive.

Since my TS-900 has FM capability, I have made extensive use of the transverter on 10-meter FM. The dual-vfo feature makes selection of any repeater offset possible. I have also made many contacts on 10-meter AM. Of course, I can operate CW and SSB on any of the 160- through 10-meter bands and listen to plenty of activity on commercial frequencies in between. It is also great for MARS and CAP frequencies that are outside the normal overlap coverage of HF transceivers. If you are interested in BCB DX, the 100-Hz readout and super sensitivity are ideal. There is also plenty of interesting VLF activity in the 50-to-200-kHz region, including the 1750-meter band.

Construction

The design uses readily-available components. Most are available from 73 advertisers and my old faithful parts store, Radio Shack. The design has been successfully duplicated by 5 other locals and has worked every time. Total

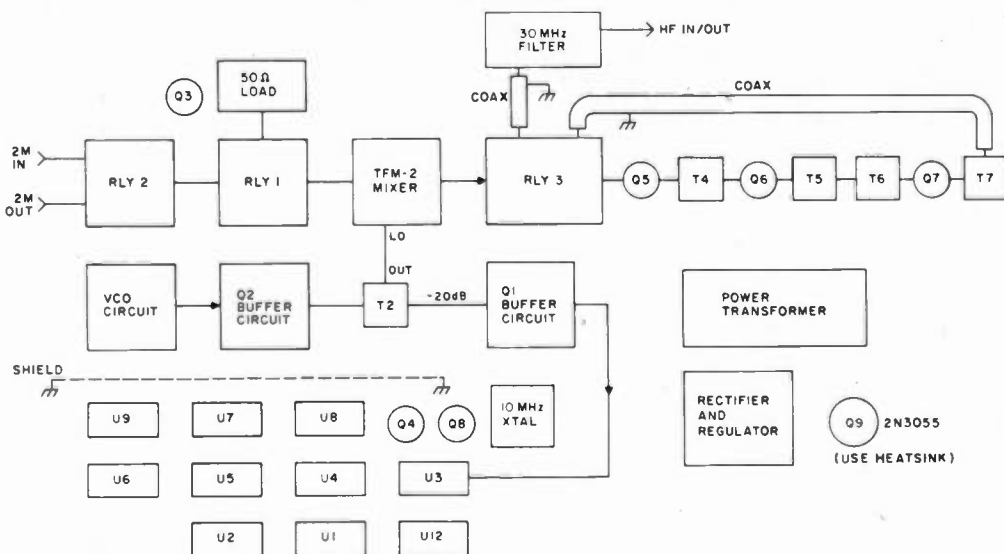


Fig. 1. Suggested layout of the HF transverter for 2-meter multi-modes.

cost with new parts should be under \$150.

I didn't use a PCB layout since I was only building one unit, although the layout could be put on a PCB. If anyone is interested in such a project, I would be happy to give some recommendations on a layout.

My unit was built using the "dead-bug" technique and point-to-point wiring. ICs are mounted upside down on the copper side of a sheet of single-sided PCB, and all interconnections between ICs use #30 insulated bus wire. Where possible, components such as disc bypass capacitors are used as tie-points; one lead is soldered directly to the ground plane and the other, free end, supports other common circuit parts. To keep digital noise down, a 1000-pF disc is soldered to the Vcc lead of each IC. This connection along with direct soldering of the ground lead of each IC serves to secure the ICs.

I used a sheet of 8" x 11" PCB that also serves as the top cover for an 8" x 11" aluminum chassis. This provides excellent shielding and is really not an unattractive method. Fig. 1 shows a layout of various sections and critical components of the transverter. Fig. 2 provides details on winding the various transmission line transformers used in the transverter.

Theory of Operation

Fig. 3 shows the block diagram of the transverter. The key to the versatility of the unit is the synthesizer. It covers 115 to 144 MHz in 1-MHz steps and drives the bilateral mixer at about +7 dBm. As an example of the conversion scheme, to cover 17 to 18 MHz by tuning from 144 to 145 MHz, the synthesizer outputs a signal at 127 MHz (144 - 127 = 17).

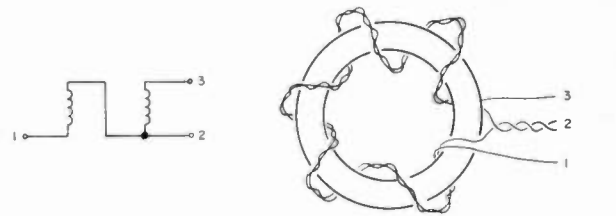
I chose to upconvert in 1-MHz segments and re-

strict the 2-meter coverage to the 144-to-145-MHz range for two reasons. It greatly simplifies the synthesizer design and also eliminates any problems in reading the frequencies on the transceiver dial. You simply ignore the 144 reading and mentally replace it with the MHz reading on the transverter thumbwheel dials. The other digits are the same.

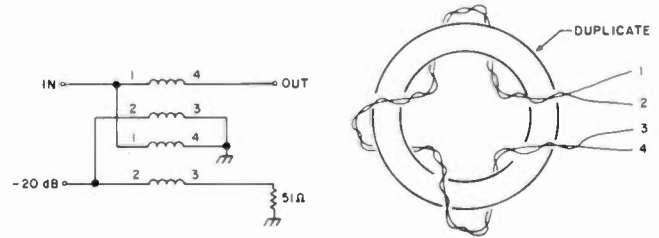
Using the above example, 17.2366 MHz would read 144.2366 on the transceiver. A second benefit to tuning the 144-to-145-MHz range is that there are fewer strong repeaters operating there that might feed through the converter. However, this is not a serious problem since the design has over 80 dB of suppression of such signals.

In the receive mode, incoming signals pass through the transmit relay through a 30-MHz low-pass filter. They are mixed with the signal from the synthesizer in the balanced mixer. The output of the mixer at 2 meters passes through the T-R relay attenuator circuit and transverter bypass relay to the 2-meter transceiver. The overall loss through the converter is about 7 dB, so the typical 0.25- μ V sensitivity of a multi-mode will be 0.5 μ V on HF. This makes for a very sensitive HF receiver that can hear anything that the best HF transceiver can hear.

The scheme used for up-conversion results in an



Transformer	Turns	Core Material	Wire Size
T1	4	F-50	#28
T3	4	F-50	#28
T4	4	F-50	#28
T5	5	F-87	#26
T6	5	F-87	#26
T7	5	F-125	#24



Transformer	Turns	Core Material	Wire Size
T2	4	F-50	#28

Only one winding shown for clarity. Second winding is connected to first as indicated below.

Function	1st Winding	2nd Winding
Input	1	1
-20 dB	2	2
Ground	3	4
Output	4	no connection
51 Ω	no connection	3

Fig. 2. Coil-winding specifications. All cores are mix Q1 from Palomar Engineers, Box 455, Escondido CA 92025. All windings are made with two pairs of wire twisted five crests per inch.

overall receiver that is free from spurious responses without the need for elaborate multi-pole front-end filters. All of the newer-generation commercial and amateur equipment uses some form of VHF i-f range to eliminate problems with hard-to-suppress mixing

products. This design has no spurious responses anywhere that can't be easily attenuated by the 30-MHz low-pass filter.

When the 2-meter transverter is keyed, the input from its external relay contacts activates two relays in the transverter. The first

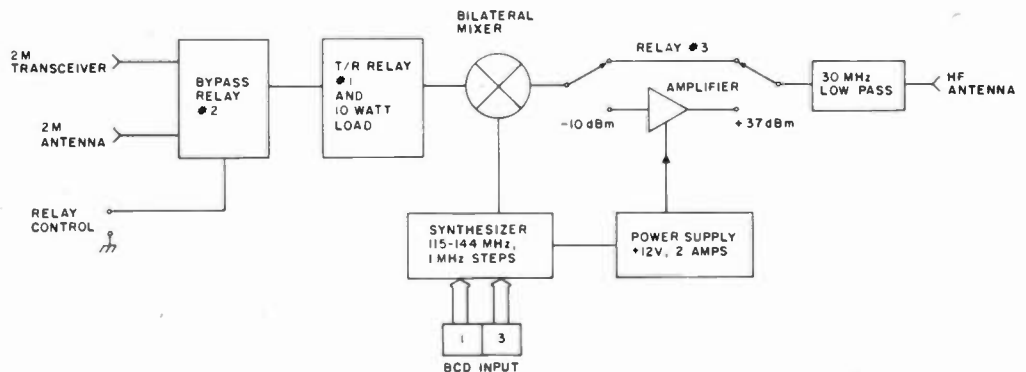


Fig. 3. HF transverter block diagram.

relay switches the 2-meter input into a 10-Watt load and also allows the mixer to sample a small portion of this signal for mixing with the synthesizer signal. The other relay switches the input/output of the mixer to the power amplifier chain. The output of the mixer is about -10 dBm PEP. This is amplified to the 5-Watt level by 3 broadband amplifiers in the power amplifier. Other than the 30-MHz filter, no low-pass filters are

used for transmit since harmonics are at least -30 dBc and I felt that at this power level this was more than enough.

OSCAR Mode

In this mode, the 2-meter transceiver is automatically bypassed to the 2-meter antenna whenever the transceiver is keyed. The dual-vfo feature of most multi-modes makes OSCAR operation extremely simple. The only disadvantage is that

you cannot monitor your own signals, but I have never found this to be a serious disadvantage.

Options

If you don't want or need transmit capability, you can delete the associated relays and power amplifier circuits. The 30-MHz low-pass filter should connect directly from the HF antenna to the mixer. If you delete the 2-meter transfer relay and load, make sure you

don't ever key the 2-meter transceiver while connected, or the mixer will be damaged. With the power amplifier eliminated, you can use a much smaller and cheaper power transformer — see parts list for details.

Circuit Operation

Fig. 4 shows the schematic of the transverter. At first glance, the circuit may look complicated, but it is really quite simple and straightforward. The voltage con-

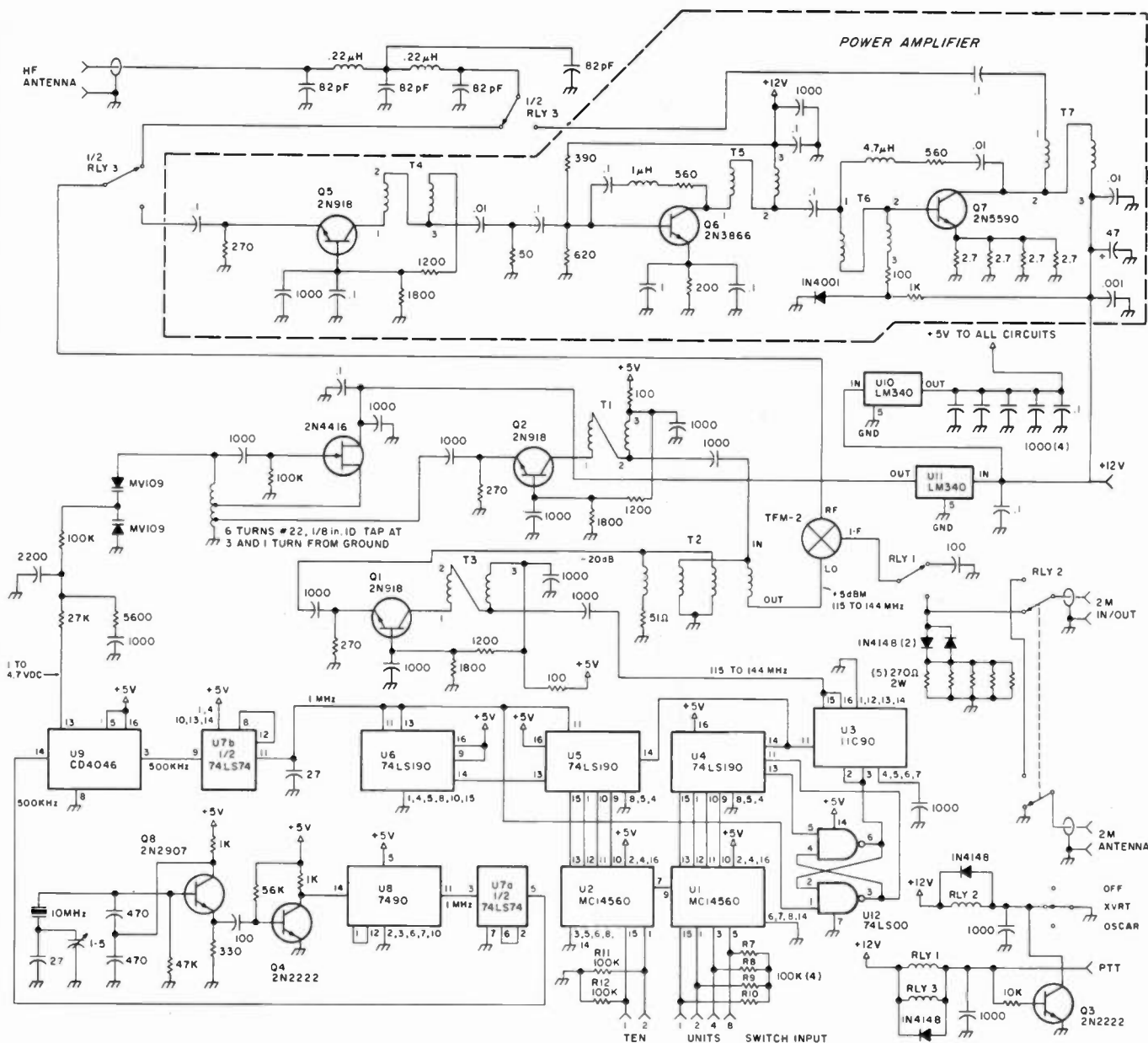


Fig. 4. HF transverter schematic diagram. All resistors 1/4-Watt, 10%, specified in Ohms unless otherwise noted. All capacitors are in pF, disc ceramic, 50-volt minimum unless noted. Pull-up resistors on BCD inputs are connected to ground or +5 volts, depending on use of positive or negative switch logic. Relay 1—Radio Shack 275-003; relays 2 and 3—275-214.

The inside story on TEN-TEC's CORSAIR.

All solid-state broadband design.

All 9 HF bands—160-10M. All bands ready to go.

Full output at 100% duty cycle, all bands, any mode, even RTTY and SSTV.

Triple Conversion Receiver with switchable RF Preamp. for sensitivity of 0.25 μ V on all bands with dynamic range of 90 dB or better. 3rd order intercept +15 dBm.

Variable Bandwidth plus Pass-band Tuning.

Narrow the bandwidth or move the passband anywhere in 2.4 kHz bandwidth. Standard 12 pole filter; optional filter converts to 16 pole performance.

Dual-range, triple-mode, Offset Tuning receiver, transmitter, or both— ± 1 kHz or ± 4 kHz.

Variable Notch Filter—adjustable frequency, better than 50 dB depth.

Speech Processor—clipper/compressor design with up to 10 dB processing.


Fast/Slow AGC to suit conditions.

Adjustable ALC for maximum power without distortion.

WWV Reception 10 MHz band.

Headphone Attenuator to enhance signal-to-noise ratio.

Variable Threshold Noise Blanker



5-Function Meter—monitors collector current, processor level, peak forward power on voice and cw, SWR, and signal strength.

LED Status Indicators show when RF amp. is on, Processor on, ALC, and Offset.

6-Digit Readout—with LSI true frequency counter, accurate on both sidebands.

Electret Polarizing Voltage at Mic. Jack.

Full or Semi Break-in for cw.

CW Signal Spotter—easier to use, just match tones instead of zerobeat.

High Articulation Keying—3.5 msec rise-decay time.

Complete Interfacing for accessories—separate rec. ant., QSK linear, separate VFO, keyer, speaker, ant. relay, RTTY, Phone Patch, remote band switching.

Less than 2% audio distortion—compression loaded bottom mounted speaker.

13V dc design—for easy mobile operation.

Made in the USA—fully warranted for 1 year, final transistors for 5 years, pro rata. Backed by reliable American service.

Full accessory line: Remote VFO, Power Supplies, Microphones, Keyers, Antennas and Tuners, SSB and CW Filters.

CORSAIR—a new level of achievement in amateur radio design, with every feature for effortless, effective operation. Try CORSAIR at your TEN-TEC dealer—you'll discover what easy operating is all about. And what a remarkable value CORSAIR represents.

See your TEN-TEC dealer or write for full information.

TEN-TEC, INC.
SEVIERVILLE, TENNESSEE 37862

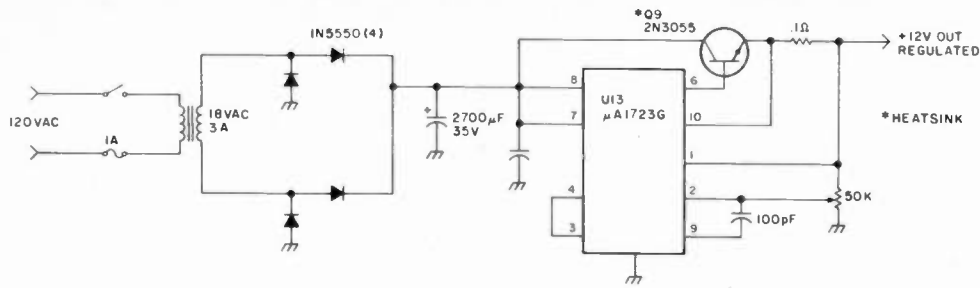


Fig. 5. Regulated +12-volt supply. Power transformer is Radio Shack 273-1514. For receive-only, substitute 273-1515.

trolled oscillator (vco) tunes from 114 to 145 MHz with a 1-to-4.8-V-dc control voltage. There are two common-base isolation amplifiers—one feeds the vco to the balanced mixer and the other, coupled through a 20-dB coupler, buffers the output to the divider chain. Since the desired frequency steps are in 1-MHz increments, the 10-MHz crystal-controlled reference is divided by 10 to produce 1 MHz for one input of the CD4046 frequency/phase detector. The other input of

the CD4046 comes from the output of the divider chain that produces 1 MHz when the loop is locked. The phase detector output is filtered and frequency-compensated to deliver a dc control to the vco.

As an example of the divider operation, for a synthesizer frequency of 115 MHz, which corresponds to a range of 29-30 MHz, the thumbwheels are set to 29. The two MC14560 ICs (U1 and U2) are adders that add a constant 66 to the values produced by the thumb-

wheel input. This sets the first 74LS190 upcounter (U4) to 95. The second 74LS190 (U5) is hard-wired to divide by 8 so the resulting divide ratio is 895 (read left to right). Since this is an upcounter divider, the actual divide ratio is 115: $(100 - 89) + (10 - 5)$. I used upcounters instead of downcounters due to the "backwards" relationship of thumbwheel setting to synthesizer frequency and to simplify design of the adders.

The 11C90 divider IC actually divides by 11 for a portion of the rf input period and by 10 for the remainder. Its operation is controlled by the 74LS00 and the output of the first 74L190 dividers.

The phase detector actually operates at 500 kHz, but since both the 1-MHz reference and the variable divider output have identical divide-by-2 circuits, the vco is stepped in 1-MHz increments. I had to operate the CD4046 phase detector at 500 kHz since 1 MHz was too high in frequency for reliable operation with a 5-volt supply. Also notice that the reference frequency is divided from a 10-MHz crystal. This was done for stability reasons since any error or drift at 10 MHz is multiplied by a factor of 14. This also gives reduced noise output of the synthesizer since noise of the reference is multiplied by a smaller amount than with a 1-MHz crystal. A conventional regulated +12-volt

supply (Fig. 5) powers the power amplifier and 5-volt regulator for the logic. The circuit is capable of 3 Amps and can be simplified if transmit operation is not needed.

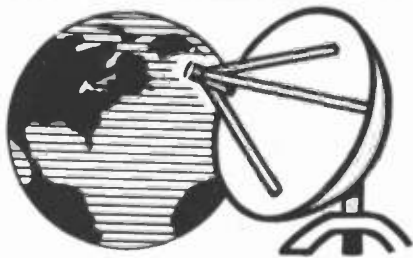
I would recommend using a smaller power transformer, as shown in the parts list, and replacing the 723 regulator and 2N3055 regulator by a simple 3-terminal +12-volt regulator. This will be more than adequate to power the remaining circuitry. Note that for receive-only operation you don't really need RLY 1, and if you don't mind disconnecting cables, you also can eliminate the 2-meter bypass relay, RLY 2, and all associated circuitry.

The 5-Watt power amplifier chain is a collection of various circuits that I've used in the past and I don't take any credit for designing them. There is little that can go wrong if normal rf construction practices are followed. Be sure to use short leads on all components, and keep inputs and outputs separated and physically in a straight line. Refer to Fig. 2 for details on winding the broadband transformers. Also note that the 2N5590 final transistors will require some form of small heat sink attached to the mounting screw. I used a 3" x 3" square of .060" aluminum mounted on the underside of the PCB used for the power amplifier chain.

Putting It on the Air

After all the circuits have been wired and checked out and are working, the best way to tell what kind of a job you did is to put it on the air. The only adjustment is to adjust the vco coil for about 4.8 V dc when set to 00 MHz (144 MHz actual).

If you run into any unsolvable problems, drop me a line with an SASE and I will try to help. ■



SATELLITE TELEVISION SYSTEMS

WE WILL NOT BE UNDERSOLD!!

Complete Systems, Antennas,
Receivers, LNA's & Accessories
CALL US TODAY!

812-238-1456

hoosier electronics

"Nation's Largest Total Communications Distributor"
P.O. BOX 3300 • TERRE HAUTE, INDIANA 47803

SELECT YOUR FAVORITE FEATURE



Yes, the CT2100 has the features you want – and built-in, too! The CT2100 has been designed by the RTTY people at HAL for optimum operator convenience. No “hidden” keyboard controls to remember – it’s all on the front panel, arranged for serious operators. Why settle for a compromise or imitation when you can have the CT2100? Compare feature for feature; you’ll find that the CT2100 offers the most performance and flexibility for your dollar.

- Send or receive ASCII, Baudot, or Morse code
- RTTY and Morse demodulators are built-in
- RTTY speeds of 45, 50, 74, 100, 110, 300, 600, and 1200 baud – ASCII or Baudot
- Four RTTY modems: “high tones”, “low tones”, “103 Modem tones”, and “202 Modem tones”
- Three shifts for high and low tones (170, 425, and 850 Hz)
- Crystal-synthesized transmit tones
- Send and receive Morse code at 1 to 100 wpm
- Characters displayed on 24 line screen
- Choose either 36 or 72 characters per line
- 2 pages of 72 character lines or 4 pages of 36 character lines
- Split-screen for pretyping transmit text
- Audio, current loop, or RS232 data I/O
- Printers available for hard-copy of all 3 codes
- On-screen RTTY tuning bar plus LED indicators
- ALL ASCII control characters; half or full duplex
- Brag-tape storage of 8-256 character messages in MSG2100 EPROM option
- Two programmable HERE IS messages

Write or call for more details. See the CT2100, KB2100, Printer, and Video Monitor at your favorite HAL dealer.



HAL COMMUNICATIONS CORP.

BOX 365

URBANA, ILLINOIS 61801

217-367-7373

345

PERFECT ANTENNA?

FOR
10-15-20 METERS

- VERTICAL
- OMNI-GAIN
- HALFWAVE
- END FED
- NO RADIALS
- NO REFLECTED POWER
- BROADBAND
- FIXED OR PORTABLE
- REMOTE TUNING
- 2 KW PEP
- UPS SHIPPABLE

R3

R3 may be the perfect antenna for condominiums, apartments, small lots or any limited space situation. It is a great antenna for hams who are concerned about neat appearance and maximum performance.

R3's self supporting radiator is only 21ft-6.4m high x 1ft .304m wide at the base. Assembly is quick and easy for portable, marine, field day, DX-peditions, or fixed installations. It is complete with remote tuner.

AVAILABLE THROUGH
DEALERS WORLDWIDE



THE ANTENNA COMPANY
P.O. Box 4680
Manchester, NH 03108 USA
TELEX 953050

✓ 106

FLEXI-BILITY



AEA once again breaks new ground in the code communications field with the new model MBA-RC reader/code converter. The MBA-RC decodes Morse, Baudot or ASCII signals off the air and displays them on a large 32 character alphanumeric vacuum fluorescent display. In addition, it will output Morse code for keying your transmitter. It will also generate RTTY (Baudot or ASCII AFSK two tone output. (170 or 850 Hz shifts.) Any of the acceptable input codes can be converted to any of the specified output codes (any speed to any speed). If you have any of the common Baudot RTTY terminals as an example, you can now send and receive Morse and ASCII with your keyboard and printer. You can even generate ASCII or BAUDOT RTTY using your Morse hand key or memory keyer.

Get the details. Write for our free product catalogue or better yet, see your favorite dealer.

Prices and Specifications subject to change without notice or obligation.
Software ©copyright by AEA.

ADVANCED ELECTRONIC
APPLICATIONS, INC.
P.O. Box C-2160,
Lynnwood, WA 98036
(206) 775-7373
Telex: 152571 AEA INTL

AEA Brings you the Breakthrough!

hy-gain

ANTENNA ROTATORS

for your peace of mind.

Determine the total wind-load area of your antenna(s), plus any antenna additions or upgrading you expect to do. Now, select the matching rotator model from the capacity chart below. If in doubt, choose the model with the next higher capacity. You'll not only buy a rotator, you'll buy peace of mind.

ROTATOR MODEL	ANTENNA WIND-LOAD CAPACITY	
	MOUNTED INSIDE TOWER	WITH STANDARD LOWER MAST ADAPTER
AR22XL or AR40	3.0 sq. ft. (.28 sq. m)	1.5 sq. ft. (.14 sq. m)
CD45 II	8.5 sq. ft. (.79 sq. m)	5.0 sq. ft. (.46 sq. m)
HAM IV	15.0 sq. ft. (1.4 sq. m)	N/A
T?X	20.0 sq. ft. (1.9 sq. m)	N/A
HDR300	25.0 sq. ft. (2.3 sq. m)	N/A

For HF antennas with booms over 26' (8 m) use HDR300 or our industrial R3501.



Full details at better Amateur dealers or write:

TELEX hy-gain

TELEX COMMUNICATIONS, INC.

9500 Alcorn Ave. Ste. J Minneapolis, MN 55420 U.S.A.
Europe: La Bourdonnais - Office 711 Centre Antoine Lavoisier - 92103 La Briche-Mexic - France

hy-gain®

TOWER OF STRENGTH



Rugged Hy-Gain antenna crank-up towers are made as no others. All steel construction and galvanizing after welding meets ASTM material standards. Giant welding fixtures assure straight and true alignment of tower sections for close tolerance crank-up guide systems. Diamond web bracing, 2.5 times the strength of ordinary "W" bracing, adds strength where tower sections meet. Open-end tubular steel legs are galvanized inside and out and permit unrestricted moisture drainage. It all adds up to long lasting, massive tower strength for antenna loads of up to 16 sq. ft. at 60 mph.

		Tower Sections	Height Extended	Height Retracted	Width at Base	Antenna Windload Limit	Weight
SELF-SUPPORTING	HG-52SS	3	52 ft. 15.8 m	21 ft. 6.4 m	16.44 in. 417.6 mm	9.5 sq. ft.-50 mph .88 sq. m-80 km/h	455 lbs. 206 kg
	HG-37SS	2	37 ft. 11.3 m	20.5 ft. 6.2 m	13.75 in. 349.3 mm	9.5 sq. ft.-50 mph .88 sq. m-80 km/h	265 lbs. 120 kg
	HG-54HD	3	54 ft. 16.5 m	21.5 ft. 6.6 m	19.53 in. 496.1 mm	16 sq. ft.-60 mph 1.5 sq. m-96 km/h	575 lbs. 261 kg
	HG-70HD	4	70 ft. 21.3 m	21.5 ft. 6.6 m	22.63 in. 574.7 mm	16 sq. ft.-60 mph 1.5 sq. m-96 km/h	1100 lbs. 499 kg
SIDE-SUPPORTED	HG-33MT2	4	33 ft. 10.1 m	11.5 ft. 3.5 m	13.75 in. 349.3 mm	8.5 sq. ft.-50 mph .79 sq. m-80 km/h	210 lbs. 95 kg
	HG-50MT2	3	50 ft. 15.2 m	21 ft. 6.4 m	11.5 in. 292.1 mm	6.0 sq. ft.-50 mph .56 sq. m-80 km/h	290 lbs. 132 kg
	HG-35MT2	2	35 ft. 10.7 m	20.5 ft. 6.2 m	9.25 in. 235 mm	9.5 sq. ft.-50 mph .88 sq. m-80 km/h	187 lbs. 85 kg



SELF-SUPPORTING CRANK-UP TOWERS

Require no guying and conform to EIA, Uniform Building Code and Los Angeles license 1095. Complete with hinged base, installation steelwork, pre-drilled rotator plate and manual winch.



SIDE-SUPPORTED CRANK-UP TOWERS

Require no guying when side supported. Complete with base plate, roof bracket and top-mounted rotator plate.

OPTIONAL TOWER ACCESSORIES

Electric winch/Remote control • Mast • Thrust bearing
• Coax arms • Rotators.

FREE FREIGHT


Order any Hy-Gain tower from your dealer for factory shipment direct to you. Hy-Gain will pay the freight on the tower and all of our antennas, rotators and accessories ordered for shipment at the same time. This offer is limited to within the 48 contiguous United States.

TELEX *hy-gain*

TELEX COMMUNICATIONS, INC.

9600 Aldrich Ave. So., Minneapolis, MN 55420 U.S.A.
Europe Le Bonaparte-Office 711, Centre Affaires Paris-Nord, 93153 Le Blanc-Mesnil, France

You've got to get a Santelec to get it right!



Compare Santelec to anything you like, and you'll see — you've got to get a Santelec to get: ■ memory channels which store standard repeater offsets for instant recall ■ less than 10 ma drain in receive to conserve power while you're monitoring ■ extremely wide power options of 0.1 W, 1.0 W or even 3.5 W for varying conditions ■ an accurate 24 hour clock for instant reference ■ and a full two year extended service plan which no one else will match.

When you get a Santelec, you also get: ■ the widest frequency range of any handheld ■ odd offsets other than ± 600 kHz ■ variable step sizes in bandscan ■ a 500 ma battery with charger ■ a full six digit back-lighted LCD display for full frequency readout plus the memory channel number ■ the easiest keyboard entry of any handheld ■ eight modes of scan, search, manual control and open scan ■ the ability to change batteries without losing memory data ■ easily programmable bandscan ■ a frequency lock switch on the keyboard ■ an automatic low battery indicator ■ and much more.

FEATURE	SANTEC ST-144	YAESU FT-208	KENWOOD TR-2500
Size (mm)	68 x 170 x 47	61 x 168 x 49	66 x 168 x 40
Weight with Batt.	600 gm	720 gm	540 gm
Readout	LCD (full 6 digits)	LCD (4 digits)	LCD (4 digits)
Memory Channels	10	10	10
Memory of Offsets	YES	NO	NO
Memory Backup	YES, Capacitance	Yes, Lithium Batt.	Yes, Lithium Batt.
Scan (mem. & band)	YES	Yes	Yes
Search Mode	YES	NO	NO
Step Size	5-100 kHz	5 or 10 kHz only	Any 5kHz multiple
Battery	Quick Change Pack 500 ma-hr, 9.6 V	Quick Change Pack 450 ma-hr, 10.8 V	Slide-on Pack 400 ma-hr, 8.4 V
Frequency Coverage	142-148.995 Tx (149.995 optional) 142-149.995 Rx	143.5-148.495 Tx/Rx	143.9-148.995 Tx/Rx
Power (max)	3.5 W High 1.0 W Med. 0.1 W Low	2.5 W High	2.5 W High
Priority	YES (in Mem Scan)	Yes (Priority Ch.)	NO
Click	YES	NO	NO
Computer Current	YES (10 ma)	NO (20 ma)	NO (27 ma)
Display	6 Digits + Mem. #	4 Digits + Mem. #	4 Digits + Mem. #

New! Affordable Price! See your Authorized Santelec Dealer for details.

Competitors' specifications were obtained from published specifications sheets, and they are subject to change without notification to Santelec or Encomm, Inc.

Shown with optional SM-3 speaker microphone.



Accessories for Santelec Handheld Radios

- clockwise from upper left:
- Leather Case (ST-C)
- Base Charger & Power Supply (ST-5BC)
- Remote Speaker (MS-5S)
- Mobile Charger (ST-MC)
- Speaker Microphone (SM-3)

The ST-144 μ P is approved under FCC Part 15.



©1992, Encomm, Inc.
2000 Avenue G, Suite 800, Plano, Texas 75074
Phone (214) 423-0024 • TX 79 4783 ENCOMM DAL
Repairs, Parts & Service available

Export orders invited

All stated specifications are subject to change without notice or obligation

Please send me more information about:

The ST-144 μ P
 Authorized SANTELEC Dealers

NAME _____ CALL _____

ADDRESS _____

CITY _____ STATE _____ ZIP _____

YOU MAY SEND A DUPLICATE OF THIS FORM.



HI ZOOT* DOWNCONVERTER

\$149.95

API ELECTRONICS
P.O. Box 4532
Las Vegas, Nevada 89106
(702) 386-7029



2300 MHz Amateur Downconverter ✓213
Unequaled in performance at any price.

- 55+ db system gain.
- Special image rejection circuitry gives additional 3 db improvement over other designs.
- Unique temperature compensation circuit gives high stability.
- Highly sensitive for very weak signal reception.
- Tunes 2000 to 2500 MHz.
- 120° low noise amplifier in front end.
- Complete with power supply, cables and mast mount.

*Hi Zoot = total absolute ultimate performance.

Put Your Computer "On-The-Air"



The Interface™

Sugg. Price \$189.95

Your personal computer becomes a complete CW/RTTY/ASCII send and receive terminal with The Interface linking it to your transceiver.

If you own an Apple II or Apple II Plus, Atari 400 or 800, TRS-80 Color Computer, or VIC-20, The Interface will put your computer "On-The-Air".

Software for each system features split screen display, buffered keyboard, status display, and message ports. Attach any Centronics compatible printer for hard copy. Software is available, on diskette for the Apple and program boards for the others, at an additional cost.

Apple diskette	Atari board	VIC-20 board	TRS-80C board
\$29.95	\$49.95	\$49.95	\$59.95

See The Interface at your authorized Kantronics dealer, or contact:

Kantronics

(913) 842-7745 1202 E. 23rd Lawrence, Kansas 66044

HI-Q BALUN

- For dipoles, yagis, inverted vees & doublets
- Replaces center insulator
- Puts power in antenna
- Broadbanded 3-40 MHz
- Small, lightweight and weatherproof
- 1:1 Impedance ratio
- For full legal power and more
- Helps eliminate TVI
- With SO 239 connector



only \$12.95

HI-Q ANTENNA CENTER INSULATOR



Small, rugged, lightweight, weatherproof. Replaces center insulator. Handles full legal power and more.

\$6.95 With SO 239 connector

HI-Q ANTENNA END INSULATORS



Rugged, lightweight, injection molded of top quality material, with high dielectric qualities and excellent weatherability. End insulators are constructed in a spiral unending fashion to permit winding of loading coils or partial winding for tuned traps.

- May be used for
- Guy wire strain insulators
- End or center insulators for antennas
- Construction of antenna loading coils or multiband traps

\$4.95

DIPOLES

MODEL	BANDS	LENGTH	PRICE WITH HI-Q BALUN	WITH HI-Q CENTER INSULATOR
D-80	80,75	130	\$31.95	\$27.95
D-40	40,15	66	28.95	24.95
D-20	20	33	27.95	23.95
D-15	15	22	26.95	22.95
D-10	10	16	25.95	21.95

Shortened dipoles

SD-80	80,75	90	35.95	31.95
SD-40	40	45	32.95	28.95

Parallel dipoles

PD-8010	80,40,20,10,15	130	43.95	39.95
PD-4010	40,20,10,15	66	37.95	33.95
PD-8040	80,40,15	130	39.95	35.95
PD-4020	40,20,15	66	33.95	29.95

Dipole shorteners only, same as included in SD models

S-80	80,75	\$11.95 pr
S-40	40	\$10.95 pr

All antennas are complete with a HI-Q Balun or HI-Q Antenna Center Insulator, No. 14 antenna wire, ceramic insulators, 100 nylon antenna support rope (SD models only 50) rated for full legal power. Antennas may be used as an Inverted V and may also be used by MARS or SWLs.

Antenna accessories—available with antenna orders
Nylon guy rope 450# test 100 feet \$4.49
Ceramic (Dogbone Type) antenna insulators \$1.50 pr
SO-239 coax connectors .55

All prices are postpaid USA 48
Available at your favorite dealer or order direct from

Van Gorden Engineering Dealer Inquiries Invited

BOX 21305 B, SOUTH EUCLID, OHIO 44121

Four-Tone Audio Oscillator: A Potent Troubleshooter

For any test that requires a tone, this oscillator does the job. It can also be computer-controlled.

Howard F. Batie W7BBX
12002 Cheviot Drive
Herndon VA 22070

The versatile four-tone audio sine-wave oscillator described here can be used to test originate/answer modems, to generate RTTY tones, for two-tone testing of SSB transmitters, for analyzing audio filters and discriminators, and for many other audio applications. Its TTL-compatible controls even allow it to operate under software control by virtually any

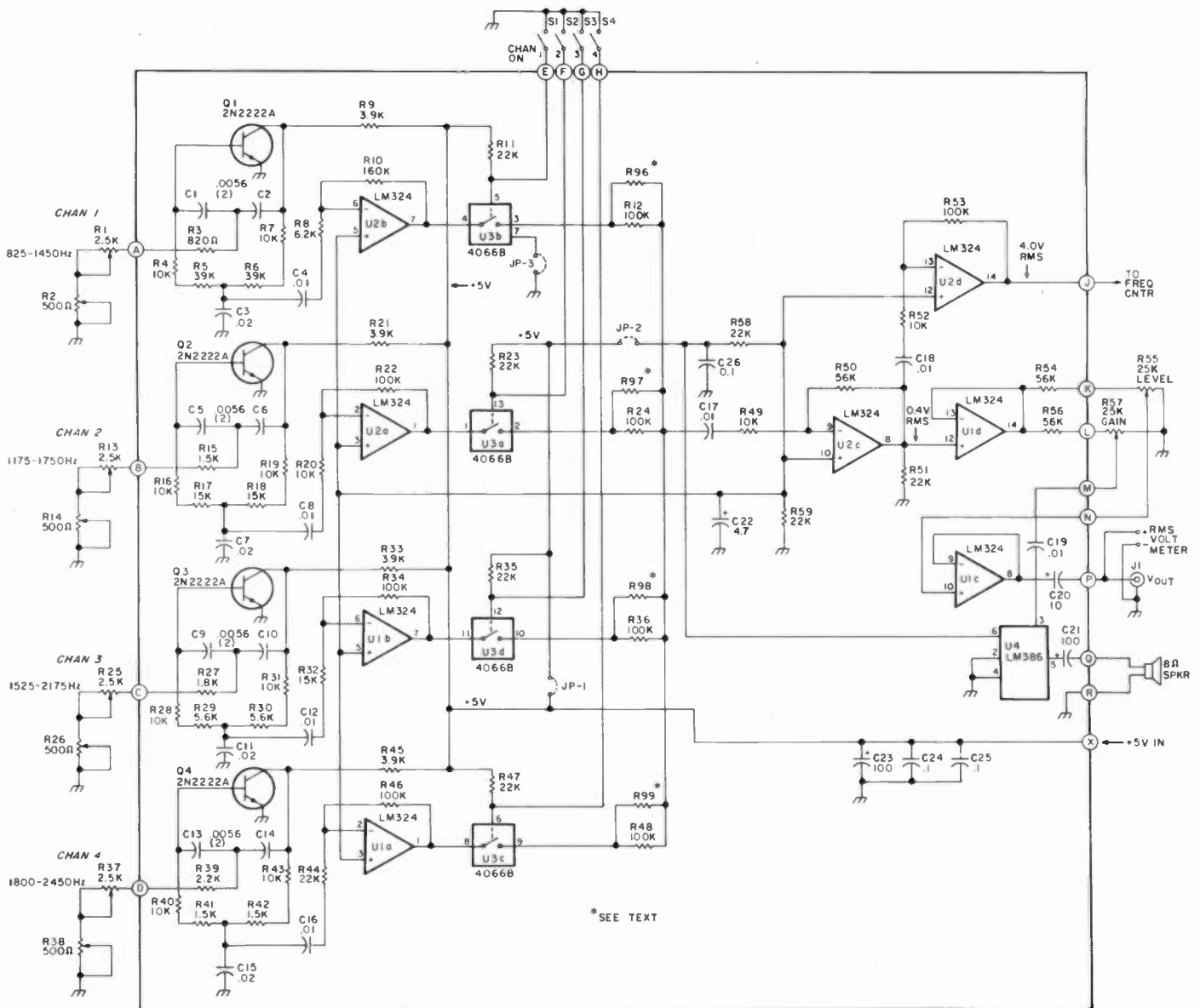


Fig. 1. Oscillator PC board schematic. (©1981, HFB Enterprises)

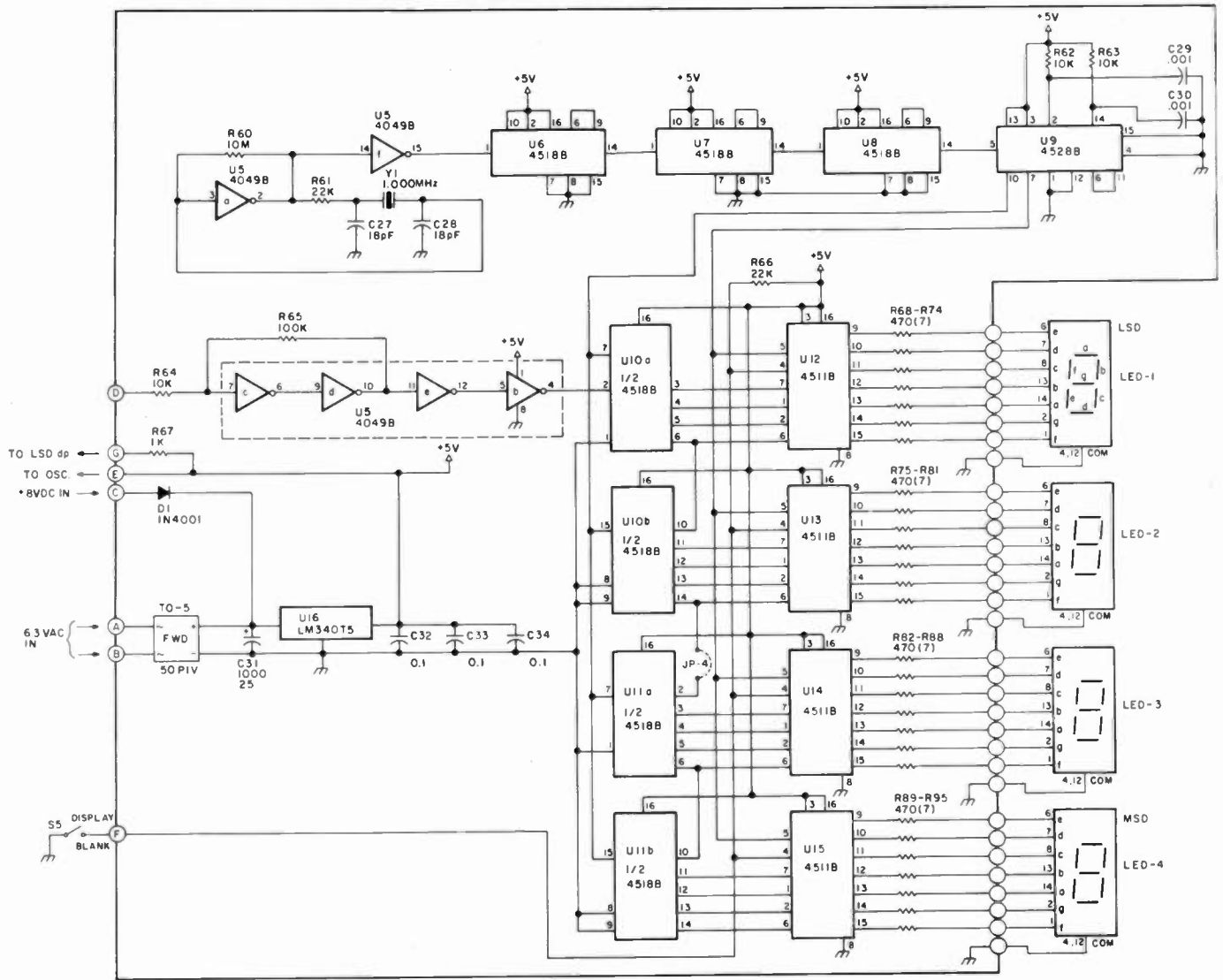


Fig. 2. Frequency counter PC board schematic. (©1981, HFB Enterprises)

computer. Also featured is an integral, direct-reading, 4-digit frequency counter with on-board regulated supply and an on-board audio amplifier. Individual signal-output level and audio-volume controls are provided, and the output signal can supply more than

1 volt rms to a 50-Ohm resistive load.

Low-power CMOS digital integrated circuits and operational amplifiers are used to keep current consumption to a minimum. The four-tone oscillator and frequency counter each are

assembled on a 3" × 4" printed circuit board. About 300 mA is required from a 9-15-volt-dc supply

when the frequency counter display is on; provisions also are included to blank the display to reduce cur-

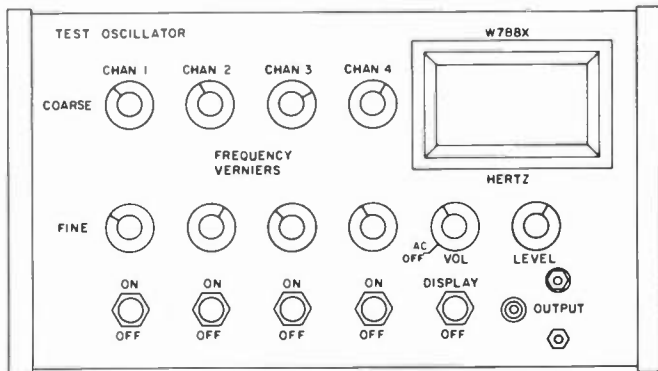


Fig. 3. Front-panel layout.

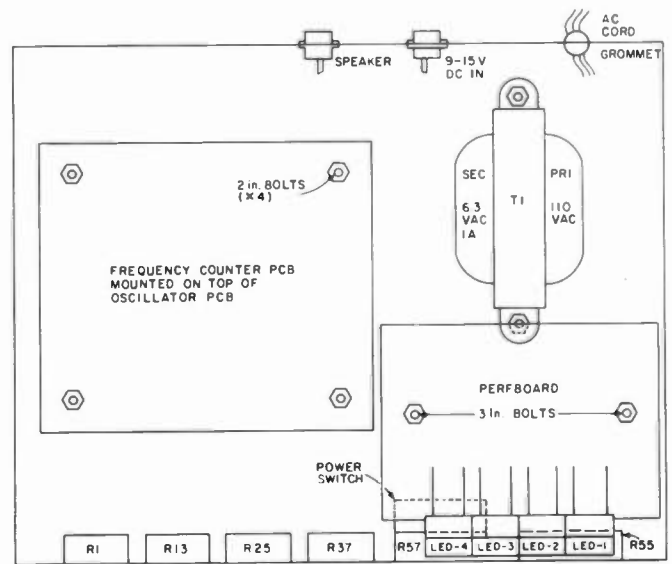


Fig. 4. Chassis layout.

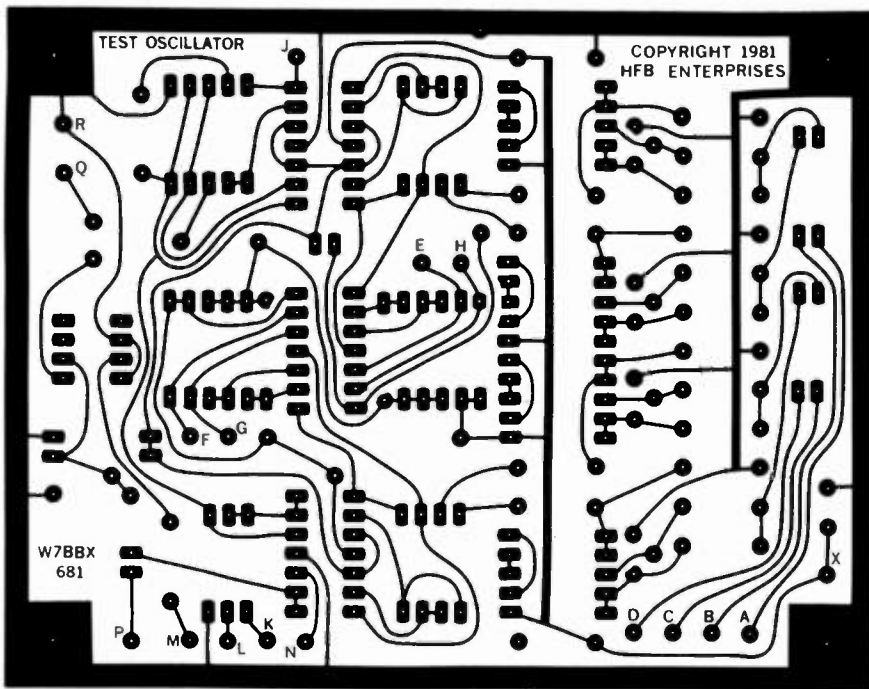


Fig. 5. Oscillator PC board.

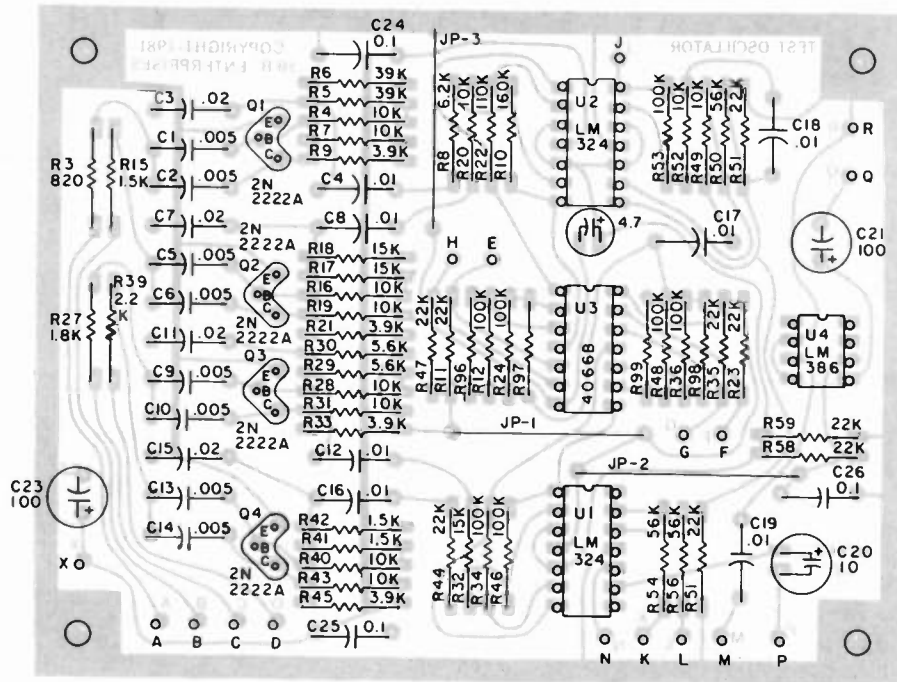


Fig. 6. Oscillator board component layout.

rent requirements to about 40 mA when operating from a battery.

Sine-Wave Oscillators

Four continuously-running twin-tee oscillators (Q1-Q4) generate the sine-wave audio signals. The frequency of oscillation of Q1 is determined by C1-C3 and R1-R7; by comparing these values with the Q2-Q4 oscil-

lators, you can see how changing only resistors R4-R7 alters the center frequency of oscillation. The value of R3 will determine the amount of variation around the center frequency permitted by the coarse- and fine-frequency vernier controls, R1 and R2.

The output of the twin-tee oscillator is taken from the top of C3 and capaci-

tively coupled by C4 to buffer/amplifier U2b. Gain of this amplifier is determined by the ratio of R10 divided by R8. The gain of each of the four buffer/amplifiers is slightly different to accommodate the amplitude drop of the twin-tee oscillators as frequency decreases. Therefore, with the component values shown, pins 1 and 7 of both U1 and U2

will furnish approximately the same output amplitude. The outputs of the four buffer/amplifiers are fed to individual CMOS analog switches (U3). When the control pin 5 of U3b is high (logic 1), pins 3 and 4 are effectively tied together; however, when pin 5 is taken low (logic 0), pins 3 and 4 are effectively open. The resistance between pins 3 and 4 is about 300 Ohms when pin 5 is high, and several hundred megohms when pin 5 is grounded.

With a logic 1 signal on the control pin, either analog or digital signals may be passed through the gate; furthermore, because the gate is bidirectional (effectively only a resistance), either pin 3 or 4 may be used as the input and the other as the output. Each of the four sections of U3 is individually controlled by S1-S4. If desired, S1-S4 may be replaced with a quad latch which can be driven from a computer parallel output port.

The four outputs from the solid-state switch, U3, are then resistively mixed by R12, R24, R36, and R48 and capacitively coupled by C17 to an audio mixer, U2c. The amplitude of each of the four signal lines is equalized by placing an appropriate value resistor (R96-R99) in parallel with R12, R24, R36, or R48. The gain of mixer U2c is set by the ratio of R50 divided by R49. With the components shown, pin 8 of U2c provides 1.08 volts rms to U1d, an isolation buffer with unity gain. U1d drives two output circuits, the audio amplifier, U4, and the output signal buffer, U1c.

The input to the audio amplifier is fed from a resistive voltage divider R56-R57. Neither value is critical; R56 could be replaced by a jumper wire or a 100k-Ohm resistor, and R57 can be any audio taper

Barry Electronics Corp.

WE SHIP WORLDWIDE

WORLD WIDE AMATEUR RADIO SINCE 1950

Your one source for all Radio Equipment!

COMMERCIAL RADIOS
stocked & serviced on
premises.

We Will Not Be Undersold Call:
212-925-7000

KITTY SAYS: WE ARE NOW OPEN 7 DAYS A WEEK.

Now open on SUNDAYS
Saturday & Sunday 10 to 4 PM
Monday-Friday 9 to 6:30 PM

Come to Barry's for the best buys in town. For
Orders Only Please Call: 1-800-221-2683.



Wherever I go, I take my Radio!




ICOM

IC-R70, IC-720A, IC-730, IC-740, IC-25A,
IC-251A, IC-2KL, IC-451A, IC-290H, IC-45A



YAESU

FT-ONE, FT-980R FT-102, FT-101ZD, FT-707, FT-230R,
FT-480R, FT-720RU, FT-290R, FRG-7700, FT-625RD




SUPER SALE ON ROBOT, CALL!



ROBOT Slow Scan TV 400 & 800

Color Conversion Kit
for Robot 400 . . . \$450

**POWER PACKET
VoCom Power
Amplifier &
5/8λHT Gain
Antennas IN STOCK**



**BIRD
Wattmeters &
Elements
In Stock**

**KANTRONICS
Mini-Reader, Field Day
Interface Code Tapes In Stock**



**EIMAC
3-500Z
572B, 6JS6C
12BY7A &
4-400A**

AEA 144 MHz
AEA 440 MHz
ANTENNAS



KDK-2030




**MIRAGE B-23, B-1016, B-108,
B-3016, C-22, C-106, D-24, D-1010**



**BENCHER PADDLES &
Vibroplex Keys In Stock!!**

**DRAKE TR-5, TR-7A, R-7A, L-7, L-15, Earth
Satellite Receiver ESR-24, THETA 9000E & 500,
Digital Multimeter Model #8550-\$95.00**



SMART PATCH

CES-Simplex Autopatch 510-SA Will Patch FM
Transceiver To Your Telephone. Great For
Telephone Calls From Mobile To Base. Simple
To Use - \$319.95.

**SANTEC
ST-144/UP
ST-440/UP**



**NEW IMPROVED
MURCH Model UT2000B**

Dentron Amplifiers, Tuners, Receivers Stocked:
Clipperton T, Clipperton L, GLA-1000B,
GLT-1000, Gallon, MLA-2500 2 Meter 1800
Watts Linear, MLX Mini Transceiver, The
Scout C.A.P. Transceiver, Horizon One
Transceiver, Station One CW Radio Station.
Write for specs, or call.

**DIGITAL
FREQUENCY
COUNTER**

Trionyx-
Model TR-1000
0-600 MHz
Digimax Model D-510 50 Hz-1GHz



**New TEN-TEC
Corsair In Stock**

Tri-Ex Towers
Hy-Gain Towers & Antennas,
and Rotors will be shipped
direct to you FREE of shipping cost.

**New York City's LARGEST STOCKING HAM DEALER
COMPLETE REPAIR LAB ON PREMISES**

MAIL ALL ORDERS TO BARRY ELECTRONICS CORP., 512 BROADWAY, NEW YORK CITY, NY 10012.

BARRY INTERNATIONAL TELEX 12-7670
TOP TRADES GIVEN ON YOUR USED EQUIPMENT
STORE HOURS: Monday-Friday 9 to 6:30 PM
(\$1.50 parking across the street)
Saturday & Sunday 10 to 4 PM (Free Parking)
AUTHORIZED DIST. MCKAY DYMEK FOR
SHORTWAVE ANTENNAS & RECEIVERS.

IRT/LEX-"Spring St. Station"
Subways: BMT-"Prince St. Station"
IND-"F" Train-Bwy. Station"

Bus: Broadway #6 to Spring St.

Clearance on our WW II
surplus inventory on
Washington's Birthday.

**"Aqui
Se Habla
Espanol"**

We Stock: AEA, ARRL, Alpha, Ameco, Antenna Specialists, Astatic, Astron, B & K, B & W, Bash, Bencher, Bird, Butternut, CDE, CES, Collins, Communications Spec. Connectors, Covercraft, Cubic (Swan), Cushcraft, Dalwa, Dentron, Digimax, Drake, ETO (Alpha), Eimac, Encom, Henry, Hustler (Newtronics), Hy-Gain, Icom, KLM, Kantronics, Larsen, MCM (Dalwa), MFJ, J.W. Miller, Mini-Products, Mirage, Newtronics, Nye Viking, Palomar, RF Products, Radio Amateur Callbook, Robot, Rockwell Collins, Saxton, Shure, Swan, Telax, Tempo, Ten-Tec, Tokyo Hi Power, Trionyx TUBES, W2AU, Waber, Wilson, Yaesu Ham and Commercial Radios Vocom, Vibroplex, Curtis, Tri-Ex, Wacom Duplexers, Repeaters, Phelps Dodge, Fanon Intercoms, Scanners, Crystals.

WE NOW STOCK COMMERCIAL COMMUNICATIONS SYSTEMS
DEALER INQUIRIES INVITED. PHONE IN YOUR ORDER & BE REIMBURSED.

Amateur Radio & Computer Courses Given On Our Premises, Call

Export Orders Shipped Immediately. TELEX 12-7670 ✓305

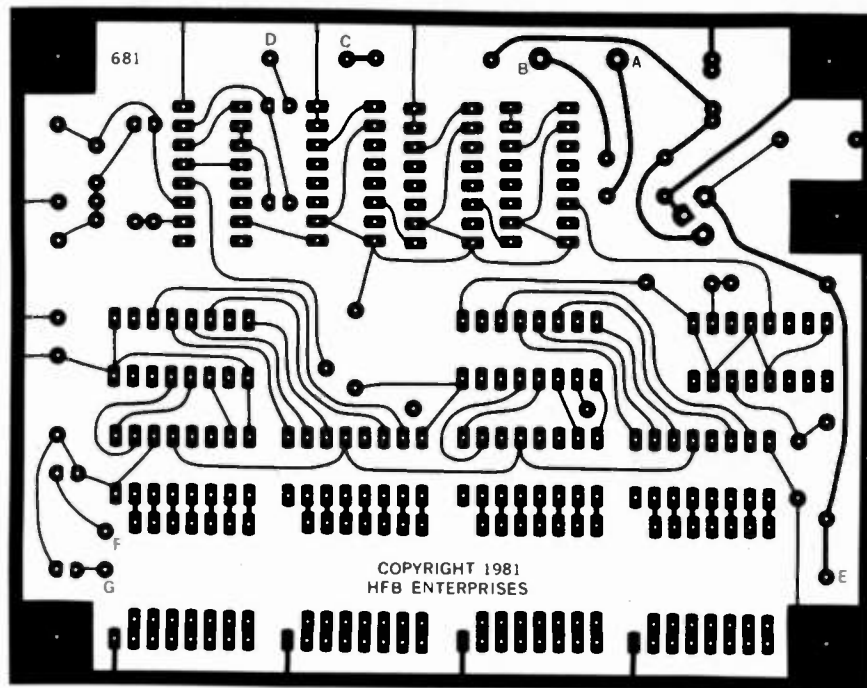


Fig. 7(a). Frequency counter PC board (top).

pot with a value of from 10k to 100k Ohms. R56 is included here only to limit the input level to U4 so that it is not accidentally overdriven. The output of U4 is coupled through C21 directly to an external speaker with an impedance of 8 Ohms or greater. For convenience, you may want to mount the speaker inside the test-oscillator cabinet.

The output test signal buffer, U1c, provides final isolation and can, with the components shown, provide a maximum output of 0.5 volts rms (no load), 0.43 volts rms to a 600-Ohm load, or 0.32 volts rms to a 50-Ohm resistive load. If required, additional output can be gained by reducing the value of R54.

In addition to driving U1d, the U2c audio is capacitively coupled through C18 to a separate buffer/amplifier, U2d. The gain of this section is purposely high both to ensure CMOS transition in the following stage and to clip the audio signal peaks to provide some preconditioning prior to being fed to the frequency counter input.

Frequency Counter

The audio signal from point J on the oscillator board is fed to point D on the frequency counter board (see Fig. 2). U5c and U5d form a Schmitt trigger whose output is further conditioned by the CMOS transition characteristics of U5e and U5b. The output of U5b is a digital stream of TTL/CMOS-compatible pulses with approximately a 50% duty cycle; the pulse repetition rate (digital "frequency") of the stream is the same as the analog frequency of the input to U5c.

A 1-MHz oscillator is formed by U5a and U5f. This signal is divided by 100 in each of U6, U7, and U8 to yield a 1-Hz gating signal for the frequency counter. The number of pulses in one second from U5b pin 4 is counted by U10 and U11, decoded by U12-U15, and displayed by LED1 through LED4. At the end of the 1-second counting interval, U9 resets the U10/U11 counters to zero while retaining the previous 1-second interval's count in the U12-U15 latches for a continuous, flicker-free dis-

play. Grounding point F will blank the display to conserve power. Point G of the frequency counter board is connected to the lower right-hand decimal point of the least significant LED display to serve as a power-on pilot light.

Power for the entire unit can be supplied either from the ac line or an external battery. Polarity protection diode D1 is included to prevent accidental damage caused by incorrectly connecting the battery. The +5-volt regulator, U16, provides power for both the frequency counter and, through point E of Fig. 2 to point X of Fig. 1, the oscillator board.

Construction

The four-tone oscillator of Fig. 1 is constructed on a 3" x 4" single-sided PC board, and the frequency counter of Fig. 2 is on a 3" x 4" double-sided board. A Ten-Tec MW-8 cabinet (8"W x 4 1/4"H x 6"D) was selected to allow enough panel room for the frequency verniers, control switches, and frequency counter display bezel. The front panel is shown in Fig.

3. The frequency counter PC board is mounted above the oscillator PC board on 2" bolts up through the chassis floor.

The oscillator PC board is installed first and wired to the panel controls. Don't make the hookup leads so short that you can't lift it off the bolts if required. At this point, you'll have two wires from the oscillator board unconnected, the +5-volt lead (X) and the audio input to the frequency counter (J). With a speaker connected to the rear jack, connect the wire from Point X to a 5-volt power supply and check the operation of each audio channel individually and for mixing of two or more channels. With an ac voltmeter connected to the front-panel terminal posts, check the output level at the center frequency of each of the four audio channels. If the mid-range voltage differs significantly, the channels with lower voltage can be raised to that of the highest-voltage channel by installing an appropriate value resistor at R96-R99.

Disconnect the power supply. Now wire the LED display for the frequency counter; I used a perfboard with 90°-angle IC sockets and color-coded wires soldered to the appropriate LED pins. The same color-code wire should be soldered to the same-numbered pin on each IC socket. Mount the LED display perfboard on 3" bolts so that the LED display is positioned in the center behind the bezel. Lastly, mount the frequency counter PC board on top of the oscillator board and connect to the LED display perfboard, transformer, and oscillator board.

Applications

The Radio Amateur's Handbook contains an excellent section on the test-

MFJ

ANTENNA TUNERS ¹⁶ MODELS

MFJ-941C 300 Watt Versa Tuner II

Has SWR/Wattmeter, Antenna Switch, Balun. Matches everything 1.8-30 MHz: dipoles, vees, random wires, verticals, mobile whips, beams, balanced lines, coax lines.



Ham Radio's most popular antenna tuner. Improved, too.

\$89⁹⁵
(+ \$4)

Fastest selling MFJ tuner . . . because it has the most wanted features at the best price.

Matches everything from 1.8-30MHz: dipoles, inverted vees, random wires, verticals, mobile whips, beams, balanced and coax lines.

Run up to 300 watts RF power output.

SWR and dual range wattmeter (300 & 30 watts full scale, forward/reflected power). Sensitive meter measures SWR to 5 watts.

Flexible antenna switch selects 2 coax lines, direct or through tuner, random wire/balanced line, or tuner bypass for dummy load.

12 position efficient airwound inductor for lower losses, more watts out.

Built-in 4:1 balun for balanced lines. 1000V capacitor spacing.


Works with all solid state or tube rigs.

Easy to use, anywhere. Measures 8x2x6", has

S0-239 connectors, 5-way binding posts, finished in eggshell white with walnut-grained sides.

4 Other 300W Models: MFJ-940B, \$79.95 (+ \$4), like 941C less balun. MFJ-945, \$79.95 (+ \$4), like 941C less antenna switch. MFJ-944, \$79.95 (+ \$4), like 945, less SWR/Wattmeter. MFJ-943, \$69.95 (+ \$4), like 944, less antenna switch. Optional mobile bracket for 941C, 940B, 945, 944, \$3.00.

MFJ-900 VERSA TUNER



MFJ-900
\$49⁹⁵
(+ \$4)

Matches coax, random wires 1.8-30 MHz.

Handles up to 200 watts output; efficient air-wound inductor gives more watts out. 5x2x6".

Use any transceiver, solid-state or tube.

Operate all bands with one antenna.

2 OTHER 200W MODELS:

MFJ-901, \$59.95 (+ \$4), like 900 but includes 4:1 balun for use with balanced lines.

MFJ-16010, \$39.95 (+ \$4), for random wires only. Great for apartment, motel, camping, operation. Tunes 1.8-30 MHz.

MFJ-949B VERSA TUNER II



MFJ-949B
\$139⁹⁵
(+ \$4)

MFJ's best 300 watt Versa Tuner II.

Matches everything from 1.8-30 MHz, coax, randoms, balanced lines, up to 300W output, solid-state or tubes.

Tunes out SWR on dipoles, vees, long wires, verticals, whips, beams, quads.

Built-in 4:1 balun. 300W, 50-ohm dummy load. SWR meter and 2-range wattmeter (300W & 30W).

6 position antenna switch on front panel, 12 position air-wound inductor, coax connectors, binding posts, black and beige case 10x3x7".

MFJ-962 VERSA TUNER III



MFJ-962
\$229⁹⁵
(+ \$10)

Run up to 1.5 KW PEP, match any feed line from 1.8-30 MHz.

Built-in SWR/Wattmeter has 2000 and 200 watt ranges, forward and reflected.


6 position antenna switch handles 2 coax lines (direct or through tuner), wire and balanced lines.

4:1 balun. 250 pf 6KV cap. 12 pos. inductor. Ceramic switches. Black cabinet, panel.

ANOTHER 1.5 KW MODEL: MFJ-961, \$189.95 (+ \$10), similar but less SWR/Wattmeter.

MFJ-10, 3 foot coax with connectors, \$4.95.

MFJ-984 VERSA TUNER IV



MFJ-984
\$329⁹⁵
(+ \$10)

Up to 3 KW PEP and it matches any feedline, 1.8-30 MHz, coax, balanced or random.

10 amp RF ammeter assures max. power at min. SWR. SWR/Wattmeter, for .ref., 2000/200W.

18 position dual inductor, ceramic switch.

7 pos. ant. switch. 250 pf 6KV cap. 5x14x14".

300 watt dummy load. 4:1 ferrite balun.

3 MORE 3 KW MODELS: MFJ-981, \$239.95 (+ \$10), like 984 less ant. switch, ammeter.

MFJ-982, \$239.95 (+ \$10), like 984 less ammeter, SWR/Wattmeter. MFJ-980, \$209.95

(+ \$10), like 982 less ant. switch.

MFJ-989 VERSA TUNER V



MFJ-989
\$329⁹⁵
(+ \$10)

New smaller size matches new smaller rigs — only 10-3/4Wx4-1/2Hx14-7/8".

3 KW PEP. 250 pf-6KV caps. Matches coax, balanced lines, random wires 1.8-30 MHz.

Roller inductor, 3-digit turns counter plus spinner knob for precise inductance control to get that SWR down.

Built-in 300 watt, 50 ohm dummy load.

Built-in 4:1 ferrite balun.

Built-in lighted 2% meter reads SWR plus forward/reflected power. 2 ranges (200 & 2000W).

6 position ant. switch. Al. cabinet. Tilt bail.

To order or for your nearest dealer

CALL TOLL FREE 800-647-1800

For tech. info., order or repair status, or calls outside continental U.S. and inside Miss., call 601-323-5869.

- All MFJ products unconditionally guaranteed for one year (except as noted).
- Products ordered from MFJ are returnable within 30 days for full refund (less shipping).
- Add shipping & handling charges in amounts shown in parentheses.

Write for FREE catalog, over 80 products

MFJ ENTERPRISES, INCORPORATED

Box 494, Mississippi State, MS 39762

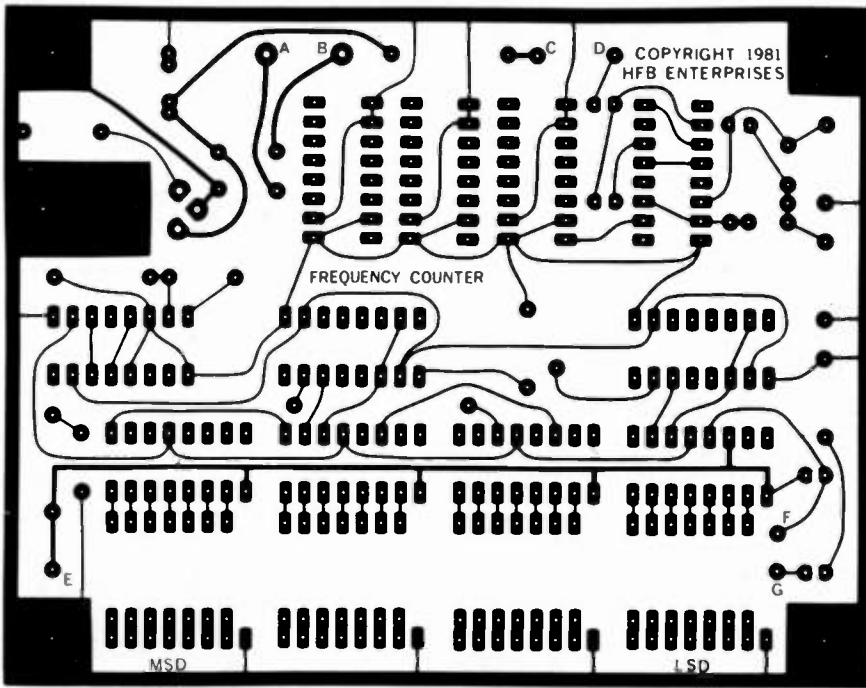


Fig. 7(b). Frequency counter PC board (bottom).

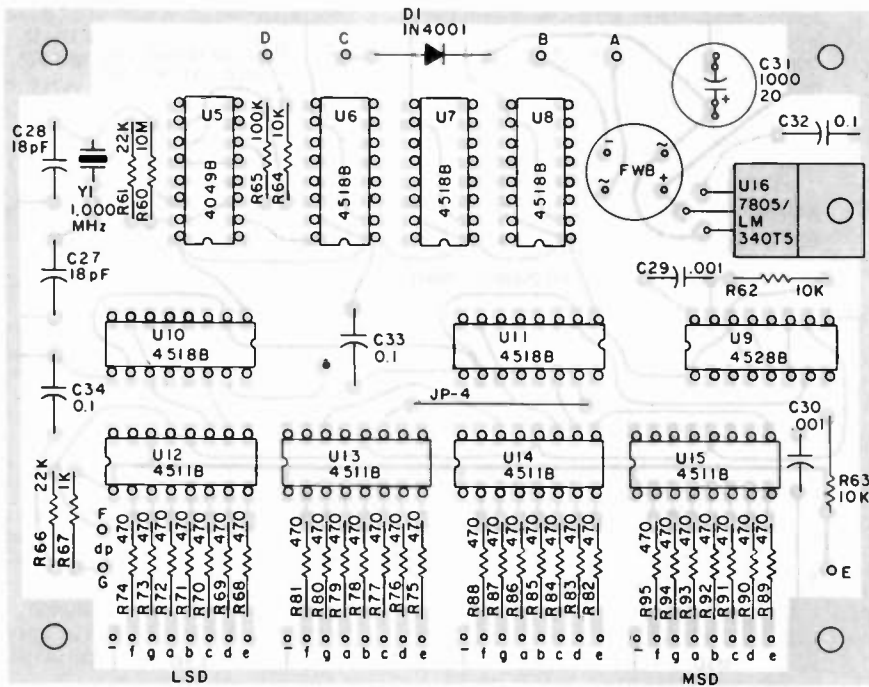


Fig. 8. Frequency counter board component layout.

ing of SSB transmitters using a two-tone test signal to approximate a speech signal. If you have an oscilloscope or modulation display/monitor, the transmitter-modulation waveform can easily be monitored and the modulation level set to get the maximum PEP (peak envelope power) without distortion or "flattopping" of the audio sig-

nal. The four-tone audio oscillator described here is an excellent piece of gear to use for these tests since from two to four independent sine waves can be mixed to form a composite audio test signal. The four-tone oscillator output may be connected directly to the transmitter microphone input since it has a capacitively-coupled output.

Another excellent application is the testing of acoustically-coupled telephone modems for use with computers. The four audio channels can be set individually to the frequencies of the desired mark-space tone pairs for both the originate and answer modes. When connected to the modem inputs, each tone can be enabled separately

to fully test the modem without having to reset the oscillator frequencies between mark and space. Simply set each audio-channel frequency vernier to the desired frequency and switch back and forth using S1-S4.

The same procedure can easily be used to test RTTY demodulators. In this case, only two audio channels would normally be required because of the simplex nature of RTTY; the same audio-tone pairs are used in both the transmit and receive directions. In both the computer modem and RTTY cases, you may want to replace S1 and S2 with a single-pole double-throw switch with the center grounded, one side of the SPDT switch going to point E on the oscillator PC board, and the other side of the switch going to point F. With this arrangement, toggling the single switch would then alternate between the preset mark and space tones.

If you're going to use the four-tone oscillator for aligning audio filters or analyzing their audio passbands, you'll appreciate the relatively constant output amplitude across the vernier range of the oscillator. Although there may be some slight variation in amplitude, it can easily be corrected by R55 if a high-impedance (10k Ohms-per-volt or greater) ac VOM or VTVM is used at the audio-oscillator output terminals between point P and ground on the oscillator PC board. With a separate ac VOM or VTVM, you can monitor the audio-filter output voltage easily as a function of the constant-voltage input as the oscillator is swept through the audio range.

You may also want to alter the frequency-determining components of one or more of the twin-tee oscillators for your own particular application. Tone

decoders in the subaudible range and a significantly increased maximum frequency for audio-amplifier testing are only two that come to mind. The twin-tee oscillator design is very versatile in its range as long as both sides of the capacitance and resistance arms remain equal ($C1 = C2$ and $R4 + R5 = R6 + R7$). This also ensures minimum distortion of the sine wave. The resistance and capacitance to ground ($R1 + R2 + R3$ and $C3$) also will play a part in determining both the center frequency of the oscillator and the range over which it can be tuned. An oscilloscope connected to the oscillator output will be a big help in selecting the right components for minimum distortion.

Conclusion

This handy piece of equipment is in near-constant use to test and align

Parts List		
Resistors (1/4 W)	1—25k lin	Solid State
28—470 Ohm	Capacitors	1—1N4001
1—820 Ohm	2—18 pF mica	4—2N2222A
1—1k	2—.001 disc	1—1A TO-5 FWB
3—1.5k	8—.0056 mylar™	4—7-Seg. LED
1—1.8k	7—.01 disc	
1—2.2k	4—.022 mylar	Miscellaneous
4—3.9k	6—0.1 disc	1—Ten-Tec MW-8 cabinet
2—5.6k	1—4.7 uF 'lytic	1—1 MHz crystal
1—6.2k	1—10 uF 'lytic	1—2 1/2" bezel
14—10k	2—100 uF 'lytic	1—4" 8-Ohm speaker
3—15k	1—1000 uF 'lytic	5—SPST toggle switches
10—22k		3—RCA phono jacks
2—39k	ICs	1—6.3-V ac, 1-A transformer
3—56k	1—LM324	1—Ac cord
9—100k	1—LM340T5	1—8-pin IC socket
1—160k	1—LM386	3—14-pin IC sockets
1—10 megohm	1—4049B CMOS	11—16-pin IC sockets
Pots	1—4066B CMOS	4—14-pin 90° IC sockets
4—500 Ohm lin	4—4511B CMOS	10—Knobs
4—25k lin	5—4518B CMOS	Misc. mounting hardware
1—25k aud w/SW	1—4528B CMOS	

other on-going projects. Since the frequency counter reading will be accurate when only one tone is present; tones may be set individually to within 1 Hertz

and then mixed to form a composite test signal. One easy-to-include option for additional flexibility is the insertion of an SPDT switch between the oscillator

board point J and frequency counter board point D. This allows counting the frequency of an external signal and direct display of its last four digits. ■

We accept VISA, MC, C.O.D., CHECK or M.O. FIRST QUALITY COMPONENTS - NOT MAIL ORDER "SECONDS" Min. order \$10.00 - add 5% Shpg and \$1.00 Ins

ARIES ZERO INSERSION FORCE SOCKETS - cam actuated true zero insertion - tin plated solder tail pins - capable of being plugged into dip sockets, including wire wrap.

Stock No.	No. Pins	1-24	25	50
11055	24	\$ 4.35	\$ 3.90	\$ 3.60
11056	28	4.50	4.05	3.75
11057	40	5.95	5.35	4.95
11058	64	10.50	9.45	8.70

RESISTOR ASSORTMENT 82508 - 700 pcs (11 each below assort'd) **\$22.50**
Operating motion is .005" without the use of a levered arm. Extremely fast on and off with low noise. Normally open - rated 115 VAC, 1.6 amp/30 milliohm resistance - 615 radius by 160 thick.

Stock No.	1-9	10	25
12098	\$ 1.28	\$ 1.12	\$.95

TI WIRE WRAP SOCKETS
Tin plated phosphor bronze conflict - 3 wrap

Stock No.	No. Pins	1-24	25	100
11301	8	\$ 4.55	\$ 4.00	\$ 3.60
11302	14	.86	.59	.54
11303	16	.72	.64	.58
11304	18	.82	.73	.66
11305	20	1.11	.99	.90
11306	22	1.26	1.12	1.02
11307	24	1.41	1.25	1.14
11308	28	1.71	1.52	1.38
11309	40	2.31	2.05	1.88

TI LOW PROFILE SOCKETS
Tin plated phosphor bronze conflict pins with gas tight seal

Stock No.	No. Pins	1-24	25	100
11201	8	\$ 1.5	\$ 1.3	\$ 1.2
11202	14	1.8	1.5	1.4
11203	16	2.1	1.8	1.6
11204	18	2.4	2.1	1.9
11205	20	2.7	2.4	2.1
11206	22	3.0	2.6	2.3
11207	24	3.3	3.0	2.5
11208	28	3.8	3.4	2.9
11209	40	5.3	4.5	4.0

ELPAC POWER SUPPLIES - DC/DC CONVERTERS

SINTEC Stock No.	ELPAC Part No.	Input Voltage (VDC)	Output Voltage (VDC)	Output Current (A)	Dimensions (HxWxD) in inches	Price
13825	CB3001	3.0-7.0	12.0-6.0	0.25	48-51x13.05	\$ 7.95
13826	CB3811	3.0-7.0	12.0-6.0	0.25	48-51x13.05	7.95
13827	CB3802	3.0-7.0	15.0-7.0	0.20	48-51x13.05	7.95
13828	CB3812	3.0-7.0	15.0-7.0	0.20	48-51x13.05	7.95
13829	CB3804	3.0-7.0	28.0-1.0	0.10	48-51x13.05	7.95
13830	CB3814	3.0-7.0	28.0-1.0	0.10	48-51x13.05	7.95

Stock No. 13801 - "Floppy Disc" Power Supply For Winchester Drives **\$109.90**

Special of the Month!

IC-KOOLERS™ from UNITRACK™ dissipate over 2 watts of heat from ICs, producing longer life and better performance. Just push IC-Kooler on - heat is collected from top and bottom of IC and dissipated. Won't shake loose!

Stock No.	No. Pins	IC Price
22225	14	\$.25
22226	16	.25
22227	18	.25
22228	20	.25

MODUTEC
Miniclamp AC Volt-Ammeter allows singling one conductor out of many without disarrangement.

Stock No.	AC Amperes	Price
13730	0-25A	\$39.50
13731	0-50A	39.50
13732	0-100A	39.50

ACCESSORY LINE SPLITTER allows fast readings of AC power consumption of plug in equipment without separation of leads
Stock No. 13727 **\$9.95**

ELPAC POWER SUPPLIES - SOLV SERIES FULLY REGULATED

SINTEC Stock No.	ELPAC Part No.	Output Voltage	Output Current	Dimensions (HxWxD) in inches	QFP	Price
13802	SOLV5-5	5	3.0A	4-7/16x4-1/2	Fixed included	\$39.95
13803	SOLV5-12	12	1.5A	4-7/16x4-1/2	Fixed included	39.95
13804	SOLV5-15	15	1.2A	4-7/16x4-1/2	Fixed included	39.95
13806	SOLV5-24	24	0.75A	4-7/16x4-1/2	Fixed included	39.95
13808	SOLV30-5	5	8.0A	8-5/8x7-1/8x3-1/16	OVP-4	59.95
13809	SOLV30-12	12	4.0A	5-3/8x4-7/8x3-1/16	OVP-4	59.95
13810	SOLV30-15	15	3.3A	5-3/8x4-7/8x3-1/16	OVP-4	59.95
13812	SOLV30-24	24	2.0A	5-3/8x4-7/8x3-1/16	OVP-4	59.95

PIN FORMING TOOL
puts IC's on their true row to row spacing. One side is for .300 centers. Flip tool over for devices on 600 centers. Put device in tool and squeeze.
ONE TOOL DOES 8 Thru 40 PINS!
Stock No. 11059 **\$12.95**

POCKET SIZED BATTERY TESTER for all types of small batteries from 1.35v to 4.5v
Stock No. 13733 **\$13.95**

VOLT-I-CATOR automotive diagnostic meter plugs into lighter socket and indicates battery condition and charging rates.
Stock No. 13736 **\$15.95**

OK MACHINE AND TOOL

IC INSERTION/EXTRACTION KIT
Includes DIP IC extractors and inserters to accommodate all ICs from 14 to 40 pins. Tools that engage conductive surfaces are CMOS safe and include grounding lugs. Stock No. 13309 **\$37.74**

SOCKET WRAP ID
DIP socket sized plastic panels with numbered holes in pin locations. Slip onto socket before wire wrapping to identify pins. Also write on them for location, IC part number, function, etc. Simplifies initial wire wrapping, troubleshooting and repair.
13295 - 14 pin
13296 - 16 pin
13297 - 18 pin
13298 - 20 pin
13299 - 22 pin
13300 - 24 pin
13301 - 28 pin
13302 - 40 pin
13303 - 96 pin
\$1.82 per pack

IC EXTRACTOR
One-piece, spring steel construction. Will extract all MSI and SSL devices with 8 to 24 pins.
Stock No. 13313 **\$2.10**

AC VOLTAGE TESTER plugs into any 110v service receptacle to check time voltage over 50-150 VAC
Stock No. 13735 **\$14.95**

VOM-MULTITESTER versatile Volt-Ohm-Milliammeter in small package
Stock No. 13729 **\$13.95**

SINTEC CO. Drawer Q Milford NJ 08848-9990 **TOLL 800-526-5960** FREE In NJ (201) 996-4093 112 Send for Free Catalog - over 1100 parts

- ★ Technical Forums
- ★ ARRL and FCC Forums
- ★ GIANT 2-day Flea Market
Saturday and Sunday
- ★ New Products and Exhibits
- ★ Grand Banquet
- ★ Women's Activities
- ★ Home-Brew Equipment
Forum
- ★ Special Group Meetings
- ★ YL Forum
- ★ Personal Computers Forum
- ★ CW Proficiency Awards
- ★ Amateur of Year Award
- ★ Special Achievement
Awards

DAYTON Hamvention®

APRIL 29, 30, MAY 1, 1983

Hara Arena and Exhibition Center — Dayton, Ohio

Meet your amateur radio friends from all over the world at the internationally famous Dayton HAMVENTION.

Seating will be limited for Grand Banquet and Entertainment on Saturday evening so please make reservations early. Banquet speaker is Bill Leonard, W2SKE, former president of CBS News.

If you have registered within the last 3 years you will receive a brochure in late February. If not write Box 44, Dayton, OH 45401.

Nominations are requested for Radio Amateur of the Year and Special Achievement Awards. Nomination forms are available from Awards Chairman, Box 44, Dayton, OH 45401.

For special motel rates and reservations write to Hamvention Housing, 1406 Third National Bldg., Dayton, OH 45402.
NO RESERVATIONS WILL BE ACCEPTED BY TELEPHONE.

All other inquiries write Box 44, Dayton, OH 45401 or phone (513) 849-1720.

Admission: \$7.00 in advance, \$9.00 at door. (Valid for all 3 days)

Banquet: \$14 in advance, \$16 at door.

Flea Market Space: \$15 in advance. (Valid for both days)

Make checks payable to Dayton HAMVENTION, Box 2205, Dayton, OH 45401.



Bring your family and enjoy a great weekend in Dayton.

Sponsored by the Dayton Amateur Radio Association, Inc.

NEW ELECTRONIC KITS

ALL IN ONE RTTY DEMODULATOR KIT FEATURES: ON BOARD POWER SUPPLY AFSK GENERATOR, PROVISIONS FOR LOOP SUPPLY, ACTIVE FILTERS OR OPTIONAL TORROID FILTER, AUTOSTART, ANTISPAC PCB KIT NO. 23-1774 SB-60 \$169.95	
RTTY SPEED CONVERTER CONVERTS 60, 75 & 100 WPM BAUDOT CODE TO 100 WPM CODE FOR BAUDOT MACHINES REVERSES SAME FOR SENDING. FEATURES SELCAL, BUFFERING AND INTERFACE FOR BAUDOT PTR. PCB KIT 23-1816 \$89.95	
BAUDOT / ASCII CONVERTER MICRO BASED RTTY CONVERTER CONVERTS BAUDOT TO ASCII FOR RECEIVE, ASCII TO BAUDOT FOR TRANSMITTING. FEATURES SELCAL, BUFFERING AND INTERFACE FOR 110 BAUD PTR. PCB KIT 23-1815 \$89.95	
AUTO CW/D KIT FEATURES ON BOARD TEN MINUTE TIMER WITH TTL PLUS/MINUS 12 INTERFACE AND UP TO 32 DOTS, DASHES OR SPACES. PCB KIT NO. 23-1721 4-1/2X4 \$29.95	
TU BANDPASS FILTER ACTIVE FILTER AF60 PCB 23-1718 \$ 9.95 TORROID FILTER BP60 PCB 23-1704 \$12.95	LOGIC/GLITCH PROBE FREEZES HIGH SPEED PULSE OR LOGIC LVL PCB 23-1706 \$19.95
ONE KC SOURCE KIT PCB 23-1733 \$ 3.95	AUDIO AMPLIFIER KIT PCB 23-1731 \$ 3.95
ONE AMP POWER SUPPLY KITS BELOW 3 KITS 22 EDGE CON 4-1/2X4 TU/LOOP SUPPLY PCB 23-1725 \$57.99 + A - 12V & +5 PCB 23-2125 \$35.99 LOOP SUPPLY PCB 23-2025 \$33.99 BELOW 2 KITS NOT ABOVE FORMAT + A - 12V & +5 2-1/2 X 5 FOR PULL TU 12 PIN EDGE CONN. PCB 23-1716 \$29.95 + OR - TO 24V [SPECIFY POLARITY AND VOLTAGE] PCB 23-0512 2X4-7/8 \$14.95	
RTTY DEMODULATORS DM-60 ACTIVE OR OPTIONAL TORROID FILTER, AUTOSTART, ANTISPAC, SINGLE SHIFT [UP-DATED ST-6 ON ONE BOARD.] PCB KIT NO. 23-1712 \$59.95 DM-30 PLL TU DESIGN WITH ACTIVE FILTER FRONT END. PCB 23-1719 \$29.95	
AFSK GENERATOR FOR RTTY ROCK SOLID CRYSTAL CONTROLLED AFSK GENERATOR, VIRTUALLY DRIFT FREE. TWO POPULAR SIZES -- SPECIFY SIZE. PCB KIT NO. 23-1717 2-1/2X5 \$29.95 PCB KIT NO. 23-1710 4-1/2X5 \$31.95	
RS232 LINE MONITOR MONITORS 9 COMMON RS232 LINES W/LED PCB 23-1707 \$19.95	INTERFACE KIT OPTO/RS-232 XSTR LOOP TO TTL TTL TO LOOP PCB23-1722 \$13.95
DM-30 PULSE GENERATOR KIT PCB 23-1732 \$ 3.95	DM-30 PULSE GENERATOR KIT PCB 23-1730 \$ 3.95

QUALITY LOW PRICED COMPONENTS

CABINETS  <table border="1"> <thead> <tr> <th>Stock #</th> <th>W</th> <th>D</th> <th>H</th> <th>PRICE</th> </tr> </thead> <tbody> <tr><td>03-5004</td><td>4.0</td><td>2.5</td><td>2.0</td><td>\$5.53</td></tr> <tr><td>03-5008</td><td>4.0</td><td>5.0</td><td>2.0</td><td>6.20</td></tr> <tr><td>03-5012</td><td>4.0</td><td>6.0</td><td>3.0</td><td>7.99</td></tr> <tr><td>03-5016</td><td>4.0</td><td>2.5</td><td>2.0</td><td>5.95</td></tr> <tr><td>03-5020</td><td>5.0</td><td>7.5</td><td>2.5</td><td>8.79</td></tr> <tr><td>03-5024</td><td>4.0</td><td>3.0</td><td>4.0</td><td>6.75</td></tr> <tr><td>03-5028</td><td>6.0</td><td>3.5</td><td>2.5</td><td>7.65</td></tr> <tr><td>03-5032</td><td>5.0</td><td>6.0</td><td>4.0</td><td>8.99</td></tr> <tr><td>03-5036</td><td>4.0</td><td>3.0</td><td>6.0</td><td>7.47</td></tr> <tr><td>03-5040</td><td>10.0</td><td>5.0</td><td>3.5</td><td>10.45</td></tr> <tr><td>03-5044</td><td>5.0</td><td>5.0</td><td>7.5</td><td>11.49</td></tr> </tbody> </table>	Stock #	W	D	H	PRICE	03-5004	4.0	2.5	2.0	\$5.53	03-5008	4.0	5.0	2.0	6.20	03-5012	4.0	6.0	3.0	7.99	03-5016	4.0	2.5	2.0	5.95	03-5020	5.0	7.5	2.5	8.79	03-5024	4.0	3.0	4.0	6.75	03-5028	6.0	3.5	2.5	7.65	03-5032	5.0	6.0	4.0	8.99	03-5036	4.0	3.0	6.0	7.47	03-5040	10.0	5.0	3.5	10.45	03-5044	5.0	5.0	7.5	11.49	UNIVERSAL CIRCUIT BOARDS  <p>THREE SIZES AVAILABLE AS SHOWN FOR ONE IC 11-1700 \$ 8.99 FOR 3 IC'S NOT SHOWN 11-1702 \$1.39 HORIZ. LAYOUT-UP TO 4-1/4" IN IC'S. 11-1703 \$1.29</p>
Stock #	W	D	H	PRICE																																																									
03-5004	4.0	2.5	2.0	\$5.53																																																									
03-5008	4.0	5.0	2.0	6.20																																																									
03-5012	4.0	6.0	3.0	7.99																																																									
03-5016	4.0	2.5	2.0	5.95																																																									
03-5020	5.0	7.5	2.5	8.79																																																									
03-5024	4.0	3.0	4.0	6.75																																																									
03-5028	6.0	3.5	2.5	7.65																																																									
03-5032	5.0	6.0	4.0	8.99																																																									
03-5036	4.0	3.0	6.0	7.47																																																									
03-5040	10.0	5.0	3.5	10.45																																																									
03-5044	5.0	5.0	7.5	11.49																																																									
DRY TRANSFER DATAMARK SETS <table border="1"> <thead> <tr> <th>ITEM</th> <th>PRICE</th> </tr> </thead> <tbody> <tr><td>TV AND HI-FI</td><td>21-0058 \$2.50</td></tr> <tr><td>HAM RADIO & CB</td><td>21-0059 \$2.80</td></tr> <tr><td>EXPERIMENTER</td><td>21-0060 \$2.50</td></tr> <tr><td>TEST & INSTR.</td><td>21-0061 \$2.50</td></tr> <tr><td>MARK & SWITCH</td><td>21-0062 \$2.50</td></tr> <tr><td>ALPH & NUMBERS</td><td>21-0063 \$2.50</td></tr> <tr><td>1/4 IN ALPHABET</td><td>21-0064 \$2.50</td></tr> <tr><td>1/2 IN ALPHABET</td><td>21-0065 \$2.50</td></tr> <tr><td>TITLES FOR ELECTRONIC EQUIP.</td><td>21-9581 - BLACK TITLES \$9.99</td></tr> <tr><td>METER DIAL KIT</td><td>21-0960 \$9.99</td></tr> <tr><td>DATAMARK SPRAY SEALER</td><td>21-4177 \$4.25</td></tr> <tr><td>GLOSS</td><td>21-4178 \$4.25</td></tr> <tr><td>MATTE</td><td>21-4179 \$4.25</td></tr> </tbody> </table>	ITEM	PRICE	TV AND HI-FI	21-0058 \$2.50	HAM RADIO & CB	21-0059 \$2.80	EXPERIMENTER	21-0060 \$2.50	TEST & INSTR.	21-0061 \$2.50	MARK & SWITCH	21-0062 \$2.50	ALPH & NUMBERS	21-0063 \$2.50	1/4 IN ALPHABET	21-0064 \$2.50	1/2 IN ALPHABET	21-0065 \$2.50	TITLES FOR ELECTRONIC EQUIP.	21-9581 - BLACK TITLES \$9.99	METER DIAL KIT	21-0960 \$9.99	DATAMARK SPRAY SEALER	21-4177 \$4.25	GLOSS	21-4178 \$4.25	MATTE	21-4179 \$4.25	Daytapro Electronics, Inc. 3029 N WILSHIRE LN, ARLINGTON HTS, ILL 60004 312-870-0555																																
ITEM	PRICE																																																												
TV AND HI-FI	21-0058 \$2.50																																																												
HAM RADIO & CB	21-0059 \$2.80																																																												
EXPERIMENTER	21-0060 \$2.50																																																												
TEST & INSTR.	21-0061 \$2.50																																																												
MARK & SWITCH	21-0062 \$2.50																																																												
ALPH & NUMBERS	21-0063 \$2.50																																																												
1/4 IN ALPHABET	21-0064 \$2.50																																																												
1/2 IN ALPHABET	21-0065 \$2.50																																																												
TITLES FOR ELECTRONIC EQUIP.	21-9581 - BLACK TITLES \$9.99																																																												
METER DIAL KIT	21-0960 \$9.99																																																												
DATAMARK SPRAY SEALER	21-4177 \$4.25																																																												
GLOSS	21-4178 \$4.25																																																												
MATTE	21-4179 \$4.25																																																												

A Breakthrough for Amateur and Commercial Repeater Users.

DIVERSITY RECEPTION—the ability to add a second receiver to your repeater system—can now be a reality for even the small user. The Pegasus VS-2 will allow your repeater to "listen" to two receivers simultaneously and to noiselessly switch between receivers as often as necessary to adjust for fading and nulls. This is particularly useful for repeaters that wish to provide coverage for hand held users or where receiver desense is a problem. You supply the second receiver & RF link and the VS-2 does the rest. Complete instructions and diagrams included with the VS-2.

\$179.00 Postpaid

Pegasus Electronics, Inc.
 88 New Dorp Plaza
 Suite 106
 Staten Island, NY 10306
 (212) 667-9137
 Affiliated with Comsec Corp.



RECEIVE WEATHER CHARTS IN YOUR HOME!



You can DX and receive weather charts from around the world.

Tune in on free, worldwide government weather services. Some transmitting sites even send weather satellite cloud cover pictures!

You've heard those curious facsimile sounds while tuning through the bands — now capture these signals on paper!

Assemble ALDEN's new radiofacsimile Weather Chart Recorder Kit, hook it up to a stable HF general-coverage receiver, and you're on your way to enjoying a new hobby activity with many practical applications. Amateurs, pilots, and educators can now receive the same graphic printouts of high-quality, detailed weather charts and oceanographic data used by commercial and government personnel.

Easy to assemble — Backed by the ALDEN name.

For over 40 years, ALDEN has led the way in the design and manufacture of the finest weather facsimile recording systems delivered to customers worldwide. This recorder kit includes pre-assembled and tested circuit boards and mechanical assemblies. All fit together in a durable, attractive case that adds the finishing professional touch.

Buy in kit form and save \$1,000!

You do the final assembly. You save \$1,000. Complete, easy-to-follow illustrated instructions for assembly, checkout, and operation. And ALDEN backs these kits with a one-year limited warranty on all parts.

Easy to order.

Only \$995 for the complete ALDEN Weather Chart Recorder Kit. To order, fill out and mail the coupon below. For cash orders enclose a check or money order for \$995. Add \$5 for shipping and handling in the U.S. and Canada (for Massachusetts delivery, add \$49.75 sales tax). To use your MasterCard or Visa by phone, call (617) 366-8851.

ALDENELECTRONICS

Washington Street, Westborough, MA 01581 - 216

NAME: _____	
CALLSIGN: _____	
ADDRESS: _____	
CITY: _____	STATE: _____ ZIP: _____
<input type="checkbox"/> I've enclosed a check or money order for \$995.00 and \$5.00 for shipping and handling, plus applicable sales tax.	
<input type="checkbox"/> Charge to: <input type="checkbox"/> MasterCard  <input type="checkbox"/> Visa 	
ACCOUNT # (ALL DIGITS)	
<input type="text"/> <input type="text"/> <input type="text"/> <input type="text"/> <input type="text"/> <input type="text"/> <input type="text"/> <input type="text"/> <input type="text"/> <input type="text"/> <input type="text"/> <input type="text"/> <input type="text"/> <input type="text"/> <input type="text"/> <input type="text"/>	
EXPIRATION DATE	
<input type="text"/> <input type="text"/> - <input type="text"/> <input type="text"/>	
SIGNATURE REQUIRED IF USING CREDIT CARD _____	



MICROLOG

INNOVATORS IN DIGITAL COMMUNICATION

AMATEUR RADIO COMMUNICATION AT ITS FINEST



Both Systems Provide

You won't find as much well thought out programming, circuitry, and features anywhere, at any price! The ATR-6800 combines the best of both worlds, an easy to use video system for CW/RTTY/SSTV with automatic station control and a stand-alone computer with expandable memory & full instruction set in Motorola assembly language. Add the BASIC language option package and you'll have the unique combination of an RFI proof computer and ultimate RTTY/CW HAM station. And don't forget "easy to use." All of us at Microlog are RADIO ACTIVE on RTTY, so there's a lot of personal attention to detail and ease of operation. "Stick-on" command listing and video status display will get you on the air quick and sounding like a pro.

- SIMPLE DIRECT CONNECTION to your Transceiver.
- COMPLETE SYSTEM, built-in Demodulator & AFSK Modulator with keyboard programmable tone pairs.
- SPLIT-SCREEN operation with keyboard selectable line location.
- LARGE, TYPE AHEAD text buffer.
- TEN, programmable message memories, plus ID's WRU & SELCALs.
- RANDOM CODE generator & hand key input for practice.
- Baudot 60 to 132 WPM.
- ASCII 110 & 300 baud.
- SYNC-LOCK MODE for improved ASCII operation.
- RECORDER INTERFACE FOR "BRAG-TAPE" or recording off-the-air.
- CODE CONVERTED Printer output in Baudot or ASCII.
- SSTV/GRAPHICS transmit.
- FULL 63 KEY Computer grade keyboard.

There's a certain thrill to using efficient, reliable digital communications equipment on the air. That's the fun of RTTY. Spice up your Amateur Radio operation with the silent video system that does it all, the Microlog ACT-1. Even if you own a home computer and are considering an out-board interface/program, remember, we've put it all in one RFI tight enclosure that's ready to go as soon as you power up. And, with the "Battery-backed" mem-

ory option, you won't even lose your pre-programmed messages if there's a "blink" in the A.C. The ACT-1 has features that the competition doesn't even have on the drawing board! Check for yourself, you could spend a lot more and still come up short.

ATR-6800 vs ACT-1 The most often asked question we hear is "What's the difference between the ATR & the ACT-1?" The ACT-1 is a dedicated system for RTTY/CW/SSTV. It provides all the functions and features you need for a multi-mode station. Along with this superior "ON-the-AIR" performance, the ATR-6800 extends your operation into the realm of automatic station control and computer programming. Plug-in applications modules expand the ATR's memory to add new HAM oriented programs which are enabled by simple keyboard commands. By adding the BASIC option package, you'll have pre-programmed full community mailbox, contest dupe sheet, personal station log, message editor, BASIC computer language and 16k of battery-backed (non-volatile) memory. We also provide a subroutine list so that you can write programs to directly control the ATR-6800 in easy to use BASIC language. The ATR-6800 then is the expandable, "do everything" system where your imagination is the only limit! The ACT-1 is designed for the HAM who needs the essentials of a complete video system for digital communications.

TECHNICAL SPECIFICATIONS ATR-6800 & ACT-1

INPUTS

Speaker Audio
Digital
RS232

100mv min.
TTL Keyer, Hand Key
± 12V, 330 Ohm Source

OUTPUT TO TRANSMITTER FOR CW/RTTY/SSTV

+ Voltage Keying
- Voltage Keying
** Mercury Relay
T/R Change Over

+ 40VDC @ 300ma Max.
-150VDC @ 50ma Max.
200VDC or 2 amp (20VA Max.) N.O. & N.C.
ATR — Relay ± 30V @ 2 amp N.O. & N.C.
ACT-1 — Transistor + 12VDC @ 300 ma. GND on XMT
Keyboard Programmable 500 Hz to 3000 Hz
Mic Compatible 30-50mv Audio
Mic Compatible Audio. Sync 1200 Hz, Black-1500 Hz, White-2300 Hz

AFSK Tones, Range
AFSK Tones, Level
Slow Scan

MISCELLANEOUS CONNECTIONS

RS 232
Printer Driver

± 12VDC, 330 Ohm Source Impedance, Negative Mark
ATR — Hi-speed RS-232 upto 2400 Baud
+ Slow-speed Baudot & ASCII Floating Relay for Current Loop Switching
ACT-1 — Hi-speed Baudot & ASCII Transistor Switch + 40VDC @ 100 ma
+ Optional Hi-speed ASCII RS232 @ 2400 Baud.

Tape Recorder
"Brag Tape"
Scope

Mike ± 100 mv Audio
Speaker ± 200 mv Audio
Horizontal and Vertical Outputs to Scope for RTTY
Tuning Aid
Automatic or Speed Lock

Morse Speed Tracking

VIDEO OUTPUT

1 Volt Peak to Peak, Negative Sync Composite Video (American Standard)
European standard available upon request.

VIDEO FORMAT

Normal
Zoom
Black on White or
White on Black
On/Display Split Screen

24 lines, 40 characters per line
12 lines, 20 characters per line
Keyboard selectable
Any location Line 0 (Off) to Line 20, Keyboard selectable
3 lines, 6 characters per line + graphics

SSTV

TEST MESSAGES: Quick Brown Fox and RYRY's in Baudot, U'U' in ASCII, VVV in Morse.

SYNC: Transmits "Blank-Fill" in RTTY and BT in Morse when Text Buffer is empty and unit is in transmit, Keyboard command on/off.

UN-SHIFT on Space: Automatically shifts back to "LETTERS" upon receipt or transmission of space. Keyboard command on/off.

REAL-TIME CLOCK: Keyboard set, always on screen display, hours, minutes, seconds. Can also be inserted in transmit text buffer by keyboard command.

WORD WRAP AROUND: Prevents splitting words at the end of a line. Works in receive as well as transmit.

CODE PRACTICE: Random 5 char generator sends at any speed you set via the keyboard. Hand Key input allows use in code practice oscillator that will also read your sending!

STATUS DISPLAY can be called up to show the condition and control commands for 20 programmable parameters, such as AFSK tone freqs, UNOS, printer, etc. Useful as a "HELP" command in case you misplace the manual. There's also a constant "TOP-LINE" display of Time, Mode, Speed, & Code in use.

DETECTION MODES

Direct

Phase correlation detector with AGC controlled bandpass filter (100 Hz nominal width — 800 Hz center frequency)
Computer program enhanced dual tone demod. Primary tones fixed @ 2125/2295 Hz, Secondary tones variable @ 500 — 3000 Hz
RS232 compatible half duplex or full duplex up to 9600 Baud

**Terminal

DATA RATES

Morse

5-199 WPM Keyboard selectable in 1 WPM steps. Auto speed tracking or speed on receive

Baudot

All standard 45, 50, 57, 74, 100 Baud (60, 66, 75, 100 and 132 WPM)

ASCII

110 & 300 Baud normal & synclock using internal Modem. ATR adds speeds up to 9600 Baud, 8 seconds per frame

Slow Scan

OUTPUT OPERATING MODES

Symbol

Character outputs when typed
Words sent after "Space Bar"
Line sent after "Return"
Send entire contents of text buffer

TUNING INDICATORS

Audio Ref. Tone
Visual
Scope

800 Hz Keyed Regenerated
LED on Mark (Keydown)
Tuning ellipse for RTTY

PROGRAMMABLE MEMORIES

Here is:

10-40 character messages (400 total) or
*10-80 character messages (800 total) battery backed
15 characters maximum in standard ID and 17 in RTTY ID

WRU:

Up to 15 characters
ATR — 4 memories, up to 15 characters each.
ACT-1 — 2 memories for printer on and printer off

Selective Call:

Memory

Standard unit has 4000 bytes of RAM for user program. Basic package adds 16K

Language

Basic or Motorola M6800

Commands

Input, Output, Load, Go with Break Point, or Normal Basic

Tape Interface

Store Programs on Audio Cassette

POWER

115 VAC, 60 Hz 60 VA Max.

ACT-1, 30 VA Max (230 VAC, 50 Hz optional)

12 volt version available

External Input for charging expanded battery backed memory, 6-15VDC @ 10 ma. max.

MECHANICAL

ATR-6800:

14 1/4" W x 12 1/4" D x 4 1/4" H
15 lb.

Weight

ACT-1:

17.8 W x 3H x 9.5D
7 lb.

Weight

ATR-6800 & ACT-1:

Color
Material

*Standard on ATR, Optional on ACT-1
**Standard on ATR, Not available on ACT-1

51 MICROLOG CORPORATION — 18713 Mooney Drive — Gaithersburg, MD 20879 (301)258-8400

LACOMBE
DISTRIBUTORS

Louisiana's
Only
Authorized

ICOM
Dealer

Large selection
of Amateur and
Marine Communications
Equipment Available

Call for Quotes

800-336-4799

Lacombe Distributors
Davis & Jackson Road ✓ 204
P. O. Box 293
Lacombe LA 70445
(504) 882-5355



SUPER-RATT™

The Complete
RTTY Communications
Program for the 80's

ONLY \$5995
POSTPAID!



- For your 48K Apple II with one disc drive
- Works with all tuning units.
- Verified File Transfer™ assures error-free communication
- Full Radio Bulletin Board System™
- "Open" Program—easy for you to modify



UNIVERSAL SOFTWARE SYSTEMS, INC.
9 SHIELDS LANE · RIDGEFIELD, CT 06877
(203) 438-3117

✓ 189

VISA/M.C. OK

coaxial R. F. antenna switches



**Heavy Duty switch for true
1 Kw POWER - 2 Kw P.E.P.**

Single Pole, 3 Position.

Desk or wall mount
All unused positions grounded

- # 593 - UHF connectors / \$27.25*
- # 596 - BNC connectors / \$36.50*



**2 Pole, 2 Position, bypasses
linears, reflectometers, antenna
tuners, etc.**

- #594 - UHF connectors / \$34.25*



**Single Pole, 5 Position, all unused
positions grounded.**

- #595 - UHF connectors / \$32.00*
- #597 - BNC connectors / \$46.50*

* Shipping and handling for any
item add \$2 each.

ALL OUR PRODUCTS MADE IN USA



BARKER & WILLIAMSON

Quality Communication Products Since 1932
At your Distributors write or call
10 Canal Street, Bristol PA 19007
(215) 788-5581



Giant Heavy Duty All Purpose Tarpaulins

12 x 16	\$23
16 x 20	\$32
20 x 20	\$36
18 x 24	\$38
18 x 32	\$50
20 x 30	\$50

26 x 40	\$89
26 x 55	\$115
30 x 60	\$145
50 x 100	\$390
60 x 120	\$547
50 x 150	\$562

Before Midnight February 28

Viking Ind. will send any of the above size tarpaulins to any reader of this publication who reads and responds to this program before midnight, February 28. Recommended for all heavy duty use, and all bulk or riding material, and all yachts and sailboats. Also for awnings, camping equipment and tent floors, garden equipment, windbreak, wood, hay, canopy, outdoor storage, machinery and construction. Also many other commercial and private uses. Each tarpaulin is constructed of high density fabric (with virgin grade ingredients, supplied by Gulf Oil Co., Dow Chemical Co., and Union Oil Co.) with nylon reinforced rope hems, double lock stitched hems, electronically welded seams, 100%

water proof, #4 (1/2" dia.) metal grommets set on 3 ft. centers with reinforced triangular corner patches and will be accompanied with a LIFETIME guarantee that it must perform 100% or it will be replaced free. Should you wish to return your tarpaulins you may do so for a full refund. Any letter postmarked later than February 28 will be returned. LIMIT: Fifty (50) tarps per address, no exceptions. Send appropriate sum together with your name and address to: Tarp Dept. #194DJ, Viking Ind., 6314 Santa Monica Blvd., Los Angeles, CA 90038, or for fastest service from any part of the country call collect, before midnight 7 days a week

CALL COLLECT (213) 462-1914
(Ask exchange operator for)
TARP DEPT. #194DJ
Before midnight, 7 days a week
Have credit card ready

Superman's Repeater Control System

This simple system offers four independent on/off outputs. Just duck into any phone booth to use it.

In order to comply with FCC regulations, all repeaters must have incorporated within them a means of control. If the machine is located in the control operator's shack, the control system can be as simple as the switch on the repeater itself. However, the repeat-

er is usually remotely located well away from the operator's reach, so other means of control must be contrived.

Many types of control systems are in use today, from some as simple as a wire pair to exotic UHF links with tones used as the

command medium. The disadvantage of this system is, of course, cost. A control receiver and antenna is needed at the site and every control operator must have a control transmitter which usually isn't as portable as the HT on your belt.

However, let's brighten

up the picture a bit. There is a way using resources at hand. The Bell System and friends have provided us with a remarkable communications system which is available to anyone (for a nominal fee) almost anywhere.

There have been many control systems developed using the telephone, and here is one that's inexpensive, easy to build with readily-available parts, and has some very interesting features. For example, this system needs no direct connection to the phone line, has four independent on/off controlled outputs, uses TTL devices needing only a +5-volt supply, and control can be accomplished from any phone, anywhere, at no cost to the user. Now you must admit, this is pretty neat. Fig. 1 shows how we go about it.

Theory of Operation

In operation, the circuit monitors the phone line, waiting for an incoming ring. When received, the ring is sensed by inductive

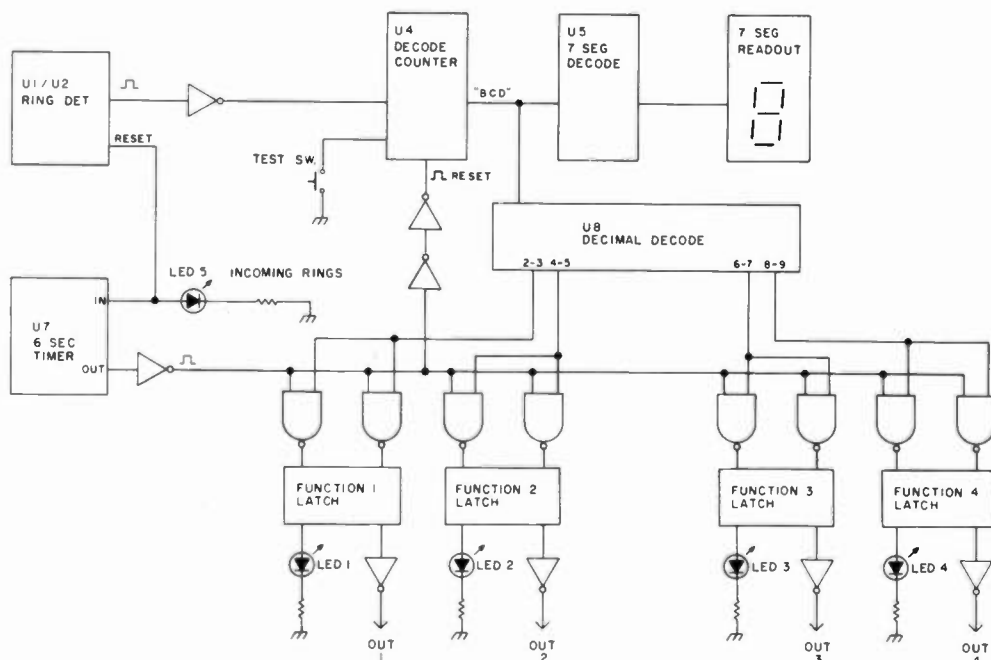


Fig. 1. Wireless-wire remote control system block diagram.

coupling to the telephone's internal transformer. The ring-detector circuit converts the rings into a series of logic pulses, one for each ring. These pulses are then counted and stored by a 7490 decade counter. The output from the counter is decoded twice, first by a seven-segment decoder which drives a front-panel readout indicating the status of the counter, and again by a BCD-to-decimal decoder which provides an output on an individual line with each successive pulse.

Another job for the ring detector is to reset a timer circuit with each ring. This timer (a good ol' 555) will fire every six seconds, provided it does not receive a reset pulse from the ring detector. This prevents the timer from firing during a series of incoming rings.

The output lines from the decimal decoder are inverted and connected to one input of individual NAND gates. The remaining gate inputs are paralleled and receive an inverted positive pulse from the timer.

Now we can see that as rings are received, one of the eight used outputs from the 7442, U8, when inverted, will put a high level on its particular output gate. It will remain there until another ring pulse is received, advancing the counter. Or, if the ring stops, the timer is allowed to time out and upon firing, an output will be generated from one of the output gates which will either set or reset the particular output latch.

The latch outputs are isolated from the board outputs by NAND gates connected as inverters. This prevents any noise picked up by the output wiring from getting back into the latches to cause headaches.

Circuit Description

Perhaps the most interesting circuit in the system is the ring detector. It is

unique because it needs no direct connection to the phone company wiring.

The whole show starts with a simple tape-recorder pickup coil available at Radio Shack for a few dollars. It comes with cord, plug, and a handy suction cup for sticking it to the telephone.

The coil is connected to the board where it feeds a 741 op amp, U1, wired in a differential configuration (see Fig. 2). This mode reduces the effect of stray rf or noise pickup to a minimum. The output of the op amp feeds Q1, a PNP transistor that converts the output voltage to a level handy to drive the 7413 Schmitt trigger, U2. R1 and C1 serve as a low-pass filter to

smooth out the 20-Hz ring voltage, providing U2 with a slowly dropping voltage during the duration of the ring. Diodes D1 through D3 are 1N914 or equivalent.

The Schmitt trigger acts as a NAND gate and provides hysteresis of the input signal. Its output is a clean TTL level of either a high (+5 volts) during a ring or a low (0 volts) between rings.

Number of rings	Command
2	Function 1 on
3	Function 1 off
4	Function 2 on
5	Function 2 off
6	Function 3 on
7	Function 3 off
8	Function 4 on
9	Function 4 off

Table 1. Operating code.

This point is monitored by LED 5, located on the card front, to visually indicate the incoming rings. A push-button test switch, S1, also is mounted on the card and is connected to one of U2's inputs to simulate incoming rings for local control and test purposes. The positive pulse from U2 is coupled to the base of Q2 through limiting resistor R2. The incom-

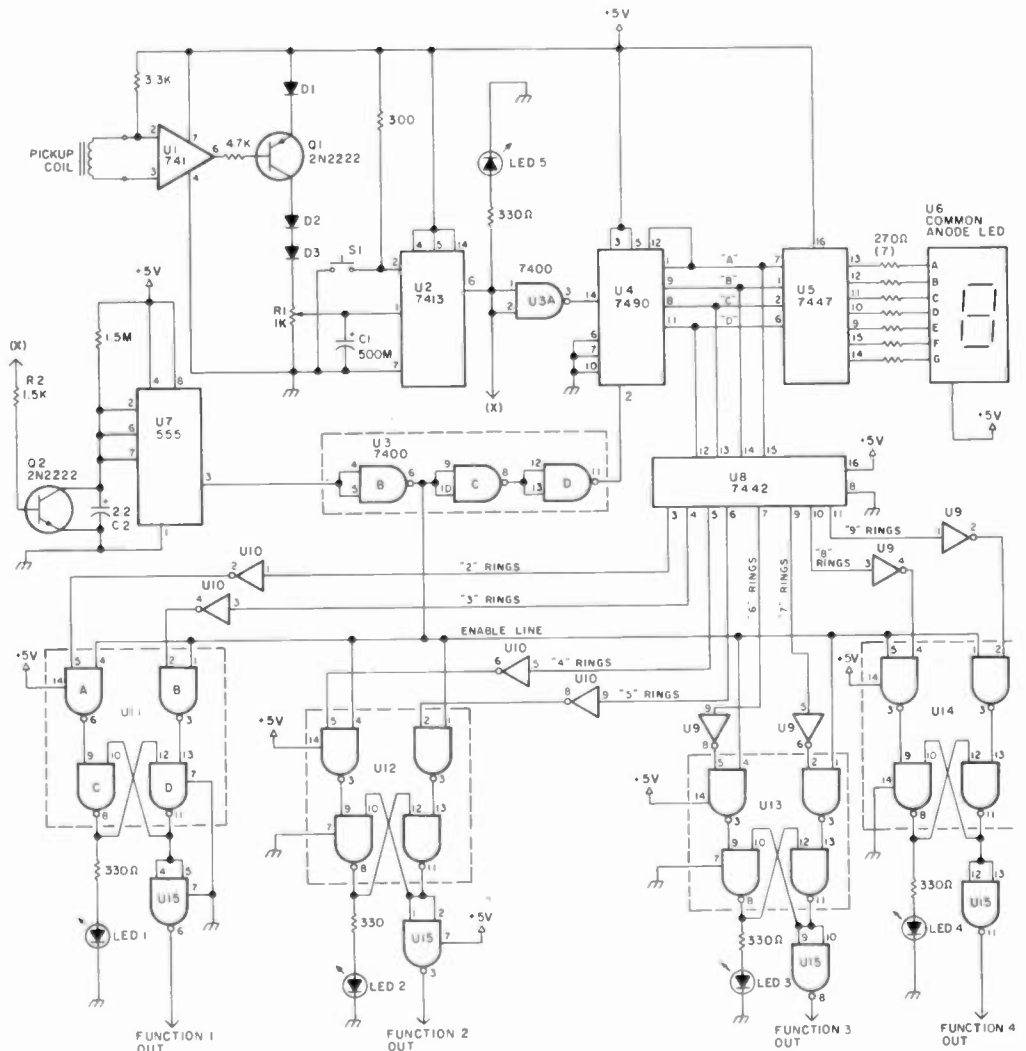


Fig. 2. Schematic diagram of system.




Photo A. Top view of board.

ing ring turns on Q2, effectively shorting out timing capacitor C2 and resetting the timer. The same pulse from U2 is inverted by U3A and steps the counter, U4.

The counter's output, a BCD total of rings received since the last timer firing, is decoded simultaneously by U5 and U8. U5, a seven-segment decoder, and its display, U6, are not actually

needed for operation of the board and are there for creature convenience only. It's important to see the status of the counter when testing, and the seven-segment LED will indicate the command by displaying the return to zero.

U8, on the other hand, is essential to the operation of the system for it converts

the counter output to a low level on one of its output lines. In operation, decimal outputs 0 and 1 are not used, leaving lines 2 through 9 to do the work.

Now that we've covered the ring detector, timer, and decoders, let's take a look at the schematic, Fig. 2, and follow a command through the steering gates and output latch.

Let's assume the phone starts ringing. The first ring resets the timer and advances the counter to BCD 1. U5 and U6 decode and display the 1 count on the LED. The second ring enters and also resets the timer and advances the counter to BCD 2. At this time, the caller hangs up the phone, the ringing stops, and the timer, which is not being reset by the incoming rings, fires after about 6 seconds. Its output, inverted by U3B, puts a positive pulse on one input of each steering gate. Remember, now, that there are two rings racked up in the counter so the LED displays 2 and only the decimal 2 lead (pin 3) from U8 is low. This signal is inverted and applied to U11A, pin 5. The level here is high and sets the gate up to pass the command pulse from the timer. When the timer fires, the high-going pulse is applied to the other input of U11A, pin 4. During the duration of the timer pulse, both inputs are high, so the output on pin 6 goes low, setting the RS-configured sections of U11C and D. When set, pin 8 of U11 goes high turning on LED 1, a front-panel indicator of latch 1 status. The complementary output from the latch, pin 11, is inverted by U15 and provides an isolated logic-high output at edge-connector channel 1 output which can be used to activate whatever function 1 interface you choose.

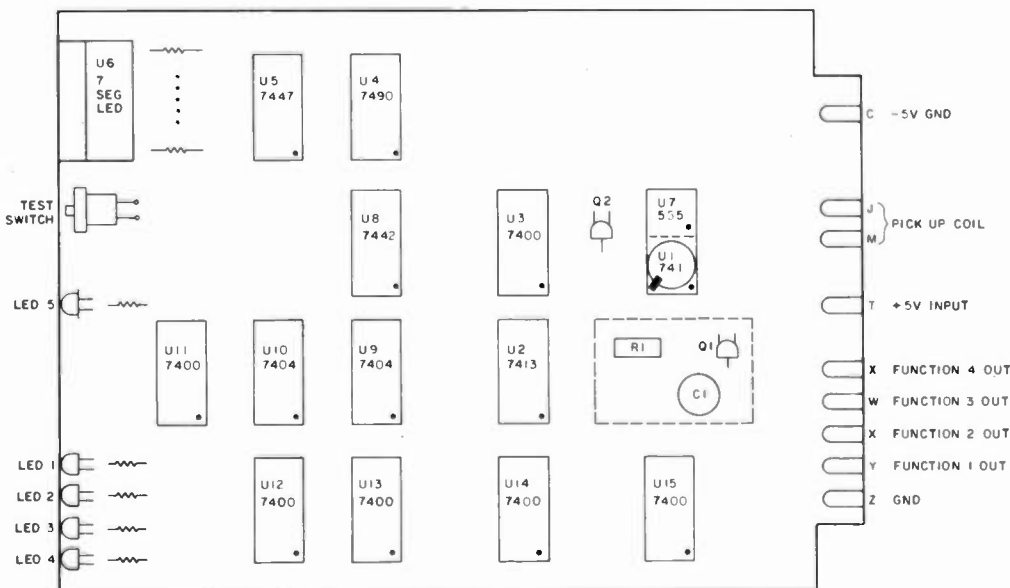


Fig. 3. Parts placement.

If the phone is allowed to ring 3 times, decimal 3 output of U8 (pin 4), after inversion, will activate gate U11B. U11B's output is connected to the reset side of the function 1 latch thereby turning off function 1 when the timer fires.

Note that the timer pulse from U3B continues through U3C and D and is used to reset the counter back to zero. The double-inversion is necessary to de-

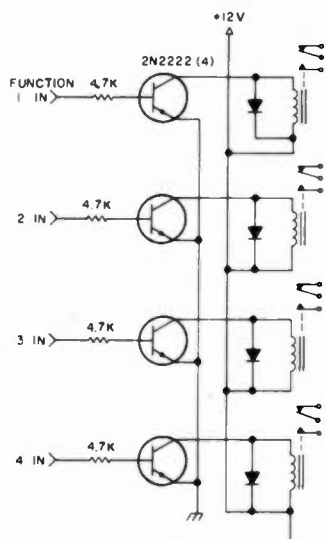


Fig. 4. Relay-control interface circuit.

lay the reset pulse to the counter to ensure that the command is executed before the count is canceled.

Operation of the three additional function latches is identical except for the amount of rings necessary to select the particular command lines. Table 1 shows the operating code.

Construction

My board was wire-wrapped on a standard 4½" x 6" glass board with edge connector attached. I used a board manufactured by Douglas Electronics, 718 Marina Blvd., San Leandro CA 94577. Made of excellent quality material, including gold-plated edge connections, it has room for 20 16-pin DIPs and a convenient power bus arrangement so no Vcc line runs will be over an inch. Designated type 11-DE-6, it's a bit expensive at \$16.00, but you get what you pay for.

Parts placement is not critical. My layout is shown in Fig. 3. As with all TTL projects, be sure to scatter a few 0.1-μF disc caps around the power bus to soak up the spikes.

Interfacing

The TTL levels can be used directly from the con-

troller if your operating system is TTL-compatible. If not, some type of interface will be required.

I use a simple relay control circuit, Fig. 4. The relays and accompanying driver transistors are located on another card placed alongside of the controller in the card cage. Some types of miniature reed relays can be driven directly by TTL levels, and if you're really a purist and desire to switch the repeater primary power, a solid-state relay driven directly by TTL can be used.

Phone Requirements

It's obvious that this type of system has some drawbacks. It cannot differentiate between control-operator calls and wrong numbers. We've had no problems in the time this system has been in use, but there are a few things to keep in mind when ordering your phone. Get an unlisted number for obvious reasons and ask for a new number, one that has never been issued. Imagine the frustra-

tion possible if you get a re-issue of a number used by recently defunct "Pietro's Pizza Palace." It's also good practice not to use the same phone line for auto-patch and control because the control operator who tries to dump a nuisance patch will get greeted by a frustrating busy signal.

Wrap-Up

Although the inductive ring detector is new, this system has been in use for about five years with excellent results. Previously, we used a direct connection to the phone line which also worked well. However, we worried what Ma Bell would say if she knew.

When powering the controller, use a well-regulated supply good for about an Amp to be safe. Another good idea is to float the input to the regulator on a battery, as momentary power interruptions quickly upset the output latches.

Hookup and Adjustment

Pot R1 must be set to put the input to the Schmitt

trigger just above the trigger level, about 1.5 volts measured at pin 1 of U2. Action of the ring detector can be adjusted by bringing the pickup close to the body of a transformer-type soldering gun while triggering it. You may be surprised at how far the pickup can be from the gun and still get reliable action. Attach the pickup to the phone case using the suction cup. Exact location can be determined by moving it around the phone while it is ringing and watching the "incoming ring" LED.

What to control is left up to your imagination. Some of the control functions we use are: function 1—repeater on-off; function 2—auto-patch on-off; function 3—brag-tape disable; and function 4—squelch adjust.

So get your wire-wraper out and get going. When you're done, you will have a versatile and reliable addition to your system.

Thanks go out to Jim W3BBS for his encouragement and Joe N3JD for the photography. ■




Photo B. Bottom view of board.

REMOTE -O- MIKE

\$ **34⁹⁵**

FM Wireless Mike

- Range—up to 300 ft.
- FM Audio
- XTAL Controlled
- Simple Hook-up
- Reliable years of service

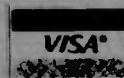
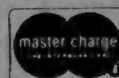
Stop: The steering wheel mike cord tangle. Stop: Running back and forth to answer a call on your radio. Stop: The inconvenience of being tied to your radio during long QSO's. The Remote-O-Mike may be connected to any HF, VHF or UHF ham transceiver. Just connect the Remote-O-Mike receiver to the mike input jack and each time you press the PTT button on your cordless mike your ham rig will function as your normal mike. The Remote-O-Mike receiver will provide both the PTT and audio to your ham rig.

Use in and around the house, auto, boat, etcetera. Just like a repeater with a range of up to 300 ft. Each Remote-O-Mike includes a XTAL controlled wireless FM mike and FM receiver. How do you spell mike cord tangle relief (Remote-O-Mike). Order today for your mike cord relief.



FM RECEIVER

WORKS ON ANY RADIO—MOBIL OR BASE



To Order Call (714) 268-8131 — Free Shipping

57

Discount Ham Radio 9520 Chesapeake Dr., #606 A, San Diego, CA 92123

SAVE \$500 • TEN-TEC • SAVE \$109



TEN-TEC Model 546 OMNI-Series-C All solid-state, 200w SSB/CW HF Transceiver. 9 HF bands, 160-10m including 10, 18 & 24.5 Mhz & 10 MHz WWV; 40 KHz VFO overrun. Instant band change, no tune-up. Digital readout, six 0.43" LEDs—read to 100 Hz 8-pole 2.4 KHz SSB filter and audio active filter. Select standard SSB filter, optional 1.8 KHz SSB filter or optional CW filter plus 450 Hz or 150 Hz of audio filtering. 50 dB notch filter, ± 500 Hz & ± 4 KHz offset tuning, QSK CW break-in, VOX or PTT, adj. ALC, S/SWR meter, sidetone, built-in spkr. 13.8vdc @ 18A, 5½" h × 14½" w × 14" d, 14½ lbs.

Regular \$1289 - **Sale Price \$789⁰⁰**

Common OMNI-C/ARGOSY accessories:

215PC Ceramic microphone w/coil cord.....	\$39 ⁰⁰
217 500 Hz 8-pole CW filt. (Reg. \$59) .. SALE	54 ⁹⁵
218 1.8 KHz 8 pole SSB filt. (Reg. \$59) SALE	54 ⁹⁵
219 250 Hz 6-pole CW filter (Reg. \$59) SALE	54 ⁹⁵
234 Speech Processor (Reg. \$139)..... SALE	124 ⁹⁵
214 Electret microphone.....	45 ⁰⁰

OMNI-C accessories:

280 18A power supply (Reg. \$169)	SALE \$154 ⁹⁵
255 Deluxe ps w/speaker (Reg. \$199)	SALE 179 ⁹⁵
243 Remote VFO (Regular \$189).....	SALE 169 ⁹⁵
1140 DC circuit breaker.....	10 ⁰⁰
645 Dual paddle keyer (Reg. \$85)	SALE 79 ⁹⁵

ARGOSY accessories:

225 9A power supply (Regular \$129)...	SALE \$119 ⁹⁵
220 2.4 KHz 8 pole SSB filt. (Reg. \$59)	SALE 54 ⁹⁵
222 Mobile mount.....	25 ⁰⁰
223A Noise blanker	34 ⁰⁰
224 Audio CW filter	34 ⁰⁰
226 25 KHz crystal calibrator	39 ⁰⁰
670 Single paddle keyer.....	39 ⁰⁰
1125 DC circuit breaker w/cable	18 ⁰⁰



TEN-TEC Model 525 ARGOSY All solid-state, 10/100 watt SSB/CW HF Transceiver. 6 HF bands 80-10m, including 30 meter band & 10 MHz WWV; 40 kHz VFO overrun on each band edge. Instant band change, broadbanded, no receiver front end or final tuning. Analog dial accurate to ± 2 kHz. 4-pole 2.5 KHz crystal SSB filter, sensitivity 0.3 uV for 10 db S + N/N ratio. Meter shows forward/reverse power, SWR & received signal strength. Offset tuning ± 3 KHz, notch filter, QSK CW break-in & PTT on SSB, sidetone, adjustable ALC. Requires 13.8vdc @ 9A. 4½" h × 9" w × 15" d, 12½ lbs.

Regular \$579 - **Sale Price \$469⁹⁵**

Order Toll Free: 1-800-558-0411

In Wisconsin (outside Milwaukee Metro Area)
1-800-242-5195

AMATEUR ELECTRONIC SUPPLY[®] Inc.

4828 W. Fond du Lac Avenue; Milwaukee, WI 53216 - Phone (414) 442-4200

AES BRANCH STORES

WICKLIFFE, Ohio 44092
28940 Euclid Avenue
Phone (216) 585-7388
Ohio WATS 1-800-362-0290

ORLANDO, Fla. 32803
621 Commonwealth Ave.
Phone (305) 894-3238
Fla. WATS 1-800-432-9424

CLEARWATER, Fla. 33515
1898 Drew Street
Phone (813) 461-4267
No In-State WATS

LAS VEGAS, Nev. 89106
1072 N. Rancho Drive
Phone (702) 647-3114
No In-State WATS

CHICAGO, Illinois 60630
ERICKSON COMMUNICATIONS
5456 N. Milwaukee Avenue
Phone (312) 631-5181

Outside Ohio 1-800-321-3594

Outside Florida 1-800-327-1917


No Nationwide WATS

Outside Nevada 1-800-634-6227

Outside Illinois 1-800-621-5802

SWD-1 VIDEO CONVERTER

FOR CABLE TV



The SWD-1 Video Converter is utilized on cable TV systems to remove the KHz's signal from a distorted video (channel 3 in/out) and also pass thru the normal undistorted/detected audio signal. Rocker switch selects operating mode to remove KHz's distortion from the video or pass all other channels normally. Simple to assemble—less than 30 minutes. Pre-tuned. Input/output Channel 3. Impedance 75 ohms. 117VAC.

SWD-1 Video Converter Kit \$69.95

VTR ACCESSORIES

SIMON VIDEO STABILIZER



Simple Simon Video Stabilizer, Model VS-125, eliminates the vertical roll and jitter from "copy guard" video tapes when playing through large screen projectors or on another VTR. Simple to use, just adjust the lock control for a stable picture. Once the control is set, the tape will play all the way through without further adjustments. Includes 12V power supply.

VS-125 Video Stabilizer, wired Reg. 54.95 **\$39.95**

NEW VCR Quality

MODULATOR

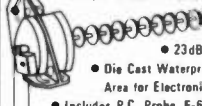


Not a Game Type Modulator The MPS-1 Kit converts Video/Audio signals to a crystal controlled RF output for TV Channels 3 and 4. The MPS-1 Modulator inputs are designed to match all TV Cameras and VCR's and features a voltage regulated power supply, power switch and LED indicator. No Tuning Required. Operates on 117VAC.

MPS-1 Kit **\$39.95**

UHF ANTENNAS and ACCESSORIES

MDS-AMATEUR-ETV 32 ELEMENT YAGI ANTENNA



- Not A Kit
- 1.9-2.5 GHz
- 38 1/2" Long
- 23dB Average Gain
- Commercial Grade
- Die Cast Waterproof Housing with 4 1/4" x 2 1/4" Area for Electronics
- Includes P.C. Probe, F-61 Connector and Mounting Hardware

MAE-2 32 Element YAGI Antenna **\$23.95**

Kato Sons' Down Converter Kit ★1.9 - 2.56Hz★

Designed for Simple Simon by former Japanese CO Amateur Magazine's UHF Editor/Engineer. Unit utilizes new ingenious Printed Circuit Probe for maximum gain. Circuit board fits inside MAE-2 antenna housing. Requires 1 hour assembly. IC and capacitors pre-soldered.

Model KSOC-KIT 1.9 - 2.5GHz Down Converter Kit **\$34.95**

Kato Sons' Regulated Variable DC Power Supply

For use with KSOC-KIT 1.9 - 2.5GHz Down Converter. Completely assembled with Attractive Cabinet, TV/Converter Mode Switch, Frequency Control and LED Indicator.

Model KSPS-1A Assembled Power Supply **\$23.95**

SPECIAL INTRODUCTORY SAVINGS

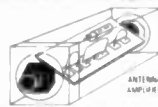
ORDER ALL THREE ITEMS

MAE-2, KSOC-KIT and KSPS-1A for Only **\$74.95**

Regular price if ordered separately \$82.85

— CO-AX CABLES ARE NOT INCLUDED —

ZYZZX VHF-UHF Wideband Antenna Amplifier



Revolutionary New HYBRID IC Broadband Amplifiers

50 MHz - 900 MHz

Model ALL-1 12dB Gain

Model ALL-2 35dB Gain

These units are not available anywhere else in the world. Each unit will serve many purposes and is available in Kit or Assembled form. Ideal for outdoor or indoor use. I/O impedance is 75 ohms. Amplifiers include separate co-ax feed power supply. Easily assembled in 25 minutes. No coils, capacitors to tune or adjust.


ALL-1 Complete kit w/power supply **\$24.95**

ALL-1 Wired/Tested w/power supply **\$34.95**

ALL-2 Complete kit w/power supply **\$4.95**

ALL-2 Wired/Tested w/power supply **\$4.95**

Our New STVA 14.5dB GAIN, 14 ELEMENT CORNER REFLECTOR YAGI ANTENNA



STVA-3 Yagi Antenna, 14.5dB Gain, Selectable 75 or 300 ohm Channel 60-80 **\$19.95**

STVA-4 Yagi Antenna, 14.5dB Gain, Selectable 75 or 300 ohm Channel 44-52 **\$19.95**

RG-59/U 75 ohm Low Loss Coax Cable \$1.29/ft

F-59 Coax Connector **\$.39 ea.**

MT-1 Special UHF 75-300 ohm Matching Transformer **\$1.45 ea.**

Switch to Bambi!™

Electronically

Bambi Electronic Video Switch ... makes switching of your VCR/VTR, Pay TV Decoders, Cable TV, Video Discs, Video Games, Closed Circuit TV, Antennae and Microcomputer as easy as pushing buttons.

The Bambi Electronic Video Switch Is an electronic switching network which can accept up to six different sources of video signals and provide the flexibility of directing the inputs to any or all of the three outputs.

Now you can eliminate ... the drudgery of disconnecting and reconnecting your video equipment each time you use it ... the tangled mess of cables which are impossible to trace out ... not being able to use more than one function at a time.

Bambi lets you enjoy using your video equipment the way it should be ... electronically and on line at the push of a button.

Model BEVS-1 Completely Wired and Assembled. Includes comprehensive Instruction/Operation Manual and Decal Set for customizing your Video Switch installation.

\$129.95



FREE Bambi Poster with any purchase



Bambi's front panel was designed with the user in mind. Computer styled construction, with soft-touch keyboard (rated for over 10 million operations), arranged in matrix form allows easy input/output selection without referring to charts. Functions selected through the keyboard are immediately displayed on the 18 LED status indicators.



Check the quality of Bambi against that of much higher priced competition. All solid state electronic switching provides low attenuation (3dB), wide frequency response (40-890 MHz), and excellent isolation between signal sources (each I/O section individually shielded for 65dB min. isolation).



Bambi's Specifications:

- Input/Output Impedance 75 ohm
- Signal Loss 3dB ±1dB
- Noise 4dB ±1dB
- Input Return Loss 12dB min.
- Isolation 65dB min.
- Power Req. 117VAC 60 Hz, 2W
- Dimensions 10 1/2" W x 6 1/2" D x 3 1/4" H
- Weight 4 1/2 lbs

7+11 PWD PARTS KITS

INTRODUCING OUR 7+11 PWD PARTS KITS



Kit No	PART No	DESCRIPTION	PRICE
1	1VT1-PWD	Varactor UHF Tuner	\$24.95
2	2CB1-PWD	Printed Circuit Board, Pre-drilled	10.95
3	3TP11-PWD	PCB Potentiometers 4-20K, 1-5K, 2-10K, 2-5K, 1-1K, and 1-50K (11 pieces)	8.95
4	4FR-31-PWD	Resistor Kit, 1/4W, 5% 29-pcs, 1/2 W 2-pcs	4.95
5	5PT1-PWD	Power Transformer, PRI-117VAC, SEC-24VAC at 500ma	9.95
6	6PP2-PWD	Panel Mount Potentiometers and Knobs, 1-1KBT and 1-5KAT with switch	5.95
7	7SS17-PWD	IC's 7-pcs, Diodes 4-pcs, Regulators 2-pcs Transistors 2-pcs, Heat Sinks 2-pcs	29.95
8	8CE14-PWD	Electrolytic Capacitor Kit, 14-pieces	6.95
9	9CC20-PWD	Ceramic Disk Capacitor Kit, 50 WV, 20-pcs	7.95
10	10CT5-PWD	Variable Ceramic Trimmer Capacitor, 5-65pfd, 5-pieces	4.95
11	11LS-PWD	Coil Kit, 18mhs 3-pcs, .22uhs 1-piece (prewound inductors) and 2 T37-12 Ferrite Toroid cores with 6 ft. #28 wire	6.00
12	12ICS-PWD	IC Sockets, Tin inlay, 8 pin 4-pcs, 14 pin 1-pc and 16 pin 2-pcs	2.95
13	13SR-PWD	Enclosure with PM Speaker and Pre-drilled Backpanel for mounting PCB and Ant. Terms	14.95
14	14MISC-PWD	Misc. Parts Kit, Includes Hardware, (6/32, 8/32 Nuts & Bolts), Hookup Wire, Solder, Ant. Terms OPOT Ant. Switch, Fuse, Fuseholder, etc.	9.95
15	15MC16-PWD	Mylar Capacitors, 14-pcs and Silver Mica Capacitors 2-pieces	7.95
When Ordering All Items, (1-15), Total Price:			159.95



CUSTOMER NOTICE: BUY WITH CONFIDENCE ... BEWARE OF LOW QUALITY IMITATORS. All of our kits consist of New, 1st Class, RF Quality, Parts Engineered for Optimum Operation, not factory seconds or stock close-outs. We service your completed kits that you've purchased and built. You will never get stuck with a BAG OF PARTS when ordering from Simple Simon.

SIMPLE SIMON ELECTRONIC KITS,™ Inc.

3871 S. Valley View, Suite 12, Dept. 7, Las Vegas, NV 89103

In Nevada Call: **702-871-2892**

Outside Nevada Call: **1-800-782-3716**

NEED OR MORE OF AN ITEM? WRITE FOR QUANTITY DISCOUNTS

Available by Mail Order Only Send Check* or Money Order. Minimum Order: \$16.95. Add 10% Shipping and Handling on orders under \$40.00. For orders over \$40.00, add 5%. Minimum Shipping and Handling \$2.00. Cat. \$1.00 — VISA and Mastercard Acceptable — *Check orders will be held 30 days before shipping.

Up and Coming: Direct-Broadcast Satellites

The only thing not up in the air in this business is the satellites, so this budding technology is not just pie in the sky.

Ask three different people about direct-broadcast satellites (DBS) and you are likely to get three different answers. First, there are the entrepreneurs. To them, DBS is the golden opportunity of the 80s, a chance to make big bucks. Next, there are the local broadcasters and cable TV operators. They consider television direct from the satellite to be a threat, especially since the spacecasters will have limited local responsibility. Finally, there are the engineers. The slide-rule and soldering-iron set consider direct broadcasting to be a noble challenge requiring powerful transmitters and low-cost yet sensitive receivers.

What does DBS mean to you? That depends. But don't go on to the next article in hopes that DBS will go away. Why not find out a bit more as 73 enters its second year of satellite TV coverage?

Before going too far, it is

only proper that we acknowledge that a form of satellite broadcasting already exists. But any substantial similarity between the current TVRO craze and DBS ends there. Gone is the need for a 10-foot dish in the backyard and a \$1000 receiver in the living room. Central to the concept of 1990s-style DBS is low cost and small size. That way, spacecasters hope to attract an audience as broad as the country itself.

Just about the only aspect of DBS not up in the air are the satellites themselves. Even though this is an industry in its infancy and today's plans could very well line tomorrow's wastebasket, several things can be said with a good deal of certainty.

The direct-broadcast service will use geosynchronous satellites, meaning that like today's TVRO birds, they'll appear fixed in the sky. All that a US viewer will

have to do is point his or her dish to the appropriate point on the southern horizon. No tracking or movement of the antenna will be required once it is locked onto the selected satellite.

We also know that the DBS signals will be in the 11-12-GHz region, where frequencies have been allocated for such purposes. This will require new technology since relatively little is available in the way of low-cost consumer electronics at those frequencies. The choice of the 12-GHz "Ku" band almost makes the present day 4-GHz satellite-TV gear look like it is meant for dc!

A third "fact" is that DBS offerings are expected to supplement rather than replace the current system of local broadcasting and cable television. You might want to wait a while before climbing up on the roof to take down the old VHF-UHF aerial.

Pie in the Sky

Imagine a business with 20 million customers, each of whom spends \$500 for a receiver and shells out an additional \$10 per month for the privilege of unscrambling signals. It doesn't take a calculator to figure out that DBS equals big money, probably in the billions of dollars per year. And, as you might expect, a lot of people are already looking for a piece of the action. Participants in the DBS free-for-all range from big guns like RCA, CBS, and Western Union to a handful of basement tinkerers bent on building a better mousetrap, receiver style. Someplace in the middle are outfits like Advance, Inc., and Home Broadcast Television, hardly household names—at least not yet.

Money-making methods vary. Firms like RCA and Western Union, already experienced in satellite technology, would like to act as

DBS: IS THERE A DISH IN YOUR FUTURE?

Shortly after this article was written the FCC granted approval to Satellite Television Corporation's plan to construct a direct-broadcast satellite-television system.

Satellite Television, a subsidiary of Communications Satellite Corporation, was the first firm to apply for spacecasting rights and is the first firm to get approval. The STC proposal, which calls for four satellites, suggests that three channels of scrambled programming could be activated by 1986.

Eight other applications for direct-broadcasting service were scheduled for FCC action by the end of 1982. A September 24, 1982, *Wall Street Journal* report goes on to say that no DBS hopeful will receive orbital or frequency assignments until after a hemispheric conference in mid-1983.

US Home Earth-Station Sales

	1982	1984	1987	1990
Backyard Terminals				
Unit Sales (thousands)	25	75	120	5
Installed Base (thousands)	41	161	506	611
Revenues (\$ millions)	175	375	360	15
Rooftop Terminals				
Unit Sales (thousands)	—	216	2000	5000
Installed Base (thousands)	—	290	3582	15582
Revenue (\$ millions)	—	650	1420	2270

(Source: International Resource Development, Inc.)

Fig. 1. International Resource Development, Inc., shows a growing market for "backyard" TVRO terminals through the mid-1980s. By the end of the decade, the "rooftop" terminals will begin to predominate.

Alaska Microwave Labs

P.O. BOX 2049 PALMER, ALASKA 99645
(907) 376-3098 DEPT 73

GaAs FETS

MGF1400 NF 2.0DB @ 4GHZ MAG 150B	\$14.00
MGF1412 NF 0.80B @ 4GHZ MAG 180B	\$50.00
MCF1200 NF 1.00B @ 1GHZ, NF 2.2DB & MAG 140B @ 4GHZ	\$11.00

VTO

V72T-1 2.7GHZ TO 3.2GHZ MIN POWER OUT 10 MW TUNING VOLTAGE 0 TO 20V Vcc +15 vdc at 60 MA	\$98.00
V72T-2 2.8GHZ TO 3.3GHZ REST SAME AS V72T-1	\$98.00
V82T-1 SAME AS V72T-1 BUT FREQ 3.0GHZ TO 3.5GHZ	\$98.00
V82T-2 SAME AS V72T-1 BUT FREQ 3.6GHZ TO 4.2GHZ	\$98.00
V82T-3 SAME AS V72T-1 BUT FREQ 4.0GHZ TO 4.5GHZ	\$98.00
V92T-1 SAME AS V72T-1 BUT FREQ 4.5GHZ TO 5.0GHZ	\$98.00
V56T-1 .9GHZ TO 1.6GHZ POWER OUT 13 MW TUNING VOLTAGE 2 TO 50V Vcc +15 VDC AT 60 MA	\$98.00
V66T-1 SAME AS V56T-1 BUT FREQ 1.5GHZ TO 2.5GHZ	\$98.00

CHIP CAPACITORS

1.2, 2.2, 2.7, 3.3, 4.7, 6.8, 10, 18, 22, 27, 47, 100, 120, 180, 220, 270, 330, 390, 470, 560, 680, 820, 1K, 1.2K, 1.8K, 3.9K, 8.2K, 10K, 100K	\$60
--	------

PISTON TRIMMERS

TRIKO 201-01M	
.3-1.8PF	\$2.50
.5-3 PF	\$2.50
1-8 PF	\$2.50

TEFLON CIRCUIT BOARD DBL SIDED 1 OZ

APPROX. 3.25" x 5.0" x .010	\$5.50
APPROX. 3.25" x 5.0" x .0312	\$6.50
APPROX. 3.25" x 5.0" x .0625	\$10.50

MIXERS

3.7GHZ TO 4.2GHZ MIXER, LO 2.8GHZ TO 5.1GHZ, IF DC, 9GHZ SSB CONVERSION LOSS TYP 5.50B MAX 6.50B, TO-8 PACKAGE	\$55.00
9GHZ TO 1.3GHZ MIXER, LO .7GHZ TO 1.5GHZ, IF DC, 2GHZ SSB CONVERSION LOSS TYPE 7.00B, TO-8 PACKAGE	\$15.00

CHIP RESISTORS

50 OHM 1/8 WATT	\$1.50
3 1% CHIP RESISTORS FOR: 50 OHM T NETWORK 3 DB PAD	\$6.00

NO WARRANTY ON SEMICONDUCTORS

OPEN AT 8 PM EST CLOSED 8PM PST
ORDERS ARE POSTAGE PAID
COD - VISA - MASTERCARD

Nampa Satellite SYSTEMS Receiving

Lowest Prices in TVRO

DEXEL Package

COMPLETE SYSTEMS

\$2350.00

DXR 1100 Stereo Receiver, LNC and remote control 10' Prodellin fiberglass dish with Polarmount • Polatron II Electric Polarizer and Cables

Universal Communications Package

COMPLETE SYSTEMS

\$1999.00

Universal Communications DL-2000 • 10' Prodellin fiberglass dish with Polarmount • Polatron II Electronic Polarizer and 100' Cables

VISA and Master Card

Electronics shipped UPS prepaid - Dish and Polarmount freight collect

(208) 466-6727

24 hour phone line for orders 7 days a week

312 12th Ave. So, Nampa, Id 83851

WB6TOC K17D

AVANTEK
GPD SERIES AMPLIFIERS
GPD 401,402,403
12 - 14 DB GAIN
3 - 300 MHz POWER 18 VDC TOS MOUNTING
IDEAL FOR COUNTERS AND PREPARED TO COMPLETE WITH CIRCUIT BOARD FOR MOUNTING
\$25.00 EA., SET OF THREE \$65.00

CALL (804) 489-2156 ✓447

ELECTRONIC HOBBY INNOVATIONS

7510 GRANBY STREET SUITE 207 NORFOLK, VIRGINIA 23505

FREQUENCY COUNTERS to 1.3 GHZ

MODEL 8010-10 10 to 100 MHz counter 10 Ohm 4 Magnetics input and BNC video connection on rear panel this counter is available in shipping kit form	
8010-10A 10 to 100 MHz counter 10 Ohm 4 Magnetics input and BNC video connection on rear panel this counter is available in shipping kit form	\$130.00
8010-10B 10 to 100 MHz counter 10 Ohm 4 Magnetics input and BNC video connection on rear panel this counter is available in shipping kit form	\$130.00
8010-10C 10 to 100 MHz counter 10 Ohm 4 Magnetics input and BNC video connection on rear panel this counter is available in shipping kit form	\$130.00
8010-10D 10 to 100 MHz counter 10 Ohm 4 Magnetics input and BNC video connection on rear panel this counter is available in shipping kit form	\$130.00
8010-10E 10 to 100 MHz counter 10 Ohm 4 Magnetics input and BNC video connection on rear panel this counter is available in shipping kit form	\$130.00
8010-10F 10 to 100 MHz counter 10 Ohm 4 Magnetics input and BNC video connection on rear panel this counter is available in shipping kit form	\$130.00
8010-10G 10 to 100 MHz counter 10 Ohm 4 Magnetics input and BNC video connection on rear panel this counter is available in shipping kit form	\$130.00
8010-10H 10 to 100 MHz counter 10 Ohm 4 Magnetics input and BNC video connection on rear panel this counter is available in shipping kit form	\$130.00
8010-10I 10 to 100 MHz counter 10 Ohm 4 Magnetics input and BNC video connection on rear panel this counter is available in shipping kit form	\$130.00
8010-10J 10 to 100 MHz counter 10 Ohm 4 Magnetics input and BNC video connection on rear panel this counter is available in shipping kit form	\$130.00
8010-10K 10 to 100 MHz counter 10 Ohm 4 Magnetics input and BNC video connection on rear panel this counter is available in shipping kit form	\$130.00
8010-10L 10 to 100 MHz counter 10 Ohm 4 Magnetics input and BNC video connection on rear panel this counter is available in shipping kit form	\$130.00
8010-10M 10 to 100 MHz counter 10 Ohm 4 Magnetics input and BNC video connection on rear panel this counter is available in shipping kit form	\$130.00
8010-10N 10 to 100 MHz counter 10 Ohm 4 Magnetics input and BNC video connection on rear panel this counter is available in shipping kit form	\$130.00
8010-10O 10 to 100 MHz counter 10 Ohm 4 Magnetics input and BNC video connection on rear panel this counter is available in shipping kit form	\$130.00
8010-10P 10 to 100 MHz counter 10 Ohm 4 Magnetics input and BNC video connection on rear panel this counter is available in shipping kit form	\$130.00
8010-10Q 10 to 100 MHz counter 10 Ohm 4 Magnetics input and BNC video connection on rear panel this counter is available in shipping kit form	\$130.00
8010-10R 10 to 100 MHz counter 10 Ohm 4 Magnetics input and BNC video connection on rear panel this counter is available in shipping kit form	\$130.00
8010-10S 10 to 100 MHz counter 10 Ohm 4 Magnetics input and BNC video connection on rear panel this counter is available in shipping kit form	\$130.00
8010-10T 10 to 100 MHz counter 10 Ohm 4 Magnetics input and BNC video connection on rear panel this counter is available in shipping kit form	\$130.00
8010-10U 10 to 100 MHz counter 10 Ohm 4 Magnetics input and BNC video connection on rear panel this counter is available in shipping kit form	\$130.00
8010-10V 10 to 100 MHz counter 10 Ohm 4 Magnetics input and BNC video connection on rear panel this counter is available in shipping kit form	\$130.00
8010-10W 10 to 100 MHz counter 10 Ohm 4 Magnetics input and BNC video connection on rear panel this counter is available in shipping kit form	\$130.00
8010-10X 10 to 100 MHz counter 10 Ohm 4 Magnetics input and BNC video connection on rear panel this counter is available in shipping kit form	\$130.00
8010-10Y 10 to 100 MHz counter 10 Ohm 4 Magnetics input and BNC video connection on rear panel this counter is available in shipping kit form	\$130.00
8010-10Z 10 to 100 MHz counter 10 Ohm 4 Magnetics input and BNC video connection on rear panel this counter is available in shipping kit form	\$130.00



Model	Frequency Range	Power	Gain	Input Impedance	Output Impedance	Dimensions	Weight	Price
8010-10	10 to 100 MHz	18 VDC	12-14 dB	10 Ohm	10 Ohm	4.5" x 4.5" x 1.5"	0.5 lbs	\$130.00
8010-10A	10 to 100 MHz	18 VDC	12-14 dB	10 Ohm	10 Ohm	4.5" x 4.5" x 1.5"	0.5 lbs	\$130.00
8010-10B	10 to 100 MHz	18 VDC	12-14 dB	10 Ohm	10 Ohm	4.5" x 4.5" x 1.5"	0.5 lbs	\$130.00

NOW IN STOCK

Model Independent Model 8010-10 is in shipping inventory and ready to ship at \$130.00

... at last - everything at your

fingertips !!!

Bring ORGANIZATION & CONVENIENCE to your HAM Station! Eliminate clutter and provide lots of space for everything you need - Tuners, VFO, CW Keys, Filters, Telephone, Log Book, Etc...



\$184⁵⁰

Radio Equipment NOT Included
F.O.B. Culver City
(CA Residents add 6% sales tax)

- ANGLED REAR SHELF
- ALL PARTS FITTED
- STURDY CONSTRUCTION
- WALNUT or PECAN FINISH

Floor space: 39" w by 30" d.
Also: 51" w by 30" d - \$199.50

Dealers Inquiries Invited

A Finely Crafted Piece of Furniture With a REAL Purpose . . .

Call : (213) 837-4870 or Write for Information

S-F Amateur Radio Services

4384 Keystone Ave., Culver City, CA 90230

carriers, leasing satellite transponders to broadcasters. Other groups, like United States Satellite Broadcasting Co., will need to seek out technical partners to complement their skill in producing programs and selling advertising. A third segment of DBS hopefuls would like to act in a manner similar to cable-TV suppliers. They would purchase most of their programming and generate income from rent on decoder boxes or royalties paid by local distributors.

The markets for direct broadcasting are as varied as the potential suppliers. CBS has requested three channels. One slot would serve as a feed to local CBS stations and individuals unable to receive local broadcasts. The remaining two channels are needed to distribute programming directed at businesses like cable TV and movie theaters. CBS signals would, in all likelihood, be scrambled to prevent unauthorized reception.

Other proposals, like the one from National Christian Network, suggest reaching a large audience with costs offset by advertiser support. In this instance, there is little to be gained by scrambling the signal.

Crystal Balls

Giving a precise estimate of the size of the DBS pie and how it is to be divided is as difficult as it is foolhardy. You can get a general idea by turning to expert researchers. For example, after consulting the woolly worms, International Resource Development stated, in a release for a \$985 market report, that "over 15 million US homes will have rooftop DBS terminals by the end of the decade." An announcement publicizing a \$1500 report from Strategic Incorporated is slightly more conservative, predicting (1) that DBS won't get a firm start until 1985-1986, and (2) a 1990 sales figure of 160,000 antennas for DBS.

Fig. 1, from International Resource Development, Inc., shows not only the forecasted growth of DBS, but also the effect that it will have on the TVRO industry. Sellers of the backyard terminal can expect a growing market through the mid-1980s but will feel the DBS pinch by 1990. Graphics from Strategic Incorporated (Fig. 2) show that home antennas may constitute a whopping 96 percent of the small Earth stations sold in 1990 yet make up only 45 percent of the dollar volume as a result of the much lower per-unit cost of DBS terminals.

Whither TVRO?

Where does this leave the potential backyard owner and the dozens of firms currently in the TVRO market? There have been no signs that distributors currently using the 4-GHz satellites will abandon them in the near future. To do so would place an enormous burden on the cable-TV industry.

The home TVRO market, which insiders pegged at about 50,000 terminals in 1982, should continue to grow through the mid-1980s. Potential growth stoppers would be federal regulations restricting or prohibiting "unauthorized" reception or a widespread move towards scrambling signals. So far, few suppliers have considered it worthwhile to invest in encryption to lock out the home segment. With time, the suppliers may overcome their reluctance to "deal direct" with the home viewer and offer some sort of plan for authorized home reception.

The entrepreneur who sees the rosy market predictions and wants to join the home-terminal fray faces a tough road. Garage and basement operators are quickly falling by the wayside as firms grow and attract outside capital. The homemade dish on the back of a pickup and the margin-

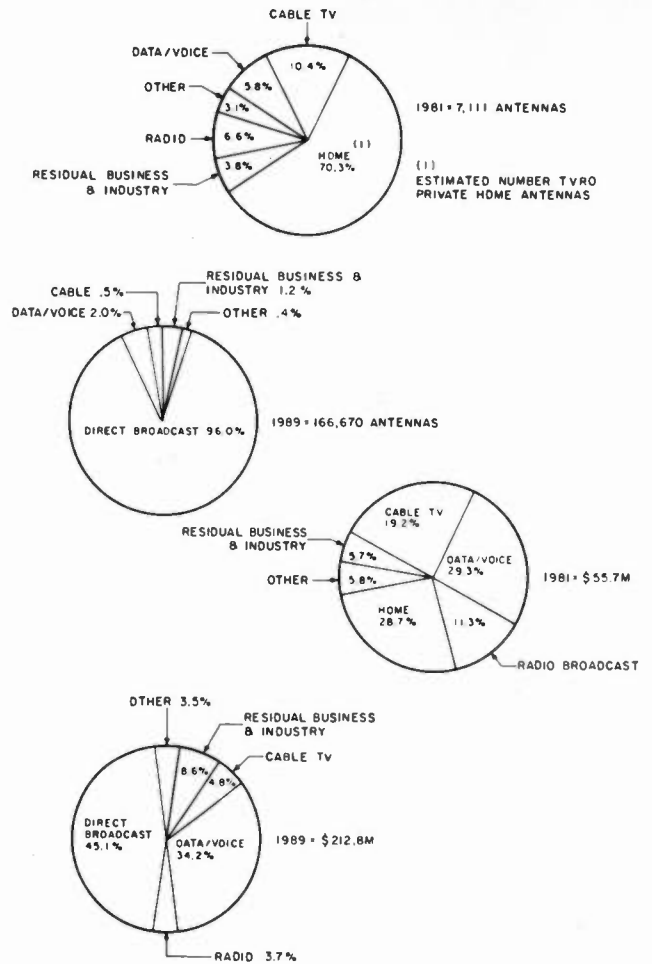


Fig. 2. Research by Strategic Incorporated suggests that DBS sales will capture much of the unit total for the Earth-station industry but consist of less than half of the dollar total.

al receiver that characterized many early dealers just don't hack it anymore. Ambitious selling and truly innovative products will still catapult the small-time operation upward, but the days of quick profit, if there ever were any, are now over.

Jobs

Dismiss all those dreams of the big bucks? No, not necessarily; just recognize that DBS is not going to be an "afterthought" industry with the hobbyist roots that the present-day TVRO field has. A number of the manufacturers have already caught on to this and are claiming that their antennas, designed for 4-GHz reception, will work just fine at 12 GHz. A few companies are even tinkering with Ku-band circuitry. But no matter what technical standards

are finally accepted for DBS and no matter who the program suppliers are, there will be a good market for knowledgeable engineers and technicians. After all, someone has to design, install, and maintain those twenty million terminals. ■

References

1. "Strategic Incorporated," press release for Small Satellite Earth Stations: US Market Opportunities, 1981-1989; October, 1981.
2. "International Resource Development, Inc.," press release for Direct Broadcast Satellite Systems, September, 1982.
3. "Fourteen Seek Direct Broadcast Rights," *Aviation Week & Space Technology*, August 10, 1981.
4. "FCC Approves DBS," *Aviation Week & Space Technology*, May 4, 1981.

Part II of this article, next month, will focus on the technological challenge of DBS.

SATELLITE EARTH STATIONS BY Boman

SAMPLE VOLUME DISCOUNT COUPON

Submit this coupon with your order, and/or payment, and receive one EFH-75 POLAR-MATIC FEED for evaluation purposes at the 24 lot price (Limit one per customer) \$9950

NAME _____

COMPANY _____

ADDRESS _____

CITY _____ STATE _____ ZIP _____

PHONE _____

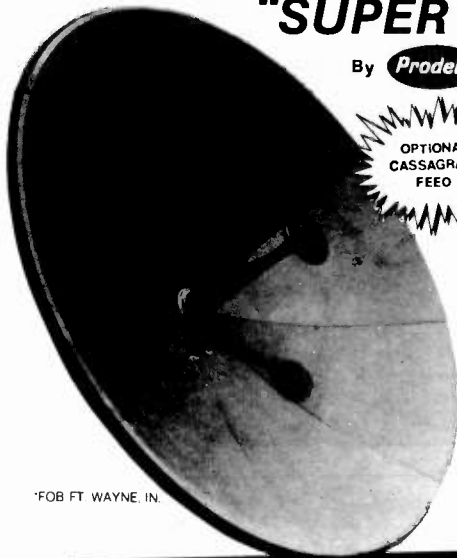


"SUPER DISH" THERMO COMPRESSION MOLEDED


By **Prodelin**

OPTIONAL CASSAGRAIN FEE

The Boman SA-3000 is a THERMOCOMPRESION MOLDED Satellite Antenna ... NO MORE GRIEF! FEATURES: 3.0 meter diameter — 8 interlocking fiberglass sections for quick, precise assembly — Unique design allows for superior stress resistance to withstand extreme environmental changes ... NO MORE GRIEF!



*FOB FT WAYNE, IN.



LNC

Why bother with a separate Down Converter, cables, etc.? Combined Low-Noise Amplifier/Down Converter features: Grounded input coupling protects against static interference and lightning damage — Low-loss, high VSWR integrated circuit assembly — One-piece housing and gaskets ensure a weather tight case.

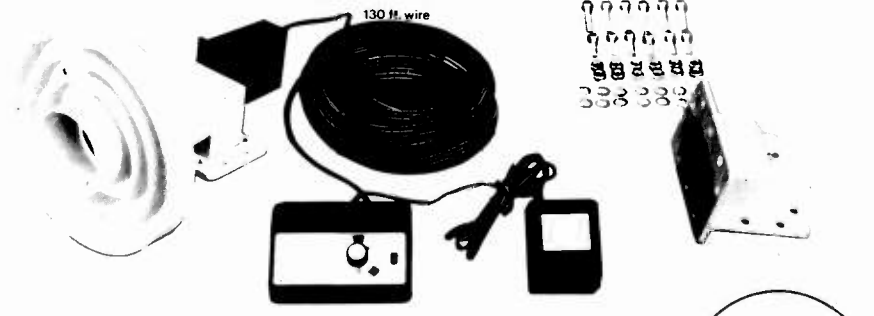


SR-800 RECEIVER

ORDER WITH:
 A - 100° (LNC)
 B - 110° (LNC)
 C - Down Converter

The Boman SR-800B Satellite Receiver uses advanced technology to provide high quality reception at a very affordable price. Features: 24 Channel capability — 6 audio channels — fine tuning control — AFC — illuminated signal strength meter — attractive design fits any decor.

The "NEW" Polar-matic Ultra Feed



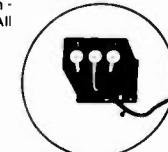
Improve your system quality with the EFH-75 Microwave Feed. It offers precision polarity selection using the attractive control shown here.

INSTALLATION FEATURES: 130 ft. of 3 conductor wire included TERMINALS attached at each end - NO MORE SPLICING - Molded terminal posts on motor cover - Painted part prevents corrosion - ON-OFF switch on control box - Power-on light on control box - All necessary hardware included.

\$9950

DISTRIBUTOR PRICE

* PRECISION CONTROL WITH ON/OFF SWITCH AND LED INCLUDES "NO SLIP" CONTACT TAPE



* WEATHER PROOF TERMINAL STRIP TO INSURE YEAR AROUND CONNECTION (NO MORE SPLICING)



* RIGHT ANGLE ADAPTER PERMITS VERTICAL OR RIGHT ANGLE L.N.A. MOUNTING




BOMAN INDUSTRIES
 SATELLITE PRODUCTS DIVISION
 9300 HALL RD. DOWNEY, CA 90241
 (213) 869-4041

157

Toll Free Numbers:

INSIDE CA: (800) 352-2553 OUTSIDE CA: (800) 421-2533

**BUTTERNUT
ELECTRONICS
COMPANY**



Model 2MCV "Trombone"
Model HF6V
Model 2MCV-5 "Super Trombone"

**THE
WINNERS**

Model HF6V — Completely automatic bandswitching 80 through 10 plus 30 meters. Outperforms all 4- and 5 band "trap" verticals of comparable size. Thousands in use worldwide since December '81! 160 meter option available now. retrofit kits for remaining VARC bands coming soon. Height 26 ft/7.8 meters; guying not required in most installations.

Model 2MCV "Trombone" — omnidirectional collinear gain vertical for 2 meters having the same gain as "double-A" types, but the patented "trombone" phasing section allows the radiator to remain unbroken by insulators for maximum strength in high winds. No coils "plumber's delight" construction and adjustable gamma match for complete D.C. grounding and lowest possible SWR. Height: 9.8 ft/2.98 meters

NEW! Model 2MCV-5 "Super-Trombone" — Same advanced features as the basic 2MCV but a full wavelength taller with additional "Trombone" phasing section for additional gain. Height: 15.75 ft/4.8 meters

All BUTTERNUT ANTENNAS use stainless steel hardware and are guaranteed for a full year. For further information on these and other BUTTERNUT products write for our FREE CATALOG!

**BUTTERNUT
ELECTRONICS**

GARY AIRPORT BOX 356 E. RTE 2
SAN MARCOS, TEXAS 78666

**Homebrew
Headquarters**

**SHORTWAVE LISTENER
APARTMENT DWELLING HAM
MINI-ANTENNA KIT —
ACTIVE ANTENNA**

12 inch voltage probe receiving antenna remote preamplifier for good S/N outperforms or equals vertical on 40-160 M requires 12v dc at less than 100 ma KIT \$32.95*

ALSO

- B&W SWL Trapped Dipole Antenna 11-49M SWL Bands \$37.50*
- B&W SWL Portable Whip Antenna 11-49M SWL Bands \$39.50*
- B&W Ham Portable Whip Antenna 2-40 Meter Bands \$39.50*

*Plus \$2.50 Shipping & Handling

1982 Catalog 50c

- Other Items**
- Antenna Traps
 - Coax Switches
 - Toroids, Beads, Rods
 - Wire
 - Resistors
 - Capacitors
 - Enclosures

Many Kits 454

RADIOKIT

Box 411S, Greenville, NH 03048
(603) 878-1033

REACH OUT!

VoCom's 5/8 wave gain antenna:

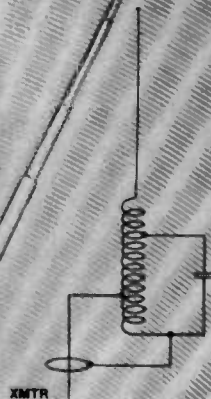
- Dramatically boosts reception.
- Gives your hand-held full quieting from places you're nearly dead in with a rubber duck.

Here's Why It Works So Well:

In order for a 5/8 wave antenna to provide its full apparent gain over a standard 1/4 wave whip, it must not only appear as 5/8 wavelength at 2 meters, but it must also utilize a ground plane. Since you can't always operate your hand-held from a car roof or other metal base, VoCom found a way to emulate the ground plane.

At right is the circuit that does it. The coil that doubles as a base spring is tap fed, and a matched capacitor completes the resonant circuit.


The result is an antenna that, fully extended, displays better than 1.5:1 VSWR across the entire 144-148 MHz band. And, when collapsed, it is the operating equivalent of a rubber duck.



How to tell a VoCom 5/8 wave antenna from its imitators:

this cutaway shows the base spring/coil, its feed tap, and the resonant circuit capacitor. Or you can simply check the VSWR—your transmitter will appreciate the difference.

See us at:
MIAMI, Feb. 5, 6



BASE SPRING/COIL

TAP FEED

CAPACITOR

**VoCom
PRODUCTS CORPORATION**

65 East Palatine Road
Prospect Heights, IL 60070

(312) 459-3680

90

RTTY - 50
Basic Terminal Unit

- 60 mA Loop Keying
- PLL Demod w/2 pole filter
- AFSK Generator

\$79⁰⁰

Call or write for **FREE** catalog with over 65 P.C. Boards & Kits.

RTTY - 100
Expanded Version of the Popular RTTY - 50


- AFSK
- 850/170
- TTL & RS232
- 60 mA Loop
- Loop Supply
- Auto Start
- 4 Pole Filters
- AGC (80db)

\$189⁰⁰

COMMUNICATIONS DESIGN INC.

1105 Lehr St. — West Memphis, Arkansas 72301
(501) 735-4568

The Code Reader That Sends



Mini-Terminal™
suggested price \$299.95

All in one package—CW, RTTY, ASCII send/receive and hard copy capability for under \$300. Unbelievable, but true! Again, Kantronics puts all the features you want in a single unit: The Kantronics Mini-Terminal™.

You send CW with your key or keyboard, and the Mini-Terminal™ converts to RTTY or ASCII. Mini-Terminal™ also reads all incoming CW, RTTY, and ASCII messages and reads out on a bright green 10-digit display. For hard copy simply attach any Centronix compatible printer, such as the Epson MX-80 or the Paper Tiger, and watch the Mini-Terminal™ do the rest.

A complete code reader and RTTY terminal, with printer compatibility all in one package only 2½" x 5" x 5¼". Get all you can for your dollar; get the Kantronics Mini-Terminal™.

See your local Kantronics dealer, or contact

Kantronics

(913) 842-7745 1202 E. 23rd Lawrence, Kansas 66044

DIRECTION FINDING?



- ★ No Receiver Mods
- ★ High Sensitivity
- ★ 135-165 MHz Standard Range
- ★ Mobile, Base or Remote Use
- ★ Bright LED Display
- ★ Optional Digital Readout
- ★ Optional Serial Interface
- ★ Kits or Assembled Units
- ★ 12VDC Operation
- ★ 90 Day Warranty

New Technology (patent pending) converts any VHF FM receiver into an advanced Doppler Direction Finder. Simply plug into receiver's antenna and external speaker jacks. Use any four omnidirectional antennas. Low noise, high gain for weak signal detection. Use serial AFSK option for remote display or tape recording data. Kits from \$270. Assembled units and antennas also available. Call or write for full details and prices.

DOPPLER SYSTEMS
5540 E. Charter Oak
Scottsdale, AZ 85254
(602) 998-1151

425

Work the Russian Robot Ops

The robots aboard Russia's two new satellites are cantankerous and challenging. Here are some tips on how to work them.

The recent addition of several Russian spacecraft into the amateur radio satellite program truly has created a flurry of excitement on the HF and VHF bands. In addition to introducing many newcomers to amateur satellite activities, these birds are also renewing widespread interest in mode A communications (2-meter SSB/CW uplink, 10-meter SSB/CW downlink). If you would like to relive the sheer fun and

enjoyment of your early days in ham radio—those times when every contact held special meaning and gave you a feeling of accomplishment—you've only to join the action on our amateur radio satellites.

The staggered orbits and comparatively high altitudes of RS (Radio Sputniks) spacecraft afford a communications range and pass-operating time roughly equivalent to the now-classic OSCAR 6 and OSCAR 7

satellites: approximately 1700-km altitude and 25 minutes. Numerous inter-continental QSOs have been conducted each day via the RS satellites, and you can join this excitement with a minimum of effort.


The RS satellites exhibit very high sensitivity, eliminating the need for sophisticated antenna systems or high-power uplink signals. As an example, I recently made fine contacts during an RS pass while using low power (10 Watts) and a J vertical for 2 meters. Mode A communications are the easiest way for HF-laden amateurs to join today's space activities, and the automatic QSOing robots aboard RS5 and RS7 are an absolute blast to contact.

RS Satellites and Orbits

Two prime attractions of

the RS satellites are their straightforward band-to-band frequency relations and their orbital-calculation simplicity. As shown in Fig. 1, each satellite receives signals within a 50-kHz spectrum of 2 meters and linearly relays them within a 50-kHz spectrum of 10 meters.

Each spacecraft's beacon can be used for determining when that bird is within communications range and for indicating when its translator is on/off. The beacon continuously transmits a series of letters and numbers, called information channels. Transmissions containing K00 indicate the transponder is off; K05 to K99 signify that the transponder is operational. Equipped with his own copy of the previously-mentioned frequency-relation chart for



Amateur satellite setup at K4TWJ includes Icom 202 and 40-Watt amplifier for uplink, Icom 730 for downlink. 12-volt power for the 40-Watt amplifier is pulled from the Icom 730's PS15 power supply. SSTV capability included. The programmable Morsematic keyer was used for contacting RS5 and RS7 robots. SF radio desk with upper shelf holding 2-meter gear proves a great convenience for satellite operations.

RS5 and RS6		RS7 and RS8	
Uplink (MHz)	Downlink (MHz)	Uplink (MHz)	Downlink (MHz)
145.910	29.410	145.960	29.460
145.920	29.420	145.970	29.470
145.930	29.430	145.980	29.480
145.940	29.440	145.990	29.490
145.949	29.449	145.999	29.499
Beacon	29.450	Beacon	29.500

Fig. 1. Frequency-relation chart which can be used for guiding operations during a satellite pass. An RS6 uplink signal on 145.928 MHz, for example, would be relayed on 29.428 MHz (\pm Doppler). Allow ± 3 kHz on all RS downlinks for Doppler shifts.

a particular RS satellite, the operator is well on his way to enjoying some exciting space-age communications.

The next item of consideration is an orbital-calculation method for accurately plotting a specific satellite's pass. As a matter of convenience, I suggest rounding out each craft's orbital period from 119.xx minutes to an even 2 hours, and each orbital incrementation from 29.xx to an even 30 degrees. These changes are of minor consequence provided they are used in conjunction with reference-orbit information listed each month in the amateur magazines. An OSCARlocator (with RS curves) is also highly desirable, especially when attempting to catch early morning north-to-south passes in the United States.

Assuming a satellite enthusiast is located in the mid-US, his no-problem communications range falls between 70 and 110 degrees. (This information is shown on most world maps.) Assuming a particular day's reference orbit for a selected bird is listed as 220 degrees at 0630 GMT, simply subtract 2-hour and 30-degree steps until the craft falls within range: 220-30 = 190 at 0430 GMT, 190-30 = 160 at 0230 GMT, 160-30 = 130 at 0030 GMT (almost within range), and 130-30=100 degrees at 2230 GMT (the previous GMT day): a perfect afternoon pass.

Finally, an antenna placement/operating chart is drawn for the selected pass. Since a typical "high in sky" pass lasts approximately 25 minutes and since a couple of minutes can be expected between equator crossing (EQX) and acquisition of beacon signals (AOS), a typical chart will look like Fig. 2. This chart and the frequency-relation chart are then used to "automatically" direct operator actions during the pass (spotting fre-

Time	Activity	Beam Position
2230	EQX	South
2232	AOS	South
2234	CW	SSW
2236	CW	SW
2238	SSB	West
2240	SSB	West
2242	PASS MIDDLE	West
2244	CW/SSB	WNW
2246	CW	WNW
2248	CW	NW
2250	CW	NW
2252	LOS	NW

Fig. 2. A typical antenna placement/operating chart drawn for a planned RS pass, indicating planned activity and antenna movements. Since this information will be used only one time it can be written on a piece of scrap paper. The uplink antenna in this example is tilted approximately 30 degrees to bypass dual rotor needs.

quencies, incrementing beam-antenna position, etc.). The operator is then free to enjoy communications fun.

As RS satellites are quite sensitive, they require only a few Watts ERP (Effective Radiated Power) for successful operations. Please, gang, bear that fact in mind and control your 2-meter power accordingly! Transponders on some RS satellites have been continuously knocked off by amateurs running excessive 2-meter ERP. In order to prevent agc clamping and attenuation of others' signals, your satellite-returned signals should always be slightly weaker than the beacon (approximately 40-Watts ERP).

Working the Robots

Two of the Russian satellites, RS5 and RS7, carry automatic QSOing robots which conduct separate amateur radio activities approximately 100 kHz below their spacecraft's transponder—see Figs. 3(a) and 3(b). The robot will call CQ, ID (either RS5 or RS7), announce its 2-meter CW listening frequency, and stand by for calls (bedlam, which I will discuss presently).

Satellite	Uplink Receive	Downlink Transmit
RS5	145.826 MHz	29.331 MHz (± Doppler)
RS7	145.835 MHz	29.341 MHz (± Doppler)

Fig. 3(a). Frequencies used by the RS robots for contacts with Earth-based amateurs. Frequencies may vary ±3 kHz with Doppler shift.

Robot: CQ de RS5 QRU on 145.826 MHz AR
Amateur: RS5 de K4TWJ AR
Robot: K4TWJ de RS5 R QSO Nr 740 RST579 OPR
Robot: Robot...etc...K
Amateur: RS5 de K4TWJ R QSO RST579 QTH ALA OPR
Amateur: Dave...etc...K
Robot: K4TWJ de RS5 QSL 73 CQ de RS5 QRU...
Robot: etc...AR

Fig. 3(b). QSO format used for contacting robot operators aboard RS5 and/or RS7 satellites. Speed must be between 16 and 20 wpm, and keying must be exact.

Assuming an amateur contacts the robot, he receives a signal report and QSO number, etc., which can be used for QSLing the unique space-type contact. Following a subsequent reply and exchange of 73s, the robot again calls CQ and begins further QSOs. As this article is being written, heavy pileups and ill-informed operations on the robot's 2-meter listening frequency are causing jamming and confusion. Simply stated, all stations must take turns calling and working the robot. Transmissions must be held to one station at a time, otherwise Morse transmissions become a series of unintelligible dashes or continuous carriers.

The robot's receiving bandpass is approximately 5 kHz, yet any (or all) signals load into memory and are relayed on 10 meters with the same pitch. Thus you can hear the 2-meter input exactly as the robot hears it. If all stations attempting to contact the robot use FM-repeater tactics (transmit only when other stations are not transmitting—an easy task since satellite operations are full duplex), confusion is eliminated and all can enjoy contacts.


Even with those situations dealt with, robot contacts

are yet a challenge: RS5 may tell you to send faster (QRQ) or send better (QSD). Despairingly, you load the complete QSO format into a programmable keyer of variable speed and plot a wee-hour pass to avoid QRM. That time, RS5's robot only listens (you hear your 10-meter-relayed signals, but where's the robot?), and RS7 follows a few minutes later calling CQ! The Russians can truly be proud of their designing and programming of these robots. They're clever, inspiring, challenging, aggravating, and fun. If you manage to wrangle a contact, you're a fairly good operator.

Satellite Equipment

There's a good chance you already possess the basic equipment for RS-satellite operations, namely an HF rig with full 10-meter coverage and an all-mode 2-meter rig. You've only to combine these units at one operating location to join the excitement of amateur space communications. Although the RS satellites usually produce a slightly stronger downlink signal than OSCAR 8, a relatively sensitive receiver is desirable (TS-830, TS-130, IC-730, FT-102, etc.). An outboard receiving preamplifier is also quite beneficial, but

PROGRAMMABLE CTCSS ENCODER



\$26⁹⁵

- All 37 EIA Tones
- Quartz Accurate
- Less than 1 inch square

AVAILABLE FOR IMMEDIATE DELIVERY
For more information call TOLL-FREE
(800) 828-6884

NY: (800) 462-7242

CANADA: (416) 884-3180

218



FERRITRONICS
MOBILE DATA SYSTEMS

1319 PINE AVE.
NIAGARA FALLS NY 14301
(716) 282-7470 TLX 64-6303

not mandatory. Some of the presently-popular 2-meter rigs suitable for RS activities are Yaesu's FT-480R, Kenwood's TR-9130 and Icom's IC-251A. Portable units such as Yaesu's FT-290R or Icom's IC-202 are also grand, although non-QRP enthusiasts may want to add a high-gain antenna or small rf amplifier (operating power can be borrowed from the HF transceiver's 12-volt supply, since very low current is used when that unit is receiving).

The most popular antennas for 2-meter satellite operations are twist or crossed yagis which contain an equal number of horizontal and vertical elements plus a phasing harness for circular polarization. Due to the sensitivity of the RS satellites and the gain of vertical J antennas, however, I've recently experienced quite acceptable results while using KLM's new JV-2

J antenna. That thing really works! Most amateurs merely use crossed dipoles or their triband beam for receiving 10-meter satellite signals. In fact, the RS birds can easily be worked mobile if desired!

Conclusion

The RS amateur satellites represent a true era in both space-age communications and Phase II (low orbit) operations which can be enjoyed by almost every radio amateur. If you're just getting started in amateur satellite activity, I suggest operating RS6 and RS8. The transponders aboard these satellites are somewhat better than RS5 or RS7, and they exhibit less heavy fade. Whichever way you go and whatever gear you use, you will find satellite communications a refreshing new experience in amateur radio. It is indeed tomorrow's frontier in today's world. ■



4511 RTTY Interface for TRS-80* Color Computer Owners

- Simply plug into Program Pak* slot.
- No software to load. It is in ROM.
- Split screen features word wrap and continuously displays status.
- Selective calling stores incoming messages on cassette tape.
- Baudot and ASCII modes.
- Standard EIA signals to your T.U.
- Complete documentation supplied.

4511 RTTY Interface

171

\$169.95



RIDGE
SYSTEMS
CO., INC.

Tested & assembled, 90 day warranty, we pay shipping. Mass residents add 5% sales tax.
*A trademark of Tandy Corp.

P.O. Box 772, Acton, MA 01720 (617) 264-4251

We stock: RADIOS

Arden
Icom
KDK
Kenwood
Santec
Ten-Tec
Yaesu

ANTENNAS

AEA Isopoles
Antenna Specialists
Avanti
Butternut
Cushcraft
Hustler
Hy-Gain
KLM
Larsen
Mini-Products
Mosley
VoCom

ACCESSORIES

AEA Keyers, Code Readers
Alliance Rotors
Ameritron Amplifiers
ARRL Publications
Astron Power Supplies
B & W
Bencher Paddles
Callbooks
CDE (Telex) Rotors
Daiwa/MCM/J.W. Miller
Kantronics
MFJ
Benjamin Michael Clocks
Microlog
Mirage Amplifiers & Meters
Saxon Cable
Telex Headsets
Tokyo Hy-Power Amplifiers
VoCom Amplifiers

idge, inc.

13646 Jefferson Davis Highway
Woodbridge, Virginia 22191
Store Hours: M-W-F 12 noon-8 p.m.
T-Th-S 10 a.m.-4 p.m.
Information and Virginia Orders:
(703) 643-1063
Call for Quotes
Dealer Inquiries Invited

Your SWL & Marine Communications Dealer

ORDER TOLL FREE 1-800-336-4799 (Orders Only, Please)

Order Hours: M-F 11 a.m. to 7 p.m.
Saturday 10 a.m. to 4 p.m.
Bonus: 2% Discount
for Prepaid Mail Orders
(Cashiers Check or Money Order)

Send stamp for a flyer.
Terms: Prices do not include shipping. VISA and Master Charge accepted. 2% discount for prepaid orders (cashier's check or money order). COD fee \$2.00 per order. Prices subject to change without notice or obligation. No personal checks accepted. Returns subject to 10% restocking fee.

UNIVERSAL COMMUNICATIONS

A Division of
Innovative Labs, Inc.

KIT #1

DOWNCONVERTER	\$19.95
VARIABLE POWER SUPPLY	\$19.95
CIGAR ANTENNA	\$19.95
★ Kit Special — buy all three.....	\$49.95
SAVE \$10.00	

KIT #2

DOWNCONVERTER	\$19.95
VARIABLE POWER SUPPLY	\$19.95
KD 44 DISH ANTENNA.....	\$47.95
★ Kit Special — buy all three.....	\$79.95
SAVE \$7.90	

ASSEMBLED SPECIAL

ASSEMBLED DOWNCONVERTER	\$39.95
ASSEMBLED VARIABLE POWER SUPPLY.....	\$29.95
CIGAR ANTENNA	\$19.95
★ Assembled Special — buy all three.....	\$79.95
SAVE \$10.00	

Great Gift Ideas for the Holiday Season

SUPERVERTER I assembled only	\$109.95
crystal not included	
SELECTIVE PREAMPLIFIER.....	\$26.95
HIGH GAIN TRANSISTOR	\$6.95
DRIFT MODIFICATION	\$1.25
KD44 DISH ANTENNA	\$47.95

"See You at the Miami Convention!"

For information or ordering
(817) 860-1641

Hours, 8:30-5:00 CST; Mon.-Fri.

UNIVERSAL COMMUNICATIONS

P.O. Box 339
Arlington, TX 76004-0339



2300 MHZ

BUILT	CONVERTER ANTENNA POWER SUPPLY	KIT	PC BOARD ALL PARTS DOWN CONVERTER
	NOW		
	77.90		9.95

DISK YAGI ANTENNA \$12.95
COMPLETE KIT WITH PVC AND MOUNTING BRACKET

POWER SUPPLY \$15.95
VARIABLE 4 TO 15 VOLTS

ALUMINUM CABINET \$6.95
ANODIZED BLACK WITH BRUSHED FINISH
ALL HOLES ARE PRE-PUNCHED

BUILT CONV BOARD \$22.50

BUILT P/S & CABINET \$34.95

COMPLETE SYSTEM BUILT \$77.90

TRIONYX INC ADD \$5.00 FOR SHIPPING & HANDLING
6219 COFFMAN RD #104 INDIANAPOLIS, INDIANA 46268 NO COD
317 291 7280 PHONE OR MAIL ORDER

HIGH PERFORMANCE PRESELECTOR-PREAMP


The solution to most interference, intermod, and desense problems in AMATEUR and COMMERCIAL systems.



- 40 to 1000 Mhz - tuned to your frequency
- 5 large helical resonators
- Low noise - High overload resistance
- 8 dB gain - ultimate rejection > 80 dB
- 10 to 15 volts DC operation
- Size - 1.6 x 2.6 x 4.75" exc. connectors
- **FANTASTIC REJECTION!**

Typical rejection: Price - \$69.95 bipolar w/RCA jacks
 ± 600 Khz@144 Mhz: -28dB Connector options: BNC \$5, UHF \$6, N \$10
 ± 1.6 Mhz@220 Mhz: -40dB
 ± 5 Khz@450 Mhz: -50dB **SUPER HOT! GaAs Fet option \$20**

AUTOMATIC IDENTIFIERS



- For transceivers and repeaters - AMATEUR and COMMERCIAL
- Automatic operation - adjustable speed and amplitude
- Small size - easy installation - 7 to 15 volts DC
- 8 selectable, reprogrammable messages - each up to 2 min. long
- Wired, tested, and programmed with your message(s)
- Model ID-1 - \$39.95 Model ID-2 w/2 to 10 minute timer - \$59.95

We offer a complete line of transmitter and receiver strips and synthesizers for amateur and commercial use.
Request our free catalog. Allow \$2 for UPS shipping - Mastercard and VISA welcome

GLB ELECTRONICS
1952 Clinton St. Buffalo, NY 14206
716-824-7936, 9 to 4


CONTROL IN BASIC

FOR \$169.95

No Need For

- Assembly Language
- Development Station
- Expensive Test Gear

Just a Terminal



THE JARR Z8 BSC CONTROLLER

INCLUDES:

- *Tiny Basic Monitor
- *Timer/Event Counter
- *4K User Eprom or Ram
- *Over 200 Pages of Documentation
- *RS-232 Serial Line
- *14 Parallel I/O Lines
- *Expandability!

FOR INTERFACING TO:

- *Sensors
- *Triacs
- *Displays
- *Relays
- *Keyboards
- *Switches
- *SCR's
- *A/D & D/A

APPLICATIONS:

- *Heating Control
- *Home Security
- *Lighting Control
- *Speech Synthesis
- *Programmable Rotor Controller
- *RTTY / CW Control
- *Home Automation

With the Jarr Z8 Controller, 1000's of dedicated microprocessor control applications can be realized.

Development of a control program is easy!

By utilizing simple BASIC commands, create a program to accomplish your specific task. When your program does what you want, simply download from RAM to EPROM. From, then on, whenever the Z8 controller powers up it will automatically execute your control program.

JARR Z8 Controller Peripherals:

- *Eprom Programmer/Cassette Interface (Model # Z8-ECI)
- *24 Line Parallel I/O Card (Model # Z8-PIO)
- *8 Channel Relay Control Card (Model # Z8-RCC)
- *2 Channel Temperature Sensing Card (Model # Z8-TSC)
- *Breadboard Interface Card (Model # Z8-BIC)
- *Speech Synthesizer Card (Model # Z8-SSC)

Call, Write or Circle reader service number for detailed information on the JARR Z8 Control Family.

JARR CORPORATION

"We Make Control Easy"

9127 Benavides SW
Albuquerque, N.M. 87105
(505) 831-0221

80M IN 24 FT!



Put a broad bandwidth 80M dipole in 24 ft with the SLINKY DIPOLE® antenna. Comparable low SWR, space savings and performance on ALL HF bands, including SWL and WARC. Complete kit: 2 special 4" coils, 50' RG-58/U coax, balun kit, mounting hardware and instructions. Great for apartments, condominiums, motels and vacation use. Easy set up and adjustment.

Ask for **FREE** antenna comparison sheet

Blacksburg Group
Box 242 Suite 500
Blacksburg, Virginia 24060
703/951-9030

49.95 postpaid (in U.S.A.)
Money Back Guarantee
Virginia residents
add 4% sales tax

✓118



LINEAR 2 TO 400 MHZ PLANBOOK

15 to
1000 WATT
14 Different Models, 100 pgs
\$11.95

A.P. Systems

Box 263 sm.

Newport, RI 02840 (401) 846-5627



✓169

AZDEN PCS-4000

ADVANCED MICROCOMPUTER
CONTROL - 16 MEMORIES -
25 WATTS - SUPER COMPACT
142-150 MHZ - ANY SPLITS
- ONE-YEAR WARRANTY -

ALSO: PCS-300 HT,
PCS-2800 10M FM,
accessories, etc.

KDK FM-2030

EASY TO OPERATE - SINGLE-
KNOB TUNING - RIT - 10
MEMORIES - 25 WATTS -
SCAN BAND OR MEMORIES -
TT MIC. WITH UP/DOWN
FREQ. CONT. - ANY SPLITS
BEEPS AT MEMORY BAND
LIMITS FOR EYES-OFF
OPERATION

Special discounts - call for quote

B. G. CARL ELECTRONICS

11128 Claire Ave. Northridge, CA 91326

Call: 1-213-363-1216 (anytime)

Bryan
AG6R

RF-Power!

Super Stick II & III
+9db 5/8 wave + 3db 1/4 wave
Plus a 2 Meter or 220 MHz Duck
For Under A Buck

\$19⁹⁹ + 1¢
For The Duck

THE WORD IS OUT!

The SSII 2 meter & SSIII 220 MHz 5/8 wave ants. exhibit 9 db gain over a short rubber duck when fully extended and 3db when collapsed to a quarter wave. The SSII or SSIII is the solution to many of those fringe area problems that plague every repeater system. With the Tuned Antenna's exclusive modular construction you can replace or exchange any of the 15 types of base connectors, plus the telescopic section may be replaced for only \$5.00. The tuned loading coil/spring is soldered to the machined end caps not swedged...And there are no ticky tacked capacitors or leads in the SSII or SSIII's loading coil to break.

There are no short cuts in designing and building quality ants. The Super Stick ants. are the only 5/8 wave ants. that spec gain in db at a 1/4 wave and 5/8 wave over a rubber duck. These gain figures were obtained from extensive field testing on HT's. Now you know why the word is out. The SSII & SSIII ants. give your HT more effective power. Call one of our 112 dealers today.

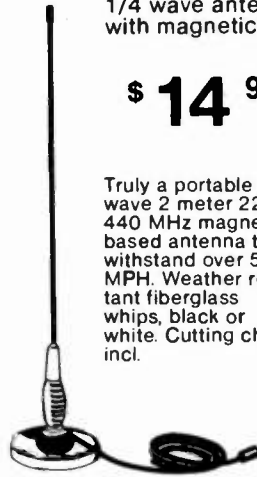
✓57

New! **MOBIL LINE**

1/4 wave antenna
with magnetic base

\$14⁹⁵


Truly a portable 1/4 wave 2 meter 220 or 440 MHz magnetic based antenna to withstand over 55 MPH. Weather resistant fiberglass whips, black or white. Cutting chart incl.



WITH NMO TYPE BASE

5/8 wave 2 meter
mobile antenna
with cable...

\$29⁹⁵



MB-2 2 meter MB-220 220 MHz MB-440 440 MHz MB10 10 meter M-150 1/4 wave MH-440 ants.


To Order Call

(619) 268-0720



Terms: C.O.D. check or money order
Please add \$2.00 for first antenna and
\$1.00 for each additional antenna
to cover shipping and handling.

THE TUNED ANTENNA CO. 9520 Chesapeake Dr., #606, San Diego, CA 92123



WACOM

DUPLEXERS

U.S. Patent No. 4,080,601

**OUR NEW BANDPASS-
REJECT DUPLEXERS WITH EXCLUSIVE
B_pB_r CIRCUIT FILTERS®**

...provides superior performance,
especially at close frequency spacing.

Models available for all commercial and ham bands.
Special prices for amateur repeater clubs.

✓79



**WACOM
PRODUCTS, INC.**

P.O. BOX 7127 • WACO, TEXAS 76710
817/848-4435

NEW TS830S for \$150?

Yes indeed! Just add a Matched Pair of top-quality 2.1KHz BW (bandwidth) Fox Tango Filters. Here are a few quotes from users:

"... Makes a new rig out of my old TS830S!..."
"...VBT now works the way I dreamed it should..."
"...Spectacular improvement in SSB selectivity..."
"...Completely eliminates my need for a CW filter..."
"...Simple installation · excellent instructions..."

The Fox Tango filters are notably superior to both original 2.7KHz BW units but especially the modest ceramic 2nd IF; our substitutes are 8-pole discrete-crystal construction. The comparative FT vs Kenwood results? VBT OFF — RX BW: 2.0 vs 2.4; Shape Factor: 1.19 vs 1.34; 80dB BW: 2.48 vs 3.41; Ultimate Rejection: 110dB vs 80. VBT SET FOR CW at 300Hz BW — SF 2.9 vs 3.33; Insertion Loss: 1dB vs 10dB.

AND NOW A NEW TS 930S!

Tests prove that the same filters improve the '930 even more than our '830. Don't buy CW filters — not even ours. You probably won't need them!

INTRODUCTORY PRICE: (Complete Kit)...\$150
Includes Matched Pair of Fox Tango Filters, all needed cables, parts, detailed instructions. Specify kit desired: FTK-830 or FTK-930.
Shipping \$3 (Air \$5). FL Sales Tax 5%

**ONE YEAR WARRANTY
GO FOX-TANGO - TO BE SURE!**
Order by Mail or Telephone.

AUTHORIZED EUROPEAN AGENTS
Scandinavia MICROTEC (Norway)
Other: INGOIMPEX (West Germany)



FOX TANGO CORPORATION
Box 15944S, W Palm Beach, FL 33406
Phone: (305) 683-9587 ✓323

GIANT HEAVY DUTY INFLATABLE BOATS

2 MAN	\$38
3 MAN	\$50
4 MAN	\$65

Before Midnight February 28

Viking Inc. will send any of the above size boats to any reader of this publication who reads and responds to this program before midnight February 28. Each boat is constructed of tough, high density fabric (resistant to abrasion, sunlight, salt, & oil), electronically welded embossed seams, nylon safety line grommeted all around, heavy duty oar locks, three separate air chambers for extra safety, self locking safety valves, bow lifting and towing handle, and are recommended for marine, ocean, and fresh water recreation, camping, fishing, or a family fun boat, and will be accompanied with a LIFETIME guarantee that it must perform 100% or it will be replaced free. Add \$7 handling & crating for each boat requested, Viking Inc. pays all shipping. If your order is received within the next ten days you will receive FREE a high volume combined hand/foot inflator/deflator bellows style pump for each boat requested. Should you wish to return your boats you may do so for a full refund. Any letter postmarked later than February 28 will be returned. LIMIT: Three (3) boats per address, no exceptions. Send appropriate sum together with your name & address to: Boat Dept. #108DR, Viking Inc., 6314 Santa Monica Blvd., L.A., CA 90038, or for fastest service from any part of the country, call collect before midnight 7 days a week.

CALL COLLECT (213) 462-2655
(Ask exchange operator for)
BOAT DEPT. #108DR
Before midnight, 7 days a week
Have credit card ready

Ham Radio Hits the '82 World's Fair

*When the gates in Knoxville opened, would WA4KFS be ready?
Here's the inside story of the World's Fair station.*



While the health pavilion was being finished, local hams installed two towers, tribanders, a 2-meter antenna, and dipoles.

*John M. Clark N4AQI
509 Cimarron Trail
Knoxville TN 37919*

Photos by WD4MQQ

The theme was energy, and amateur radio generated plenty of it—rf and human—during a successful six-month run at the 1982 World's Fair in Knoxville.

SSTV contacts to Europe, the opportunity to send radiograms to the folks back home, rag-chewing on RTTY, and a lot of conversation about the excitement of ham radio were among the activities fair visitors found at the Tennessee Wireless Association exhibit.

Thanks to the tireless work of a group of East Tennessee hams and the generosity of US amateur radio dealers and manufacturers, our worldwide, high-technology hobby continued in Knoxville the long tradition of ham radio at world's fairs.

Officials of the City of Knoxville's health pavilion, where the amateur station was located, estimated as many as half the fair's approximately 11 million visitors could have seen the amateur radio exhibit during the May to October exposition. It was a magnificent showcase for amateur radio.

Plans for bringing amateur radio to the '82 fair began about a year before the event opened. Many of the original group that met at the Knoxville and Oak Ridge hamfests early in 1981 to talk about the idea of ham radio at the fair went on to assume major responsibility for the effort.

The group incorporated itself as the Tennessee Wireless Association, a non-profit organization char-



Operators from throughout the US and many foreign countries stopped by to operate the station. A commemorative certificate and QSLs were available from the Tennessee Wireless Association.

tered for the sole purpose of sponsoring an amateur radio exhibit at the fair. Under TWA president Ed Dunn W4NZW, the group's first order of business was to approach fair officials about obtaining a site for the station. Virgil Davis KA4RPA, a TWA officer, talked with Knoxville mayor Randy Tyree and secured a location in the city's health pavilion. Health care under emergency conditions was the theme of several exhibits in the pavilion, and the mayor and city officials felt the station would be appropriate there because of the emergency-communications aspect of the amateur service.

The site was superb. The health pavilion was a striking geodesic dome in the center of the fair site, near the Sunsphere, the fair's theme structure. An additional benefit was being located in a high-traffic area near the pavilion's entrance.

With the exhibit space tied down, TWA officers turned their attention to lining up equipment which would demonstrate the diversity of amateur radio. Ten-Tec, Inc., located in nearby Sevierville, was asked to supply HF rigs for three stations. The company agreed, and Tom Sal-

vetti WD4FVU of Ten-Tec accepted the job as equipment coordinator for TWA.

Amateur dealers and manufacturers responded generously to Salvetti's calls, and approximately \$20,000 worth of state-of-the-art gear was loaned and soon on its way to Knoxville.

L. B. Cebik W4RNL, who has written a book on station design, was called on to produce a layout making the most efficient use possible of the 105-square-foot space. Three stations, two designated for general operating and one for specialized communications, were planned.

Although equipment needs were largely met by dealers and manufacturers, funds for installation and operation of the station were needed. Eleven area radio clubs and more than 60 individual amateurs responded, and Jerry Goodchild K4DZR, TWA secretary/treasurer, reported that approximately \$2000 was donated to support the station.

Jerry also accepted, with the help of station trustee Chip Coker KD4C, the job of scheduling control operators for the station. About 40 hams each month worked shifts of three to eight hours as control operators. The



George Child N4BCS installed the 2-meter antenna atop one of the two crank-up towers in the shadow of the Sunsphere.

station was staffed almost all of the 12 hours per day the six-month fair was open.

TWA directors talked about asking the FCC for a special callsign for the station, hoping that Knoxville's hosting the first world's fair in the South would persuade the commission to relax regulations on special calls. Deciding that prospect was dim, Chip KD4C offered the use of WA4KFS, for which he is trustee. Perfect—the phonetics would be "Knoxville Fair Station."

A year-long planning effort by TWA paid big dividends when the time came to install the station. Construction at the fair site was on a tight schedule, with several buildings being ready only hours before the May 1st opening. While work continued on the health pavilion, TWA erected its two 50-foot towers and rotors from Hy-Gain/Telex and Texas Towers. Aboard were a Hy-Gain TH-3 and a V-2 for 2 meters and a KLM KT34A. Dipoles



Three complete HF stations with SSTV and RTTY made up the amateur radio exhibit at the Knoxville World's Fair. Information on amateur radio for non-hams was available at WA4KFS.



With QSLs in the background, Charlie Price WB4VFP explained the many facets of amateur radio to the public.

for 40 and 80 meters were cut, and feedlines from Times Wire and Cable Company were strung and ready to be hooked to the rigs.

The three stations were built around Ten-Tec Omni C transceivers and Hercules solid-state linear amplifiers. Matching tuners, vfo's, keys, and mikes were from Ten-Tec, with MFJ providing

memory keyers and clocks. KDK Distributing of Nashville supplied KDK 2036 transceivers for 2 meters. All the gear was housed in stylish consoles from S-F Amateur Radio Services of California.

The latest RTTY equipment was sent to Knoxville by Hal Communications, and SSTV gear came from

Robot Research. Both slow-scan and Teletype® attracted a lot of attention from non-hams who stopped by the exhibit.

RCA and Smith-Victor Sales supplied the SSTV camera, monitor, and tripod, and Overman International, which has a manufacturing plant in Knoxville, provided chairs for the station, which was fully accessible to handicapped operators.

A crowd of 82,000, including President and Mrs. Ronald Reagan, enjoyed opening day ceremonies on May 1st. Shortly after the official festivities, WA4KFS went on the air. Pileups were common, as hams around the world wanted an '82 World's Fair QSL card or a special certificate for working the station and 10 other Tennessee hams from May to October.

Amateurs coming to Knoxville were provided with World's Fair information via ham radio. A 2-meter information station was built and placed on the air by Robin Rumbolt WA4TEM. By keying the station on simplex and giving their call, hams received information on parking, shuttle bus service, and lodging. Area repeaters were monitored by operators who could give directions and answer questions about East Tennessee and the fair.

Many amateurs heard of WA4KFS from the 2-meter information station, but a large number said they knew about the exhibit before coming to Knoxville, thanks to the work of publicity director Steve Kerchel AA4AK. Some hams spotted the tribanders and followed the coax into the pavilion. All visiting amateurs were asked to sign the guest log at the reception counter and were given the opportunity to operate the station.

And operate they did—all modes, all bands. Some kept skeds they'd made in advance, others checked in-

to nets, some looked for DX. Many added considerable skill to the art of rag-chewing.

Control operators answered thousands of questions from non-ham fair visitors and helped hundreds fill out radiograms, which were moved by Anita Teffeteller NG4J, one of the nation's top traffic handlers. Brochures about the station with tips on how to become a ham were given to those who stopped by for a chat.

Several control operators said they found conversations with fair visitors—American as well as foreign—interesting and educational. The foreigners came from Australia, South America, New Zealand, South Africa, Europe, and many other parts of the world.

If you worked the World's Fair station and want a QSL, send an SASE to Harvey Cross W4PKM. You can get the special certificate for working WA4KFS and 10 other Tennessee stations by sending \$2 and log confirmation to Sarah Hickey N4EFA.

TWA, the 1982 World's Fair, and the amateur community express their gratitude to the manufacturers and distributors who made the "Knoxville Fair Station" possible. Those firms were: Hal Communications, Hy-Gain/Telex, KDK Distributing, KLM Electronics, MFJ, Overman International, RCA, Robot Research, S-F Amateur Radio Services, Smith-Victor Sales Corp., Ten-Tec, Inc., Texas Towers, and Times Wire and Cable Co.

Thousands of people at the fair saw amateur radio at its finest, and East Tennessee hams who served as control operators and repeater monitors threw in a large dose of southern hospitality for good measure.

Look for some new hams on the airwaves because amateur radio went to the fair. ■

Introducing our Latest Model — NOVAX II

**SIMPLEX / DUPLEX
AUTOPATCH**

NOW TWO MODELS TO SERVE YOU BETTER
YOUR OWN PRIVATE AUTOPATCH

NOVAX
MOBILE CONNECTION

NOVAX interfaces your standard 2 meter; 220; 450; etc. Base station and telephone, using a high speed scan switching technique so that you can direct dial from your automobile or with your HT from the backyard or poolside — Automatically ... Easy installation transceivers, featuring solid state switching, offer best results ... Available interfaced with an ICOM 22U.

FEATURES	NOVAX I	NOVAX II
• 3 min. Call duration timer	YES	YES
• Up to 45 sec. activity timer	YES	YES
• Single digit Access Control	YES	NO
• DTMF (Touch Tone)™ phone connection	YES	YES
• 4 digit Access Control	NO	YES
• Toll Restrict	NO	YES
• LED Digital Display	NO	YES
• Vinyl covered alum. case size	5" x 6" x 2"	10" x 8" x 1 1/2"
• Directly Interfaces with Repeater	NO	YES
• Rotary Dial System (incl. Last digit dial)	NO	YES—"Option"—\$49.95
• Ring Back (reverse autopatch) "Option"	YES—\$39.95; Kit \$29.95	YES—Wired—\$39.95
• Price	Kit: \$169.95/wired \$219.95	Wired only \$279.95
N.Y.S. Res. add appro. Sales Tax	SHIPPING ADD \$3.50 in U.S.A.	

To order, send check, money order to:
MASTER CHARGE AND VISA ACCEPTED

URGENT DEVELOPMENT CORPORATION
(formerly R.W.D. Inc.)

Box 182 - Tudman Rd.
Westmoreland, N.Y. 13490
or Phone 315-829-2785

* Trademark ITT

WHY COMPROMISE

Others claim more gain for their antennas than the IsoPole™ antennas, but none can beat the IsoPole for HONEST on-the-horizon omni-directional gain unless you are willing to spend at least THREE TIMES AS MUCH!!! The IsoPole is easiest of ALL competitive models to assemble, has a weather protected, factory-tuned matching network, (no more aggravating SWR variations with weather changes), uses all stainless steel hardware, and is designed to withstand severe icing and wind conditions. The IsoPole antenna is UPS shippable without the standard 10 foot 1 1/4 inch TV mast. You can buy the mast from your local ham dealer, hardware store, or Radio Shack™ store for less than the shipping costs of a single mast. When good strong, low cost 10 foot sections of mast are so easily available, why compromise by using several shorter pieces that have to be joined together?

For more details, please write for our latest catalog or visit your favorite dealer.


Prices and Specifications subject to change without notice or obligation.

ADVANCED ELECTRONIC APPLICATIONS, INC.
P.O. Box C-2160,
Lynnwood, WA 98036
(206) 775-7373
Telex: 152571 AEA INTL -2

AEA Brings you the Breakthrough!

THE AFFORDABLE REPEATER

FROM THE MANUFACTURER OF COMMERCIAL & MILITARY EQUIPMENT MADE IN USA AT OUR MIAMI, FLORIDA PLANT



\$499. * Basic Price
FEATURES:

OPTIONS

- Helical Filter Installed \$65.00.
- 8 Pole Filter Installed \$20.00.
- Cooling Fan Installed \$30.00.
- Duplexer
- Deluxe Cabinets
- Timer
- Tone Panel

OTHER PRODUCTS

- Simplex and Full Duplex
- VHF/UHF Mobiles and Bases
- Rural Radio Telephone
- Auto Patch
- HF SSB Transceiver
- Catalogues available upon request

* Full Duplex Radio \$469.00.

- Several Frequency Ranges
30-50 MHZ, 132-172 MHZ,
200-240 MHZ, 380-480 MHZ.
- Sensitivity .3 Microvolt 12 DB S/N
- Power Output 30 Watts.
- Four Pole IF Filter.
- Complete separate transmitter and Receiver
- 13.6 VDC or 115/220 UAC Power Supply.
- 19" Rack Mounting.

PAYMENT TERMS:

Domestic Orders 50% with order
50% C.O.D.
Foreign Orders Letter of Credit
or Advance Payment.
Allow 2 to 6 weeks for delivery.

ITS International Telecommunications Systems Florida Inc.

8416 N.W. 61 ST. / MIAMI, FLORIDA 33166
TEL: (305) 593-0214 / TELEX: 525834 -215

APPLIED INVENTION
THE SOURCE FOR SOLID STATE / STATE-OF-THE-ART

GaAs FETS by MITSUBISHI

2M - K Band. Very low noise and medium power
BEST BUY: MGF1402 1.1 dBNF (1.3 dBG) @ 4GHz \$15.00/
MGF1412 GUARANTEED 0.8 \$50.25 - 0.9 or 1.0 dBNF @ 4GHz
MGF1403 GUARANTEED 0.7 dBNF @ 4GHz
Also MGF1200, MGF1400, MGF1801 and MORE

Microwave Modules

MITSUBISHI X BAND Hybrid Integrated Circuits with
Dielectric Resonator (0.12MHz/°C) GaAs FET Oscillators

FD 1010X	10.4 GHz, 15mw out, UER100 Flange	\$37.50
FD 1210Y	11.5 or 12.0 GHz, UER120 Flange	\$37.50
* FD UP11KF	Complete Heterodyne Rx, 10.458 GHz LO	\$34.50

Use with 2 GHz IF for 12 GHz Satellite TVRO

* FD DP13KF	Doppler Module 10.525 GHz UER100 Flange	\$41.00
Modules, mechanically Tune ± 0.15 GHz, voltage tune ± 4 MHz		
* X-Band 15 dBG die cast horn antenna (UER100)		\$17.00
* GaAs FET Preamplifier 1.72 GHz or 2.0-2.35 GHz, 2dBNF		\$48.00

Active and Passive Components

OPTOELECTRONICS from MITSUBISHI and SIEMENS

* LASER DIODES 3 mw single mode CW	ML3101 830nm	\$100.00
	ML4101 780nm	\$146.00
IR LED High efficiency 16 mW @ 100 mA LD271		\$ 0.75
PIN PHOTODIODE Large area, fast detector BPW34		\$ 3.00

UNIVERSAL PROGRAMMABLE SWITCHED CAPACITOR AUDIO ACTIVE FILTER
No external R or C. 16 pin DIP. RE TICON R5620 \$7.50/ Ap. Notes \$ 2.00

MRF 901 Substitute	25C2876, FT=7GHz, 2.2dBNF @ 1GHz	\$ 1.50
LEADLESS OSK CAPS	100, 220, 470, 680, 1000 pf 10 for	\$ 2.50

MICROWAVE CHIP CAPS Very low loss VITRAMON P7800 Series
G0B0 7.14 GHz) G04(1.3 2.6 GHz) G01(2.6 4 GHz) \$ 1.00

STRIPLINE SHUTTLE TRIMMERS (VOLTRONICS)	0.1 2.5, 0.5 9.0 pf	\$ 3.19
HQ SEALED CERAMIC PISTON TRIMMERS (VOLTRONICS)	0.6 9.0 pf	\$ 3.41

* THERMOELECTRIC HEAT PUMPS: 19 Watt, 30x30mm 8.6 volts \$ 21.00
1.6 Watt 4.6x4.6mm, 1.5 volts \$ 30.00

WE ALSO STOCK: SMA Connectors, Teflon/Glass PC board, negative voltage converters for GaAs Fet bias, ferrite beads and toroids for preamps, GaAs Fet circuit designs, and more

PROMPT SERVICE SEND FOR CATALOG
MINIMUM ORDER \$5.00 ADD POSTAGE AND HANDLING
* ITEMS (UPS) \$3.75 ALL OTHER ITEMS \$2.50 (FIRST CLASS)
NY STATE RESIDENTS ADD 6% SALES TAX

R. D. 2 ROUTE 21 HILLSDALE, NY 12529
518-325-3911 -71

POWER LINE PROBLEMS?

SPIKE-SPIKER® ...THE SOLUTION

Protects, organizes, controls computers & sensitive electronic equipment. Helps prevent software "glitches", unexplained memory loss, and equipment damage. Filter models attenuate conducted RF interference. 120V, 15 Amps. Other models available. Ask for free literature.

DELUXE POWER CONSOLE
\$79.95
Transient absorber, dual 5-stage filter, 8 individually switched sockets, fused, main switch, & lite.

QUAD-II \$59.95
Transient absorber. Dual 3 stage filter, 4 sockets, lite.

QUAD-I \$49.95
Transient absorber, 4 sockets.

MINI-II \$44.95
Transient absorber, 3 stage filter, 2 sockets.

MINI-I \$34.95
Transient absorber, 2 sockets.

KAGLO® -212
6584 Ruch Rd., Dept. 73
Bethlehem, PA 18017
215-837-0700
Out of State Order Toll Free
800-523-9685
DEALER INQUIRIES INVITED • CODs odd \$3.00 + Ship.

GET COMPETITIVE...GET DATONG!

World's finest accessories for the serious operator

FL-3 = FL-2 + AUTO-NOTCH

That's right! What you have been asking for is here. Combining the knife-edge selectivity of the FL-2 with the unique auto-notch feature of the FL-1 has produced our most effective multi-mode audio filter ever. Double-notch capability (one manual and one auto) for when that second whistle appears.



\$284.95

ASP - RF SPEECH PROCESSOR

Installs in MIC line. RF clipping with speech shaping from 0 to 30 db in 6 db steps. Frequency response 400-3400 Hz ± 3 db. Total harmonic distortion at 1 KHz, at 30 db clip level - 1/2%. Accepts Hi or Lo impedance MICs.



\$179.95

RFA - BROADBAND PREAMPLIFIER


Strengthens signal reception of any transceiver/receiver between 5 and 200 MHz. 9 db gain + low noise and 3rd order intercept of + 20 dbm. RF switched. Requires 12 dc @ 40 ma.



\$74.95

"64MH MINIBEAM ANTENNA"

High performance, miniature antenna has 6' turning radius. Built from quality materials for durability in the worst weather. 11' element/5' boom. Weighs 14 lbs. Operating frequencies: 20m, 15m, 10m. Kit - \$139.95.



\$169.95

- ALL DATONG PRODUCTS CARRY A 90 DAY WARRANTY
- VISA-MASTERCARD WELCOME



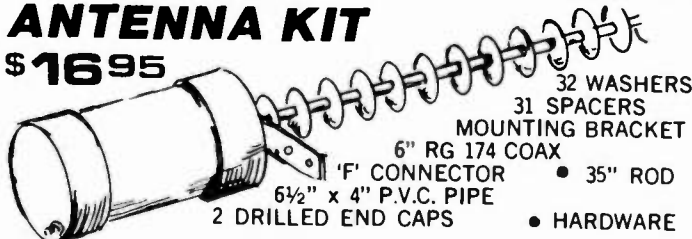
AR Technical Products Corp. ✓329

877 S. Adams Road
P.O. Box 62
Birmingham, MI 48012
Phone (313) 644-5698

2300 MHz VARIABLE DOWNCONVERTER

ANTENNA KIT

\$16.95



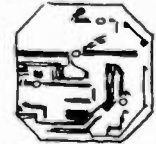
- 32 WASHERS
- 31 SPACERS
- MOUNTING BRACKET
- 6" RG 174 COAX
- 'F' CONNECTOR
- 6 1/2" x 4" P.V.C. PIPE
- 2 DRILLED END CAPS
- 35" ROD
- HARDWARE

PARTS

- Converter P.C. Board Plated through holes for stability.....\$4.95
- Power Supply P.C. Board2.95
- MRF 9012.00
- NEO21354.95
- 2835 Diodes95
- .001 Chip Caps. 10/3.95
- Choke Set of 4.....1.95
- LM 317 Regulator 1.25
- 'F' Connectors Chassis50
- Wall Transformer 12 VAC 700 MA....4.95
- 'U' Bolt95
- BALUN 75 to 300 ohm.....1.95
- BALUN for rabbit ears...2.95
- *RG 59/U COAX WITH CONNECTORS FACTORY MADE
- 100 Ft.\$17.50
- 50 Ft. 9.50
- 25 Ft. 5.75
- 3 Ft. 2.50

CONVERTER KIT

\$16.95



P.C. BOARD PRE-DRILLED SOLDER PLATED WITH PLATED THROUGH HOLES FOR A MORE STABLE PICTURE.

- NEW!! 2137 HOT TRANS...
- 3 MRF 901 TRANSISTOR
- 2 HP 2835 Diodes
- 6 .001 Chip Caps.
- 9 Resistors
- 4 Prewound chokes
- 1 Electrolytic Cap.
- 1 Pre Made Probe

POWER SUPPLY KIT

\$16.95



- POWER TRANSFORMER
- COURSE TUNE POT.
- FINE TUNE POT.
- 3 'F' CONNECTORS
- RESISTORS & CAPS
- LED WITH HOLDER
- TERMINAL STRIP

- P.C. BOARD
- RF CHOKE
- KNOB
- WIRE
- 2 SWITCHES
- 4 DIODES
- LM 317 REG.

WOOD GRAIN CABINET WITH SILK SCREENED front and back \$10.95 Extra
BUILT POWER SUPPLY.....\$34.95

Complete Down Converter System
INCLUDES ANTENNA KIT
POWER SUPPLY KIT
CONVERTER KIT
SPECIAL \$49.95

QUANTITY DISCOUNTS

Any Price in Adv.

10 pcs.	12% off
25 pcs.	18% off
50 pcs.	25% off
100 pcs.	30% off
1000 pcs.	35% off

No Mixing for Quantity Discount



★ WIRED P.C. BOARD TESTED, READY TO CONNECT TO CAN WITH PROBE & CABLE CONNECTOR ATTACHED.
\$24.95

We will tune converter board for \$12.50
trouble shoot add7.50
trouble shoot power supply..\$12.50
plus any parts needed.

We will accept telephone orders for Visa & Mastercard
No C.O.D. Orders
TO ORDER CALL 317-291-7262
800-428-3500
Complete kit weighs 10 lbs. Please add sufficient postage
6254 LaPas Trail
Indianapolis, Indiana 46268

ELECTRONIC RAINBOW

TUSA A WHOLE NEW WORLD OF TV VIEWING WITH TUSA'S NEW MODEL CVU-40, 40 CHANNEL, CABLE TV CONVERTER. Receive all the EXTRA CABLE TV "MIDBAND" & SUPERBAND CHANNELS on your UHF DIAL. Eliminates the need for renting or leasing. This stable and reliable system converts extra cable TV channels so they can be received on the UHF tuner of your TV set!

A MUST FOR VIDEO TAPING FROM CABLE TV! The system allows you to program both pay pay TV (decoder required) and standard cable channels for taping on any VCR — while you are watching a different channel on your TV. **Now \$28.95 ea.** Simple to install and operates on any make of TV with UHF. **PLUS POSTAGE**

NOW AVAILABLE NEW TUNEABLE DELUXE MODEL CVU-1000 \$34.95 ea.

WINEGARD 75 OHM UHF YAGI ANTENNAS
12 db GAIN CHANNELS 44 - 52 \$895 ea. 6 OR MORE \$1635 ea. OPTIONAL Winegard UHF Antenna Preamp 16db Gain \$395 ea.

BRAND NEW UHF VARACTOR TUNERS
Sanyo 45 MHz Output \$24.95 ea. YOUR CHOICE Mitsumi 45 MHz Output \$24.95 ea. Call for Quantity Prices

POPULAR IC'S TOP QUALITY NO SECONDS

TYPE	DESCRIPTION	1-9	10-UP
LM-3804	2 watt Audio Power Amp	\$1.40	\$1.12
LM-3861-3	Low Voltage Audio Amp 300mW/V	1.50	1.10
NE-564N	Digital Phase Locked Loop	1.50	2.09
LM-565N	Phase Locked Loop	1.40	1.12
LM-733N	Video Amp	1.65	1.27
MC-1330	Video Detector	2.40	1.87
MC-1340	Video If Amp	2.00	1.55
MC-1350	Video If Amp	1.75	1.31
MC-1352	Video If Amp AGC	2.00	2.00
MC-1368	Audio If Amp	1.95	1.46
MC-1374P	R.F. Modulator	3.10	2.29
MC-1456	Dual Comp. Op Amp	80	86
MC-1496N	Balanced Mod/Demodulator	1.70	1.34
LM-1800	PLL Stereo Decoder	4.40	3.37
LM-1899	Video Modulator	2.95	2.21
	LINEAR VOLTAGE REGULATORS		
LM-7805	5 Volt Positive Volt. Reg.	1.30	1.04
LM-7808	8 Volt Positive Volt. Reg.	1.30	1.04
LM-7812	12 Volt Positive Volt. Reg.	1.30	1.04
LM-7815	15 Volt Positive Volt. Reg.	1.30	1.04
LM-7818	18 Volt Positive Volt. Reg.	1.30	1.04
LM-7824	24 Volt Positive Volt. Reg.	1.30	1.04

Special Purchase MW-2109
33pf Tuning Blade \$6.99 ea. 10-UP \$39 ea.

5% MICA CAPS 5%
10pf - 12e ea. 500pf 65e ea. 43pf - 30e ea. 1200pf 180e ea. 110pf - 30e ea. 3000pf 130e ea.

Radial Lead Caps
10 mid @ 35V 1-11 \$2.25 ea. 12 or more 18 ea. 1 mid @ 35V 1-11 25 ea. 12 or more 16 ea. 470 mid @ 35V 1-11 50 ea. 12 or more 40 ea. 1000 mid @ 35V 1-11 30 ea. 12 or more 60 ea. 2200 mid @ 35V 1-11 120 ea. 12 or more 100 ea. 2200 mid @ 50V 1-11 140 ea. 12 or more 130 ea.

Axial Lead Caps
1000 mid @ 50V 1-11 \$3.00 ea. 12 or more 20 ea. 2200 mid @ 35V 1-11 130 ea. 12 or more 110 ea. 3300 mid @ 35V 1-11 180 ea. 12 or more 170 ea. 100V ± 10% Polyester Film (Metan) 1.0 1.0 100 100 999 .001ml 20 15 .08 002ml 20 15 .08 01ml 20 15 .08 047ml 20 15 .06 22ml 20 15 .08 22ml 20 27 .22

POPULAR MICROWAVE PARTS
MRF-901 \$2.75 9-UP 2.19 MRF-911 3.46 9-UP 3.12 MBD-101 .98 CHIP CAPS - .001 mfd .50 28-UP .50 2N6603 (formerly MRF 902) 11.88

CABLE CONNECTOR
F-59 Male connector for RG-58/U cable. Complete with ferrule. Mates with female "F" connectors. 20c ea. 100 for \$14.70

TUSA WAX-2 LOW LOSS MATCHING TRANSFORMERS
Indoor 75 - 300 \$.98 10-UP .79 Outdoor 75 - 300 1.09 10-UP 1.19

PROJECT BOXES
Woodgrain This box is 11 1/4" W - 4 1/4" H - 6 1/2" D with a removable aluminum U-shaped chassis 11" W - 3 1/4" H - 6" D inside. \$12.50 ea. 4 or more \$10.95 ea.

UHF - FM SPLITTER
40-900 MHz Ask For RF2TV Low Loss 3.5-4 db, Low VSWR Waterproof Housing 1-9 \$2.49 ea. 10-UP \$1.89 ea.

AC LINE COROS
Gray 18 ga. wire 8 ft. long cable Prestripped and tinned ends for easy installation. 1-9 59c ea. 10-99 49c ea. AC-6G 100-UP 39c ea.

POPULAR MISCELLANEOUS PARTS
10K Volume Control with DPDT switch \$1.49 10-UP .99 1/2 10K Thumbwheel pots 1-12 39 13-UP 29 Toroids - T30-12 45 20-UP 25 Toroids - T37-2 38 20-UP 25

CABLE CONNECTOR
F-59 Male connector for RG-58/U cable. Complete with ferrule. Mates with female "F" connectors. 20c ea. 100 for \$14.70

SURPLUS AUDIO & VIDEO RF MODULATORS
Hook up sheet included. Now \$5.49 ea. While They Last \$6.95 ea.

WINEGARD DELUXE A-8 SWITCH TV-1051
For CATV - MATV - VCR 75 ohm - 90 db Isolation. While They Last \$6.95 ea.

ORDER NOW TOLL FREE 800-854-4655 OUTSIDE CALIFORNIA 714-635-5090 INSIDE CALIFORNIA MAIL ORDERS WELCOME - INCLUDE POSTAGE - SHIPPED SAME DAY RECEIVED - NO MINIMUM ORDER!

R.F. ELECTRONICS
1056 N. STATE COLLEGE BLVD., DEPT. G ANAHEIM, CALIFORNIA 92806
PERSONAL CHECKS HELD FOR CLEARANCE
OPEN TUES - FRI 10 - 6 SAT 10 - 5 CLOSED SUN & MON
Call or Write For FREE Mail Catalog



We're changing what repeaters can do ... for YOU!

Whether you're a repeater owner, control op, or user, the RC-850 controller offers you capabilities you've only dreamed of. Like natural sounding speech synthesis ... easy, remote Touch-Tone programming ... talking meter readback ... synthesized remote base operation ... and an autopatch with features you have to hear to believe.

Most important of all, upgrade through software, prevents obsolescence. Which lets us bring you new features, like our scheduler, for automatic changeover of repeater status by time and day of week ... And our mailbox, for leaving messages for your friends. Plus much, much more!

Ask anyone that owns an RC-850 controller. Or ask us for our demo tape, so you can hear for yourself.

The RC-850 Repeater Controller—The New Standard in High Performance!

acc advanced computer controls

Call or write for detailed specifications on the RC-850 Repeater Controller. 124
10816 Northridge Square • Cupertino, CA 95014 • (408) 749-8330

ROBOT 50% Off - Inventory Reduction Sale



Model 400 SSTV Scan Converter
Original Price \$795 - **Now \$397⁵⁰**



Model 800 Specialty Mode Terminal
Original Price \$895 - **Now \$447⁵⁰**

Order Toll Free: 1-800-558-0411 In Wisconsin (outside Milwaukee Metro Area) 1-800-242-5195

AMATEUR ELECTRONIC SUPPLY[®] Inc.
4828 W. Fond du Lac Avenue; Milwaukee, WI 53216 - Phone (414) 442-4200

AES BRANCH STORES

WICKLIFFE, Ohio 44092 28940 Euclid Avenue Phone (216) 585-7388 Ohio WATS 1-800-362-0290 Outside Ohio 1-800-321-3594	ORLANDO, Fla. 32803 621 Commonwealth Ave. Phone (305) 894-3238 Fla. WATS 1-800-432-9424 Outside Florida 1-800-327-1917	CLEARWATER, Fla. 33515 1898 Drew Street Phone (813) 461-4267 No In-State WATS No Nationwide WATS	LAS VEGAS, Nev. 89106 1072 N. Rancho Drive Phone (702) 647-3114 No In-State WATS Outside Nevada 1-800-634-6227	CHICAGO, Illinois 60630 ERICKSON COMMUNICATIONS 5456 N. Milwaukee Avenue Phone (312) 631-5181 Outside Illinois 1-800-621-5802
--	---	---	---	--

See List of Advertisers on page 114

Beef Up Your CB-to-CW Conversion

*A good bfo will bring your receiver performance up to par.
This one is easy to add on.*

Penn Clower W1BC
459 Lowell Street
Andover MA 01810

One of the simplest ways to add the bfo function to a converted CB set was described in my article, "CB to CW?—converting the Hy-Gain board," in the July, 1982, issue of 73. That technique is to leave

the transmitter carrier oscillator on during receive so that it beats against the received signals. It is cheap and easy, but does have the drawback of reducing the receiver dynamic range since the bfo signal travels through the entire i-f path before reaching the detector. The rest of that rig turned out so well that the project really deserved a proper bfo to bring the re-

ceiver performance up to par. The circuit described here did that job nicely and should also be of interest to anyone wanting to add CW or SSB reception ability to a converted AM-type CB set having a 455-kHz i-f.

The modified circuit consists of a straightforward 455-kHz bfo and buffer used together with a simple product detector in lieu of the existing diode AM detector.

"Before" and "after" testing at my home QTH and several local CB hot spots showed a dramatic improvement. The receiver is still capable of copying a $1\text{-}\mu\text{V}$ signal, but the occasional spurious responses are gone. In addition, the bfo frequency is adjustable and can be used for variable receiver offset. The transmitter carrier oscillator provides a signal for transmit frequency spotting and the separate bfo circuit has even made it possible to reconnect the S-meter. One philosophical drawback is that the bfo is a free-running oscillator that introduces the possibility of drift to an otherwise crystal-controlled receiver. The circuit components were chosen so that the warm-up drift is only several hundred cycles; that isn't objectionable given the ability of accurately spotting the transmitter frequency. The transmitter itself is still fully crystal-controlled and (pardon the pun) rock stable.

The Circuit

The circuit diagram for the bfo and detector is shown in Fig. 1. 2N2222 transistors were used in this version, but any NPN i-f transistor from an old transistor radio should work just as well. It is a rare transistor these days which won't work at 455 kHz.

Photos by W1GSL

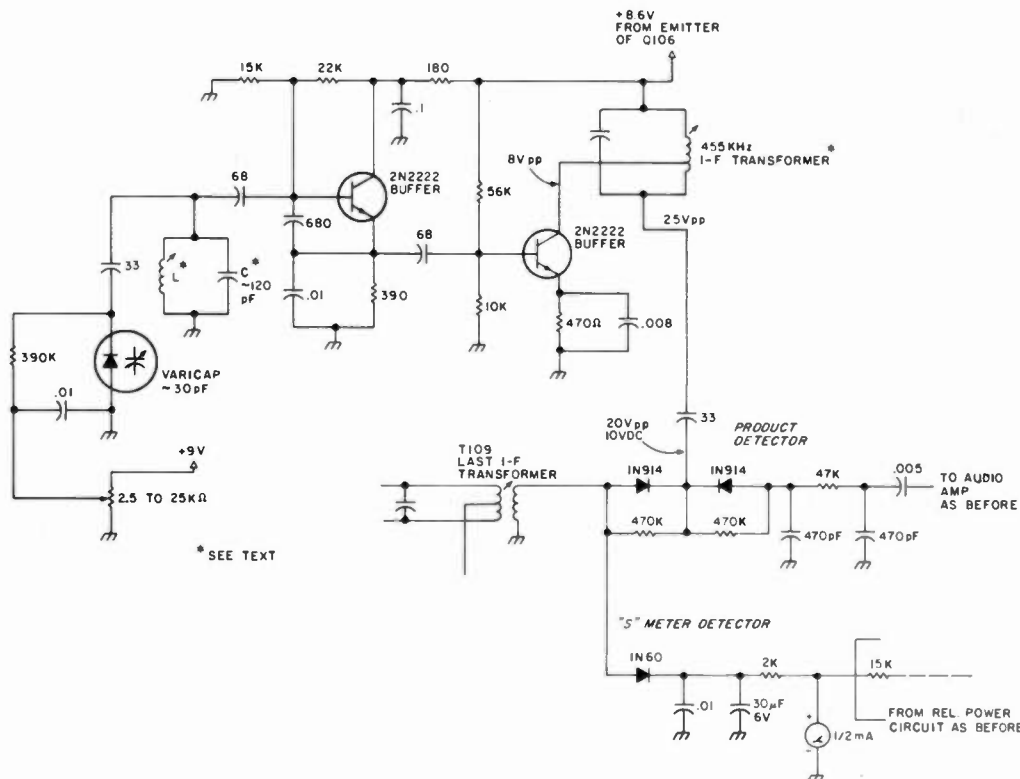


Fig. 1. Schematic diagram of bfo and detector circuits.

The oscillator coil is fashioned from part of an old tube-type i-f transformer. At first, a miniature 455-kHz i-f can was used as the tank circuit, but the thermal stability was terrible. Simply placing a fingertip on the side of the shielded coil introduced enough temperature change to cause a several kHz frequency shift.

Assuming the temperature coefficient of the ferrite core was at fault, I turned to the older style large i-f can since the inductance there is achieved by using more wire and less ferrite. The top section of the transformer was removed for use as a coil as shown in the sketch of Fig. 2. The coil was paralleled with enough capacitance (120 pF in my case) to get a 455-kHz oscillation with the slug almost backed out of the coil. That step ensures that any change in the slug permeability with temperature will have minimum influence on the oscillator frequency.

In addition, most of the capacitors in the oscillator are polystyrene dielectric types used because of their reputed stability. This step may not really be necessary from a drift standpoint, but it certainly doesn't hurt. The 10-minute warm-up drift of the receiver is only 300 cycles, and that includes drift due to several crystal oscillators as well as the bfo. The bfo frequency can be shifted over a 3-kHz range with a variable capacitance diode controlled from a front-panel potentiometer.

The oscillator is followed by a buffer stage tuned by one side of the miniature i-f transformer. The transistor collector drives a tap on the coil and the detector drive is taken off at one end. This steps up the available drive signal from 8 to 25 volts peak-to-peak. The drive level is not critical, but in general the bfo injection should be about 10 times the expected signal level. If a number of transformers can

be salvaged from old radios, a suitable one can be selected with the aid of a simple voltmeter circuit like that suggested in Fig. 3. Use an ohmmeter to find which windings have a tap, then put that coil in the circuit and check the output voltage with the meter. Don't forget to try swapping the dc feed and output ends of the coil to find which hookup gives the most output level. Any drive above 10 to 15 volts peak-to-peak (3.5 to 5.5 Vrms) will be satisfactory.

The two-diode product detector works like a pair of SPST switches which make and break the connection between the i-f output and the following audio amplifiers at a 455-kHz rate. The 33-pF coupling capacitor charges up to the peak value of the bfo sine wave and that makes the final buffer tuning easy—just hang a high impedance dc voltmeter on the junction of the two diodes and tune the buffer for maximum. The larger this voltage, the more signal the detector can handle without overloading and the less you will have to use the i-f gain control.

Since now only off-the-air signals are coming through the i-f stages, a simple envelope detector is incorporated to drive the S-meter. With the .5-mA meter and the resistor values shown, the sensitivity seems about right. Since there is no agc in use, the meter reads in a linear instead of logarithmic fashion. That limits its usefulness somewhat but didn't seem serious enough a problem to merit the complication of a meter amplification circuit. For those interested in a more accurate meter action, I would recommend looking into agc operation as well.

Construction

It is best to place the bfo circuit close to the detector physically. In my rig, the above-board space in that



The bfo control (labeled RIT) is mounted where the sidetone level pot used to be. That control (now called MONITOR to save space) is mounted just below and left of the meter.

area was occupied by the active audio filter modification, so the bfo circuit was built on a small board and mounted underneath the chassis. The product detector circuit is easy to fit on the main board and the connection to the bfo can be made short and direct. This helps to prevent the bfo from coupling back into an earlier section of the 455-kHz i-f strip.

As shown in the photograph, the bfo frequency adjust pot (labeled RIT) is mounted in the hole formerly occupied by the sidetone level control. That control is replaced by a miniature pot

and knob mounted at the former location of the transmit offset switch. The circuitry for offsetting the transmitter is removed from the 10.695-MHz oscillator, as now the receiver can be offset by means of the bfo control. The bfo pot used has a pull-on, push-off switch attached and that is used to turn the 10.695 oscillator on to permit spotting the transmitter frequency with the receiver.

There is a frequency inversion in the receiver conversion process; be sure to wire the bfo pot so that a clockwise rotation lowers the control voltage (and

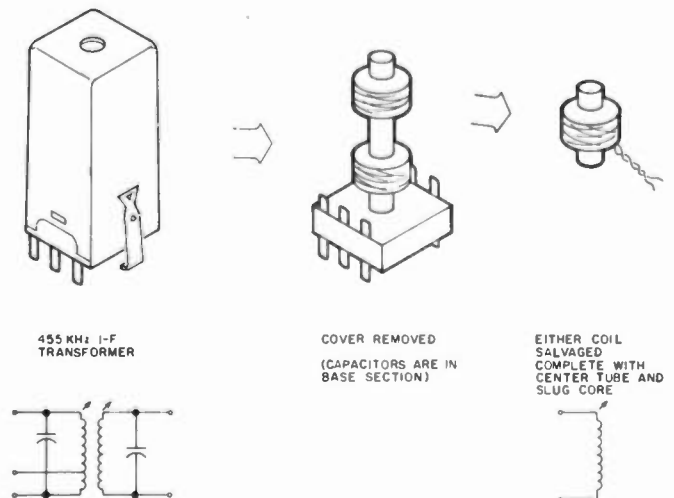


Fig. 2. Details of salvaging the coil from an old 455-kHz transformer.

TERMINALL

RADIO MODEM



apple TRS-80 ATARI

SEND & RECEIVE CW & RTTY

TERMINALL is a hardware and software system which converts your Personal Computer into a state of the art communications terminal.

- TERMINALL is easy to use. Plug into your receiver headphone jack and copy Morse code or radioteletype. Plug into your CW key jack and send Morse code. Attach a Microphone connector and send Baudot or ASCII RTTY using audio tones (AFSK). That's all there is to hooking it up.
- Fantastic Morse reception. No adjustments are necessary to receive Morse code. It's fully automatic! Six stage active filter demodulator and auto adaptive Morse algorithm copies the weak and sloppy ones.
- Separate RTTY and CW demodulators. Built in crystal controlled AFSK CW and PTT keying. 60 mil loop interconnect. RS 232 IN and OUT, hand key input and side tone output.
- Built in parallel printer driver software allows hardcopy in all modes.
- Hardware clock maintains accurate time.

- Multiple user defined WRU functions. You select initiate sequence, terminate sequence, what to transmit back and whether to save on tape or disk.
- Word wrapping, word mode editing, doddle, ignore carriage returns, user programmable end of line sequence, adjustable carriage width, transmit delay (fixed, none or auto adaptive), excellent documentation, break mode and much more.
- TERMINALL has capabilities far surpassing dedicated terminal systems. And since it works on a general purpose computer, the majority of your investment (your computer) is spread out over many different applications. You get more for your money.
- Complete with software on cassette and diskette, assembled and tested hardware, and extensive instruction manual. Call or write for specifications on TERMINALL for TRS-80 Model I or Model III, Apple or ATARI 400/800 COMPUTERS. \$499.
- 15 day money back trial period. One year parts and labor limited warranty on factory direct orders.

To Order

(209) 667-2888 or 634-8888 ✓ 44

MICROTRONICS, inc.

1125 N. Golden State Blvd
Turlock, CA 95380




* Apple is a Registered Trademark of Apple Inc.
TRS-80 is a Registered Trademark of Tandy Corp.
Atari is a Registered Trademark of Atari Inc.
Shipping U.P.S. Reg. Del. \$4.00 CA residents add 6% sales tax.

with it the bfo frequency). This will result in clockwise knob rotation moving the receiver up in frequency as you would normally expect.

Operation

There was a time when the typical amateur receiver had a different calibration scale for each band. Now



The bfo and buffer circuits are built on a small board mounted below the front right-hand corner of the circuit board. The volume control is visible just to the left of the added board. The disgraceful saw marks on the lower lip of the main chassis happened when the chassis top was removed to mount the main board.

just about every receiver has a single 500-kHz tuning range which is switched to cover each band. These tunable i-f receivers contain a set of crystal-controlled frequency converters which move the selected segment of the radio spectrum to the input tuning range of a single-band receiver. In this 10-meter receiver, the bfo tuning provides exactly the same tunable i-f feature on a smaller frequency scale. Because the i-f passband of this receiver was designed for AM reception, it is about 10 kHz wide and can pass quite a few CW signals. The bfo and product detector can be thought of as the front end of a direct-conversion receiver which is able to tune across this 10-kHz band segment and pick out the desired signal. In the complete CW transceiver, the transmitter frequency always appears exactly in the middle of the i-f tuning range, so in practice most transceiver tuning is done with the channel switch and delta tuning control while the bfo control is used to provide a RIT (Receiver Incremental Tuning) function.

Most contacts are made with both stations on the same frequency; the receiver is easily set for this condition by pulling out the RIT knob (that's how I labeled the bfo control) to turn on the transmitter carrier oscillator. The RIT control is then turned to tune in the transmitter frequency and produce a desired tone in the audio output. The knob is pushed back in to turn off the spot signal; when an incoming signal is tuned via the channel selector and

delta tuning controls so as to produce the same beat note, the transmitter will automatically be zero beat with that received signal. There is one caution to remember when using this procedure. As with all direct-conversion receivers, the detection process will produce a note on either side of zero beat, so a little care is necessary to ensure that the proper side is chosen. Actually, this is quite easy. If the RIT knob was rotated clockwise (or counterclockwise) from being zero beat with the spot signal, then the delta tuning control should also be rotated clockwise (or counterclockwise) from being zero beat with the received signal. Generally, the bfo will be offset 800 Hz from the transmitter by peaking the beat note in the audio filter. Then the RIT control is only used as necessary to dodge QRM or follow the other fellow's frequency drift.

Conclusion

This last modification makes a good rig even better. The independent receiver tuning is appreciated at least as much as the freedom from occasional CB overload. The bfo addition also opens the door to one last area of interest: i-f derived agc. Either the S-meter detector or one similar to it could be used to control the gain of the receiver in much the same way as Hy-Gain intended. A possible drawback of this scheme would be agc action caused by signals adjacent to the desired one in the wide i-f passband. Perhaps some readers will enjoy experimenting along this line. ■

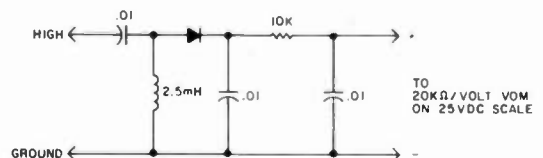


Fig. 3. Simple rf voltmeter which can be used to measure detector drive level.



**Organize your shack with a
CLUTTERFREE MODULAR
CONSOLE \$223.69**

- Large, 42" H x 57" W x 29"D
- Strong groove-construction
- Mar-resistant wood grain finish
- Options, drawers & face plate
- For ham or home computer
- Visa and Master Charge

**CLUTTERFREE
MODULAR
CONSOLES**

P.O. Box 5103 Tacoma, WA 98405
(206) 272-0713 ✓ 89

**UHF and VHF RECEIVE CONVERTERS
FOR
2 - METER Synthesized Handie -Talkies**

**THE ORIGINAL -
HANDI-CON Series**

Each one of these easy to use converters will turn an average 2-meter, fully synthesized H.T. into an extended coverage receiver. Choose either UHF or VHF PUBLIC SERVICE coverage, or 220Mhz AMATEUR coverage.

A micro-processor controlled H.T. can be a hand-held, programmable scanner, thus avoid the expense and bulk of a second receiver for emergency "traffic" and general pleasure monitoring.




Model No.	HC-V	HC-V220	HC-U2	HC-U2L
Nominal Coverage (MHZ)	154-158 (PSB) 159-163 (MB)	221-225	460-464 480-484	470-474 506-510
Type (summary)	Police, fire, other public services. Marine telephone, N.O.A. weather	Amateur	Police, etc.	Police, etc.
Price	\$39.95	\$54.95	\$59.95	\$59.95

See a dealer near you - or - write or call,

*SIMPLE CONNECTION TO RADIO & ANTENNA.

***NEW**
for '83

- LOW LOSS TO A NOMINAL 2 METER ANT. IN "OFF" MODE.
- LIGHT WEIGHT.
- ACCIDENTAL TRANSMIT PROTECTED.
- LOW CONVERSION LOSS.



- SINGLE SWITCH CONTROL.
- EFFICIENT DESIGN USES 1 AAA CELL.
- CASE IS BLACK, BRUSH ANODIZE FINISH.
- LOW COST.

✓ 77




1446 LANSING AVE.
SAN JOSE, CALIFORNIA 95118
408-266-9214

above prices subject to local sales tax.
CAL. res. add 6.5%

**SPEEDCALL'S NEW #312 TOUCH-TONE DECODER
ENDS RADIO BACKGROUND "CHATTER" FOREVER.**

Output: Single open collector output. 200mA
Input Signal Range: 20 mV to 6 V (flat input).
Code Capacity: 3 to 8 digits address plus select any of the 16 touch-tone digits as desired.
Battery Voltage: 13.8 VDC Nom. (9 to 16 VDC) @ 30 mA nominal on standby.
Assembled Dimensions: 3/4" high, 2-1/8" wide and 3-3/4" long.

Introductory offer
\$89.
Shipping & handling charges included



- LOW COST COMMERCIAL GRADE KIT!
- EASY TO ASSEMBLE COMPACT UNIT!
- STATE-OF-THE-ART FLEXIBILITY!

Speedcall Corporation, with 20 years of reliability and know-how in the Mobile Radio Industry, now offers the Model 312K; a unique, low-cost DTMF selective call Touch-Tone® Decoder. It's specially designed in kit form for radio buffs, with all of the quality and performance that made Speedcall #1 in signaling!

To order, send check or money order to:



**DEPARTMENT "K"
SPEEDCALL
CORPORATION**



2020 National Avenue • Hayward, California 94545
198 415-783-5611

(California Residents add 6% Sales Tax)

No more annoying background chatter, no more missed calls. At last it's possible for individuals and repeater groups to have their own personal and emergency touch-tone DTMF network! And you may use all 16 touch-tone digits to expand your selection of formats and permit special control applications.

The Denali Connection

Disaster struck these two hams in the backcountry of Alaska. Only a tenuous radio link to civilization could save them.

Although I passed my Novice code test and exam in November of 1980, my first contact was not until April, 1981, five months later. Even when it hap-

pened, I had no real enthusiasm about being on the air. I felt a sense of grim despair, perhaps, but no enthusiasm.

This may seem peculiar to

the many hams who turned on their rigs and dove into the airways the minute they received the anticipated envelope from the FCC. Well, when I got my letter, I

glanced at it and stuffed it casually into my pocket before wandering on home from the post office. That little stroll took nearly two hours, for the post office is six miles from my home. I was on foot with a heavy pack, I was breaking trail through the snow, and it was 35 degrees below zero.


I have lived in the Alaskan bush all my life, and with no telephone and once-weekly mail, instant communication can be an extremely precious commodity. Hence, the radio license is the most feasible and dependable means to find help in an emergency, to relay your whereabouts to your anxious family, or to let the folks know you just shot a moose and the winter's meat is hanging.

Unfortunately, the simple fact of the matter is that I just wasn't cut out to be a ham. I didn't have much trouble picking up the code, but copying frustrated me and the bookwork

Photos by Miki Collins WL7AOM



Our home in central Alaska is located on a remote lake north of Denali. The big log cabin is studded with various radio antennas which my father has set up.



Miki Collins WL7AOM gives the dogs a break while she ties down the load in the sled. Bouncing over bare tundra like this was only part of the pile of troubles we had on this ill-fated trip through Denali National Park.

really got me. I didn't have friends or instructors; I just taught myself from books. When you start out hating math, despising physics, and abhorring electrical principles, you aren't doing so hot.

Once I began to understand it a little better it was a lot more interesting, but even so... I just wasn't cut out for it even though both my parents and my brother have ham licenses. I didn't become a ham because I wanted to. I did it because I had to.

I was attending college when I got my license and had no use for it at that time. It sat in my pocket, its privileges not exercised. Until, that is, that fateful day in early April when my sister Miki and I ran out of time.

Generally speaking, around here running out of time is synonymous with running out of dog food. On this particular occasion, we were embarked on a 10-day dogsled trip through Denali National Park. (Denali is the Alaskan name for Mt. McKinley.) With something like 150 miles to go with our 8-husky team, it was naturally quite a disappointment to break one of our only pair of skis the first day out, for this would considerably diminish our speed.

Undaunted, I set up our tiny 80-meter rig, stringing the long antenna through the scrubby spruce bordering the Teklanika River with the intention of letting our folks know that our progress might be delayed. My first contact! Or was it?



As far as the eye can see, there is nothing but snow and mountains. Spend a few days in a place like this and you forget civilization can still exist.



We had a good team, but after a few days they began to grow run-down. We rested them often, especially while climbing over passes. Stony Hill is in the background.

All the suspense and exhilaration of getting on the air crashed down when the tuning knob broke off in my hand and, as it was nearly dark, I could not hope to fix it that night. By morning, my already dampened enthusiasm for the wide world of radio had plummeted and I resolved to leave the nasty set in the bottom of a tattered burlap bag.

On the third day out, we used the broken ski to jury-rig a broken sled runner. The fourth day, our eight sled dogs got wind of a grizzly bear fresh out of hibernation and led us on a tumultuous chase for two miles along the glare ice of a creek before we pulled them under control.

Six more days of increas-

ingly difficult travel saw us less than 100 miles out. Blizzards, deep soft snow, and open creeks slowed our progress as much as the broken sled runner. By the tenth day, we were quite out of dog food. The sled was shot, broken from crashing down 30-foot snowbanks, sliding down steep gullies, and crossing rocky glacial outwash plains. The snowshoes were shot, making trailbreaking nearly impossible, and the dogs were shot — tired, run-down, hungry, and discouraged. We were shot. The trip was shot.

Miki and I pulled off the broad creek we had been on and set up camp in a grove of spruce. My sister built a fire. I dug out the radio.



The 80m call for help.

I swear I didn't believe I could make it work. I am by no means an electrical genius. Aside from this, my sister and I had been totally alone for 10 days. We didn't even know President Reagan had been shot and seriously wounded nearly a week before. We had spoken to no one but each other.

When you are alone in the woods or on the tundra for any length of time—even as little as ten days—and when you are surrounded not by humanity but by natural wonders, when the dominant theme in your life is the magnificently towering Mount Denali, then you begin to suspect that you are the only human being in existence. You are nothing but a bit of human dust floating through the broad expanse of natural wonders—you are alone, de-

pendent on yourself, your ingenuity, and your strength to keep you alive. There is no one else—no one else at all. Civilization and the magic of radio just don't exist.

That's why I didn't place one jot of faith in my ability to communicate with the outside world. Inwardly, I cursed the great and powerful FCC for giving me the privileges of using a medium I felt I knew nothing about. I was, in my humble estimation, unqualified, incompetent, and inadequate. But I had no choice. If I didn't make contact, we could well have another 50 miles to go with hungry dogs, breaking trail at one mile an hour or less through snow that was knee- to hip-deep.

So I tried. For one horrible instant it occurred to me that I might have forgotten my callsign, but no, I



The 20,320-foot Mount Denali rises about 17,000 feet up from a fairly flat base on the north side where we were traveling. This mountain has the peculiar ability to reflect radio signals so that any two points that can see a particular face of the mountain can communicate by 2 meters; a knife-edge effect allows communication across the top of the mountain.

was WL7AOL, and my father, whom I was calling, was KL7IS. For another horrible moment, the battery seemed dead, but no, after warming it by the fire, it sparked to life.

The line from the radio to the antenna was just a couple of feet long, so I stood up in the dogsled holding the radio near the antenna. Jamming the tiny plug into my ear, I began awkwardly poking the tiny button-key. I had to use my thumb since the fingers of one hand were occupied with the earplug which kept slipping out, and those of my other hand were supporting the radio. *KL7IS, KL7IH... oops... KL7IS... uh... DE... Good heavens! What was W? Oh yes! WL7AOL.* I pushed the switch to receive, my thumb icily cold.

I planned to listen a minute or two before calling again, and again, and again, for five or ten minutes before giving up until nightfall when I was more likely to raise someone. But hardly had I turned over the switch when to my astonishment there was a prompt reply! Glory be! It was a faint signal but steady, sneaking softly from the earplug into my ear.

The radio was slipping from my fingers and the earplug from my ear, but I was so stunned I could only choke and sputter. When I had recovered from my shock, I shoved the radio hastily to Miki, snatched up a map—the only available piece of paper—and with trembling fingers scribbled madly on the back. Daddy was sending slowly, but the best I could do was take down the dits and dahs as such and translate later. Then, shoving the map to Miki and snatching back the radio, I painfully sent out my message, not only to Daddy but to hams all over the great outside who might be monitoring.

The following day we were picked up by bush plane and flown home with our dogs. And that is the story of my first contact. It epitomized the very reason I went for my license—so that I could communicate in times of need.

It will never be a hobby with me; I will never enjoy DXing, bunny hunts, or other ham sports, but ham radio will serve a purpose for me just as it does for many hams in less isolated areas: the purpose of communication. ■

THE AUTEK "QRM ELIMINATOR"



**Model QF-1A
For SSB & CW
\$69.00 (+ \$4)**

115 VAC supply built-in. Filter by-passed when off.

Auxiliary Notch rejects 80 to 11,000 Hz! Covers signals other notches can't touch.

Four main filter modes for any QRM situation.

Continuously variable main selectivity (to an incredible 20 Hz!)

Continuously variable main frequency. (250 to 2500 Hz)

AUTEK pioneered the ACTIVE AUDIO FILTER back in 1972. Today, we're still the engineering leader. Our new QF-1A is the latest example. It's INFINITELY VARIABLE. You vary selectivity 100:1 and frequency over the entire usable audio range. This lets you reject whistles with dual notches (to 70 dB), or reject SSB hiss and splatter with a fully adjustable lowpass plus aux. notch. Imagine what the NARROWEST CW FILTER MADE will do to QRM! HP rejects low frequencies. Skirts exceed 80 dB. 1 watt speaker amp.

Built-in 115 VAC supply. 6 1/2" x 5 1/2". Two-tone grey styling. Even latest rigs include only a fraction of the QF-1A selectivity. Yet it hooks up in minutes to ANY rig—Yaesu, Kenwood, Drake, Swan, Atlas, Tempo, Heath, Collins, Ten-Tec, etc. Just plug it into your phone jack and connect spkr. or phones to the output. Join the thousands of owners who now hear stations they couldn't copy without a QF-1A! It really works!

WORLDS RECORD KEYS. OVER 4000 DX QSO'S IN 2 DAYS!



\$100.50 (+ \$4)

Model MK-1 Keyer

Probably the most popular "professional" contest keyer in use, yet most owners are casual CW operators or novices. After a few minutes, you'll see how memory revolutionizes your CW operation! Just start sending and record your CQ, name, QTH, etc. in seconds. 1024 bits stores about 100 characters (letters, numbers). Playback at any speed. Dot/dash memories, triggered clock, repeat, combine, 5 to 50+ WPM, built-in monitor and 115 VAC supply. Works with any paddle. Sit back and relax while your MK-1 calls CQ and handles standard exchanges!

Optional memory expander (ME-1) expands any MK-1 to 400 characters. ME-1 factory installed \$35. Owner installed, only \$21 (+ \$4). Add more memory now or later!

NO LONG DELAYS. WE SHIP 95% OF ORDERS FROM STOCK

We sell only factory direct. No dealer markup in our price. Order with check, M.O., VISA, MC. Add \$4 postage and handling in 48 states. (\$7 for UPS air). Add \$7 to Canada, HI., Ak. Add \$22 elsewhere (shipped air). Add 5% tax in Fla.

Autek Research

BOX 302 DEPT. S

ODESSA, FLORIDA 33556 • (813) 920-4349

IRON POWDER and FERRITE PRODUCTS

AMIDON
Associates ✓334

Fast, Reliable Service Since 1963

Small Orders Welcome

Free 'Tech-Data' Flyer

Toroidal Cores, Shielding Beads, Shielded Coil Forms
Ferrite Rods, Pot Cores, Baluns, Etc.

12033 OTSEGO STREET, NORTH HOLLYWOOD, CALIFORNIA 91607

Take your favorite H.T. out for a drive tonight.

For \$69.95 you get the most efficient, dependable, fully guaranteed 35W 2 meter amp kit for your handy talkie money can buy.

Now you can save your batteries by operating your H.T. on low power and still get out like a mobile rig. The model 335A produces 35 watts out with an input of 3 watts, and 15 watts out with only 1 watt in. Compatible with IC-2AT, TR-2400, Yaesu, Wilson & Tempo! Other 2 meter models are available with outputs of 25W and 75W, in addition to a 100W amplifier kit for 430MHZ. ✓382

Communication Concepts Inc.

2648 N. Aragon Ave., Dayton, OH 45420
(513) 296-1411

VISA or MASTERCARD for same day shipment.



MFJ 24 HOUR CLOCKS

Your choice: dual 24 hour LCD display, or 24/12 hour with ID timer, or 12 inch quartz analog.



\$39.95 DUAL 24 HOUR LCD MFJ-104

Two independent 24 hour LCD displays! Read both GMT and local times at a glance.

Six digit main display has seconds readout. Four digit auxiliary. Switch reverses main/aux.

Alarm plays 4 selectable melodies. Alarm "ON" indicator. Snooze button.

Quartz timing. Synchronizable to WWV. Flip-top cover serves as stand.

Night light. Forward/reverse, fast/slow set buttons. Lock function prevents mis-setting. Display main time only. main/auxiliary or main/ alarm time. Includes battery. 4x2x1/2 Inches.



24/12 HOUR, ID TIMER \$32.95 MFJ-102

Switchable 24 hour GMT or 12 hour format. ID timer sounds every 9 minutes after reset. Switchable seconds readout.

Observed timer. Just start clock from zero and note time of event up to 24 hours.

Bright blue 0.6" vacuum fluorescent digits. Alarm with snooze function. Synchronizable with WWV. Fast/slow set buttons. Lock function prevents mis-setting. Power out, alarm "ON" indicators. 110 VAC, 60 Hz (50 Hz with simple modification). UL approved.

Black, brushed aluminum top/front. 6x2x3".

24 HOUR QUARTZ MFJ-105

\$49.95

True 24 hour quartz wall clock has huge 12 inch diameter face. Gives excellent visibility across computer /radio room.

Fifteen seconds per month accuracy. Single "AA" battery provides over one year operation. Immunity from power line failure and eliminates power cord.

Sweep second hand. Brown hi-impact case. Glass front. 24 hour military time format.

Order from MFJ and try it. If not delighted, return within 30 days for refund (less shipping).

One year unconditional guarantee.

Order yours today. Call toll free 800-647-1800. Charge VISA, MC. Or mail check, money order. Add \$4.00 each for shipping and handling.

CALL TOLL FREE 800-647-1800

Call 601-323-5869 in Miss., outside continental USA, tech/repair info. Telex 53-4590 MFJ STK

MFJ ENTERPRISES, INCORPORATED

Box 494, Mississippi State, MS 39762 ✓47

Error Protection for Your Digital Transmissions

*Block coding can make your signal
100% error-free. . . hopefully.*

In a previous article ("Computers and HF," 73, January, 1981), I discussed the direction I thought amateurs should go in developing inter-computer data communications techniques on the amateur bands. (By "data" here I mean 8-bit ASCII characters which may be making up formal messages, a digital TV image, computer graphics, or anything else.) In my opinion, the best course is to pursue frequency shift keying schemes since diversity reception of the mark and space frequencies may be used to gain interference immunity. Since small computers are to be used at each end of the communications link, error-detecting or error-correcting codes should be used to allow error-free reception of the basic data even over a communications channel which produces transmission errors. Central to the success of these schemes will be block coding of the basic data and the ability of the receiving computer to request retransmission of data blocks that were garbled.

In this article I will discuss in some detail one implementation of an automatic repeat request (ARQ) inter-computer link using error-detecting block coding. This discussion is in-

tended to form a basis for conducting experiments with this technique (with special FCC approval).

Background

We are trying to design a system that will allow error-free transmission of data over a radio channel degraded by noise, fading, and interference from other stations. The most important characteristic of this channel is that we can expect it to produce transmission errors. We must therefore design our system to recognize when errors have been encountered and to somehow correct them. We will assume that our channel is at least good enough to allow error-free reception *occasionally*. The computers will then keep trying to transfer their data and retransmit that data destroyed during periods of interference on the channel. Though we will be able to get our data transferred without errors even on a very degraded channel, many retransmissions may be required. This means that the worse the channel is, the longer it will require to transfer (without errors) a given size file.

Error-Detection Coding

The first thing we must be able to do is transmit our data in such a way that the

receiving computer can positively determine when it has received it correctly and when it has not. We do this by error-detection coding. There are a number of schemes for doing this, and I will not attempt to explain all of them. Each scheme has its own advantages and disadvantages, but in my opinion, the best scheme for our purposes is the "checksum" method.

With this method, the sending computer breaks down the data into blocks with a certain number of characters in each block. Then it numerically adds all the characters together (thinking of them merely as 8-bit binary numbers). This 8-bit sum, called a "checksum," is then transmitted at the end of the data block. When the block is received by the receiving computer, it adds together all the characters in the block as it received them and compares this sum to the checksum that it received over the link. If the two sums match, the receiving computer can be fairly sure that it received all the characters with no errors in the block, but it cannot tell which characters have been garbled.

Automatic Repeat Request

Once we have the capability to determine when we

have received good data blocks and when we have received garbled data blocks, the next step is to get the sending computer to retransmit the garbled ones. This is done by a system called automatic repeat request (ARQ).

The sending computer will normally send a number of data blocks in one transmission. At the end of its transmission, the sending computer waits for response from the receiving computer which will indicate if it needs any of the blocks retransmitted due to errors. The sending computer will then begin a new transmission and include at the beginning a repeat of blocks requested by the receiving end. These repeated blocks will be followed by new data. This process continues until all data has been transferred.

During the reception of the data blocks, the receiving computer keeps track of the blocks that are received error-free. At the end of the transmission, it sends a short message back to the sending computer acknowledging the blocks that it received correctly (an ACK message). The sending computer then assumes that all other blocks were not received correctly and repeats these in its next transmission.

HURDLE THE HUMP



WITH TWIN OAKS CW TRAINING PROGRAMS

CW TEACHING SYSTEMS

Twin Oaks Associates is a partnership of mental health professionals who are hams interested in helping others to learn CW. Twin Oaks has developed three Morse code teaching systems on tape which represent the careful application of psychological principles to learning. They help students learn to recognize and copy Morse characters at a very high speed.

The first set of tapes is called System 12 ©. It is designed for the ham who may have a Novice or Technician class license but can't "get over the hump" to pass the General class code test. System 12 takes students past 15 words per minute on five carefully-structured, successive-demand, 60-minute cassettes.

The second training program is called System 24 ©. It assumes that the student is able to copy comfortably at 9 or 10 words per minute but would like to go after the amateur Extra class license. This program is on five 60-minute cassettes and carries the student past 30 words per minute.

The third teaching system, the System 12 Alphabet Book ©, is designed for persons who know absolutely nothing about Morse code. It may be used, however, by persons who are not thoroughly comfortable at 5 words per minute, and it is useful for either classroom or self-instruction.

Each program, or system, comes with its own carefully-written study guide. Systems 12 and 24 cost \$30 each, and the System 12 Alphabet Book costs \$15.



GET HUMPIN'—
ORDER TODAY!

TWIN OAKS ASSOCIATES
ROUTE 5, BOX 37
KNOXVILLE IA 50138. ✓ 197

10 REASONS WHY
KNOWLEDGEABLE
AMATEUR RADIO
OPERATORS CHOOSE

flexible,
electrically
transparent
Phillystran®



1. non-absorption and no re-radiation of radio signals.
2. no need to compute non-resonant lengths.
3. complete elimination of RFI associated with steel guys.
4. substantial reduction in guy-installation time.
5. no more cutting of steel cable to install insulators and cable clamps.
6. no more handling of steel cable; and no "fish hook" frayed ends to snag your hands.
7. non-corroding and maintenance-free.
8. high strength combined with lightweight, non-stretch and inherent flexibility.
9. a neater, more aesthetically pleasing tower appearance.
10. substantial reduction in ice loading.

FIELD PROVEN: More than 450 commercial radio & TV towers have been guyed with Phillystran.

Pourable resin provides convenient, highly efficient terminations.

TECHNICAL LITERATURE
AVAILABLE. Call/write

PHILADELPHIA RESINS CORP.



20 Commerce Drive
Montgomeryville, PA 18936
(215) 855-8450
Telex 84-6342



DISTRIBUTORSHIPS AVAILABLE
to qualified suppliers of
amateur-radio equipment

Hear Police / Fire Weather

on 2 Meter Handhelds with
this MFJ VHF Converter.



Scanning
Handhelds
become
Police/Fire
Scanners

MFJ-313

\$39.95

New MFJ VHF converter turns your synthesized scanning 2 meter handheld into a hot Police/Fire/Weather band scanner.

144-148 MHz handhelds receive Police/Fire on 154-158 MHz with direct frequency readout. Hear NOAA weather, maritime coastal plus more on 160-164 MHz.

Mounts between handheld and rubber ducky. Feedthru allows simultaneous scanning of both 2 meters and Police/Fire bands. No missed calls.

Highpass input filter and 2.5 GHz transistor gives excellent uniform sensitivity over both bands. Crystal controlled.

Bypass/OFF switch allows transmitting. Won't burn out if you transmit (up to 5 watts) with converter on. Low insertion SWR. Uses AAA battery. 2 1/4 x 1 1/2 x 1 1/2 in. BNC connectors.

Enjoy scanning, memory, digital readout, etc. as provided by your handheld on Police/Fire band.

220 MHz Converter for 2 M Handheld



MFJ-314
\$59.95

MFJ-314, like MFJ-313 but lets you receive 221-225 MHz on your 2 meter handheld.

Police/Fire/Weather Band Converter for 2 Meter Mobile Rigs.



MFJ-312
\$59.95

MFJ-312, like MFJ-313 but for mobile 2 meter rigs. Transmit up to 40 watts thru converter without damage. SO-239 connectors. Mobile mounting brackets. Rugged. "ON" LED. Use 12 VDC or AAA battery. 3x4x1 in.

Order from MFJ and try it—no obligation. If not delighted, return it within 30 days for refund (less shipping). One year unconditional guarantee.

Order today. Call toll free 800-647-1800. Charge VISA, MC or mail check, money order for amount indicated plus \$4.00 each shipping.

Hear police/fire/weather. Order now. ✓47

CALL TOLL FREE ... 800-647-1800

Call 601-323-5869 in Miss. outside continental USA, tech/order/repair info. Telex 53-4590.

MFJ ENTERPRISES, INCORPORATED

Box 494, Mississippi State, MS 39762

If for some reason the ACK message back to the sending computer is garbled, the sending computer will simply assume that all blocks in the previous transmission were garbled and will repeat them all. This is safer than allowing the possibility that some garbled data blocks might not be repeated when required. If blocks that have already been correctly received are again encountered by the receiving computer, they simply will be ignored. The important thing is that we receive every data block correctly at least once.

This process obviously requires some "intelligence" in the terminal equipment at both ends of our communications link. This will take the form of a computer and suitable program to accomplish the required arithmetic, buffer storage, and record keeping. These tasks will not be difficult to do with a small computer, but they are much beyond the capability of an ordinary TTY machine. (This is why straight TTY machines are referred to, with no disrespect intended, as "dumb" terminals.)

Block Length

We need to be careful about the chosen length of our data blocks. If, for example, our channel on a given day is producing errors about twice per minute on the average and we have chosen a block length that requires 3 minutes to transmit one data block, it is obvious that we may never be able to receive even one block error-free. The sending computer will be forced to continually repeat the first data block of the file, and the file may never be completely transferred. (Our communications system, in this instance, would have broken down.) On the other hand, if we chose data blocks to be so short

that they only required 100 milliseconds to transmit, we would be able to transfer many data blocks error-free over our example channel.

If we make the blocks too long, we find that we seldom receive error-free blocks and we spend too much time retransmitting. If we make the blocks too short, our overall rate of data transfer ("throughput") is reduced under good channel conditions because we are spending too much of our time transmitting checksums instead of data characters. If we could reliably predict what our channel would be like all the time, it would be possible to find a block length that was the most efficient all the time. But on some days you may have a telephone-quality channel, and on other days the interference may be severe.

For this reason, I am recommending that the block length be variable and under the control of the sending computer (and/or operator). This will allow the block length to be optimized from one transmission to the next, if desired, simply by experiment. One would normally want to begin with a fairly short block length (perhaps 16), and then increase it if few retransmissions are necessary. If, at another time, the retransmission rate gets too high, the block length could simply be shortened on the next transmission.

Signal Format

There are a few other details we must consider in order to make our scheme workable. We require three types of data structures: (1) a block of text characters, (2) an acknowledgment block, and (3) a block of characters to signal the end of transmission.

Fig. 1 shows how a text block would be constructed. It may be preceded by

any number of ASCII SYN characters as fillers. The STX (ASCII Start of Text) character flags the start of the block. Following STX are a variable number of 8-bit data bytes. The number of bytes may vary between individual blocks in a given transmission, but it may not exceed 256. The end of data in a block is signalled by the ETX (ASCII End of Text) character. Immediately following the ETX is the 8-bit checksum and then the 8-bit block label.

The checksum is formed by numerically adding together each data byte and discarding any register overflow. Each data block of a transmission must be uniquely identifiable, so we add the block label. The sending computer will sequentially assign 8-bit labels to each data block it sends. These will allow the receiving computer to identify the blocks it has received correctly, and also allow it to properly sequence the data blocks after they have all been received correctly.

Fig. 2 shows how an acknowledgment block would be constructed. It also may be preceded by any number of SYN characters. An ACK (ASCII Acknowledge) character flags the start of an acknowledg-

ment block. The contents of the block are the block labels of the text blocks received correctly during the previous transmission. We will allow a variable number of labels, up to 256, in one ACK block. The end of the block is flagged by an ETX character. No error-checking will be done on the ACK blocks, so no checksum or block label is transmitted.

Fig. 3 shows how an end of transmission would be indicated. The ASCII ETB (End of Transmission Block) character will be used to indicate to the receiving computer that it may begin transmitting. To ensure that at least one ETB is received even with interference, it will be sent 5 times. After recognizing the ETB character, the receiving computer will wait until the loss of receive signal is detected and then begin transmitting.

We want to allow the use of many different types of computers to process this code. Since different computers will require different amounts of time to perform the arithmetic and book-keeping operations necessary to process data blocks, we cannot know for sure how much time must be allowed between blocks. To make sure we don't make it impossible for some computers to keep up, a vari-

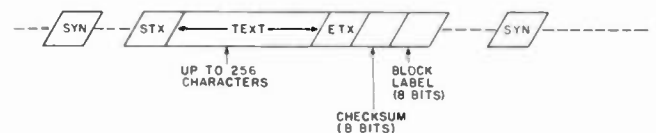


Fig. 1. Text block.



Fig. 2. ACK block.

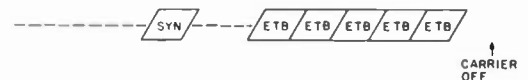


Fig. 3. Transfer of link control.

ALL BAND TRAP VERTICAL ANTENNAS!

FULL 1/4th WAVE - All Bands! Automatic Selection with proven HI-Q Traps. 3 Models-ALL self supporting - Ground or roof mount. HEAVY Double wall seamless Aluminum lower section - HI STRENGTH FIBERGLASS TUBING OVER -ALL. NO WOBBLY, LUMPY TRAPS - NO UNSIGHTLY CLAMPS needed - Same size all the way up 114" - Traps hidden inside. You can use it in a 1 ft. sq. Backyard! Neighbors will never know this is a Hi-Power ALL Direction DX Antenna. FOR APARTMENTS, ROW HOUSES, MOBILE HOMES - CONDOS etc. where minimum space and neat appearance is MANDATORY! Instant "Drive In" ground mount (included). Use with or without radials (included) (All angle roof mount - Extra) COMPLETELY PRETUNED - NO ADJUSTMENTS NEEDED EVER! NO TUNER NEEDED Over All Bands (except 80 meter - 400 KC) SWR 1-1 to 2-1 at Band edges, Std. SO239 connector - 50 ohm for any length RG58U - RGPU feedline. Matches ALL MAKES TRANSCEIVERS. 2000 Watt PEP. Input power. Shipped - PREPAID IN USA. Assembles in 10 min. using only screwdriver. WEATHERPROOF!

No.-AVT80-10 5 Band 25'8" \$179.95
No.- AVT40-10 4 Band 18'9" \$129.95
No.- AVT20-10 3 Band 11'4" \$99.95

SEND FULL PRICE FOR PP DEL IN USA (Canada is \$5.00 extra for postage, clerical, Customs etc.) or order using VISA, MASTER CARD or AMERICAN EXPRESS. Give Number and Ex. date. Ph 1-308-236-5333 9AM-6PM weekdays. We ship in 2-3 days. Prices will increase, so order NOW AND SAVE. All Antennas Guaranteed for 1 year - 10 day money back trial. If returned in new condition. Free Inf.

WESTERN ELECTRONICS
Dept. A7-2 Kearney Ne, 68847



MFJ RF NOISE BRIDGE

Lets you adjust your antenna quickly for maximum performance. Measure resonant frequency, radiation resistance and reactance. Exclusive range extender and expanded capacitance range gives you much extended measuring range.



• Exclusive range extender • Expanded capacitance range • Series Bridge

\$59⁹⁵

This MFJ-202 RF Noise Bridge lets you quickly adjust your single or multiband dipole, inverted Vee, beam, vertical, mobile whip or random system for maximum performance.

Tells resonant frequency and whether to shorten or lengthen your antenna for minimum SWR over any portion of a band.

MFJ's exclusive range extender, expanded capacitance range (± 150 pf) gives unparalleled impedance measurements, 1 to 100 MHz. Simple to use. Comprehensive computer proven manual.

Works with any receiver or transceiver. SO-239 connectors. 2 x 3 x 4 inches. 9 volt battery.

Other uses: tune transmatch; adjust tuned circuits; measure inductance, RF impedance of amplifiers, baluns, transformers; electrical length, velocity factor, impedance of coax; synthesize RF impedances with transmatch and dummy load.

Order from MFJ and try it - no obligation. If not delighted, return it within 30 days for a refund (less shipping). This bridge is unconditionally guaranteed for one year.

To order, simply call us toll free 800-647-1800 and charge it on your VISA or MasterCharge or mail us a check or money order for \$59.95 plus \$4.00 for shipping and handling for MFJ-202.

Put this MFJ Noise Bridge to work improving your antenna. Order from MFJ or see dealer.

CALL TOLL FREE ... 800-647-1800

Call 601-323-5869 for technical information, order/repair status. Also call 601-323-5869 outside continental USA and in Mississippi.

MFJ ENTERPRISES, INCORPORATED
Box 494, Mississippi State, MS 39762

CES INTRODUCES THE NEW 510SA "SMART PATCH"

The State of the Art Simplex Interconnect

Communications Electronics Specialties introduces the CES 510SA "Smart" Simplex Autopatch, with many important new features never available before:

- Three digit control codes with user programming.
- A sophisticated toll restrict provides positive long distance lock out.
- Time-out and COR activity timers with warning beeps and digital programming.
- Rotary or DTMF dialing.
- Phone line in-use detector prevents interrupting a call in progress, and sends unique CW sequence.
- Phone ring detection logic enables unique CW sequence.
- Digital programming of the sample rate and width, and noise gate sensitivity control, for easy interfacing with most radios.

Simple and direct connections to radio

Options available:

- Smart CW identifier with unique CW messages for each patch function.
- FCC type accepted phone line coupler.
- Special tone squelch kit to operate patch through repeaters.



The 510SA—the newest advance in interconnect technology, from the innovators at: **Communications Electronics Specialties, Inc.**
Post Office Box 507 • Winter Park, Florida 32790
(305) 645-0474 • Toll-free (for orders only): (800) 327-9956

able number of SYN characters will be transmitted between data blocks. Depending upon the speed of the receiving computer, any number between 1 and 10 SYN characters might be required to allow adequate processing time at the receiver. The number of SYN characters transmitted between blocks can be varied to suit the sending or receiving operators. A certain minimum number of characters will be necessary to allow the receiving computer enough processing time, but any number of additional SYN characters will not disrupt the scheme, since the receiving computer will simply wait until it encounters an STX character to start processing the next data block. The only effect of sending more SYN characters than actually needed will be to reduce data throughput below the optimum for that combination of computers.

Another reason to allow varying the number of SYN characters is that we want to be able to use this scheme over a variety of actual data rates. Since the computer processing time will remain fixed while the character transmission time may change considerably, it will be advantageous to use fewer synchronizing characters at the lower data rates and more at the higher data rates to allow the same processing time at the receiving computer.

This system does not lend itself well to informal conversation at low typing speeds and would primarily be of use after initially establishing contact with another station and mutually deciding that a large block of data (perhaps 100 formal messages) is to be transferred. At this point, both stations would switch to the block-encoded mode to transfer the data.

Once in the block-encoded

mode, we would begin a transmission with a leader of SYN characters perhaps 5 seconds long. The remainder of the transmission would consist of ACK or text blocks. We will require that the text blocks be transmitted sequentially, but we will allow the ACK blocks to appear anywhere during the transmission. Since we will not be using error-detection on the ACK blocks, it will be a good idea to send the ACK blocks more than once to make sure they are received correctly. Between blocks any number of SYN characters may be transmitted. The last block of the transmission will be followed by several SYN characters and then the five ETB characters to signal the end of transmission.

Diversity

How can diversity operation help us in this scheme? If a receiving interface is

available where the mark and space frequencies can be detected independently, the receiving computer can treat the two frequencies as separate signals, and we get two chances for each data block to be received correctly. If either the mark or space channel produces an error-free block, the receiving computer can ACK that block. This can greatly reduce the number of retransmissions under moderately degraded conditions and greatly increase throughput.

Summary

I have described one of several possible methods to achieve error-free transmission of digital data over a very imperfect radio channel by using error-detecting coding, ARQ, and computers at each end of the radio link. I hope these ideas will help to get some experimenting underway in this direction. ■

Introducing The SRT-3000 A High Performance RTTY Communications Send- Receive Terminal

- Built-in demodulator & AFSK modulator for 170,425,850 Hz shifts, high and low tone pairs • 60,66,75,100,132 WPM Baudot, 110,300 Baud ASCII, 5-99 WPM Morse • 1000 character text buffer with BREAK feature • Ten 80 character message memories with battery backup •

Selectable display formats, 24 lines x 72 characters (2 pages), 24 lines x 36 characters (4 pages), 16 lines x 36 characters (6 pages) • Split screen operation • On screen status line displays a tuning bar, mode, speed, shift, tone pair, normal/reverse, USOS, WRU, SELCAL, buffer mode and buffer count • Cassette interface for long "Brag Tapes" or unattended message storage • Baudot and ASCII printer outputs • Built-in audio monitor • Built-in 110 VAC power supply • Other features—PTT control, WRU, SELCAL, sync idle, CW ID, USOS, autostart, full or half duplex, scope outputs, weight control, intercharacter spacing, reverse video, RS-232, word wrap around • Compact size only 13.3 x 10.3 x 4 inches • Made in USA.



SRT-3000
List Price \$ 995.00
INTRODUCTORY PRICE \$ 795.00*

Send For
Free Information

DGM ELECTRONICS, INC.

787 BRIAR LANE, BELOIT, WISCONSIN 53511 (608) 362-0410

**Introductory prices good
thru Feb. 28, 1983.
Optional 9" video monitor
shown \$149.00.*

**The BEST is still
"made in U.S.A."**



MIRAGE

**American made RF Amplifiers and Watt / SWR Meters
of exceptional value and performance.**

• 5 year warranty • prompt U.S. service and assistance

RF AMPLIFIERS

2 METERS-ALL MODE

B23 2W in=30W out \$89.95
(useable in: 100 mW-5W)

B108 10W in=80W out \$179.95
(1W=15W, 2W=30W) RX preamp

B1016 10W in=160W out \$279.95
(1W=35W, 2W=90W) RX preamp

B3016 30W in=160W out \$239.95
(useable in: 15-45W) RX preamp

220 MHz ALL MODE

C106 10W in=60W out \$199.95
(1W-15W, 2W=30W) RX preamp

C1012 10W in=120W out \$289.95
(2W=45W, 5W=90W) RX preamp

C22 2W in=20W out \$89.95
(useable in: 200mW-5W)

RC-1 AMPLIFIER

REMOTE CONTROL \$24.95
Duplicates all switches, 18' cable

WATT / SWR METERS

• peak or average reading

• direct SWR reading

MP-1 (HF) 1.8-30 MHz

MP-2 (VHF) 50-200 MHz
\$119.95

430-450 MHz ALL MODE

D24 2W in=40W out \$199.95
(½W=24W, 1W=70W)

D1010 10W in=100W out \$319.95
(2W=25W)

Available at local dealers throughout the world.

MIRAGE
COMMUNICATIONS EQUIPMENT, INC.

P.O. Box 1393, Gilroy, CA 95020 (408) 847-1857

Drive-Time SWLing

This simple car radio converter will open up a whole new world of driving.

Tired of rock music on your car radio? Then listen to the BBC, Voice of America, Radio Canada, and other shortwave broadcast stations. Only a 2-transistor converter is required.

The circuit converts the 16-, 19-, 25-, or 31-meter bands to AM standard-broadcast frequencies. Simply insert the converter between your car antenna and antenna input.

Maybe you prefer your shortwave listening in-

doors. Then you will need a low-cost surplus car radio (Olson Electronics, 260 S. Forge St., Akron OH 44327) and a 12-volt power supply (Radio Shack). The car radio is well shielded and will not pick up AM standard-broadcast interference.

The converter schematic is shown in Fig. 1. The simple Pierce oscillator circuit uses a 2N5397 JFET to restrict oscillator output noise. No tuned circuits, other than the crystal itself,

are used in the oscillator. The 3N204 MOSFET mixer provides low noise, good dynamic range, and moderate gain. Mixer gain must be high enough for antenna noise to mask the car radio internal noise. On the other hand, mixer gain must be low enough so that overloading of the car radio by strong signals is not a problem. Thus, the higher-gain 3N211 is not recommended here.

Temperature tests show the converter performance to be virtually constant over the range -40°C to 85°C . Oscillator frequency drift, for a 16.3-MHz AT-type crystal, is less than $\pm 1.5\text{ kHz}$ over this temperature range.

Crystal* frequencies are selected so that one crystal

can be used for two shortwave bands. Signals from these two bands do not overlap. The mixer input circuit selects one of the two bands. Table 1 lists the values of L1, L2, and the crystal frequency for each band.

The values of L1 should work well with GM windshield antennas. Regardless of the antenna type, L1 should be selected for maximum signal strength at center band. L1 and C1, in addition to matching the antenna to the mixer, act as a low-pass filter at TV and FM broadcast frequencies. This filtering function is very important since unattenuated signals from powerful VHF stations can produce undesirable mixer products at the converter output.

A 19-meter version of the converter is mounted under the dashboard of my Chevrolet. Standard broadcast

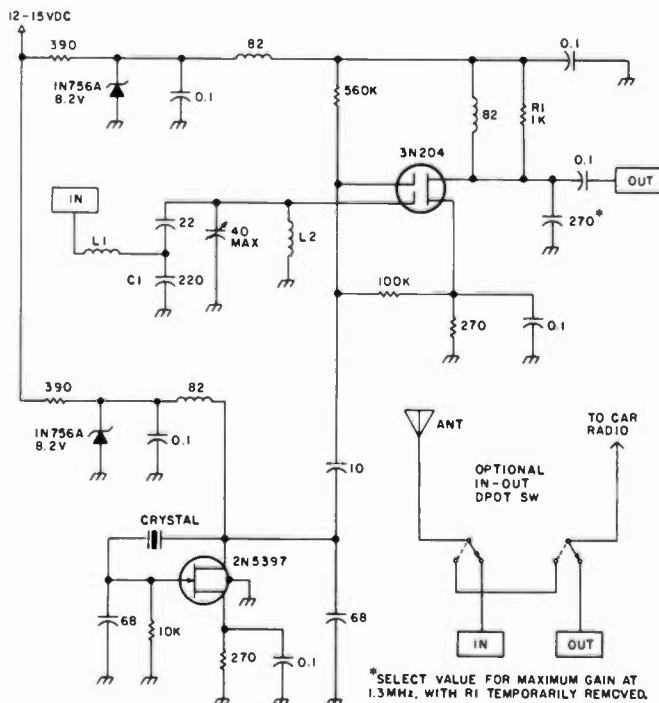


Fig. 1. Schematic for the converter for shortwave listening.

*AT-element, fundamental mode, parallel-resonance, 32-pF load capacitance. Jan Crystals, PO Box 06017, Ft. Myers FL 33906. Cost is approximately \$5.00.

SW Band	Xtal Freq.	L1	L2
16m	16.3	1.5	1.8
19m	16.3	1.8	2.2
25m	11.0	2.7	3.9
31m	11.0	3.9	5.6

Frequency in MHz.
Inductance in microhenries.

Table 1.

It's Hard To Be Humble When You're Number One On 2 Meters!



The best selling and performing 2 meter FM rig in the USA, gives you more for your money.

25 watts, Touchtone® mike, 10 memories with built-in memory retention, scanning priority channel, sub-audible tone module built-in . . . and much, much more!

Call or write for brochure.



ORDER NOW DIRECT
CALL TOLL FREE

800-251-4141

This number for ORDERS ONLY!
ORDER DIRECT or at your dealer!
DISTRIBUTED BY:



Central & South American orders:
PHONE: (305) 592-7016

KDK DISTRIBUTING CO., INC. ✓81

762 S. GALLATIN RD. (MADISON SQUARE SHOPPING CTR.) - MADISON, TN 37115 - PHONE (615) 865-7949 - TLX56-8652

INCLUDES Tone Pad Microphone and all accessories.
Shipping: \$5.00 Eastern U.S.A. \$7.50 Western U.S.A.

FM2030

\$309

Mail Order - COO - Bank Cards

Company reserves the right to change specifications and prices without notice.

feedthrough causes no significant interference with shortwave signals. More specifically, a 1-kW station at 1.1 MHz is not detectable beyond a half mile from the station antenna. For negligible feedthrough, the converter must be contained in an aluminum box. Also, a shielded cable (Radio Shack) must connect the converter to the car radio. To avoid generator/alternator whine, the converter box must be securely fastened and grounded to the metal frame of the dashboard with sheet-metal screws. To control ignition noise, resistor-type spark plugs must be used in the car engine.

The converter circuit is constructed on top of an unetched, copperclad PC board. No etching or cutting of the board is required. Circuit grounds are soldered directly to the board. A few 1/4-Watt, 4.7-megohm resistors, with

one end of each soldered to the PC board, are used as standoffs. The crystal socket is epoxy-glued to the board. Inductors must be at least one inductor diameter from the PC board. All inductors must be separated by at least two inductor diameters. Naturally, all circuit leads are kept short.

All resistors in the schematic are 1/4-Watt carbon with values in Ohms. All inductors are molded rf chokes, unshielded type, with 1/4-inch-length bodies and values in microhenries. Integer values of capacitance are in pF, and the corresponding capacitors are ceramic or dipped mica. Decimal values of capacitance are in µF, and the corresponding capacitors are ceramic.

One final note. Experience indicates that, after installing the converter, one should tune the car radio while keeping one's eyes on the road. ■

ALL NEW H.F. 10/160 METER SOLID STATE P.L.L. TRANSCEIVER



USB-LSB

4 Memories
3 Way Auto-Scan
Includes New Bands
3-Step Tuning Speed
IF Tune ± 1 KHZ
Built-in Dual VFO

CW-W CW-N

200 W. PEP (160M-12M)
100 W. PEP (10M)
Built-in Power Supply
AC-120 VAC
DC-13.8 V -Ground
External ALC
13.5 VDC Relay



JUST SLIGHTLY AHEAD

1275 N. GROVE ST.
ANAHEIM, CA 92806

TO ORDER OR
DLR INFO. CALL
(714) 630-4541

✓318

NOTE: Price, Specifications subject to change without notice and obligation

Stop That Heist!

What would you say about an alarm that's portable, inexpensive, and goes off when a thief just touches the doorknob?

We say build it.

Dennis Pharr WD5JWY
3521 SE 45th Street
Oklahoma City OK 73135

This article will describe a low-cost alarm circuit that is activated by a simple touch of the hand. Its operation depends upon a source of 60-Hz signals that is present in virtually all homes wired with standard 110 V ac. The sensitivity of the alarm is adjustable and easily varied to suit the particular 60-Hz environment. The alarm requires no installation; it is simply hung on the doorknob by a hook formed from heavy-gauge copper which is connected

to the input circuit. When the doorknob is touched, the alarm will sound.

Circuit Operation

Operation of this circuit is fairly simple. Referring to Fig. 1, when the doorknob is touched, a 60-Hz signal is applied to the gate of FET Q1. This signal is then amplified a small amount and applied to the trigger terminal (pin 2) of U2, which acts as a one-shot. The output of U2 then goes high, causing the output of the Set/Clear flip-flop, which consists of U3A and U3B, to go high also. The high on the output of the Set/Clear flip-flop en-

ables audio oscillator U4 which acts as the alarm. The alarm will continue to sound until it is reset by depressing push-button S2.

Also built into the circuit is a delay feature which will allow the alarm to be used while you're away from your house or apartment. The delay portion of the circuit, made up of Q2, U1, and U3C, allows you to activate the alarm and go out the door while still handling the doorknob.

Operation of the delay circuit is also quite simple. When power is initially ap-

plied to the circuit, a trigger pulse is generated by Q2 which causes the output of U1 to go high. The high on the output of U1 is inverted to a low by U3C and applied to pin four of U2. This low on pin four of U2 disables the alarm for approximately thirty seconds, with the components specified. This should be plenty of time to exit the door. If you don't wish to include the delay feature, simply leave out Q2, U1, and U3C and connect pin four of U2 directly to Vcc.

Quiescent current drain of the circuit is about fifteen milliamperes with the nine-volt battery specified; therefore, two nine-volt batteries in parallel or six penlight cells in series should be used for powering the alarm.

Construction

The circuit can be built most easily using perfboard-type construction. Sockets should be used for all the ICs, should replacement become necessary. A plastic case similar to those sold by Radio Shack can be used for housing the unit, and a piece of #14 gauge, or heavier, bare copper wire may be used for the touch element. The wire should be bent into a hook shape for hanging on

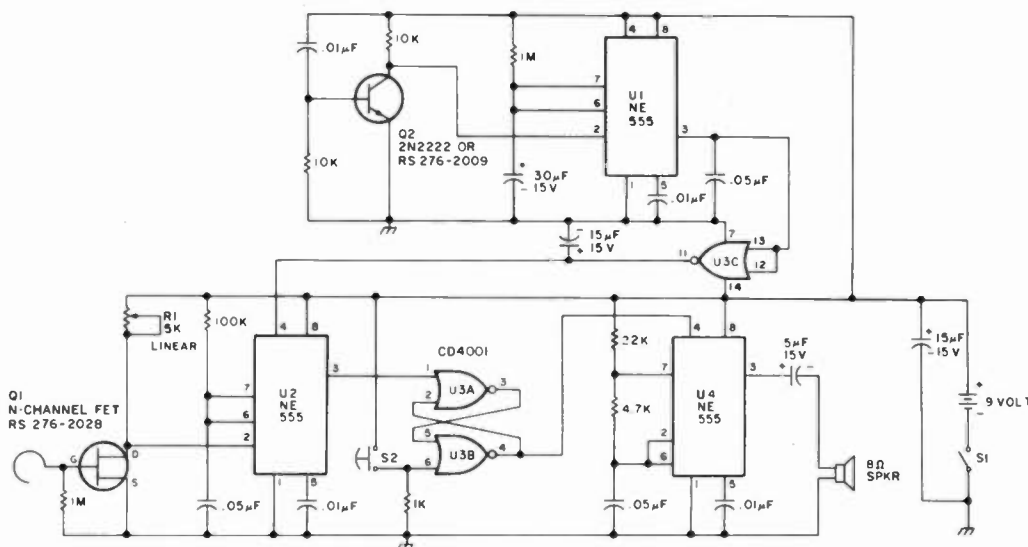


Fig. 1. Schematic diagram of touch alarm.

the doorknob. R1, the sensitivity adjustment resistor, should be a panel-mount-type potentiometer instead of a trimpot mounted on the perfboard, as this will greatly ease adjustment when the alarm is to be used.

Test and Adjustment

The alarm may be tested for proper operation without hanging it on a doorknob. To do so, first adjust sensitivity control R1 for minimum resistance and then apply power. If you have included the delay circuit, you will have to wait approximately thirty or forty seconds before the alarm will arm itself. Now, while touching the pickup element, adjust R1 towards maximum resistance. At some point, while adjusting R1, the alarm will trigger and go off. To reset the alarm, momentarily depress S2. I must mention here that depressing S2 will only reset the alarm; it will not activate

the delay. To reactivate the delay, power must be momentarily interrupted by opening and closing S1. Also, after the sensitivity has been increased, the alarm will sound when power is applied. To prevent this, hold down the reset button while applying power. R1 will have to be readjusted when the alarm is hung on the doorknob, as this changes the sensitivity of the input circuit.


Summary

This alarm would probably be most useful to those living in apartments and could easily be thrown into a suitcase for use in motel or hotel rooms when away on trips. But, wherever used, it will provide a sense of security otherwise unknown.

If you have any questions or comments concerning the operation of the alarm, an SASE to me will bring a prompt reply. ■

HAL'S SHOPPER'S GUIDE

HAL 2304 MHz DOWN CONVERTERS (FREQ. RANGE 2000/2500 MHZ)	
2304 MODEL #1 KIT BASIC UNIT W/PREAMP LESS HOUSING & FITTINGS	\$19.95
2304 MODEL #2 KIT (with preamp)	\$29.95
2304 MODEL #3 KIT (with High Gain preamp)	\$39.95
MODELS 2 & 3 WITH COAX FITTINGS IN & OUT AND WITH WEATHER-PROOFED DIE CAST HOUSINGS	
BASIC POWER SUPPLY	\$19.95
POWER SUPPLY KIT FOR ABOVE WITH CASE	\$24.95
ANTENNAS & OTHER ACCESSORIES AVAILABLE. SEND FOR MORE INFO.	



2100-2500 MHZ

*HMR-II COMPLETE UNIT
COMPLETE SYSTEM AS SHOWN. NOT A KIT INCLUDES A PC BOARD, POWER SUPPLY, CABLES & CONNECTORS—PRE-ASSEMBLED AND TESTED 24dB GAIN OR GREATER.

1 UNIT	\$149.95
2 UNITS	\$139.95 ea.
3 OR MORE UNITS	\$129.95 ea.

*HAM MICROWAVE RECEIVER

PRE-SCALER KITS

HAL 300 PRE	(Pre-drilled G-10 board and all components)	\$14.95
HAL 300 A/PRE	(Same as above but with preamp)	\$24.95
HAL 600 PRE	(Pre-drilled G-10 board and all components)	\$29.95
HAL 600 A/PRE	(same as above but with preamp)	\$39.95

PRE-AMPLIFIER

HAL-PA-19 WIDE BAND PRE-AMPLIFIER, 2-200 MHZ BANDWIDTH (-3dB POINTS), 19dB GAIN	FULLY ASSEMBLED AND TESTED \$8.95
HAL-PA-1.4 WIDE BAND PRE-AMPLIFIER, 10 MHZ TO 1.4 GHZ, 12dB GAIN	FULLY ASSEMBLED \$12.95
HAL-PA-2.1 GHZ 2 STAGE 2 STAGE PRE-AMPLIFIER, DESIGNED FOR 2304 DOWN CONVERTER, MADE TO PIGGIE-BACK ON THE 2304 BOARD. OFFERS 20 dB GAIN. ALSO HAS AN IMAGE REJECTION FILTER.	

SHIPPING INFORMATION: ORDERS OVER \$25 WILL BE SHIPPED POST-PAID EXCEPT ON ITEMS WHERE ADDITIONAL CHARGES ARE REQUESTED. ON ORDERS LESS THAN \$25, PLEASE INCLUDE ADDITIONAL \$2.50 FOR HANDLING AND MAILING CHARGES. SEND 20¢ STAMP FOR FREE FLYER.

HAL-TRONIX INC.
P.O. BOX 1101

SOUTHGATE, MICH. 48195
PHONE (313) 285-1782 ✓31




"HAL" HAROLD C. NOWLAND
W8ZXH

Hi Pro REPEATERS

LB-VHF-UHF SOON TO BE TYPE ACCEPTED


NEW



EV-1B
Assembled
Small Size
3 7/8" x 6 1/8"

HI PRO TRANSMITTER Designed for Repeater service with excellent stability, harmonic rejection, low sideband noise and audio reproduction. *Up to six channel operation, very cool operation, adjustable power up to 5 watts on VHF.* Also available mounted in die cast aluminum R.F. housing. Can be used with our new 25 watt continuous duty power amplifier.

NEW




HPC
102
Assembled
Small Size
4 1/2" x 6 1/2"

HI PRO COMPUTER CONTROL BOARD AND AUTO PATCH Here it is, just what you have been asking for—a completely computerized control board and auto patch with auto dialer, tone to rotary dial conversion, repeater, auxiliary receiver or telephone line control. Reverse auto patch, reprogrammable, kerchunk killer, courtesy tone, etc.

other Hi Pro Products: Assembled and tested
Hi Pro Basic—MKI—MKII Repeaters
—C.O.R. with smart ID and courtesy tone
—Computerized or basic autopatches
—Tone decoder board-basic repeater control board.

NEW



R4-UA
Assembled
Small Size
3 7/8" x 6 1/8"

HI PRO RECEIVER This is the heart of the Hi Pro Repeater and boasts superior squelch action. Excellent stability, sensitivity .3 mv or less, selectivity, *triple tuned front end* which is needed for reliable Repeater service. *Up to six channel operation.* Excellent replacement for that troublesome Receiver or Transmitter or build your Repeater around these boards.

CALL OR WRITE FOR OUR COMPLETE CATALOGUE.

MAGGIORE ELECTRONIC LAB.

590 SNYDER AVENUE
WEST CHESTER, PA, 19380
Phone: 215-436-6051
TELEX: 499-0741 MELCO ✓41



LM-358

COM SPEC
IC-107

LM-324

LM-358

COM SPEC
IC-107

A fresh idea!

Our new crop of tone equipment is the freshest thing growing in the encoder/decoder field today. All tones are instantly programmable by setting a dip switch; no counter is required. Frequency accuracy is an astonishing $\pm .1$ Hz over all temperature extremes. Multiple tone frequency operation is a snap since the dip switch may be removed. Our SS-32 encode only model is programmed for all 32 CTCSS tones or all test tones touch-tones and burst-tones. And, of course, there's no need to mention our 1 day delivery and 1 year warranty.



TS-32 Encoder-Decoder

- Size: 1.25" x 2.0" x .40"
- High-pass tone filter included that may be muted
- Meets all new RS-220-A specifications
- Available in all 32 EIA standard CTCSS tones

SS-32 Encoder

- Size: .9" x 1.3" x .40"
- Available with either Group A or Group B tones

Frequencies Available:

Group A			
67.0 XZ	91.5 ZZ	118.8 2B	156.7 5A
71.9 XA	94.8 ZA	123.0 3Z	162.2 5B
74.4 WA	97.4 ZB	127.3 3A	167.9 6Z
77.0 XB	100.0 1Z	131.8 3B	173.8 6A
79.7 SP	103.5 1A	136.5 4Z	179.9 6B
82.5 YZ	107.2 1B	141.3 4A	186.2 7Z
85.4 YA	110.9 2Z	146.2 4B	192.8 7A
88.5 YB	114.8 2A	151.4 5Z	203.5 M1

- Frequency accuracy, $\pm .1$ Hz maximum - 40°C to + 85°C
- Frequencies to 250 Hz available on special order
- Continuous tone

Group B						
TEST-TONES:	TOUCH-TONES:	BURST-TONES:				
600	697 1209	1600	1850	2150	2400	
1000	770 1336	1650	1900	2200	2450	
1500	852 1477	1700	1950	2250	2500	
2175	941 1633	1750	2000	2300	2550	
2805		1800	2100	2350		

- Frequency accuracy, ± 1 Hz maximum - 40°C to + 85°C
- Tone length approximately 300ms. May be lengthened, shortened or eliminated by changing value of resistor

Wired and tested: TS-32 \$59.95, SS-32 \$29.95



COMMUNICATIONS SPECIALISTS

426 West Taft Avenue, Orange, California 92667
(800) 854-0547 / California: (714) 998-3021



Get the DX Edge

There are ways to stand out in the pileups for Spanish-speaking stations. One is to speak their language.

Do your present operating activities make your heart beat faster and your nerves tingle from excitement? If not, you could be in a bit of a rut.

Novices seldom have this problem, but many other hams later find that they need to try other avenues of their hobby. Operating an exotic mode like slow-scan television is one approach; another is chasing certificates. My choice is talking with hams of the Spanish-speaking countries.

Why try the Spanish language? For openers, the Spanish-speaking people are among the most gracious people in the world and are very patient with beginners speaking their language. They bend over backwards to overlook errors and always enthusiastically encourage beginners. A knowledge of Spanish gives you an edge in working Mexico, Central America, South America, the

West Indies, Spain, the Canary Islands, the Balearic Islands, and the North African cities of Ceuta and Melilla. (These are Spanish enclaves on the coast of Morocco.) And that constitutes a lot of DX!

Spanish is a good beginner's language. It often is pronounced nearly as it is spelled. For example, the F sound is always spelled with an F. It does not have spelling nightmares as does English, in which an F sound can be represented by gh (in enough) or by ph (in phone). Another advantage is that when the other operator hears you attempting to use his language, he often will try his hand at speaking English. It's a bit like fishing—you throw out your lure in the form of spoken Spanish and reel in your catch in the form of a contact in English.

Most hams begin their hobby as Novices working

other Novices, and this is a good way to begin using Spanish. The Novices from Spain are licensed to use voice communication from 29,000 kHz to 29,100 kHz. Their callsigns begin with EC instead of EA. During the fall, spring, and winter months, they can often be worked from about 1200 UTC until 2000 UTC in the midwestern United States.

Spanish Novices exhibit that universal trait of Novices everywhere—enthusiasm. A contact with them is not the usual one of "You are 5 × 9 in Madrid, QSL via the bureau and QRZed." They usually will answer with an excited tone in their voices, often with a rapidly spoken "OK, OK, OK!" For many this may be their first DX contact, and they will QSL direct. Their QSLs are often beautiful postcards of their QTH, with the technical information stamped on the back. I always look forward to

checking my mail for a new postcard with interesting stamps. They may also send a red ribbon with a yellow center stripe, which represents the Spanish flag.

After working a stateside Novice station, you always enjoy working that same station again when he has upgraded. You will get an even bigger kick doing this with Spanish Novices. One day I called CQ in Spanish on 15 meters and was answered by an EA whom I had worked several months earlier when he was a Novice EC. He remembered me, described my QSL card, and noted what a great pleasure it was to have another contact. You don't get that from a DX pileup!

If you have ever wanted to be a DX station but you live in Chicago or Los Angeles or Detroit or operate low power with something less than a gain antenna, take heart; the Spanish Novices consider

The Standard for Comparison

New **AZDEN® PCS-300** 2-M Handheld FM Transceiver



8 MHz COVERAGE • 142 to 149.995 MHz in 5 kHz steps, including CAP and MARS.

IDEAL SIZE & WEIGHT DISTRIBUTION • 7.3" high by 2.5" wide by 1.8" deep; 1.4 lbs.

MICROCOMPUTER CONTROL • All frequency operations are done by means of a microcomputer keyboard with acquisition tone.

LCD DISPLAY WITH TIMED LAMP • Draws almost no current. Lamp times out automatically after 20 seconds.

16 KEY AUTOPATCH • Keyboard works as a Touchtone® pad while transmitting.

PL TONE SWITCH • Actuates optional subaudible tone module.

PROGRAMMABLE "ODD SPLITS" • Transmit and receive on any possible frequency combination. Reset in seconds.

9 CHANNEL MEMORY WITH SCAN • Eight addressable channels and one externally accessible up/down channel retain frequency and standard offset. Backup drain is a scant 10 microamps!

AUTOMATIC INCLUSIVE OR EXCLUSIVE PROGRAMMABLE BAND SCAN • Limits may be reset in seconds. Scans either inside or outside the limits.

BUSY AND VACANT SCAN MODES • Scan for either an occupied or empty frequency.

KEYBOARD LOCK • Prevents accidental change of frequency or scan status.

TRANSMIT LOCK • Avoids unintentional transmission.

DIGITAL S/R/F AND MEMORY ADDRESS METER • Shows relative signal strength on receive, relative power on transmit. Also shows memory address.

HIGH OR LOW POWER • 3 watts high, 1 watt low. Low power is continuously adjustable from 0.5 to 3 watts.

TRUE FM • Not phase modulation — Unparalleled audio quality, superior sensitivity and selectivity.

AUTOMATIC FRONT END TUNING • RF stage is varactor tuned for rugged commercial-grade modular construction. The PCS-300 is built to take years of the toughest operating conditions.

SUPERIOR RECEIVER • Sensitivity is 0.25 μ V for 20 dB quieting, 0.2 μ V for 12 dB SINAD.

BNC ANTENNA CONNECTOR •

STANDARD ACCESSORIES • Heavy duty NiCAD battery pack (500 mAh), belt clip, hand strap connector, flexible rubber antenna, earphone, ac charging unit, and special stand for table-top operation.

OPTIONAL ACCESSORIES • Deluxe leather case, mobile dc charging cord, external speaker/microphone, and PL tone module.

MANUFACTURER: **AZDEN** JAPAN PIEZO CO., LTD.
No. 12-17, 1-chome, Kami-Renjaku, Mitaka, Tokyo, Japan. Telax 781-2822452

EXCLUSIVE DISTRIBUTOR: **AMATEUR-WHOLESALE ELECTRONICS, INC.**
8817 S.W. 129 Terrace, Miami, Florida 33176 Telephone (305) 233-3537 Telax 80-3356 Toll-free (800) 327-3102

you to be good DX. I know, because one day after returning home from work I found 10 meters to be open into Spain. I answered a CQ in Spanish, and at the end of the contact I had a new experience: Several Spanish stations shouted my call-sign! It was a bit nerve-racking at first, but I got used to being a hotly sought-after DX station. In one hour I worked about a dozen stations, exchanging complete QSL information, and could have worked more, but the band went dead.

If you enjoyed the challenge of working all 50 states in the US, why not try your luck at working all 50 provinces in Spain? When you have all 50 confirmed, you can apply to the U.R.E., Box 220, Madrid, Spain, for a certificate. If you are having a hard time working the EA9s from the North African Spanish enclaves of Melilla and Ceuta, you might try the EC9s in the Novice bands. There also are quite a few EC6s from the Balearic Islands and EC8s from the Canary Islands. They might even consider you to be DX, especially if you know Spanish.

Incidentally, if you are a person with a bit of imagination, get an atlas and a guide book or travel book about Spain and look up the cities in Spain that you work. It's like an inexpensive vacation. I use the guidebook by Baedeker which lists the main cities in alphabetical order with color pictures, a short description, history, and a list of fiestas and events. It's a bit expensive at about \$11.00. Rand-McNally has a good pocket-size one for about \$4.00. Both are available at most bookstores.

Also on the 10-meter band from 28,900 kHz to 29,000 kHz are the Novices and Intermediates from Argentina, and they are allowed to use voice communication here. They can

be worked almost anytime that 10 meters is open, and their operating hours are close to ours, since their local time is 3 hours behind UTC. The calls of Argentine Novices begin with LU, as do the calls of higher-licensed Argentine stations.

You can start working these Spanish-speaking stations with just a few basic words and phrases. First, most consonants are pronounced similar to ours. The vowels are pronounced clearly and distinctly. Pronounce A like the English *ah*, E like our *ay* in *say*, I like the *i* in *machine*, O like our *oh*, and U like *oo* in *cool*.

You already know the Q signals and have only to pronounce them as letters of the Spanish alphabet. QSB is pronounced *coo-aysay-bay*; QSL is *coo-aysay-aylay*; QTH is *coo-tay-ahchay*; QRM is *coo-airray-aymay*; QRA (which means "my name is...") is *coo-airray-ah*.

Know the numerals 0 to 9 and a few useful phrases (see box). A typical contact might go thus: *Esta es W1AW*, this is W1AW; *gracias*, thanks; *su reporte es cinco nueve*, your report is 59; *QRA Hiram*, name is Hiram; *hay QRM*, there is QRM; *QTH Newington*, *estado de Connecticut*, location is Newington, state of Connecticut; *habla despacio*, speak slowly; *cambio*, over.

This article touches on only the essentials, and its main purpose is to promote interest in working Spanish-speaking stations. Several aids have appeared recently which are shortcuts to a proficiency in using Spanish on the ham bands. *The Radio Amateur's Conversation Guide* by OH1BR and OH2BAD lists, in eight languages, 147 sentences relating to ham talk, and this is available from Transelectro-America, 2301 Canehill Avenue, Long Beach CA 90815. It has a dictionary listing ham-related words,

also in eight languages. For example, if you need to find the Spanish phrase for "frequency shift keying," just look it up in this dictionary.

The book has quite a few spelling mistakes, at least in the Spanish section, and is a bit expensive, but it has some interesting cartoons and the dictionary is unique. Tapes in each language are available for \$6.00 each, and buying the Spanish one certainly would be a wise investment. Another tape, "HOLA CQ" is available with 15 pages of text from the ARRL for \$7.00.

The basic goal is not to learn a lot of grammar and a large general vocabulary. When you are on the air, you likely will not be asking a Spanish repairman the cost of a new carburetor for your car, but you would be informing a Spanish-speaking operator that his modulation is good or bad. Learn a little grammar and a small specialized vocabulary and have a good time.

I did study Spanish about 15 years ago for two years and had some success with the written language, but the spoken language would drive me to find the nearest interpreter for anything more complex than "Buen-

os Dias." I have been using Spanish over the air for over a year now, and with the help of the conversation guide, I can make it through a contact even if I don't understand everything. Much like learning the code, practicing Spanish makes perfect.

The FCC says one of the reasons that the Amateur Radio Service exists is "the continuation and extension of the amateur's unique ability to enhance international goodwill." I think I know what these words mean. One day after eight hours of hassles and harassments at work, I came home and turned on the rig. I made contact with a Novice from Argentina. We made the usual exchanges of name, QTH, and reports. Then I heard some words that I had not heard at work that day which translated into: "Magnificent, I congratulate you for your very good Spanish!"—the first kind words I had heard all day! And I knew that my goodwill had certainly been enhanced that day.

I hope that your goodwill also will be enhanced as a result of talking with Spanish-speaking countries; besides, it's a lot of fun! *Siete tres!* ■

Spanish Words and Phrases

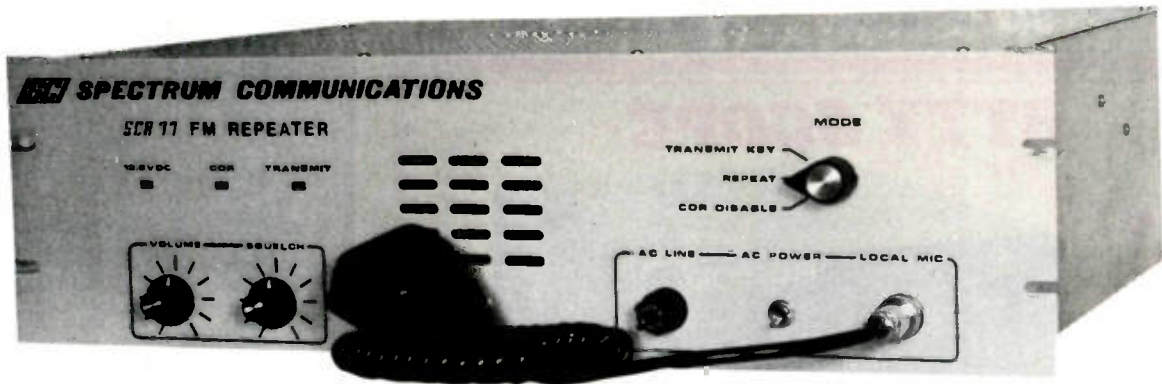
Spanish	Pronounced	English
cero—	<i>say-roh</i>	zero
uno—	<i>oo-noh</i>	one
dos—	<i>dose</i>	two
tres—	<i>trace</i>	three
cuatro—	<i>kwah-troh</i>	four
cinco—	<i>sink-ho</i>	five
seis—	<i>say-iss</i>	six
siete—	<i>see-ay-tay</i>	seven
ocho—	<i>oh-cho</i>	eight
nueve—	<i>noo-way-vay</i>	nine
hay	<i>eye or I</i>	there is
gracias	<i>grah-see-ahss</i>	thanks
habla despacio	<i>ah-blah des-pah-see-oh</i>	speak slowly
codigo postal	<i>koh-dee-goh poh-stal</i>	zip code
apartado postal	<i>ah-par-tah-doh poh-stal</i>	PO Box
cambio	<i>kam-bee-oh</i>	over
direccion	<i>dee-rek-see-own</i>	address
su reporte es	<i>soo ray-por-tay ess</i>	your report is
mi	<i>mee</i>	my

Spectrum SCR77 'Basic' Repeaters

Low Cost - High Quality!

new

For 2M, 220 & 440 MHz




15 or 30 Wt. Xmtrs.

- Includes:**
- 0.3 μ V Rcvr. 8 Pole IF Filter
 - Crystals—high stability .0005%
 - Local Mic
 - Your Call programmed into IDer
 - Provision for Auto-Switchover to Btry. Pwr.
 - Built-in 115/230V AC Supply; basic Panel Controls, Spkr., LED Indicators

If you're looking for a new Repeater, but you really don't need (or can't afford) all the features and options on our world famous, 'Super Deluxe' SCR1000/4000, then our new economy line of SCR77 Repeaters is ideal for you!

These new Repeaters maintain the quality of design, components and construction which made Spectrum gear famous. However, all of the "bells & whistles" which you may not need or want have been eliminated—at a large cost savings to you! The SCR77 is a real "workhorse" basic machine designed for those who want excellent, super-reliable performance year after year—but no frills! ("PL", 12 Pole IF Filter, Front End Preselector, and a 30Wt. Transmitter are the only "built-in" options available; but Autopatch, Remote Control, and other equipment can be connected via the rear panel jack.)

A complete line of duplexers, antennas, cabinets, cable, etc.. is also available.



Of course, if you do want a full featured/super deluxe repeater, with higher power and a full list of available 'built-in' options, then you want our SCR1000 or 4000 "Dream Machine". These units will continue to be available for those who want 'The Ultimate in Repeaters'.

SCR77 Pricing (15Wt.): 2M or 220MHz, \$995.00 Amateur Net. 440MHz, \$1150.00. For no 'plug-in' ID board (Export), deduct \$40.00. Call or write today for a data sheet, or to place your order! Sold Factory Direct or through Export Sales Reps only.

Now located in our new, larger plant! Thanks for your 8+ years of support!



—68

SPECTRUM COMMUNICATIONS

1055 W. Germantown Pk, S 2 • Norristown, PA 19401 • (215) 631-1710 • Telex: 846-211

VIDEOSCAN 1000 - HIGH RESOLUTION SSTV**Rivals Commercial TV Quality**

New generation amateur-standard scan converter sends and receives sharp pictures with up to 16 times better resolution than earlier units. Three scan rates, optional call sign and much more. Easy to use. Amateur, phone line TV, surveillance, teleconferencing, etc. Free "How To Get Started In SSTV".
 Kit: VS-K \$595.00 Wired: VS-F \$795.00 Shipping: \$6.00

CODE STAR - ALL MODE CODE READER

More Features Per Dollar Than Anything Else!



Ideal for novices, SWLs and seasoned amateurs. Built-in code-practice oscillator and speaker. Copies Morse, RTTY and ASCII. Large LEDs. Easy to connect and operate. Automatic speed tracking. Excellent digital/analog filtering. 12VDC or 120VAC with AC adapter provided. Compact, 2lbs. Connect computer (like VIC-20)/printer with optional ASCII output port.
 Kit: CS-K \$159.95 Wired: CS-F \$219.95 Shipping: \$5.00
 ASCII Port: Kit: CS-1K \$59.95 Wired: CS-1F \$79.95

MORSE-A-KEYER -- CW Keyboard Kit: MAK-K \$159.95 Wired: MAK-F \$199.95 Shipping: \$5.00

Wisconsin residents add 5% Wisconsin State Sales Tax to all items.

Call or write for FREE brochures, Factory Direct - WE'RE AS NEAR AS YOUR PHONE!

Microcraft
Corporation Telephone: (414) 241-8144
 P. O. Box 513G, Thiensville, Wisconsin 53092
WORLD TIME WATCH

the first microprocessor watch made especially for hams


24 hr. timer
microprocessor
water resistant
solar assist
New Low Price
-\$59.95

The HAM-1 functions include local time, world time, (G.M.T. too) count-up and count down chronometer, day, month, date, alarm and hourly chime. It's ideal for log-keeping, DX time conversion and 10 minute I.D. timing. The HAM-1 features a high contrast Seiko display and solar cell battery assist. Battery life is better than 4 years. The HAM-1 is water resistant to 20 meters, the case is 100% solid stainless steel and the crystal is scratch resistant mineral glass. The HAM-1 is rugged and durable and has a 1 year warranty.

2 METER AMPLIFIER
\$39.95

• 2 Watts In, 10 Watts Out • V.S.W.R. Protected • Can be Used for F.M. & S.S. B. • Led Status Indicators • Low Loss SO-239 Connectors • Current Drain Less Than 2.5A at 13.6 V.D.C. • Massive Heatsink • Built In T/R Switch

TEMPO S-1 UPGRADE KITS
\$39.95

Upgrade your early Tempo S-1 to current Production Specifications, Kits include: • 450 M.A.H. Battery Pack • New Case Assembly • All New Escutcheons • Spkr./Mic. Jack w/Dust Cap • New Earphone & Jack • P.C.B. and Parts for Easy Installation • Detailed Instruction Manual • For Radios With & Without T.T. Pad.

Other Accessories Available:

Spkr/Mic. Designed for S-1's . . . \$24.95
 Heavy Duty Belt Clip 7.50
 Flex Antenna 6.00

To Order Call or Write to:

ADVANCED COMMUNICATIONS
INTERNATIONAL
 2411 Lincoln Avenue
 Belmont, CA. 94002 U.S.A.
 (415) 595-3949

✓448 Add \$3.00 per order for shipping & handling. California residents add 6% sales tax. Visa, Master Charge accepted.

NEW!**RTTY SCOPE****At Last! An RTTY Tuning Scope!**

And who else but HAL would bring you such a practical solution to the RTTY tuning problem. If all you have is flashing lights, you know how difficult it can be to match your transmit frequency with that of a received RTTY signal. The RS2100 RTTY Scope ends these problems with an accurate display of the received signal (both signal amplitude and phase). The RS2100 is a matching companion for the CT2100 Communications Terminal and may be used with most HAL and other manufacturers' RTTY equipment. An internal loop supply is included.

- X-Y tuning scope indication
- 1" diameter green phosphor CRT
- Front panel focus, intensity, and position controls
- Internal 200 VDC, 60 ma loop supply
- Two loop keying circuits (high voltage or optical isolator)
- 3-1/2" x 8-1/4" x 10-3/16", 9 lbs net, 12 lbs shipping 120/240 VAC, 50/60 Hz power
- Scope indicator works with CT2100, DS2050, DS2000, CWR685, CWR6850, CWR670, CWR6700, ST5000, ST-6K, ST-5K, and more
- Loop supply works with CT2100, DS2050, DS2000, CWR685, and CWR6850

Write or call for more details. See the RS2100 at your favorite HAL dealer.

**HAL COMMUNICATIONS CORP.**
BOX 365
URBANA, ILLINOIS 61801 ✓345
217-367-7373

DISPLAY YOUR STUFF

With the AEA MBA-RO Reader

Automatic display of transmitted and received Morse and RTTY coded signals has come of age. It is proving to be most worthwhile for improving one's own transmitted "fist" and for allowing SWL's or visitors the opportunity to experience the thrill of Amateur Radio coded transmission.



While no machine can yet match the ability of a skilled CW operator in copying poor fists or signals buried in the noise, the MBA-RO by AEA excels even when compared against units costing much more. The large 32 character display allows much easier reading than shorter displays, especially at higher speeds such as 60 WPM or 100 WPM RTTY. The MBA-RO also features dual filters for RTTY decoding of either 170 Hz or 425 Hz (easily changed to 350 Hz) shift transmissions.

For more details, write for our latest catalog or visit your favorite dealer.

Prices and Specifications subject to change without notice or obligation.
Software ©copyright by AEA.

ADVANCED ELECTRONIC APPLICATIONS, INC.

P.O. Box C-2160,
Lynnwood, WA 98036
(206) 775-7373
Telex: 152571 AEA INTL

AEA Brings you the Breakthrough!




CENTRAL NEW YORK'S MOST COMPLETE HAM DEALER



ROBOT 800




ICOM IC-720



KENWOOD TS830S



DRAKE TR7-OR7



YAESU FT707

Featuring Kenwood, Yaesu, Icom, Drake, Ten-Tec, Swan, Dentron, Alpha, Robot, MFJ, Tempo, Astron, KLM, Hy Grain, Mosley, Larsen, Cushcraft, Hustler, Mini Products, Bird, Mirage, Vibroplex, Bencher, Info-Tech, Universal Towers, Callbook, ARRL, Astatic, Shure, Collins, AEA. *We service everything we sell!*

Write or call for quote. **You Won't Be Disappointed.**
We are just a few minutes off the NYS Thruway (I-90) Exit 32

OUT OF STATE
ORDER TOLL FREE
800-448-9338

ONEIDA COUNTY AIRPORT TERMINAL BUILDING
ORISKANY, NEW YORK 13424
N Y Res Call (315) 736-0184

Warren - K2IXM
Bob - WA2MSH
Al - WA2MSI

HAVE RTTY—WILL TRAVEL



Yes, now you can take it with you! The new **HAL CWR-6850 Telereader** is the smallest RTTY and CW terminal available, complete with CRT display screen. Stay active with your RTTY and CW friends even while traveling. Some of the outstanding features of the CWR-6850 are:

- Send and receive ASCII, Baudot, and Morse code
- RTTY and Morse demodulators are built-in
- RTTY speeds of 45, 50, 57, 74, 110, and 300 baud
- High or Low RTTY tones
- Send and receive CW at 3 to 40 wpm
- Built-in 5 inch green CRT display
- Four page video screen display
- Six programmable **HERE IS** messages
- Pretype up to 15 lines of text
- External keyboard included
- Runs on +12 VDC @ 1.7 Amperes
- Small size (12.75" x 5" x 11.5")

Write or call for more details. See the CWR-6850 at your favorite HAL dealer.



HAL COMMUNICATIONS CORP.

BOX 365
URBANA, ILLINOIS 61801 217-367-7373

Hertz & Flowers FOR VALENTINE'S DAY

YAESU FT-ONE	
+ accessories	\$2300.00
FT102	999.00
FT208RA	289.00
FRG-7700	449.00
ICOM R70	649.00
IC730	669.00
IC740	969.00
IC45A	349.00
IC290H	489.00
KENWOOD TS430S	Call
TS930S/AT	Call
Complete Accessories in Stock	
KANTRONICS Interface	169.00
Software in Stock	
DRAKE TR5	699.00
R7A	1400.00
TR7A	1450.00
MILLER AT 2500 Autotuner	699.00
TOKYO HiPower HL160V	299.00
HAL CT2100	699.00
KB2100	159.00
MICROLOG ACT-1 + batteries	
+ RS232	995.00
KDK 2030	269.00
AEA MBARO	269.00
CK2	119.00
MM2	139.00
Woodpecker blanker	135.00
KT2	99.00
SANTEC HT1200 + battery	
+ cord	250.00
ST144µP	289.00
ST440µP	309.00
AMPHENOL PL259 Silverplate	1.00
ROCKWELL 451S1 Receiver	5400.00
CUSHCRAFT R3	248.00
424B	68.00
BELDEN 9258 Foam - RG8X	19¢/ft.
8214 - RG8 Foam	39¢/ft.
9405 8 wire-heavy rotor cable	45¢/ft.
RG214 Nonmil copper	70¢/ft.
TCG 2.5A/1000 piv Epoxy diode	19¢
BIRD	Stock
DIELECTRIC	Call - 10% list
BUTTERNUT HF6V	125.00
SHERWOOD, CURTIS	10% off list

We stock what we advertise,
AND MUCH MORE!

Any new equipment ordered from us can be tested and approved by our factory trained technicians prior to shipment if you request it. This requires opening the box, but the technicians approval card will be enclosed.

MASTERCARD VISA


All prices fob Houston except where indicated. Prices subject to change without notice. All items guaranteed. Some items subject prior sale. Texas residents add tax. Please add sufficient postage. balance collect.

MADISON

Electronics Supply
1508 McKinney
Houston, Texas 77010
713-658-0268

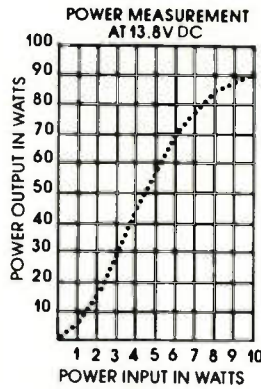


2 METER 90 WATT OUTPUT AMPLIFIER WITH 18 DB GAIN PREAMP



Model 90PL
FOR ONLY
FACTORY DIRECT

\$139.95*
PLUS SHIPPING



- FREQUENCY range 144 - 148 MHz
- OPERATION FM or SSB (completely linear) Class AB1
- RF DRIVE 1 to 30 watts
- KEYING RF activated with high quality relays
- SSB operation built in delay
- POWER REQUIREMENTS typical 10 watts drive, 13 amps at 13.8 VDC
- IDLE current 20 mills
- MOBILE or FIXED operation
- PREAMP 18DB gain minimum
- NOISE FIGURE less than 1.5 DB
- PREAMP KEYING independent — separately RF activated relays
- CONSTRUCTION wrap around aluminum heat sink 2 pieces 360 degrees cooling
- SIZE 7"(w) x 6"(d) x 3"(h) — WEIGHT 3 lbs. 9 ozs.
- IMMEDIATE SHIPMENT

SPECIAL OFFER

Matching Power Supply

\$99.95*
PLUS SHIPPING

15 AMP SUPPLY wt. 13 lbs. size 8"(w) x 5"(h) x 6"(d)
IMMEDIATE SHIPMENT
ALL PARTS AND LABOR WARRANTED ONE FULL YEAR

VJ90PL Amplifier \$139.95 plus \$3.00 shipping
VJ15 POWER Supply \$99.95 plus \$7.00 shipping
*Prices USA only

VISA, MASTER CHARGE, M.O. or C.O.D. • PHONE (713) 477-0134

V-J PRODUCTS, INC. 505 East Shaw, Pasadena, Texas 77506
SERVING THE ELECTRONICS INDUSTRY SINCE 1965

FILTER CASCADING

The most cost-effective way to improve the selectivity of any receiver — old or new — is to improve its IF filtering. A Fox-Tango Cascading Kit puts a high-quality steep-sided 8-pole filter in series with your present filter(s), both SSB and CW. The result is narrower Bandwidth and better Shape Factor, both of which dramatically reduce adjacent channel QRM — a necessity in today's crowded bands.

CONSIDER THESE KIT FEATURES

- Easy installation - 30 minute average.
- No drilling, switching, alignment.
- 16 poles of filtering yield:
Filter Shape Factor as high as 1.19.
Ultimate Rejection better than 100dB.
Works wonders on SSB; improves CW.
- Compensates for Filter insertion loss.
- Complete instructions, clear diagrams.
- No RX audio impairment, TX unaffected.
- Includes Filter and all needed parts.
- Fits all models of Series - any letter.
- All Filters 8-pole - Guaranteed One Year.

SPECIFY KIT WANTED WHEN ORDERING

YAESU FT101 \$75; FT101ZD \$70; FT107 \$75; FT901/2 \$65; FR101 \$55 (filter only). KENWOOD TS520/R599 \$70; TS820 \$70; TS830/RB20 \$150 (Two Filters). HEATH SB104A \$60.

Shipping \$3 (Air \$5). FL Sales Tax 5%

In addition to the above, FOX-TANGO stocks a wide line of \$55 SSB, CW, and AM 8-pole filters for Yaesu, Kenwood, Drake R4C and 7-line, and Heathkit. Also, special filters made to order. Send specs for quote.




GO FOX-TANGO - TO BE SURE!

Order by Mail or Telephone.
AUTHORIZED EUROPEAN AGENTS
Scandinavia: MICROTEC (Norway)
Other: INGOIMPEX (West Germany)

FOX TANGO CORPORATION
Box 15944S, W. Palm Beach, FL 33406
Phone. (305) 683-9587

"BEEPER III"



"THE PROFESSIONAL TOUCH COMES TO AMATEUR RADIO!"

"BP-3 automatically provides a gentle high frequency beep at the beginning of each transmission and a low beep at the end. Virtually eliminates "talk-over"! Operates for up to one year on a single 9-V battery (not supplied). Can be directly interfaced to any transceiver which is keyed by grounding the PTT line (the PTT line voltage must be positive, not greater than 24 VDC, nor the current greater than 100 ma.) Works with virtually all modern gear. You've heard it, now you can have it!"

"ADD THE BEEP!"

- BP-3A Complete with case, cable, Standard 4-pin connectors **39.95 pp**
- BP-3B As above except without connectors. Add your own **36.95 pp**
- BP-3C Circuit-board version for custom installation **29.95 pp**
All units assembled/tested. OH residents add 6% Sales Tax"



3148 Dorf Drive • Dayton, Ohio 45418

Power-Line Protection: The Weak Link

Solid-state equipment may be extremely reliable, but just microseconds of overvoltage can change that.

Most amateurs take precautions to prevent damage to their homes and equipment from lightning strikes or near strikes on their antennas or towers. Few of them, however, are as well protected from the other common source of problems—power-line surges. These surges frequently result from strikes on power lines and can cause transients of thousands of volts in ordinary 110/220 household systems in the vicinity of the strike.

Pulling the plug on ham equipment during electrical storms has been one way of solving the problem. However, many hams participate in weather nets during se-

vere storms, so pulling the plug on the rig is not the answer. Also, pulling the plug on everything in the house is a difficult way to live. It's much better to put one of the new transient voltage suppressors on your line, relax, and know you are safe from anything except a direct hit.

Most amateurs who grew up in the vacuum-tube era have paid little attention to transients as most electrical and electro-mechanical devices with tubes can withstand large instantaneous overloads with little apparent damage.

The advent of the solid-state age has brought with it a new set of problems.

Solid-state equipment is extremely vulnerable to transients. Voltage surges above rated values, even though only microseconds in duration, will destroy this circuitry. Many baffling failures of solid-state equipment, when thoroughly investigated, have been found to be due to transients which no one knew existed.

Fortunately, the technology that brought us these solid-state wonders has also brought us protective devices to compensate for their weakness. The devices, called transient or surge protectors, are basically metal-oxide varistors. Recent improvements in composition and fabrication have allowed the development of a whole family of devices for overvoltage protection.

Surge protectors designed for home electrical systems are now available at most electrical supply houses. The units are intended for use in service-entrance boxes and fit into standard knockout holes. They will provide protection for household circuits against surges capable of damaging common electrical equipment.

The protection unit is connected across the line as shown in Fig. 1. Connection is simple; anyone with a basic understanding of electricity can connect it. Open the main breakers when installing the unit.

The protector remains in a non-conducting state under normal conditions. Voltages exceeding 175 V cause the unit to conduct, diverting the transients to ground. The action is somewhat similar to that of the common zener diode. The unit returns to a non-conducting state when the voltage returns to a level below its critical breakdown value.

Not only ham equipment, but also most of the new things we buy for our homes, from clocks to ranges, now include solid-state devices. So a suppressor on your incoming line could save more than just your ham gear.

Manufacturers recommend placing a protection unit as far ahead of your household wiring as possible for maximum protection. However, your local power company may have ideas on placement. Mine would not allow placing the protector ahead of the main breakers. You can argue with them, but camp lanterns are tiring and they won't run our refrigerator or my ham rig. So, do what they say. Connected this way, a severe surge could wipe out the main breakers but the individual circuits are still protected. It's a small investment in peace of mind. ■

Reference
General Electric, *Transient Voltage Suppression Manual*, 2nd Edition.

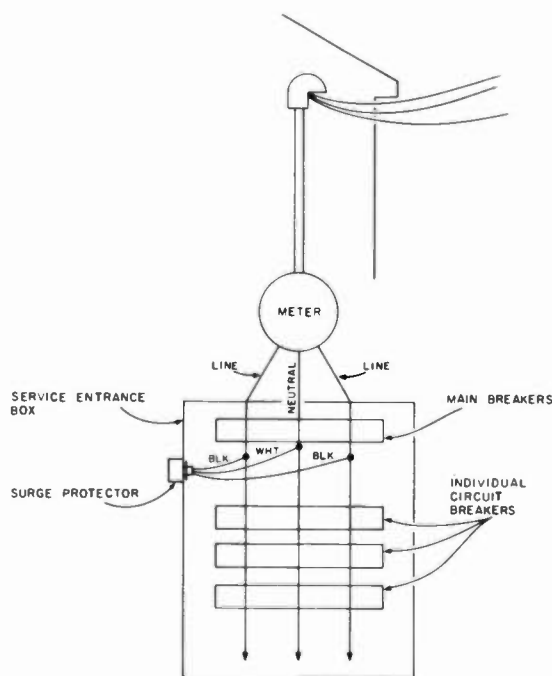


Fig. 1.

Higher Voltage, Less Weight

*A voltage quadrupler that weighs ounces?
 You bet—and cheap surplus capacitors make it possible.*

Voltage doubler, tripler, and quadrupler circuits were in the books way back in the days of vacuum-tube rectifiers. But with the vacuum tube, we had problems of separate insulated filament supplies and/or limited insulation between an indirectly-heated cathode and its filament. Solid-state diodes took care of this problem very neatly, but the day of the high-capacity capacitor for a reasonable price had not yet arrived. So, the admonition

always was, "This is a good circuit for a very limited load. The voltage vs. load characteristic is terrible!"

Well, all of the above shortcomings have been pretty well overcome. Six-hundred-uF, 360-working-volt photoflash capacitors have appeared on the market recently at various bargain prices. I was able to buy 10 for \$7.50.

Now we have all of the necessary ammunition. Let's see what we can do

with it. First of all, in the interests of safety, we need a circuit where the ground side of the ac line is also the negative terminal to our power supply, if there is to be no transformer. This rules out the full-wave doubler and any quadrupler that might be derived from it. The full-wave doubler has been a favorite for converting a 700-volt TV transformer to 1500 volts dc. With a transformer, you can earth ground at any point you want, but with just the ac line, one side already is grounded. A floating ground in electronic gear is a very dubious thing. It's possible to tie all negative returns together, insulated from a grounded chassis, and then go to the chassis through a by-pass capacitor. There have been some commercial electronic devices that have done this, generally with a plastic cabinet surrounding the unit. *Let's not do this!*

Fig. 1 (a) shows the standard-voltage multiplier circuit. At the risk of duplicating most handbooks, the first negative half cycle on the hot side charges C1 to peak voltage (in the case of 120-volt line, $E = 120 \times \sqrt{2} = 170$ volts). On positive half cycle, the line is +170 in series with C1, which makes 2E, thus charging C2 to 2E. The next half-cycle

ground side is +E with respect to the hot side. This is in series with C2 and the third diode, thus charging C3 to 3E. The next half-cycle hot side is +E with respect to ground and in series with C3 to make 4E, and C4 is charged to 4E, etc. This can go on indefinitely as long as no current is drawn from the supply, but if the capacitors are large enough, you can get close to the no-load value with considerable load.

Now, it will be noted that we need capacitors with increasing voltage values. For a quadrupler, for instance, we need a capacitor capable of withstanding about $170 \times 4 = 680$ volts. This will take two of the aforementioned 360-volt caps in series. So, let's use C2 a second time instead. Just return from C4 to the plus side of C2 instead of to ground. Also, return C3 to the plus side of C1 instead of to the hot side of the line. With these modifications we get Fig. 1 (b), and no capacitor has more than 2E across it. $2E = 340$ volts, and the working voltage of the caps is 360, so we are safe. Our voltage regulation may not be quite so good with this modification, but it is still better than many people would have guessed.

Fig. 2 shows the charac-

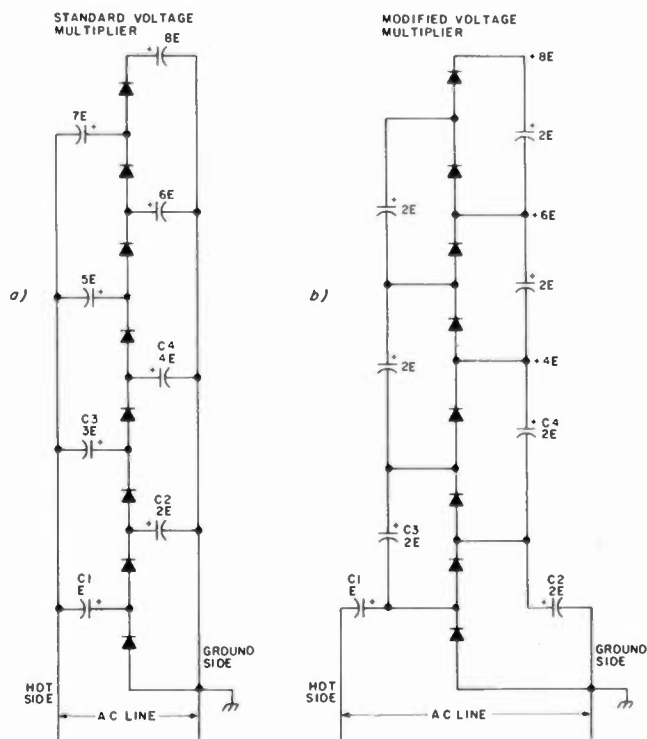


Fig. 1.

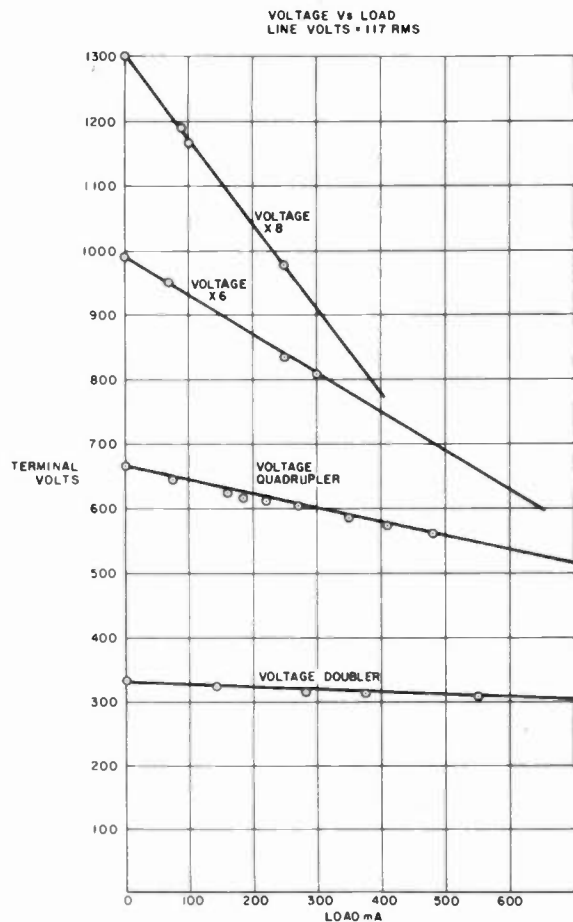


Fig. 2.

teristics of voltage vs. load for a doubler, a quadrupler, times six, and times eight. The quadrupler seems most interesting. This voltage would be enough for a sizable linear and, with speech peaks to half an Amp, might not go much below 600 volts. The times eight supply would deliver about a quarter of an Amp at 1000 volts. This might fit someone's needs. This is a power supply weighed in ounces!

Now let's look at a few practical aspects. How do you get this thing fired up? I used 1000-piv, 2.5-Amp diodes because I had them. Then I brought the voltage up slowly with a variac to run the tests. Once you are up to line voltage you are in business, but don't throw it on the line point blank or the surge current of the capacitors will wipe out your diodes.

On a second power supply, a quadrupler, I put 250

Ohms in series to charge up the capacitors and then shorted it out with a switch before putting any signal into the linear amplifier I used for a load. But you *must* remember to open that switch before you turn on the power the next time! A 30-second thermal time delay could be installed to take care of this.

A second must is that you must carefully polarize your power plug. If you have three-pronged plugs in your wall, determine which pin is hot and which is cold. An NE51 can be made into a tester very easily. Solder a short piece of hookup wire to the center contact. Hold the brass base in your fingers and insert the wire into one pin of the wall plug. If the neon lights, that is the hot side. (Of course, a light bulb wired between one pin and the earth ground will tell you the same thing.)

The same procedure goes for two-pin plugs, but

AT LAST!

This service will be available nationally. Lab tested & time proven modifications professionally installed in your amateur Handy-Talkie 2M, 220, 440, MH2 transceiver.

HAVE ALL PL TONES AVAILABLE AT YOUR FINGER TIPS

Outboard the dip switch! Have it neatly inlaid into the back cover of your Handy-Talkie making all 32 PL Tones Selectable at a moment's notice.

\$25 Got your own PL? Send it to us with your Handy-Talkie unit and we do the professional installation for you.

\$55 We will install a new PL and inlay the dip switch into the back cover of your Handy-Talkie ready to operate.

Send us your Handy-Talkie unit and a check or money order plus \$3.50 for shipping and handling payable to **A&W PRODUCTIONS, INC.**

For **TEMPO** units the dip switch is inlaid into the Push-to-Talk bar. The **TEMPO S-15** will have the dip switch inlaid into the back cover.

\$45 We will install a **NEW BATTERY BEATER** in your **TEMPO S-1, S-2, S-4, S-5** **READY** to operate. Your New Battery Beater will use the same jack as the charger with no new holes and regulation circuits built into unit. Comes with Cigar Lighter Adapter with internal fuse.

CONTACT A&W PRODUCTIONS FOR SPECIAL MODIFICATIONS YOU MAY WANT TO HAVE DONE. WE SPECIALIZE IN THE TEMPO HANDY-TALKIES.

ALL WORK GUARANTEED FOR 30 DAYS. SEND YOUR HANDY-TALKIE AND A CHECK OR MONEY ORDER TO:

A&W PRODUCTIONS
3305 Pico Blvd., Santa Monica
California 90405 (213) 828-9310

you *must* mark them and always plug in in the proper way. If you are going to plug the supply in in several places, you need to check each plug. Journeymen electricians have been known to get the hot and cold wires reversed even in modern three-pin plugs.

The advantages of the transformerless power supply are obvious. In addition

to the savings in bulk and weight, you can mount the whole thing on a piece of perfboard and put it inside the unit you wish to use it with—600 volts for something like \$5.

If you live in ZL-land or some country that has two-wire service with 240 volts to ground, a voltage quadrupler has possibilities for something pretty big. ■

		Original Data			
		Doubler			Quadrupler
mA	Volts	mA	Volts	mA	Volts
0	330	0	663		
140	323	75	643		
280	316	160	623		
375	313	185	616		
550	308	220	611		
		270	602		
		350	585		
		410	573		
		480	561		
		x6			x8
mA	Volts	mA	Volts	mA	Volts
0	987	0	1300		
70	950	104	1170		
250	834	90	1190		
300	807	250	976		

Table 1.

Make Room for More Agc

Automatic gain control is useful in many applications. With this simple circuit, you'll never have to be without it.

What with avc, alc, agc, etc., we have some form of automatic control over the gain or output of a lot of circuits. Still, there is a place where there's room for some more automatic gain control. That's in a speaker amplifier. There are many times when we use a small speaker amplifier to up the level of an output designed for headphones, where the amplifier is used

to monitor two or more circuits, or where the amplifier is used with some special equipment that has large output variations. In these cases, manual gain can have a drawback or two—forgetting we've cranked the volume down or up, missing something, or shocking our eardrums.

Here's a circuit for a small speaker amplifier with automatic gain control that is

both simple and flexible. It's simple because it uses one IC, one FET, a couple of diodes, and a few standard resistors and capacitors, with no complicated setup adjustments. It's flexible because it allows for a wide range of release times set only by a resistor and/or capacitor.

There are two primary methods to automatically control the output level of an amplifier stage. One is to vary the gain of the amplifier (remember the 6L7 tube); the other is to operate the amplifier at normal gain and introduce a variable loss pad at its input or output. The latter is the simplest when many of the parts may be coming from the junk box. In the unit shown, the loss pad is at the input to the amplifier where the signal level is small. This reduces the distortion introduced by the variable impedance leg of the pad—in this case, an FET. Distortion is further reduced by applying a proportional signal through the FET to the inverting input of the amplifier.

Layout is not too important. It should be remembered that the LM-380 is a high-gain IC and the input wires should be as short as possible and not be run in

close proximity to the output circuitry. Most P-channel JFETs will work in this design—some better than others. My first grab in the junk box got a T-1812, so it was used for the performance measurements. Similar performance was obtained with several other types that were tried. JFETs with pinch-offs that are considerably removed from those of the T-1812 might require another value for the zener diode.

Note that diode D1 is germanium and D2 is silicon. Germanium is used at D1 because it requires less voltage to conduct, increasing the first step voltage of the voltage doubler signal rectifier. This same characteristic would be desirable for D2, the voltage doubler's second stage, but even more we need a diode with high reverse resistance. In order to get a release time of about 4 seconds, we need a large RC combination. To keep the attack time short, C should be less than 3 μF , which means an R value of about 2 megohms. The reverse resistance of D2 should be some 5 to 10 times this value. Almost any silicon signal diode such as the 1N914 or 1N4148 will meet this criterion.

Figs. 3, 4, and 5 show the




Fig. 1. This photo shows the simplicity of the speaker amplifier to be used in a modular receiver.

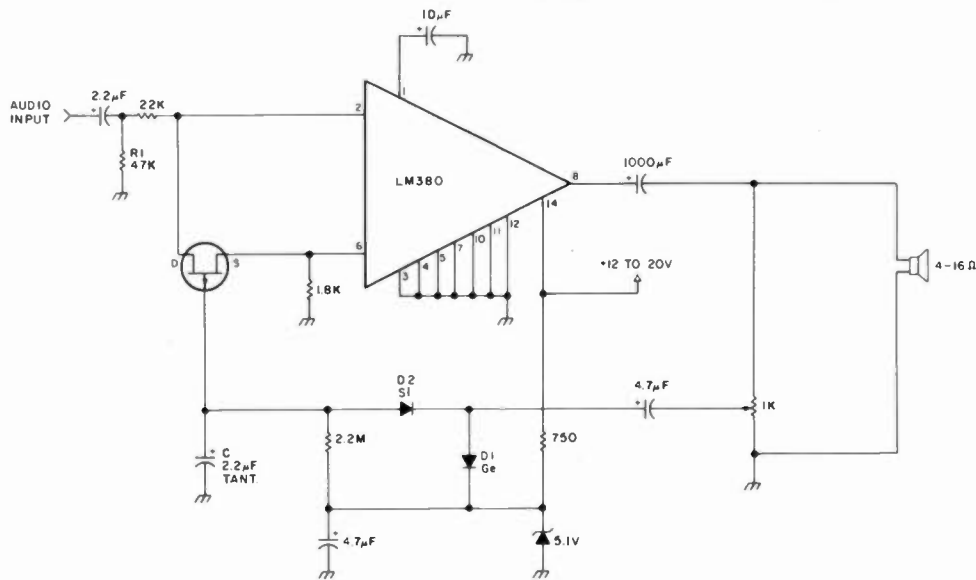


Fig. 2. Schematic.

frequency response, compression characteristics, and distortion at various levels of compression. These were all measured at 125 mW

output, which seemed to drive a 6-inch-high efficiency speaker at the volume I wanted in my shack.

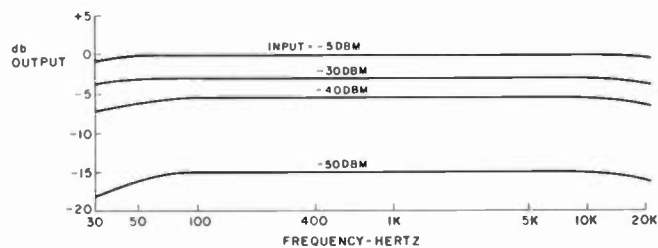
The potentiometer sets

the output level at which compression starts. When its arm is at the ground end, you have a standard amplifier. Although no input control is shown, one could be inserted by replacing R1 with a 50k pot to permit monitoring a variety of levels greater than the com-

pression range of the amplifier. If the output is too much with the FET you're using, a resistor in series with the speaker is the simplest way to bring it into line. It will affect the fidelity a little, but not enough to bother in communications service. The resistor value can best be determined experimentally and probably will be between 4.7 and 100 Ohms. A variable speaker pad also would work well.

There are many reasons why it pays to build this compression circuit into almost any audio amplifier that uses an LM-380. For one, it takes nothing away from its normal operation—when the arm of the pot is at the ground end, you have a standard amplifier. The small amount of time, money, and space that it takes to add this circuit gives big rewards in keeping the output at a consistent, comfortable level.

Try it. You'll like it. ■



OUTPUT IN db BELOW 200mW

Fig. 3. Frequency response vs. input.

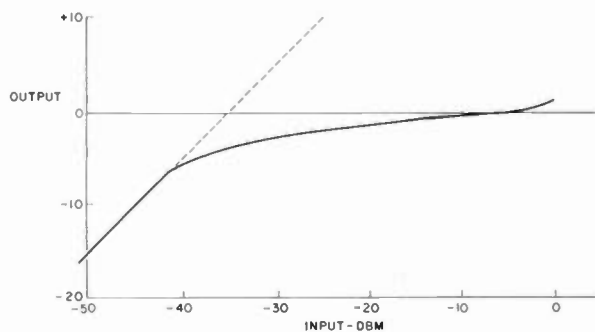


Fig. 4. Compression characteristics.

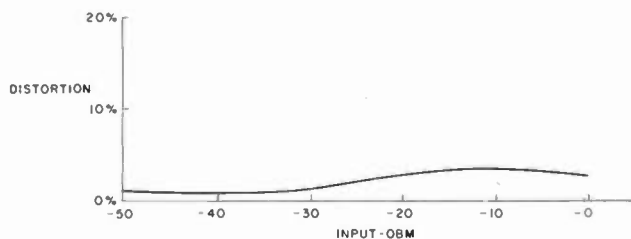


Fig. 5. Distortion.

AZDEN

PCS-2800 10-METER MICROCOMPUTER FM TRANSCEIVER



- Just 6-3/4" x 2-3/8" x 9-3/4"
- Microcomputer controlled
- Detachable head
- 6 channels of memory with scan
- Full band scan
- 10 watts output - also 1 watt low power
- Dynamic microphone, internal speaker, mobile mounting bracket, and hardware included

SPECIAL

\$229⁰⁰

- 28 - 29.995 MHz, 10 kHz steps with -100 kHz offset

AMATEUR-WHOLESALE ELECTRONICS

8817 S.W. 129th Terrace, Miami, FL 33176 ✓5
Phone 305-233-3631

Toll Free 800-327-3102



CREDIT CARD HOLDERS MAY USE OUR
TOLL FREE ORDERING NUMBER

You Can Troubleshoot Mobile Noise

K5CA tells what to do when a signal is 5-7 and the noise is 5-9.

Over the years ham radio interests, along with methods and equipment, have continued to evolve. Early in ham radio history the desire to convert heavy fixed-station receiving and transmitting gear to use in vehicles appeared, resulting in the first "mobile" operations. This modification process was difficult enough considering weight, size, and power requirements, but along with these came a whole new realm of problems.

Fixed-station operation has always had problems with the noise and interfering signal environments. Great as these problems have been, at least they are generally consistent and geographically contained. Mobile operation, however, not only is affected by all these noise problems, but also adds the new dimensions of vehicle-generated noise and noise from changing locations. Although today we have developed much more reliable, more

sophisticated, and easier-to-integrate equipment for mobile use, the old noise problem continues.

Unfortunately, rf noise comes from many sources and when in motion, practically all of these come into play at one time or another. To be honest, there's little that can be done about many of the noises encountered—high-noise power lines, ignition radiation from other vehicles, spurious signals from other transmitters, etc. In some of these cases, a good-quality noise blanker provides help. In others, patience and operating skill

are the only solution. By the way, although the mobile high-frequency systems (SSB, CW, etc.) have classically been the ones to be the most bothered by noise, the "noise-free" VHF/FM systems so popular today also have their share of noise problems. This article attempts to provide a summary of noise conditions that any of our radio equipment is subjected to in mobile use and to provide a related approach to minimize the noise effects.

There is a class of noise which is very disturbing in mobile operation and for which there is some reason-

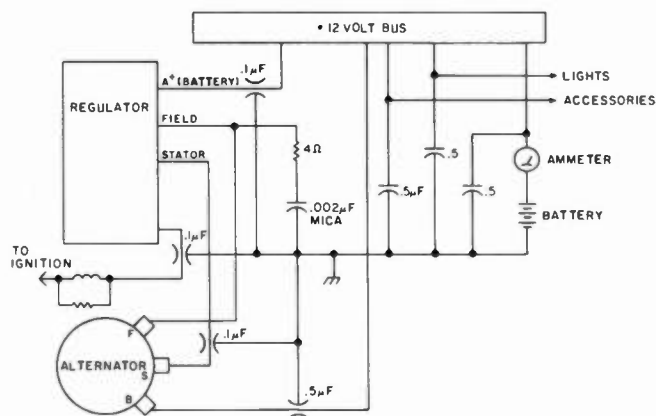


Fig. 1. Electrical power system.

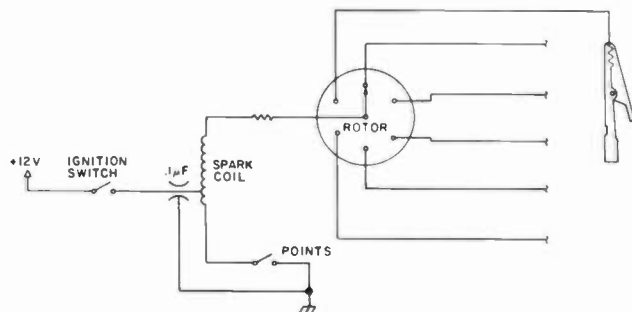


Fig. 2. Ignition system.

able solution. This class of noise is that generated within the vehicle where the station is installed. Right off the top, even using the best equipment and techniques, some noise may persist. However, to wage a solid battle against the aggravation of vehicle noise, the approach outlined here may be of real value. This approach is not new; many publications have presented such information in the past, and several were consulted in putting this article together.

The secret to lowering of vehicular noise levels is:

- Identify the noise and the noise source.
- Eliminate the noise at the source if at all possible.
- Minimize noise-conducting and/or radiating paths.

When working on noise problems, you may find several distinct noises present. Work on these starting with the loudest/strongest first, then proceed downward through the list by next strongest one at a time. The following approach may help to identify the source of each noise.

Perform a vehicle-in-motion test. Run the vehicle in an area large enough to maneuver, but away from fixed noise sources (buildings, power lines, etc.).

Run the auto at moderate speeds; while moving, place the transmission in neutral and turn the ignition switch to accessory. If the noise goes away as you coast, it's most likely coming from the ignition system. (Be careful with this test, especially if you have power steering.) If the noise is a varying-pitch whine and stops with the ignition off, it's probably coming from the alternator. If the noise has a clicking or popping sound without any particular frequency and it disappears with the engine at idle or off, it's probably produced by the voltage regulator. A hash that has some variation with engine

speed but doesn't come from the charging regulator indicates you have a Ford (Ford uses an electromechanical instrument regulator which is a notorious noise source).

In normal driving situations, the following noises and related sources may be noticed. While in motion, a sharp popping noise which doesn't seem to vary with engine speed probably comes from "tire static." (This may come and go as the road surface changes.) A

rushing noise with an associated popping indicates a general auto high-static condition. This generally occurs when close by a thunderstorm. A jiggly, scraping noise indicates the production of body static caused by metal elements of the vehicle not electrically connected and rubbing together.

In order to put some systematic approach into play to help identify and combat these noises, Table 1 was prepared. In addition, to

outline the typical auto electrical system, Figs. 1 and 2 were developed. These schematics indicate the particular components and hookups which may require attention.

Good luck in identifying and eliminating or reducing your particular vehicle noise problem. Keep in mind that although noise is an aggravation for us in mobile operation and the fixes may take some time and effort, the result is well worth it. Happy motoring! ■

Noise Sound	Possible Source	Steps
Popping changing to hash as engine speed increases	Ignition	Use new resistor spark plugs. Check all ignition cable for loose or poorly crimped connections (solder where possible). Install resistors in distributor/coil lines and spark-plug lines. Use resistance ignition wires if available. As a last resort, install shielded ignition system (kits available, listed in QST).
Whine which changes pitch with engine speed	Alternator	Use a 0.1-uF coaxial capacitor in series with the alternator armature (A) lead. For "hard" cases, place a parallel tuned trap (with heavy wire) in series with the A lead. Tune to the operating frequency.
Irregular clicking	Regulator	0.1-uF coaxial capacitor in series with battery (B) and armature (A) leads. A series .002-uF mica capacitor and a 4-Ohm carbon resistor from the field (F) terminal to ground.
Irregular clicking	Vehicle wiring	0.1 coaxial capacitor in series with battery lead to ammeter; .5-uF coax capacitor in lead to gas gauge; .5-uF coax capacitor in lead to oil signal switch; .5-uF capacitor across headlight and taillight leads and other accessory lines.
Popping noise which changes with road material	Wheel static	Install front wheel hub static discharge springs (from auto parts houses).
Same	Tire static	Inject anti-static powder in tires.
Popping, scratching noise following jolts as the auto moves	Body static	Tighten all screws and bolts. Bond major auto elements to each other with heavy braid and lugs (engine, firewall, frame, fenders, hood, exhaust pipe, etc.).
Hashy Fords	Instrument regulator	Replace with 5-volt electronic module regulator.

Table 1. Mobile noise reduction.

Electronics vs. Creepy Crawlers

*Build this ultrasonic oscillator and drive pests crazy.
Your pet hamster, too.*

One thing you will find out when you become interested in electronics or have ham radio as a hobby is that eventually your curiosity will expand to investigating all sorts of electronic devices. This includes accessories for the ham shack, microwave downconverters, radar speed detectors, cable TV gadgets, and other interesting items. This article describes a gadget which has recently appeared on the electronics scene and really caught my attention as something I

needed very badly in my ham shack.

Now, I don't know about your ham shack, but mine is firmly delegated to a room in the basement of my house. The only problem is that since it is at ground level, all sorts of unwanted creepy crawlers invade my shack and take up residence in my ham gear. For many years, pet supply and garden stores have sold all sorts of products to rid a home of those pesky bugs and such. Well, now the

electronics industry has taken on the challenge and thinks this is the answer on how to run those bugs out of my ham shack.


Circuit Description and Construction Notes

Low-intensity ultrasonic sound waves have been used to repel insects and small rodents. Square waves and pulsed waves have been tested and square waves are reported to be most effective in the 30-45-kHz frequency band. The ultrasonic sound waves are intended to


damage the insects' nervous systems. The goal is to drive those creepy crawlers right out of the house. The ultrasonic sound waves are shifted in frequency 60 times per second to cover all of the communication frequencies of the most common pests (how about that—legal jamming!).

The ultrasonic sound emitted by the unit is above the hearing range of people, dogs, cats, and birds. It is reported as not affecting plants, TVs, and radios, but will bother gerbils, ham-

Photos by Betty Hutton



Front view of unit.



Component layout for the ultrasonic bug-chaser.

sters, and other pet rodents.

Several commercial models of bug-chasers have recently appeared on the market (see box). The schematic diagram shown is typical of such units and is designed to generate a swept square wave from 30 to 45 kHz. The LM555 IC is wired as an ultrasonic oscillator driving a piezoelectric speaker of the hi-fi super-tweeter type. The output of the oscillator is swept by a 60-Hz signal from the ac input of the bridge rectifier. The LED acts as a pilot light to let you know the power is on, as the only noise you will hear when this unit is running is a slight buzzing noise coming from the speaker.

An oscilloscope is necessary to observe the square-wave signal on pin 3 of the LM555 oscillator. My unit is built in a cabinet 3-1/2" x 7-1/8" x 5-11/16" (Radio Shack #270-269). The speaker is a 3.5-inch Piezo

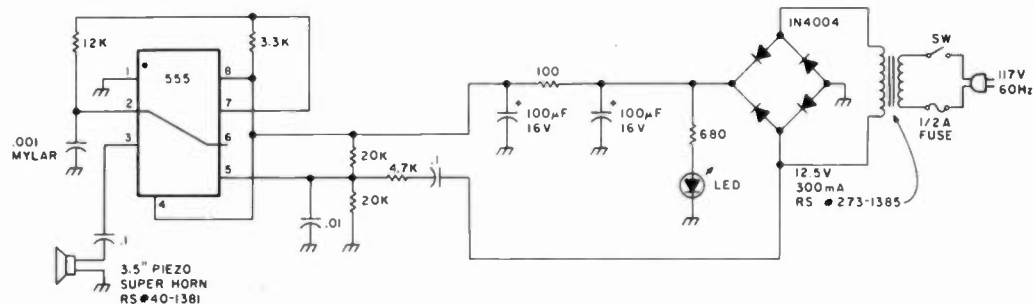


Fig. 1. Ultrasonic bug-chaser schematic.

Super Horn (Radio Shack #40-1381). The oscillator and power supply were built on two small perfboards and bolted on metal standoffs to the chassis floor. No effort was made to design a PC board or to miniaturize the design. The front, bottom, and rear of the cabinet were covered with simulated wood-grain shelf paper to improve the appearance of the unit.

Operation

I set my unit in one corner of my ham shack facing out

into the room so that the ultrasonic sound waves would fill the room by bouncing off the walls, floor, and ceiling. Things like curtains, rugs, and upholstered furniture will absorb the sound waves. You should expect it to take several weeks before the full effect of the irritating ultrasonic sound waves will get to the bugs. I have had several visitors in the shack and they soon note the slight buzzing noise coming from that strange-looking box on the shelf. When told what it is, they

unanimously say they want to build one for their own ham shack. Try it; the only thing you will have to lose is those pesky creepy crawlers. ■

COMMERCIAL BUG-CHASERS

"Pest Free," Joe Weiss Co., Rancho Palos Verdes CA 90274.

"Scram," American Acoustics Labs, 629 West Cermak Road, Chicago IL 60616.



MOBILE POWER
For Your H.T.
only \$21.95^{ppd}

The new MOBILE ENERGIZER will provide operating power for your H.T. from any 12 volt source and charge it's nicads at the same time! Featuring a time-proven regulator circuit enclosed in a tough, rugged housing that plugs into the cigarette lighter jack of your car, it will work with any synthesized H.T. except Icom, Azden, and Tempo S-15. Specify H.T. model when ordering.

CONTEMPORARY ELECTRONIC PRODUCTS

P.O. BOX 570549
MIAMI, FL 33157
(305) 255-7660

184


2 GHz Microwave Receiving Systems

The new Micro-System features a machined 18" parabolic reflector for maximum efficiency, a linear feed-point downconverter with ceramic high performance RF preamplifier transistor, a variable 12 to 18 volt regulated power supply and 50' of 75Ω coaxial downlead, including a 3' jumper and matching transformer. The Micro-System includes a full 6 month warranty.

Micro-System (MS-021)	\$159 ⁹⁹
Micro-System (MS-578)	\$169 ⁹⁹
Micro-System (MS-645)	\$179 ⁹⁹
Shipping & Handling: USA	\$4 ⁰⁰ AK, HI & PR \$10 ⁰⁰

Data Service Company 612-636-9469

346 3110 Evelyn Street
Roseville, MN • 55113

Orbit





ORBIT is the Official Journal for the Radio Amateur Satellite Corporation (AMSAT), P.O. Box 27, Washington, DC 20047. Please write for application.

For a **FREE SAMPLE COPY** please send \$1 to cover First Class Postage and handling to: Orbit, 221 Long Swamp Road, Wolcott, CT 06716.

Slimming and Trimming the R-1000

In crowded conditions, the 6-kHz filter may not cut the QRM. Here's the way out.

Milton Ertelt 5Z4CL/K5PAW
PO Box 30514
Nairobi, Kenya

Living overseas and not being able to have at your disposal the type of news and entertainment available in the United

States causes many to try shortwave listening to receive news features from home. Our family's habit is to listen to broadcasts of the Voice of America and the Armed Forces Radio and Television Service (AFRTS) in addition to broadcasts from other countries for

news and information about current events in the States.

Being in East Africa and tuning the shortwave bands, one quickly notices that Africa is the focal point for hundreds of powerful shortwave broadcasts which result in crowded band conditions and interference between rival programming. Sometimes it is almost impossible to separate from pileups weaker signals like AFRTS not normally beamed to East Africa.

With this background, I purchased the Kenwood R-1000 communications receiver for shortwave listening. The R-1000 is an advanced general-coverage receiver providing continuous coverage from 200 kHz to 30.0 MHz. It features a PLL synthesizer and a digital display for both frequency readout and the built-in clock and timer. It also includes an rf attenuator, a noise blanker, and capabilities for receiving LSB/CW, USB, and AM. For AM, either ceramic filters for 6-kHz or 12-kHz bandwidth are selectable for AM-narrow or AM-wide reception.

Crowded band conditions here in East Africa preclude the use of the 12-kHz filter; the 6-kHz filter is sufficiently wide for good fidelity for shortwave music programs. However, a narrower bandwidth is required for many

AM situations, and it is to this end that circuit changes were made.

The plan is to utilize the 2.7-kHz SSB ceramic filter for both the SSB and AM-narrow modes, while the 12-kHz filter normally used for the AM-wide mode is replaced by the 6-kHz AM-narrow filter. The 12-kHz filter will be left on the receiver circuit board, but will not be used. These changes can be made by the addition of one silicon diode (1N914 type) and one wire and the removal of two existing wires.

Here, then, is a step-by-step record of these changes:

1. First, remove both the top and bottom covers from the receiver. The speaker leads can be easily slipped off the speaker terminals.

2. Remove 2 wires, white/brown and white, from terminal #1 of the AMW mode switch, and tie these leads off, taping the ends to prevent shorts. Terminal numbering (on the Mode switch) is derived from the R-1000 Service Manual and is not clearly marked on the switches themselves. However, terminal #1 on the

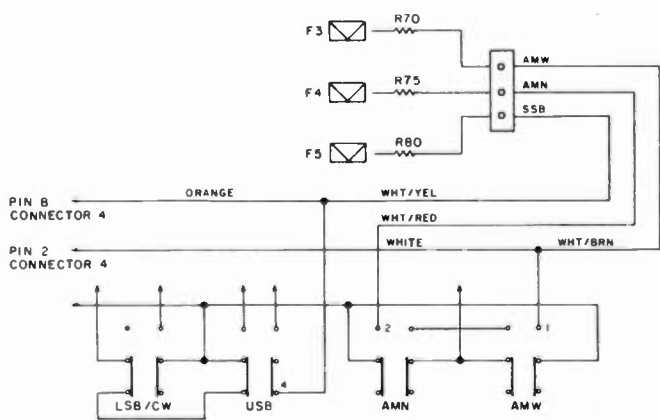


Fig. 1. Before modification.

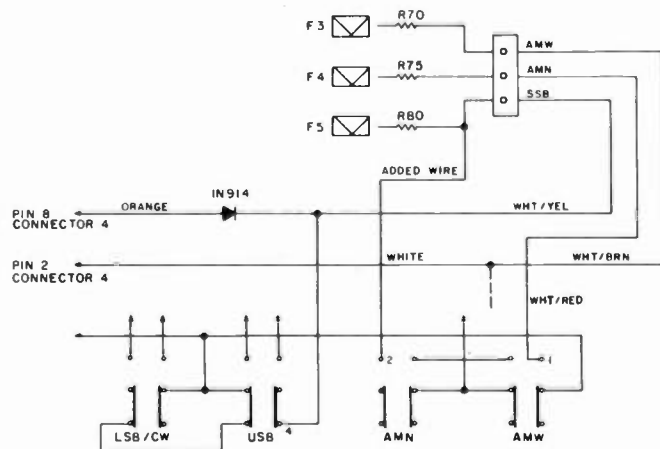


Fig. 2. After modification.

AMW mode switch is the one to which the wire pairs white/brown and white are terminated.

3. Remove the white/red wire from terminal #2 of the AMN mode switch and solder to terminal #1 of the AMW mode switch. Again, identify terminal #2 as the one to which the white/red is terminated.

4. Add a wire from terminal #2 of the AMN mode switch now vacant as a result of step 3 above, and dress it near the vfo case, running it through the slot formed between the vfo case and the receiver circuit board to the top side of the chassis. Connect this new wire to resistor R80. The connection should be made on the lead of R80 nearest to connector #3 (see Fig. 3). There should be enough room between the surface of the circuit board and the insulated portion of R80 to make the solder connection.

5. On the bottom side of the

receiver, locate, within a bundle of wires running from the Mode switch near the Band (megahertz) switch, the orange wire running between terminal #4 of the USB mode switch (this is the only orange wire on the USB Mode switch). Then find terminal #8 of connector #4 on the top of the chassis. Pull the orange wire away from the wire bundle at a point near the Band (megahertz) switch and cut the wire at a point just behind the Band (megahertz) switch. Strip about 1/4" of insulation from both ends of this wire and solder a 1N914 or equivalent diode between the two ends of the orange wire. The cathode should be closest to the USB Mode switch and the anode facing terminal #8 of connector #4 (see Fig. 2).

6. Replace the leads on the terminal of the speaker and install the top and bottom covers of the receiver.

Pressing the AMW posi-

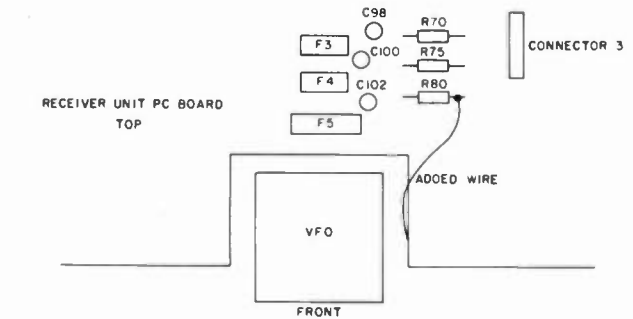


Fig. 3. Receiver unit PC board (top view).

tion on the Mode switch now selects the 6-kHz bandwidth filter for AM-wide reception. Pressing the AMN position selects the 2.7-kHz bandwidth filter for AM-narrow reception, while the SSB position remains as before.

The end result is a receiver with bandwidth sufficiently wide for good fidelity during listening periods when interference is light. During periods of high interference or in crowded band conditions, the bandwidth of the new AM-narrow mode is extremely sharp, pro-

viding an increased ability to separate closely bunched signals. The SSB operation of the receiver is unaffected by these changes.

There are other ways to accomplish the same modification. One could purchase from Kenwood an additional SSB ceramic filter and substitute it for the currently installed AM-narrow filter. But this would be more expensive, and, I believe, more work. These changes improve the operation of an already fine piece of radio equipment. ■

DIGITAL DISPLAY
30 DAY FREE TRIAL
YAESU
HEATH
DRAKE
COLLINS
KENWOOD

NEW YAESU DIGITAL DISPLAYS CONVERTED FOR THE ABOVE. 3/8 INCH RED LED DIGITS READ DOWN TO 10MHz. REAR PANEL 10MHz DIGIT OFF SWITCH. FROM A COLD START - MAXIMUM 100Hz DRIFT IN 24 HOURS. 1 3/8" HIGH, 4 1/2" WIDE & 6 1/2" DEEP. STEEL CASE IS BLACK. LOWER FRONT PANEL IS BRUSHED ALUMINUM. UNITS FOR MOD. NUMBERS UNDERLINED WORK WITHOUT ANY INSTALLATION BY PLUGGING INTO EXISTING JACKS ON THE RADIOS. MODELS WITH AN * ATERISK HAVE A POWER SUPPLY/TRANSFORMER AND OFF SWITCH. ALL POSTAGE PAID. IF YOUR EXTERNAL VFO JACK IS USED FOR A VFO, REC. OR TRANSMITTER; FOR A MALE/FEMALE PLUG/JACK ADD ----- \$5.00

FT101 SERIES FT7 FT301 TS520S PLUG INTO REAR JACK FOR VFO SIGNAL AND POWER. NO INSTALLATION.----- \$110.00
TS520 TS820 TS600 TS900 RS99 TS99 FRG7
FT7B FT620B HW104 TR7 100MX FR101 FT101-PARTS & INFO \$115.00
*75S. *HM & *32S SERIES *R-4 B-T-4 SERIES *SPR-4
*FT100 *FT400-401 *FT560-570 *SB100-102
*SB300-303 *HR1680 *HW100-101 --ALL PARTS & INFO.--- \$130.00
YC221 FOR FT221R w/D ser FT221 FT225R TS700A 7 DIG -- \$85.00

SEND U.S. CASHIERS CHECK OR M.O.. 30 DAY MONEY BACK. YOU PAY RETURN POSTAGE. WRITE WITH MOD. & SERIAL NO. FOR INFORMATION. WRITE IF YOUR RADIO IS NOT LISTED. WILL MAKE. ONE YR WARRANTY.

30M KITS & MORE

HANDHELD PORTABLE RADIOS.--TOP QUALITY CONHIDE "QUICK DRAW" BELT HOLSTER. YOUR RADIO SNUG AND SECURE ON YOUR HIP -- READY FOR IMMEDIATE WITHDRAWAL AND USE. YOU WILL BE DELIGHTED. SPECIFY MAKE AND MODEL OF HANDHELD. BLACK OR BROWN LEATHER. \$30.00

ALSO AVAILABLE. FINALLY!! A CAR WINDOW LEDGE CLIP ON BRACKET TO HOLD YOUR HANDHELD RADIO. YOU'LL LOVE IT. NO MORE FUMBLING ON THE DASH OR SEAT. SIMPLE AND ADJUSTABLE FOR YOUR CAR. SPECIFY HANDHELD MAKE AND MODEL. \$20.00

IC2A/AT/E SERVICE MANUALS 8x12 WITH LARGE DIAGRAMS. - \$12.00

NEW 30 METER BAND!! -- GRANDKIT FT101 SERIES KITS GIVE 10MHz OPERATION ON THE EXISTING HW/JUY POSITION. ALL INFORMATION AND PARTS REQUIRED. POSTPAID.----- \$15.00 GRANDKITS FOR MANY OF THE RADIOS WE MAKE DISPLAYS FOR--WRITE.

250 MHz DIVIDE BY TEN PRESCALERS. ASSEMBLED AND TESTED ON A CIRCUIT BOARD. JUST NEED FIVE VOLTS TO OPERATE. \$15.00 FOR A PREAMP ON THE ABOVE ADD ANOTHER FIVE DOLLARS. \$15.00 ALL AD PRICES INCLUDE POSTAGE.-- SEND CASHIERS CHECK OR M.O.

GRAND SYSTEMS
P.O. BOX 2171 20352 40A AVE.
BLAINE WASH. ✓132 LANGLEY B.C.
U.S.A. 98230 (604) 530 4551 CANADA V3A2Y8

FOURTH GENERATION SATELLITE RECEPTION NOW!

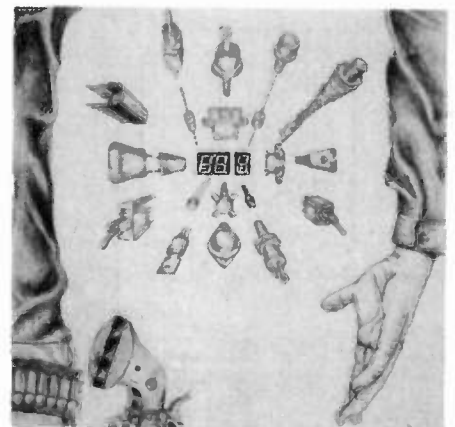
With D.C.E.'S 70 MHZ VIDEO PROCESSOR BOARD

FEATURES:
I.F. Strip Includes S.A.W. BP Filter
Discrete 70 MHZ PLL Demodulator
Full AGC & AFC
Normal/Reverse Video
On Board Power Supply Regulation

The most advanced KIT.....\$324.00
Satellite Video ASSEMBLED.....\$449.00
Processor Available

DigiCom Engineering, Inc.
P.O. BOX 1656
KODIAK, ALASKA 99615
(907) 486-5118

ORDERING INFORMATION: Check, M.O. or C.O.D.'s accepted. Airmail shipping costs within U.S. included in price (allow 1 week for delivery). Foreign orders include \$5.00 for shipment by air.



READY...WHEN YOU ARE

OVER 150,000 TYPES OF MRO ITEMS ON THE SHELF NOW FOR IMMEDIATE OVER THE COUNTER SALES. Besides the world's largest selection of semiconductors, we also stock hard-to-find RF connectors, caps, chip caps, trim caps, trim pots, chokes, tantalums, feed-thru's, fuses, precision caps & resistors, indicator lamps, etc.

For the common items, anywhere will do... for the darn near impossible, CALL US!!

SEMICONDUCTOR SUPERMART
1042 E. GARVEY AVENUE
WEST COVINA, CALIFORNIA 91790
(213) 967-4611 • (213) 967-3846

Add a Touch of Class to CB Conversions

Converting a Hy-Gain board to 10 meters is only half the story.
 Try adding a digital readout and scanning capability. . .

Have you been bitten by the ten-meter FM bug? Do those Hy-Gain CB

boards look interesting? Here is your chance to do a little bit of building and

have a lot of fun. Since the actual rf conversion of the Hy-Gain boards has been

well described in past 73 Magazines, I will only deal with this digital-scanning frequency selector.

This circuit will give you direct frequency readout. Example: 60 = 29.60 MHz, and so on. There are 40 channels available at 10-kHz increments with a repeater offset for 20 of these channels. A squelch-operated scanner allows you to search the band without lifting a finger.

The crystal in the radio which is 11.8066 MHz has to be changed to 12.69166 MHz. This crystal can be obtained from Jan Crystals in Ft. Myers, Florida. Pins 8 and 9 of the PLL-02 have to be tied to plus 5 volts (pre-load to binary 192). Pin 10 must be separated from pin 9. This is the conversion that differs from the original in the reference. It is important to get a CB board with a 16-pin PLL chip. The ones with 18 pins require changing the chip to a PLL-02 and rewiring.

The best way I found to build this is shown in Fig. 2. I use perfboard with the holes spaced at .1 inches. The parts are not critical, but an LS series IC can be used to reduce current drain. Five volts must be provided and a 7805 IC can be mounted on the TA7205P heat sink on the radio.

Refer to Fig. 1 for the fol-

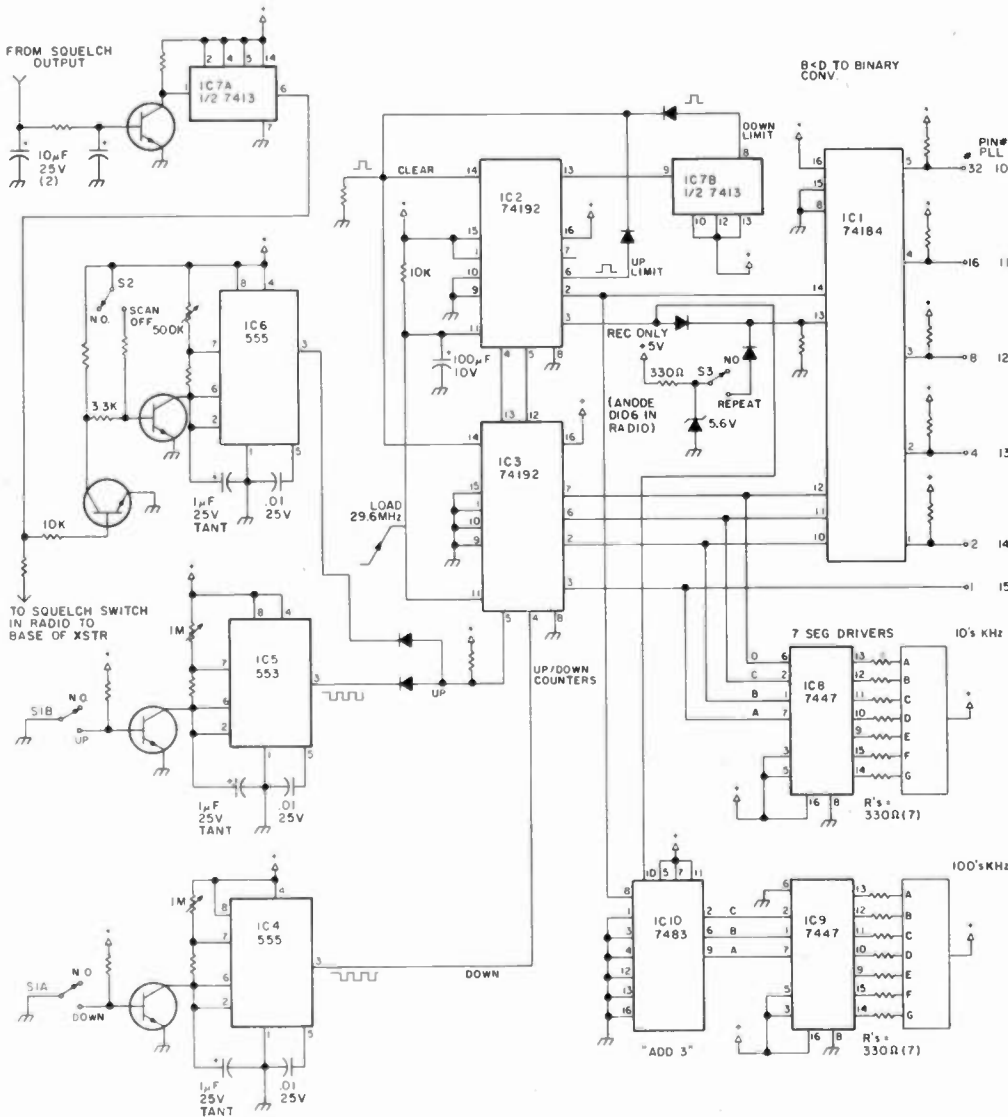


Fig. 1. All transistors—2N3904. All unmarked resistors are 1k Ohms. All + are 5 volts. All diodes—1N4148.

lowing circuit details. IC1 is a BCD-to-binary converter. The PLL-02 IC in the radio requires a binary code to select the frequency we want. But to make it easier for us to select the frequency, it is converted from BCD. IC2 and IC3 are up/down counters that provide the sequence counting and the memory for the selected frequency. The counters are driven from IC4, IC5, and IC6, which are gated astable multivibrators. IC7a is used as a Schmitt trigger which is driven from the squelch output. A dc signal must be fed to this so that a high level (greater than one volt) will raise up the base of Q120 in the radio, thus squelching the radio. IC8 and IC9 are BCD decoder/drivers for the LED readouts. The pinout of the readouts depends on what type of common anode displays they are. IC10 is a binary adder. This circuit

"adds" 3 to any number found at the output of IC2 (0 to 4). This will let the LED display read the operating frequency, not just a channel number. For example, when the outputs of IC2 and IC3 are all zero, the frequency of the radio is 29.30 MHz. But without IC10, the readout would read "00". But with the "3" added, the readout reads "30".

S1a and S1b is a momentary SPDT center-off toggle switch. When the switch is closed in either direction, it turns off the transistor associated with it and this allows the up or down multivibrators to operate. S2, the scan switch, when closed prevents the squelch circuits from starting the IC6 multivibrator, which is used to run the scanning section. The repeat switch, S3, when open does nothing to the radio. But when closed, it will add 100 kHz to the operating frequency on receive

only. When the PTT is pushed, the radio will transmit on the displayed frequency. The anode of D106 in the radio provides about 7 volts in receive only, which makes this offset possible. A special note: This offset circuit works only between 29.30-29.39 and 29.50-29.59 MHz. But the repeater inputs are between 29.51 and 29.59 MHz.

Another feature of this circuit is that when the radio is turned on, the frequency will be 29.60 MHz, which is the international simplex calling frequency. This is done by slowly bringing up pin 11 on IC2 and IC3 during power-up.

In closing, I would say that the use of this circuit really adds polish to these converted CB boards. I would like to thank Charlie DeVoe WA2IUJ for building one of these, to show it could be repeated, and for his opinion of its operation.

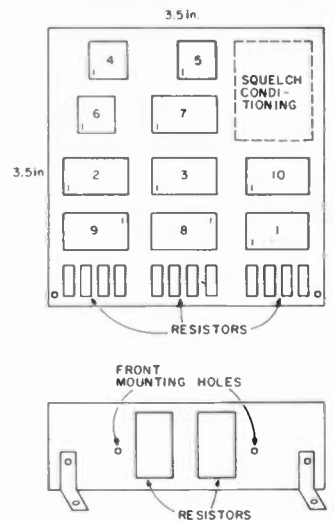


Fig. 2.

I welcome any comments, and I will reply to any questions when an SASE is enclosed. ■

Reference

1. Howard Knickerbocker K1DCS, Andrew Weise N1XN, and Robert Stielau W1WRO, "CB to 10 FM—best conversion yet?", *73 Magazine*, January, 1980, p. 117.

OVER 70 BRANDS IN STOCK • LAND-MOBILE RADIO • Full Service Shop • Spectrum Analysis • Antennas • New and Used Equipment • CW-SSB-FM, Etc. • Towers • FCC Study Guides • Code Tapes • Books • Accessories

AMATEUR RADIO
SHORTWAVE
SCANNERS

DRAKE • BIRD • HYGAIN • ARIEL
 ICOM • BEARCAT • MORGAIN • MANY MORE
 TEN-TEC • BAW • GDE

SPECTRONICS
 Specialists in Amateur Radio, Short-Wave Listening And Contemporary Electronic Gear.

HOURS
 MON, TUES, WED.: 9:30-6:00 PM
 THURS, FRI.: 9:30-8:00 PM
 SAT.: 9:30-3:00 PM

SPECTRONICS, INC.
 1009 GARFIELD ST. OAK PARK, IL. 60304 (312)848-6777

PORTAPEATER™

M100 A INSTANT REPEATER ANY BAND ANY MODE

\$179.00 assembled unit
 \$99.00 assembled board

- 4Channel PROM CW 1 Der
- VOX or COR operation
- 250 volt switching capability
- An Instant Repeater

- Works with any type radios
- Complete Timer Functions
- Built In Test Functions
- 20 Page Technical Manual

(Fully tested, programmed, assembled) ✓ 302

W-S ENGINEERING P.O. BOX 58, PINE HILL, N.J. 08021 (201-852-0269)

GILFER'S "BEST SELLER" SHORTWAVE BOOKS

New 5th Edition

CONFIDENTIAL FREQUENCY LIST
 Identifies 9,000 non-broadcast shortwave stations (utility, coast, military, FAX, etc.) from 4-28 MHz. Includes "Updater" \$10.95 ppd USA, \$13 UPS, US\$16 elsewhere. Updater separately \$2.50.

1983 Edition

WORLD RADIO TV HANDBOOK
 "Bible" of the SWL — comprehensive list of all shortwave broadcasters with all details—plus new receiver reviews. \$17.50 ppd USA, \$19 UPS; US\$25 elsewhere.

Totally New 2nd Edition

GUIDE TO RTTY FREQUENCIES
 Details on 5,500 radioteletype stations (including Press skeds) plus reverse list by callign. How to read USSR Cyrillic. \$9.95 ppd USA, \$12 UPS; US\$14 elsewhere.

SPECIAL OFFERS SAVE

1. CFL+Updater+RTTY: \$21, UPS.
2. CFL+Updater+WRTVH: \$27, UPS.
3. RTTY+WRTVH: \$26, UPS.
4. ALL 3 BOOKS: \$36, UPS.

NOTE: All SPECIAL OFFER books shipped UPS (Except Canada, AK & HI). First Class Mail add \$1.00, per book. Non-UPS orders shipped USPS Book Mail.

- Receivers • Accessories • Books •

GILFER SHORTWAVE
 Dept.732, Box 239, Park Ridge, NJ 07656
 USA Phone 201/391-7887

SATELLITES

AMATEUR SATELLITE NEWS

CQ CQ Earthside de STS-9

Well, maybe not, but there is a good chance that amateur radio will be among the astronauts' leisure-time activities aboard STS-9, the ninth flight of NASA's Space Shuttle. Dr. Owen Garriot W5LFL, one of four STS-9 crew members, will operate a small 2-meter FM rig, if all goes according to plan.

Actually, though the proposal has plenty of support from the amateur community, NASA has yet to grant its final approval. W5LFL himself is said to be pushing for the ham activity, and there is plenty of backing from the ARRL, AMSAT, and a number of prominent individual amateurs.

Yet to be decided is the format of the space-borne amateur festivities. A free-for-all operation would likely result in the greatest pileup of all time, complete with frayed nerves and rising tempers. A much more organized method will no doubt evolve—perhaps even a series of one-way transmissions from W5LFL to the thousands of us listening on the ground.

Iskra—Again!

Cosmonauts aboard Russia's Salyut 7 space station have once again launched an amateur satellite. Iskra 3, like its predecessor Iskra 2, was literally tossed out the back door by the cosmonauts, who pushed it through an air lock normally used to jettison refuse. The satellite was launched last November 18 and features a telemetry beacon on 29.583 MHz.

If the example of Iskra 2 is the norm, Iskra 3 may be short-lived. Iskra 2 survived only eight weeks in orbit following its May 17, 1982, launch before plunging back into the atmosphere. And what of the never-mentioned Iskra 1? If the Soviets know, they aren't telling.

Orbital Calendars

Once again this year, Project OSCAR, Inc., has produced an orbital calendar for amateur satellite users. The 1983 version contains the time and longitude of every northbound equatorial crossing for each of the amateur satellites carrying a communications transponder: OSCAR 8, RS5, RS6, RS7, and RS8. It's a real time-saver.

The calendar is available in the USA, Canada, and Mexico for a \$10 donation (\$12 else-

where). Send a mailing label, along with your check or money order, to: Project OSCAR, Inc., PO Box 1136, Los Altos CA 94022.

Thanks to Amateur Satellite Report and the W5YI Report for portions of this month's news.—Jeff DeTray WB8BTH, 73 Staff.

Amateur Satellite Reference Orbits

Date	OSCAR 8		RS-5		RS-6		RS-7		RS-8		Date
	UTC	EQX	UTC	EQX	UTC	EQX	UTC	EQX	UTC	EQX	
Feb 1	0002	80	0154	103	0006	80	0008	78	0113	92	1
2	0007	81	0149	104	0149	107	0157	107	0110	93	2
3	0011	82	0144	104	0134	105	0147	106	0107	93	3
4	0016	83	0138	104	0118	103	0138	105	0104	94	4
5	0020	84	0133	104	0103	100	0128	104	0101	95	5
6	0024	85	0128	104	0048	98	0119	104	0059	96	6
7	0029	86	0122	105	0032	96	0109	103	0056	97	7
8	0033	88	0117	105	0017	93	0059	102	0053	97	8
9	0038	89	0112	105	0001	91	0050	101	0050	98	9
10	0042	90	0106	105	0145	119	0040	100	0047	99	10
11	0046	91	0101	105	0129	116	0030	99	0044	100	11
12	0051	92	0056	105	0114	114	0021	98	0042	101	12
13	0055	93	0050	106	0059	112	0011	97	0039	102	13
14	0059	94	0045	106	0043	109	0001	96	0036	102	14
15	0104	96	0039	106	0028	107	0015	125	0033	103	15
16	0108	97	0034	106	0012	105	0141	125	0030	104	16
17	0113	98	0029	106	0156	132	0132	124	0028	105	17
18	0117	99	0023	107	0140	130	0122	123	0025	106	18
19	0121	100	0018	107	0125	127	0112	122	0022	106	19
20	0126	101	0013	107	0110	125	0103	121	0019	107	20
21	0130	102	0007	107	0054	123	0053	120	0016	108	21
22	0135	103	0002	107	0039	120	0043	119	0013	109	22
23	0139	105	0156	137	0023	118	0034	118	0011	110	23
24	0000	80	0151	138	0008	116	0024	117	0008	111	24
25	0005	81	0145	138	0151	143	0014	117	0005	111	25
26	0009	82	0140	138	0136	141	0005	116	0002	112	26
27	0013	83	0135	138	0120	139	0015	145	0159	143	27
28	0018	84	0129	138	0105	136	0145	144	0156	144	28
Mar 1	0022	86	0124	139	0050	134	0135	143	0153	145	1
2	0027	87	0119	139	0034	132	0125	142	0151	146	2
3	0031	88	0113	139	0019	129	0116	141	0140	146	3
4	0035	89	0108	139	0004	127	0106	140	0145	147	4
5	0040	90	0103	139	0017	125	0055	139	0142	148	5
6	0044	91	0057	140	0131	152	0047	138	0139	149	6
7	0048	92	0052	140	0116	150	0037	138	0136	150	7
8	0053	93	0047	140	0101	148	0027	137	0134	150	8
9	0057	95	0041	140	0045	145	0018	136	0131	151	9
10	0102	96	0036	140	0030	143	0008	135	0128	152	10
11	0106	97	0031	140	0014	141	0158	164	0125	153	11
12	0110	98	0025	141	0158	168	0148	163	0122	154	12
13	0115	99	0020	141	0142	166	0138	162	0119	154	13
14	0119	100	0015	141	0127	163	0129	161	0117	155	14
15	0124	101	0009	141	0112	161	0119	160	0114	156	15
16	0128	103	0004	141	0056	159	0109	159	0111	157	16
17	0132	104	0158	172	0041	156	0100	159	0108	158	17

SOCIAL EVENTS

Listings in this column are provided free of charge on a space-available basis. The following information should be included in every announcement: sponsor, event, date, time, place, city, state, admission charge (if any), features, talk-in frequencies, and the name of whom to contact for further information. Announcements must be received at 73 Magazine by the first of the month, two months prior to the month in which the event takes place. Mail to Editorial Offices, 73 Magazine, Pine Street, Peterborough NH 03458.

ARLINGTON HEIGHTS IL FEB 6

The Wheaton Community Radio Amateurs will hold their hamfest on February 6, 1983, at Arlington Park Race Track Expo Center, Arlington Heights IL. Tickets are \$3.00 at the entrance and \$2.50 in advance. Doors will open at 8:00 am. Flea market tables are free and plenty of floor space will be available. There will be a large commercial area (including a computer section), awards, and clear, paved parking. Talk-in on 146.01/61 and 146.94. For general information, call W9JTO at (312) 231-9524. For advance tickets, send an SASE to WCRA, PO Box QSL, Wheaton IL 60187.

MANSFIELD OH FEB 13

The ARRL-approved Midwinter Hamfest/Auction will be held on Sunday, February 13, 1983, beginning at 8:00 am, at the

Richland County Fairgrounds, Mansfield OH. Tickets are \$2.00 in advance and \$3.00 at the door. Tables are \$5.00 in advance and \$6.00 at the door. Half tables are available. Talk-in on 146.34/94. For additional information or advance tickets, contact Harry Fritchen KBHF, 120 Homewood Road, Mansfield OH 44906, or phone (419) 529-2801 or (419) 524-1441.

MARLBOROUGH MA FEB 20

The Algonquin Amateur Radio Club will hold its annual flea market on Sunday, February 20, 1983, at the Marlborough Jr. High School, Marlborough MA. Admission is \$1.00 and children under 12 will be admitted free. The doors will open at 9:00 am for dealers and 10:00 am for buyers. Refreshments will be available. Tables reserved before February 12, 1983, are \$7.00; any remaining tables will be \$10.00 at the door. Talk-in on 146.01/61 and 146.52. For table reservations or more information, contact Algonquin ARC, PO Box 258, Marlborough MA 01752.

MELVILLE LI NY FEB 20

The Long Island Mobile Amateur Radio Club Indoor Hamfest will be held on February 20, 1983, from 9:00 am to 5:00 pm, at the Electricians Hall, 41 Pinelawn Road, Melville LI NY, located just north of Exit 49 of the Long Island Expressway (495). Gen-

eral admission is \$3.00 and sellers' tables (4' x 6' with oval corners) are \$10.00 in advance. Food and refreshments, lots of parking, and coat and equipment checking will be available. For reserved tables, contact Hank Wener WB2ALM, 53 Sherard Street, East Hills NY 11577, or phone (516) 484-4322 between 10:00 pm and midnight. For additional information, phone Sid WoIn K2LJH in the evening at (516) 379-2861.

ELKIN NC FEB 20

The sixth annual Elkin Winter Hamfest will be held on Sunday, February 20, 1983, at the Elkin National Guard Armory, located two miles off Interstate 77 at Exit #85 in Elkin NC. Doors will open at 0800 to the public, and breakfast and lunch will be served at the hamfest by the Foothills ARC of Wilkesboro NC and the Briarpatch ARC of Galax VA. Talk-in on 144.77/145.37, 146.22/82, and 147.69/09. For ticket inquiries, table reservations, or other information, contact either George Reeves WD4BMG, Route 6, Box 412, North Wilkesboro NC 28659, (919) 670-2803, or Tommy Lineberry WD4BTF, 308 Poplar Street, Galax VA 24333, (703) 236-8424.

LANCASTER PA FEB 20

The 1983 Lancaster Hamfest will be held on Sunday, February 20, 1983, from 0800 to 1600, at the Guernsey Sales Pavilion, US Route 30 East, Lancaster PA. General admission is \$3.00 for all hams and dealer personnel. Table fees are \$10.00 in the main display area and \$6.00 in the annex area. There will be tailgating if weather permits. Dealer setup is at 0600 by reservation. Talk-in on 146.01/61, 147.615/

.015, and 146.52. For reservations, send checks made payable to SERCOM, Inc., to Hamfest Committee, RD #1, Box 56V, Blue Ball PA 17519.

ROBBINSDALE MN FEB 26

The Robbinsdale Amateur Radio Club (K0LTC) will hold its Midwinter Madness Amateur and Computer Fest on February 26, 1983, beginning at 8:30 am, at Sacred Heart Church School Auditorium, 4087 West Broadway, Robbinsdale MN. General admission is \$2.00 in advance and \$3.00 at the door. Contact Bob Reid N0BHC, 19725 Jackie Lane, Rogers MN 55374, for commercial exhibit space (tables are \$15.00 each). Flea-market space is available from Barry Blazeik WB0FBN, 5437 Virginia Avenue N., New Hope MN 55428. Doors will open for setups at 7:00 am. Activities will include seminars on antennas, towers, and computer interfacing, as well as a slide presentation on the voyage of the Viking ship *Hjemkomst*. Lunch will be available in the building.

GLASGOW KY FEB 26

The Glasgow Swapfest will be held on Saturday, February 26, 1983, beginning at 8:00 am Central time, at the Glasgow Flea Market Building, 2 miles south of Glasgow just off highway 31E, Glasgow KY. Admission is \$2.00 per person. There is no additional charge for exhibitors. The first table per exhibitor will be free, and extra tables will be available for \$3.00 each. There will be a large heated building, free parking, free coffee, and a large flea market. Talk-in on 146.34/94 or 147.63/03. For further information, write Bernie Schwitzgebel WA4JZO, 121 Adairland Court, Glasgow KY 42141.

**JENSEN BEACH FL
FEB 26**

The Martin County Amateur Radio Association will hold its annual free hamfest on Saturday, February 26, 1983, from 8:00 am to 4:00 pm, at Langford Park, Route 707, Jensen Beach FL. There will be free table or tailgate space and free admission. Food will be available or bring your own picnic. There is an area for cooking and playing, so bring the family. Talk-in on 146.46/147.06 (Stuart repeater). For more information, write MCARA, PO Box 1901, Stuart FL 33495.

**LAPORTE IN
FEB 27**

The LaPorte Amateur Radio Club Winter Hamfest will be held on Sunday, February 27, 1983, at the LaPorte Civic Auditorium, LaPorte IN. The donation is \$2.50 at the door and tables are \$1.00 each. Dealers will receive help unloading starting at about 6:00 am. For more information or reservations, send an SASE to PO Box 30, LaPorte IN 46350.

**LIVONIA MI
FEB 27**

The Livonia Amateur Radio Club will hold its 13th annual LARC Swap 'n Shop on Sunday, February 27, 1983, from 8:00 am to 4:00 pm, at Churchill High School in Livonia MI. Reserved table space (12-foot minimum) is available. Talk-in on 144.75/145.35 and .52. For further information, send an SASE (4" x 9") to Neil Coffin WA8GWL, c/o The Livonia Amateur Radio Club, PO Box 2111, Livonia MI 48151.

**VIENNA VA
FEB 27**

The 10th annual ARRL-approved winter season hamfest, WINTERFEST '83, celebrating the 20th anniversary of the Vienna Wireless Society, will be held on Sunday, February 27, 1983, beginning at 8:00 am, at the Community Center, 120 Cherry Street, Vienna VA. Tickets are \$4.00 and sales tables are \$5.00 and \$10.00. Parking is free. Features will include a CW contest, commercial displays, an indoor flea market, and outdoor Frostbite tailgating. Excellent food service will be available. Talk-in on 146.31/91 and 146.52. For additional information, send an SASE to WINTERFEST '83, PO Box 418, Vienna VA 22180, or call Jeff Wilkes WANFA at (703)-281-4249 or on the Virginia Sideband Net.

**MORRIS PLAINS NJ
MAR 4**

The Split Rock Amateur Radio Association will hold its sixth annual electronics auction on Friday, March 4, 1983, at VFW Post #3401, State Route 53, Morris Plains NJ. The Morris Plains VFW hall is located a short distance from US 202 and NJ 10 and is easily reached via I-80, I-287, and US 46. Admission is \$1.00. Doors will open at 7:00 pm for unloading and inspecting equipment and the auction will commence at 8:00 pm sharp. Items to be sold must be working equipment and loose parts must be bagged in the largest quantity possible. A commission of 10% will be taken on the first \$50.00 of each sale. Commissions are payable in cash only. Refreshments will be available. Talk-in on 146.385/146.985 (WR2ADB) and 146.52. For more information, please write to SARA, PO Box 3, Whippany NJ 07981.

**OLD BRIDGE NJ
MAR 6**

The Old Bridge Radio Association will hold its third annual auction on March 6,

1983, at the K of C Hall, Pine Street (just off Route 18), Old Bridge NJ. Doors will open for registration and inspection at 9:00 am and the sale will begin at 10:00 am. Admission is \$2.50. On successful sales, there will be a club commission of 10% on the first \$100 and 5% on the remainder. Food and drink will be available. Talk-in on .72/12, .34/94, and .52. For more information, contact Fred Goldberg WA2BJZ, 29 Clearview Road, East Brunswick NJ 08816, or phone (201)-257-8753.

**SOUTH ST. LOUIS MO
MAR 11**

The Jefferson Barracks Amateur Radio Club will hold its annual auction and hamfest on March 11, 1983, at the Carondelet Sunday Morning Athletic Club in South St. Louis MO.

**FORT WALTON BEACH FL
MAR 12-13**

The Playground Amateur Radio Club will hold its 13th annual North Florida Swapfest on Saturday, March 12, 1983, from 8:00 am to 4:00 pm, and on Sunday, March 13, 1983, from 8:00 am to 3:00 pm, at the Okaloosa County Fairgrounds, Fort Walton Beach FL.

**MARTINSVILLE IN
MAR 13**

The Morgan County Amateur Radio Club will sponsor the Martinsville Hamfest on March 13, 1983, beginning at 8:00 am, at the Morgan County 4-H Building and Fairgrounds. Admission is \$3.00 in advance and \$4.00 at the door; children 11 and under will be admitted free. Flea-market space with a table is \$5.00 and flea-market space without a table is \$3.00. Premium tables are \$20.00. Tables will be available on a first-come basis and the best spaces will be assigned first. Vendor setups will start at 5:00 am and parking will be free. Talk-in on 147.66/06. For tickets, table reservations, and information, send an SASE to Aileen Scales KA9MBK, 3142 Market Place, Bloomington IN 47401.

**ERIE PA
MAR 19**

The Radio Association of Erie PA will hold The RAE Eyeball QSO Party on Saturday, March 19, 1983, at the Perry Highway Hall, 8/10 of a mile south of I-90 on the west side of Route 19. Admission is \$2.00 per person. Tables (8-foot) are \$3.00 each and are by reservation only. Food will be available. There will be FCC testing for applicants that mail Form 610 to the Buffalo office by February 22nd. Talk-in on .01/61 and .22/82.

**MARSHALL MI
MAR 19**

The Southern Michigan ARS and the Calhoun County Repeater Association will hold the 21st annual Michigan Crossroads Hamfest on March 19, 1983, beginning at 8:00 am, at the Marshall High School, Marshall MI. Tickets are \$2.00 at the door and \$1.50 in advance. Table space is \$5.00 a foot. Doors will be open at 7:00 am for exhibitors and there will be plenty of carry-in help and free parking. Food service will be available in the cafeteria. For tables or tickets, contact SMARS, PO Box 934, Battle Creek MI 49016, or phone Chuck Williams at (616)-964-3197.

**MIDLAND TX
MAR 19-20**

The Midland Amateur Radio Club will hold its annual St. Patrick's Swapfest on March 19-20, 1983, from 8:00 am to 6:00 pm on Saturday and from 8:00 am to 3:00

pm on Sunday, at the Midland County Exhibit Building, east of Midland on Highway 80 on the north side. Pre-registration is \$5.00 (at the door, \$6.00). Tables are \$4.00 each. Refreshments will be available. Talk-in on .16/76 and .01/61. For further information and reservations, please contact Midland Amateur Radio Club, PO Box 4401, Midland TX 79704.

**JEFFERSON WI
MAR 20**

The Tri-County Amateur Radio Club will hold its annual hamfest on March 20, 1983, from 8:00 am to 3:00 pm at the Jefferson County Fairgrounds, Jeffersorf WI. Tickets are \$2.50 in advance and \$3.00 at the door. Tables are \$2.50 in advance and \$3.50 at the door. Parking is free and there will be plenty of food available. Talk-in on 146.52, 146.22/82, and 144.89/145.49. For more information, advance tickets, and tables, send an SASE to Horace Hilker K9LJM, PO Box 204, 261 E. High Street, Milton WI 53563.

**TRENTON NJ
MAR 20**

The Delaware Valley Radio Association will hold its 11th annual flea market on Sunday, March 20, 1983, from 8:00 am to 4:00 pm, at the New Jersey National Guard 112th Field Artillery Armory, Egberts Crossing Road, Lawrence Township. Registration is \$2.50 in advance and \$3.00 at the door. There will be an indoor and outdoor flea-market area and refreshments, including breakfast at 7:00 am. Sellers must bring their own tables. Talk-in on 146.52 and 146.07/67. For further information, send an SASE to DVRA, PO Box 7024, West Trenton NJ 08628.

**CIRCLEVILLE OH
MAR 20**

The Teays Amateur Radio Club will hold its sixth annual King of the Pumpkin Hamfest on Sunday, March 20, 1983, from 8:00 am to 4:00 pm, at the Pickaway County Fairgrounds Coliseum. Tickets are \$2.00 in advance and \$3.00 at the door. Tables (8-foot) are \$4.00 in advance and \$5.00 at the door. Doors will be open for setups on Saturday at 4:00 pm and overnight security will be provided. A large parking area and food will be available. Talk-in on 147.78/18 and .52/52. For additional information, please send an SASE to Dan Grant WBUCF, 22150 Hulse Road, Circleville OH 43113, or phone (614)-474-6305.

**STERLING IL
MAR 20**

The Sterling/Rock Falls Amateur Radio Society will hold its 23rd annual hamfest on March 20, 1983, beginning at 7:30 am, at the Sterling High School Field House,

1608 4th Avenue, Sterling IL. Tickets are \$2.00 in advance and \$2.50 at the door. Commercial tables and flea-market tables requiring electricity are \$5.00; all others are \$3.00. A concession stand, free parking, and overnight space for self-contained campers will be available. There will be commercial distributors, dealers, and a large flea market. Talk-in on 146.25/.85 (W9MEP). For advanced tickets, tables, and information, contact Sue Peters, 511 8th Avenue, Sterling IL 61081, or call (815)-625-9262.

**BLACKSBURG VA
MAR 21-24**

The Virginia Polytechnic Institute and State University will hold a Personal Microcomputer Interfacing and Scientific Instrumentation Automation Workshop on March 21-24, 1983, on the Virginia Tech campus in Blacksburg VA. The workshop, directed by Drs. Paul Field, Chris Titus, Jon Titus, and Mr. David Larsen, is hands-on, with the participant designing and testing concepts with actual hardware. The charge is \$595.00. For more information, write Dr. Linda Leffel, C.E.C., Virginia Tech, Blacksburg VA 24061, or call (703)-961-4848.

**JOHNSTOWN PA
MAR 27**

The Conemaugh Valley Amateur Radio Club will hold its sixth annual hamfest on Sunday, March 27, 1983, from 8:00 am to 4:00 pm, at the East Taylor Fire Hall, which is located on Route 271, 5 miles south of Route 22 (4 miles north of Johnstown). There will be plenty of food and refreshments available. Talk-in on 146.34/94.

**GRAYSLAKE IL
MAR 27**

The Libertyville and Mundelein Amateur Radio Society will hold LAMARS-FEST 1983 on Sunday, March 27, 1983, beginning at 8:00 am, at the Lake County Fairgrounds, Routes 45 and 120, Grayslake IL. Tickets are \$2.00 in advance or \$3.00 at the door. Tables (9-foot) are \$5.00 each. Reservations are encouraged because choice locations will be assigned first. Commercial setups will begin at 6:30 am and other setups will begin at 7:00 am. There will be free parking, and breakfast and lunch will be available. Talk-in on 147.63/03 and 146.94. For tickets, table reservations, or exhibitor information, send an SASE to LAMARS, PO Box 751, Libertyville IL 60048.

**BALTIMORE MD
MAR 27**

The Baltimore Amateur Radio Club, Inc. (BARC), will hold the 1983 Greater Baltimore Hamoree and Computerfest on

HOME BREW " THE SOUTHERN CROSS "

ONE OF THE MOST EFFECTIVE, SIMPLE, STRONG AND INEXPENSIVE,
TWO ELEMENT MULTI-BAND

QUADRICUBE ANTENNA

EXTRAORDINARY DX PERFORMANCE IDEAL FOR 20-15 AND 10 METER BANDS.
THE TOTALLY PLASTIC MATERIAL & STRUCTURE OF TRIANGULAR SHAPE THAT
MATCHES PERFECTLY THE ELECTRONIC REQUIREMENTS, LENDS TO
STRAIGHTFORWARD DESIGN THAT REDUCES LOSSES, SIMPLIFIES ADJUSTMENTS &
STRENGTHENS CONSIDERABLY THE ANTENNA. MATERIALS REQUIRED ARE
OBTAINABLE IN ALMOST ANY LOCALITY. COMPLETE DESCRIPTION, DRAWINGS
AND ALL NECESSARY INFORMATION TO BUILD IT, IN ENGLISH
OR SPANISH, AIR MAILED TO ANY COUNTRY \$20 U.S. CHECK
CASHABLE IN U.S.A. TO A LASCURAIN PINO N° 59
MEX. D.F. 01030 MEXICO ✓214

March 27, 1983, beginning at 8:00 am, at the Maryland State Fairgrounds Exhibition Complex (located east of I-83 exit 17, three miles north of I-695, north of Baltimore), Timonium MD. Admission is \$3.00; children under 12 will be admitted free. Overnight accommodations are available in the immediate area. Amateur-radio, personal-computer, and small-business-computer dealers will be present. There will be an indoor flea market, a large hard-surfaced outdoor tailgate area, food service, free parking, and guest speakers throughout the day. For additional information and table reservations, contact GBH&C, PO Box 95, Timonium MD 21093-0095, or phone (301)-561-1282. For a recorded announcement, dial (301)-HAM-TALK.

**MADISON WI
APR 10**

The Madison Area Repeater Association, Inc. (MARA), will hold its eleventh annual

Madison Swapfest on Sunday, April 10, 1983, at the Dane County Exposition Center Forum Building, Madison WI. Doors will open at 8:00 am for commercial exhibitors and flea-market sellers, and at 9:00 am for the general public. Admission is \$2.50 per person in advance and \$3.00 at the door. Children twelve and under will be admitted free. Flea-market tables are \$4.00 each in advance and \$5.00 at the door. Features will include commercial exhibitors, a flea market, an all-you-can-eat pancake breakfast, and a barbecue lunch. Plenty of parking space and nearby hotel accommodations are available. Talk-in on 146.16/76 (WR9ABT). For reservations (early ones are advised) or more information, write to MARA, PO Box 3403, Madison WI 53704.

**SOUTH SIOUX CITY NE
APR 15-17**

The 39 Hundred Club will hold the 1983 Midwest ARRL Convention on Friday, Sat-

urday, and Sunday, April 15-17, 1983, at the Marina Inn, South Sioux City NE, directly across the river from Sioux City. On Saturday, features will include a QCWA breakfast, a 3900 Club luncheon, an all-day ladies' program, and an evening banquet with entertainment. There will be seminars, displays, commercial exhibits, and a 66-table flea market, all indoors in the same building. Tables (8 ft. x 30 in.) are \$5.00 for the 3 days, \$4.00 for Friday night and Saturday. For table reservations, contact Al Smith W0PEX, 3529 Douglas Street, Sioux City IA 51104. Exhibitors should contact Jim Boise KA0GZY, 22 LaSalle Street, Sioux City IA 51104. Setup time is Friday afternoon, April 15th. Convention fees are \$6.00 for the 3 days; advance banquet reservations are \$10.00 (at the door, \$12.00). For advance banquet tickets and motel reservations, write to Jerry Smith W0DUN, Akron IA 51001. For general information, contact Dick Pitner W0FZO, General Chairman, 2931 Pierce Street, Sioux City IA 51104.

**DAYTON OH
APR 23**

The Washington University Amateur Radio Club will hold a reunion dinner on Saturday, April 23, 1983, at the Dayton Hamfest. All past members of the club are invited. For more information, contact Washington University ARC W0QEV, Box 1128, St. Louis MO 63130.

**PARAMUS NJ
MAY 1**

The Bergen ARA will hold a Ham Swap 'n' Sell on May 1, 1983, from 8:00 am to 4:00 pm, at Bergen Community College, 400 Paramus Road, Paramus NJ. Admission for sellers is \$3.00; buyers will be admitted free. There will be thousands of spaces but tailgating only. Sellers must bring their own tables. Talk-in on .79/19 and .52. For more information, contact Jim Greer KK2U, 444 Berkshire Road, Ridgewood NJ 07450, or phone (201)-445-2855.

HAM HELP

We are happy to provide Ham Help listings free, on a space-available basis. We are not happy when we have to take time from other duties to decipher cryptic notes scrawled illegibly on dog-eared post cards and odd-sized scraps of paper. Please type or print your request (neatly!), double spaced, on an 8 1/2" x 11" sheet of paper and use upper- and lowercase letters where appropriate. Also, please make a "1" look like a "1," not an "l," which could be an "el" or an "eye," and so on. Hard as it may be to believe, we are not familiar with every piece of equipment manufactured on Earth for the last 50 years! Thanks for your cooperation.

I am looking for manuals and schematics for the Gonset G50 6-meter transceiver and the Conco 611 VHF transceiver, model 861-0611-001. I will pay a reasonable price for the original manuals or photocopies.

**Gary Kohtala DA2XF
USAFS-A, Box 1415
APO NY 09458**

I would like to find the schematics or technical manual for the VHF Engineering TVX-10 transmitter. I also need the address of VHF Engineering's new parent company. I will pay all copying costs and postage costs.

**Lee Robinson WA3HJC
317 Peninsula Dr. #53
Erie PA 16505**

I would like a copy of the schematic for the Wang 629 double cassette deck, which is part of the Wang 500/600 programmable calculator.

**Dave Overton
1709 W. 30
Austin TX 78703**

I need help in identifying some of the components in the Sabtronics #8610B-A 600-MHz, 9-digit counter. I would like to identify 2 chips: one is in the preamp of the prescaler, marked SAB 1009 (also marked J7940) and the other is in the frequency divider and is marked SP 8680B (also marked

PS 5 A2). Any information on these ICs would be greatly appreciated.

**Patrick Chivington
1478 Grace Ave.
Lakewood OH 44107**

I would like to locate a copy of the instruction manuals for the Beckman models 607 and 609 heterodyne converters. These plug-ins extended the frequency range of the Beckman 6100 series counter.

**Lyne Pellock W9MWP
2423 Holt St.
Vienna VA 22180**

I am forming a nationwide network of motorcycling amateur radio operators. Anyone interested should please check in on 3967 kHz at 0300Z on Thursdays. Send an SASE for more details.

**Gary McDuffie AG0N
Route 1 Box 90-A
Bayard NE 69334**

I am having difficulties running phone patches with Radio Shack model ET-100T and ET-100 telephones. Rf is causing interference in the telephones. Can anyone give me ideas on how I can clear up the problem?

**Everett C. Bollin WA3DVO
8000 Ray Leonard Ct.
Palmer Park MD 20785**

I need a wrench that can remove the spanner nut from the microphone jack of the Kenwood TR-9000. I would also like to increase the scan delay to 10 seconds. Any help would be appreciated.

**Curtis R. Olsen WA0NZQ
Box 115
Regent ND 58650**

I have a synthesized 2-10-MHz AM-CW transceiver made by Delco. Their designation is Delco 1600. Does anyone know the military designation, or have a manual schematic for the unit?

**Gary Cain
1428 Marigold Way
South Bend IN 46617**

Wanted: two 60-kHz coil assemblies, part number M42005-1, for the Hammarlund HQ-170. They are marked as T10, T11, and T28 on the schematic.

**John Seely WB3EPG
7080 Moore Avenue
Pensacola FL 32511
(904)-456-8096**

Has anybody worked out a computer program for converting helical scan transmissions such as weatherfax to information that could be printed on a dot-matrix printer?

**Larry J. Clark
c/o USCG Marine Safety Office
Galveston TX 77550**

I need information on X- and K-band traffic-control radar units. I would like to build X- and K-band oscillators with an output of about 10 W and any schematics or other information would be greatly appreciated.

**A1C Mark LaSalle
Box 2241
APO NY 09130**

I am looking for the schematic and manual for the Eico model 249 VTVM. I will pay for any copying costs.

**Len TenEck VE3INK
132 Silverhill Dr.
Islington, Ontario
M9B 3W7 Canada**

I am looking for proven modifications or ideas for improving the Ten-Tec Omni D- or C-series units. In exchange, I will provide modification data from my files.

**Mickey McDaniel W6FGE
940 Temple St.
San Diego CA 92106**

Wanted: bandswitch or individual wafers for the Hallicrafters SX-110 receiver. Suggestions welcome; whole radios considered.

**Nick Adams WA4YKV
3009 NE 14th St.
Gainesville FL 32601**

I need the manual and voltage specifications for the Heath HG-10 vfo for 2-80 meters, as well as the manuals for the HP500B frequency meter, the Ameco R5 receiver, the Heath FM adapter and the Heath SSB adapter. Finally, does anyone need an "as is" TEK oscilloscope?

**Kevin Neal
Route A Box 221A
Filipin AR 72634**

I am looking for the schematic to an RME pre-war receiver.

**David R. Nadeau
S. 1200 Kelly Ave.
Coeur D'Alene ID 83814**

I need assistance in locating the manuals and schematics for the SBE model 34 SSB transceiver and the EMC model 213 tube tester. I will reimburse any expenses.

**Jim Seeber
708 Avenue I
Matamoras PA 18336**

I am looking for information on software for using the VIC-20 on RTTY and CW. In addition, I would like to know if there is a VIC-20 net or if anyone would be interested in starting one. Just send your suggested time and frequency to me.

**Dave Land KD5FX
2512 Bonnie
Ponca City OK 74601**

I am interested in receiving the Space-Shuttle communications on 296.8 MHz with a JIL SX-200 AM-FM programmable scanner. Anyone knowing where I can purchase a converter system, please contact me.

**Larry Powell
111 Trailview Dr.
Terrell TX 75106**

I want to locate the schematic for a Western Electric #2565 HK 3-73 telephone with five incoming lines. I am reassembling the phone with a Western Electric 35AF3A 3-73 pad and a Western Electric 425 terminal block. The telephone will dial out, but it does not ring properly and the feedback monitoring system is dead.

**H. Lee Hancock, Jr. W4NXC
301 Forest Hills Blvd.
Naples FL 33942**

I need the manuals, either originals or copies, for the Hallicrafters model SX-146 receiver and the companion model HT-46 transmitter. I will gladly pay the costs.

**James Hogarth
421 Gruber Rd.
Harleysville PA 19438**

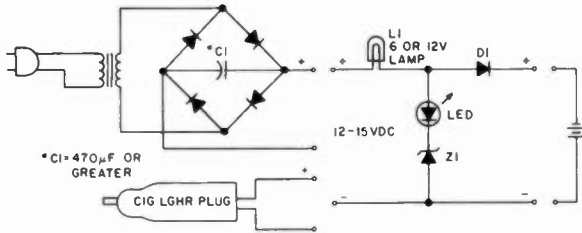
I am looking for the operation and maintenance manual for a Tektronics type L high-gain, fast-rise-time plug-in for a model 545 oscilloscope. I will copy the manual and return it.

**Bruce Rahn WB9ANO
410 Coronado Trail
Enon OH 45323**

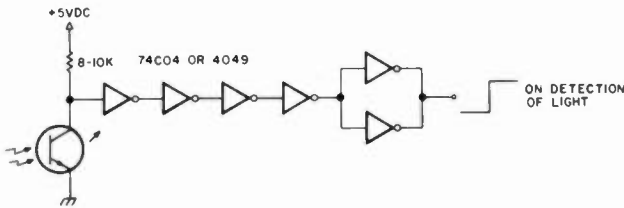
CIRCUITS

Do you have a technique, modification, or easy-to-duplicate circuit that your fellow readers might be interested in? If so, send us a concise description of it (under two pages, double-spaced) and include a clear diagram or schematic if needed.

In exchange for these technical gems, 73 offers you the choice of a book from the Radio Bookshop, to be sent upon publication. Submit your idea (and book choice) to: Circuits, Editorial Offices, 73 Magazine, Peterborough NH 03458. Submissions not selected for publication will be returned if an SASE is enclosed.

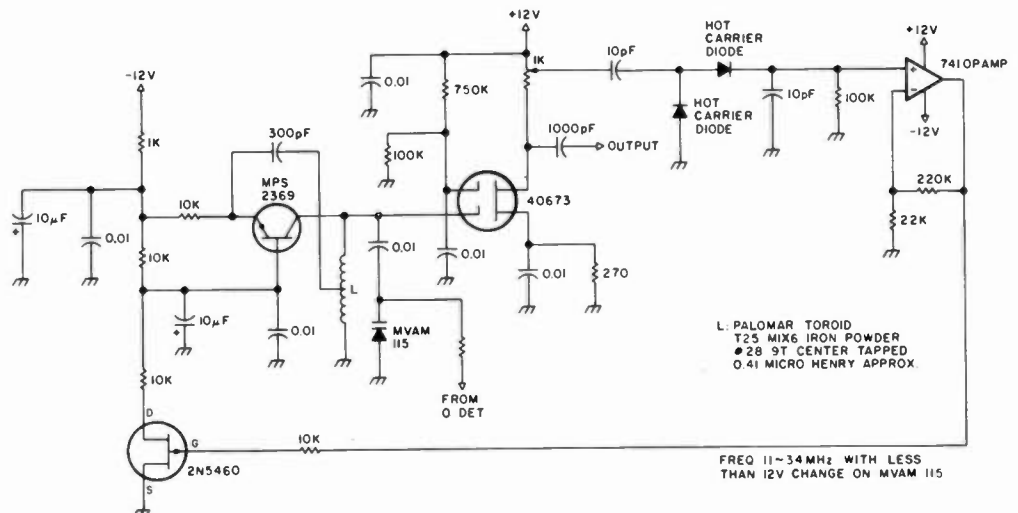


NICAD CHARGER WITH CURRENT AND VOLTAGE LIMITING: Lamp L1 will glow brightly and the LED will be out when the battery is low and being charged, but the LED will be bright and the light bulb dim when the battery is almost ready. L1 should be a light bulb rated for the current you want (usually the battery capacity divided by 10). Diode D1 should be at least 1 A, and Z1 is a 1-W zener diode with a voltage determined by the full-charge battery voltage minus 1.5 V. After the battery is fully charged, the circuit will float it at about battery capacity divided by 100 mA. —Dave Land KD5FX, Ponca City OK.

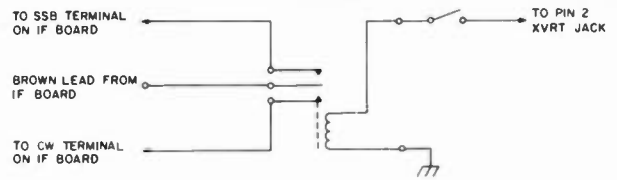


FAST AND RELIABLE PHOTODETECTOR: Using only 3 components, this circuit yields very reliable operation. Gates have been chained together for rapid action and wired in parallel for increased output current. Analog output can be obtained from either the collector of the phototransistor or the output of the first gate. A pot can be substituted for the resistor to adjust the circuit's sensitivity. —Terry Fletcher WA0ITP, Ottumwa IA.

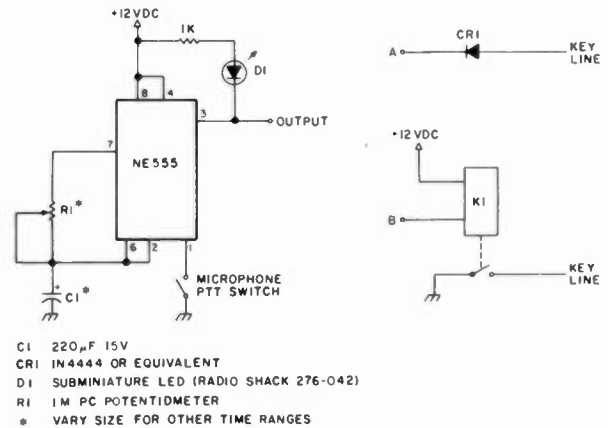
CRYSTAL OSCILLATOR REPLACEMENT FOR THE COLLINS R390A: This circuit, when used in conjunction with a divider and phase detector which are not shown, will replace the first and second crystal oscillators in the R390A. The varicap diode is a nonlinear device, so oscillation amplitude should be kept as low as possible. The oscillator is a common-base circuit providing maximum output impedance, and the 300-pF coupling capacitor feeds a clean waveshape to the emitter. A 1k trimpot is used to set the desired amplitude. —Eiichi Takarada, Rockford IL.



L. PALOMAR TOROID
T25 MIX6 IRON POWDER
#29 9T CENTER TAPPED
0.41 MICRO HENRY APPROX.
FREQ 11~34MHz WITH LESS
THAN 12V CHANGE ON MVAM 115



SIMPLE SWITCHABLE CW SELECTIVITY FOR THE KENWOOD TS-520S: Open the case of the transceiver and remove all the knobs and dial face plate. Unsolder the five wires from the RIT control. Remove the RIT control. Mount a 0-5000-Ohm potentiometer with a push-pull switch in the hole where you removed the RIT control. Solder a six-inch length of hookup wire to each of the switch terminals on the new control. Connect the five wires to the new control (these are yellow, blue, orange, orange, and orange). Ground one of the switch wires to chassis. Connect the other switch wire to the relay's coil terminal. Connect the other relay terminal to the transverter output jack to obtain the 14 V dc for the relay. Disconnect the brown SSB i-f lead and attach it to the switching contact on the relay. Connect the normally-open relay to the CW terminal on the i-f board. Connect the normally-closed relay contact to the SSB terminal on the i-f board. Reassemble the rig. Calibrate the CW selectivity to a zero-beat obtained on WWV. —Harry A. Ober WB6CGZ, Canyon Country CA.



SIMPLE MICROPHONE TIMER: To avoid accidentally timing out a repeater, install this 555-based timer circuit in your microphone. R1 can be either fixed or variable. A one-megohm resistor and a 100-µF capacitor provide a one-minute, forty-second cycle. The second circuit shown will provide a higher keyline output. The subminiature LED will be visible when mounted into a hole drilled into the microphone. To save space, the circuit can be built directly on the pins of the 555. The circuit will light the LED when the transmitter is keyed, and the LED will go out and the transmitter unkey when the timing cycle is completed. —John S. Wilcox KA4DZY, Millington TN.

NEW PRODUCTS

HAND-HELD COUNTER-TIMER

Global Specialties Corporation announces the new Model 5000 Counter-Timer. It is the first portable, hand-held instrument of its kind. The 5000 combines all of the important features and performance capabilities of a bench-top unit with the convenience of a fully portable, battery-operated instrument. The 5000 measures 7.6" x 3.75" x 1.7" and weighs in at 14 oz. (without batteries).

As for performance, the 5000 is designed to measure frequency, period, and pulse width with extreme accuracy and exceptional reliability. It features full signal conditioning including: attenuator ($\times 1$, $\times 10$, $\times 100$), slope selection (+ or - edge for pulse-width measurement), ac or dc coupling, and variable trigger level.

A high-contrast .43-inch LCD display offers 8-digit precision for fast and accurate readings. LCD annunciators indicate overflow, gate-open, and low-battery conditions. With a simple flick of a switch, the display-storage mode will maintain the last reading in the display indefinitely.

The 5000 features a unique automatic master reset logic. This time-saving reset function instantly clears the display and initiates a new measurement cycle eliminating erroneous partial measurement.

A self-diagnostic function performs analysis of internal logic and provides instant assurance of accurate operation.

The 5000 Counter-Timer has 3 modes of operation: frequency, period, and pulse width. Signal input is via BNC connector—input impedance is 1 megohm @ 25 pF for all modes. In the frequency mode, the 5000 can handle inputs from 0.1 Hz to 50 MHz. Gate times of .01, 0.1, 1.0, or 10 seconds can be selected. Frequency will be displayed in kilohertz on the easy-to-read LCD screen.

The 5000 will measure any periods from 25 ns to 10 seconds and deliver a single cycle measurement or an average of 10, 100, or 1000 cycles. Time will be displayed in μ s. Pulse-width measurement from 25 ns to 10 seconds can be made. Either the high or low portion of the input signal can be selected.



The 5000 Counter-Timer from Global Specialties.

All of the controls on the 5000 Counter-Timer are convenient slide switches and are front panel mounted. These include: Trigger Level, Gate Time/Cycles Averaged, Mode, Power (On/Test/Off), Display (Normal/Hold), Polarity (+ to - or - to + edge selection in pulse-width mode), Coupling, and Attenuation.

The 5000 is powered by 6 AA nicad or alkaline batteries or an optional ac adapter/charger. Optional accessories for the 5000 include a 120-V-ac adapter/charger (MMAC-2), a 220-V-ac charger/adapter (MMAC-3), an automobile cigarette lighter adapter, a 24" BNC input cable terminated with color-coded quick hooks, an antenna, and a rugged carrying case.

For additional information, contact Global Specialties Corporation, 70 Fulton Terrace, New Haven CT 06509-1942; (800)-243-6077.

MOSCOW MUFFLERTM WOODPECKER NOISE BLANKER

The AEA model WB-1 Moscow Muffler Woodpecker Blanker represents the latest of many AEA breakthroughs. This blanker is the first to offer effective blanking of the Russian Woodpecker signal with no modifications to the receiver required.

The WB-1 is designed to be connected in the antenna feedline between the antenna and the receiver. The WB-1 effectively blanks the interfering pulses before they have been stretched out by receiver tuned circuits, thereby causing the least amount of distortion possible.

Because the WB-1 is a synchronous blanker, it simply does not overload from strong adjacent channel signals. The overload condition is a significant problem with all HF blankers, making the Moscow Muffler the most effective Woodpecker blanker under most band conditions.

In addition to the superior blanking features, the WB-1 offers an effective low-noise broadbanded 6-dB rf preamp with +13-dBm intercept point. The preamplifier may be switched in or out whether or not the WB-1 is in the blanking mode.

The WB-1 Moscow Muffler Blanker is available in a transceiver version (model WB-1C) which features a carrier-operated relay (COR) for automatic transfer from receive to transmit. A COR ADJ control is provided for adjusting the relay dropout delay in switching from transmit to receive.



The Model 340 Thin-CoderTM from CES.



AEA's Moscow MufflerTM Woodpecker noise blanker.

The WB-1 features a pulse blanking width control for reducing the blanking width to the minimum width necessary to achieve maximum blanking. The minimum blanking width will assure the minimum signal distortion that must result from placing holes in the received signal.

Blanking of both 10- and 16-Hz Woodpecker modes is achieved with the WB-1. At the time this brochure is being written, most Woodpecker transmissions are made with a 10-Hz pulse repetition rate.

The WB-1 is simple to operate and the most effective blanker of Russian Woodpecker signals that we have been able to test, including the most popular blankers built into modern transceivers. The WB-1 will typically display 45 to 50 dB of Woodpecker signal attenuation with no overload from strong adjacent channel signals.

The WB-1 comes with a 90-day limited warranty and is backed by the same AEA customer service that has earned AEA a prominent position in the amateur radio market. For more information, contact Advanced Electronic Applications, Inc., PO Box C-2160, Lynnwood WA 98036; (206)-775-7373. Reader Service number 476.

THIN-CODERTM

The Thin-Coder, the smallest manual tone dialer made, is now being introduced by CES.

CES president Ron Hankins states, "The Model 340 Thin-Coder is truly a pocket-sized encoder. You don't need bulky cases or pouches to carry it with you."

The Model 340 measures 2-1/2" by 3-1/8" by only 3/4" deep and effectively dials the user into private networks, computer access, or dimension systems. Its rugged white case features a brown faceplate and white digit blocks. A convenient normal/high switch allows flexible volume control. Up to 10,000 long-distance calls are possible with the Thin-Coder's long-life 9-volt battery. CES encoders utilize single-contact tactile keyboards for extra reliability.

Communications Electronics Specialties is a leader in the design and manufacture of quality encoder, microphone, Interconnect, and other specialized equipment for communications markets worldwide. For complete information on the Thin-Coder Model 340 Encoder and other CES products, contact Ron Hankins, CES Inc., PO Box 507, Winter Park FL 32790; (305)-645-0474. Reader Service number 484.

SIMPSON 470 CALCULATOR-STYLE DMM

Simpson Electric Company has introduced a brand-new calculator-style DMM, the 470... a high performance DMM with

features that are usually found only on more expensive units. 25 ranges are provided, including 1000 volts dc, 750 volts ac, and 10 Amps ac/dc. All voltage and resistance ranges are protected against transients up to 6 kV at 100 microseconds.

Convenient recessed human-engineered thumbwheel knobs control ranges and functions. An audible tone on the 2000-Ohm range provides fast checks for shorts and continuity. A diode test provides quick, good-bad checks of semiconductor junctions.

The easy-to-read, high-contrast, 3-1/2-digit, 7-segment LCD display also features a low-battery indicator—battery life is about a year's average use.

The instrument is manufactured by Simpson in the USA and carries Simpson's 1-year warranty. The high-impact, sealed case is 1.8" x 3.4" x 7.1". A two-way fold-out stand provides for convenient bench-top use or for hanging in an upright position. The 470 weighs less than 1 lb.


The 470 is supplied complete with UL-recognized, color-coded test leads with screw-on alligator clips, 9-V battery, and instruction manual. Optional accessories include Simpson's Amp-Clamp ac current adapter, as well as temperature, rf, and high-voltage probes, and the recently announced test-lead systems.

"The 470 and other calculator-style instruments will join the growing family of Simpson-UL-listed DMMs," announced Simpson's sales director, Mel Buehring. "They will be available from leading electrical/electronics distributors worldwide."

For further information, contact Simpson, Katy Industries, Inc., Electrical Equipment and Products Group, 853 Dundee Avenue, Elgin IL 60120; (312)-697-2260. Reader Service number 483.



The Simpson 470 calculator-style DMM.



Non-Linear Systems' PF-5 frequency counter.

NEW FREQUENCY COUNTERS

Non-Linear Systems, Inc., recently announced two new digital-panel frequency counters capable of counting up to 10 MHz. Designated the PF-4 and PF-5 respectively, the new counters are packaged in miniature cases measuring only 1 5/16 x 2 1/2 x 3 1/2 inches and provide four selectable timebases: 0.01, 0.1, 1, and 10 seconds. The decimal point may be externally selected and the display may be blanked, dimmed, or tested externally.

The PF-4 is a four-digit display, while the PF-5 is a five-digit display. Internal signal-conditioning circuitry permits input signals having slow rise and fall times to be accommodated without difficulty, and both ac-coupled or dc-coupled inputs are accepted.

Input impedance is 75 kilohms and input signal amplitude may be +3 to +30 volts peak-to-peak. The instruments may be field-modified to accept up to 700 volts peak-to-peak. The units operate from an external 5-volt-dc supply.

For additional information, contact Non-Linear Systems, Inc., PO Box N, Del Mar CA 92014. Reader Service number 485.

SOLAR PHOTOVOLTAIC BATTERY CHARGER

The Phaeton II photovoltaic battery charger manufactured by International Solar Products Corporation of Durham, North Carolina, is being called "the most revolutionary development in rechargeable

technology since the rechargeable battery." The unit produces 4.8 volts of direct-current power at 240 milliamperes in peak sunlight. Four AA cells, two C cells, and two D cells can be charged with the unit. Batteries are fully recharged in 14 to 16 hours of sunshine.

Phaeton II measures 6" x 7" and weighs less than two pounds. It is constructed with space-age materials—annealed gold or silver frame, heavy-duty aluminum battery cradles, and the same silicone covering used to protect the solar cells on orbiting communication satellites. The unit contains no plastic parts.

According to the manufacturer, the average consumer could spend as much as \$100 per year on throwaway batteries to power the portable radios, tape recorders, toys, games, flashlights, cameras, and other electronic appliances found in many homes today.

For additional information, contact International Solar Products Corporation, 1105 W. Chapel Hill St., Durham NC 27701; (919) 489-6224. Reader Service number 478.

HIGH-RESOLUTION SSTV CONVERTER

Microcraft Corporation has announced the new Videoscans-1000, a high-resolution SSTV converter. Although the converter is compatible with amateur standard and first-generation SSTV equipment, the Videoscans-1000 also has two high-resolu-



Microcraft's Videoscans-1000 high-resolution SSTV converter.

tion modes producing 256-line pictures with 256 pixels per line.

The converter's pixels are quantized to 64 levels of gray, and it features a built-in gray-scale pattern to use in setting controls as well as three scan rates for optimum versatility.

With the Videoscans-1000's split-screen mode, four SSTV pictures may be viewed at one time, and the built-in memory can hold one frame of video from the camera or other sources. Your call sign may also be programmed into memory.

The converter takes care of all switching between the transmitter, microphone, and tape recorder. The only additional equipment necessary for operation is a camera and a monitor.

For additional information, contact Microcraft Corporation, PO Box 513, Thiensville WI 53092; (414) 241-8144. Reader Service number 481.

SELF-RESET POWER-LINE INTERRUPTER

Electronic Specialists expands its AC Power-Line Interrupter series to include automatic reset models. Should ac line voltage be disrupted or exceed preset safety limits, the Power Interrupter disconnects ac power from controlled apparatus. A 4-minute time delay, followed by automatic self-reset, helps avoid wide voltage fluctuations associated with power-line malfunctions. An optional line voltage monitor is available.

Intended for installations operating unattended for long periods, the Self-reset Power Interrupter provides safety and protection for equipment and personnel.

Connecting to the ac line with a standard 3-prong plug, the Self-reset Power Inter-

rupter can accommodate a 15-Amp resistive load or a 10-Amp inductive load.

For further information, contact Electronic Specialists, Inc., 171 South Main Street, PO Box 389, Natick MA 01760; (617) 655-1532. Reader Service number 477.

RTTY SOFTWARE

John Yurek K3PGP has introduced a line of TRS-80 programs for use in the ham shack.

CW runs on 4K Level I or Level II and turns the stock machine into a CW keyboard and receive terminal. The hardware interface for the program consists of a transformer and a transistor, both available from local Radio Shack stores. The program features a FIFO buffer and 8 regular buffers.

CW creates a split-screen display, allowing you to fill the buffer with a return message before you transmit. Speeds are adjustable from the keyboard, and text editing is provided for error correction.


RY turns a TRS-80 stock machine into a 5-level (Baudot) teletype machine. This program also includes a FIFO buffer and a split-screen display. It will operate at all legal amateur speeds, and T/R switching is controlled automatically.

Both programs use the audio output of the cassette port to key the transmitter, without using the cassette relay.


For \$1, which is refundable with your first order, a catalog may be ordered from John Yurek K3PGP, RD #6, Box 413, Irwin PA 15642. Reader Service number 482.

WIDEBAND ANTENNA PREAMPLIFIER


Grove Enterprises, prominent manufacturer of accessories for scanner and short-



The Phaeton II photovoltaic battery charger manufactured by International Solar Products Corporation.



Self-reset Power Line Interrupter from Electronic Specialists, Inc.



The PRE-1 Signal Amp preamplifier from Grove Enterprises.

wave reception, has just announced its PRE-1 Signal Amp masthead preamplifier. Designed to provide high-gain, low-noise amplification for received VHF and UHF signals, the PRE-1 boasts a mid-band gain of at least 15 dB with a noise figure of only 1.8 dB.

The Signal Amp consists of a lightweight antenna-mounted preamplifier module and an indoor control unit. Switch-selectable high and low gain allows the user to customize his signal-enhancing needs.

Guaranteed to outperform competitive indoor preamplifiers, the PRE-1 Signal Amp



Microwave Filter Company's 3923-T TVRO filter.

comes with all necessary hardware, connectors, and instructions. For additional information, contact Grove Enterprises, 140 Dog Branch Road, Brassstown NC 28902; (704)-837-2216.

TUNABLE TVRO FILTER

Microwave Filter Company's new 3923-T bandpass filter tunes to any of the 24 TVRO transponders by means of three calibrated dials.

When tuned to a particular transponder, the 3-dB bandwidth is 40 MHz with less than 1.5 dB loss. Selectivity is 30 dB at ± 76 MHz. The new filter features type-N connectors and passes dc power. Delivery can be made in ten days from date of order, and the 3923-T filter comes with specification sheet and tuning instructions.

For more information contact Emily Bostick, Microwave Filter Company, Inc., 6743 Kinne Street, East Syracuse NY 13057. Reader Service number 479.

REVIEW

FACSIMILE WEATHER-CHART RECORDER BY ALDEN ELECTRONICS

Remember the old adage, "Everyone talks about the weather, but nobody does anything about it"? Well, that's not quite true—if it ever was—and Alden Electronics of Westborough, Massachusetts, is surely proof that somebody really does do something about the weather. They have introduced a facsimile weather-chart-recorder kit for the home hobbyist and ham.

Specifically, Alden Electronics is one of the world's largest manufacturers of radio-facsimile receiving and recording equipment... equipment that prints charts of significant weather information from around the globe, gathered by weather stations and rebroadcast in coded form for use by ships, aircraft, scientific expeditions, military and oceanographic groups, and many other stations.

The world depends upon radiofacsimile weather charts and satellite photographs for up-to-date information about storms, icebergs, significant changes in weather patterns, and other vital data needed by virtually everyone who lives, works, and travels in an interdependent world. Merchant mariners, naval officers, fishermen, and small boatmen make critical decisions based on local weather and ocean conditions. Air force officers, pilots, commercial airlines, airport operators, and others make critical decisions based on weather and atmospheric conditions. Modern radiofacsimile and satellite technology is now able to bring timely and accurate weather information to these users on a worldwide basis. Correct interpretation of the information inevitably leads to increased safety, improved efficiency, and even competitive advantage.

It has been said that a picture is worth a thousand words, and so it seems to be with weather information whose presen-

tation in chart or picture form is so much more meaningful to the end user than information represented merely by strings of coded symbols, numbers, and letters. The location of major weather systems, storm fronts, areas of violent oceanic or atmospheric activity, and similar information can be seen and understood quickly on a weather map or from a satellite photograph. Therefore, if your own personal situation or livelihood depends on or is associated in any way with weather-related phenomena, you are certainly a candidate for Alden's goods and services.

The Alden weather-chart recorder prints weather charts and satellite pictures from radiofacsimile signals transmitted by a network of government-owned and -operated stations located around the globe.

The recorder requires an external receiver. It features solid-state circuitry and

a simple electromechanical design to ensure long, trouble-free operation.

The Alden weather-chart recorder uses electrically-sensitive paper packaged in handy, disposable cassettes, the 11"-wide paper requires no threading... and replacement involves the mere insertion of another cassette. The printing process is quiet and free from smoke, odors, and fumes. No venting is required, and the compact size and light weight permit a variety of desktop or wall-mounting arrangements.

Background and Amateur Applications

Many hams have their own home weather stations which record or display temperature, pressure, and wind velocity... and weather is usually a part of the conversation between two hams. It's good fun to tell the other station just how bad (or how good) your weather is, compared with that in his own area. Historically, however, facsimile has been used for the transmission of other information—maps, schematic diagrams, drawings, photographs, and other images.

Radio amateurs have often built their own fax transmitting and receiving equipment, and many have converted surplus

military or commercial units to this purpose.

There are several systems of encoding and decoding fax information for its broadcast and reception, all of which work satisfactorily. None need be discussed here, because the information is available in a variety of references on the subject.

Some hams have received the radiofacsimile weather information direct from the satellites that broadcast it, while others prefer to use the information rebroadcast on the HF bands by weatherfax stations.

In one sense, fax is like RTTY, amateur television, or similar modes of communication... it is enjoyed by small, select groups of hams who prefer the challenge and fun of doing something slightly different. For a long period of time, hams built their own TUs for RTTY reception and converted old Model 15s or Model 19s to amateur use. Then, with the revolution in solid-state electronics and computers, home-made apparatus gave way to commercially-available units of advanced design and infinitely increased capability.

It appears that radiofacsimile is now on that threshold of development at which commercially-available units have made home-built or converted surplus units a thing of the past.

Alden's Weather-Chart Recorder

Our staff received two units for test... one ready-to-go, and the other a kit. Each was accompanied by an amply illustrated and detailed manual which told how to connect the unit to the receiver, and how to tune and adjust it for best reception and printing. The kit unit had, in addition, a construction manual which included pictorial as well as schematic diagrams, plus detailed step-by-step instructions for the mechanical and electrical assembly.

The Kit

The kit arrived packed in a large box divided into twelve or so internal compartments, each partitioned from its neighbor by corrugated paper barriers. Each compartment was numbered and contained a correspondingly-numbered plastic envelope of parts wrapped in protective packing material. The manual calls out the contents

WEATHER-CHART-RECORDER KIT MODEL 9321 SPECIFICATIONS

Recording rate: 120 spm (scans per minute).
 Index of cooperation: IOC 576 CCIR, 169 lines per inch.
 Control signals: Automatic start, stop, frame; manual start and frame.
 Start: Signal shifting between 1500 Hz and 2300 Hz at a 300-Hz rate for 5 seconds.
 Frame: A 1500-Hz signal interrupted by a short burst of 2300 Hz each scan line.
 Duration—20 to 30 seconds immediately following start signal.
 Stop: Signal shifting between 1500 Hz and 2300 Hz at a 450-Hz rate for 5 seconds.
 Circuitry: Solid state.
 Input Impedance: 600 Ohms balanced.
 Input frequencies: FSK-1500 Hz black, 2300 Hz white.
 Scanning electrode: Stylus belt.
 Recording paper: Aifax electrosensitive paper in throw-away cassettes with built-in printing electrode. Each cassette contains 35 feet of 11-inch-wide paper.
 Input voltage: 115 V ac $\pm 10\%$, 50/60 Hz.
 Maximum power: Standby mode: 10 Watts; operating mode: 30 Watts.
 Net weight: 10.1 pounds.
 Dimensions: 3-5/8" H, 17-1/16" W, 10-1/2" D.

of each compartment and invites the kit builder to identify, check off, and repack each component ready for use.

Everything you will need, including solder, is included. Most of the more difficult assemblies have been prefabricated and subassembled so that you won't have any trouble with difficult or critical components. You assemble the mechanical parts first, according to a logical step-by-step procedure. Then, you solder the pre-cut wires to length and solder them to the subassemblies. Finally, you interconnect the wires, harnessing them as you go.

All critical construction, board-stuffing, testing, and adjusting has been done for you, meaning that your task will be pleasant, simple, and straightforward.

Two of us started construction on Friday evening, each helping the other with the work of selecting and positioning parts, fastening them in place, connecting them, and checking them off in the manual. The work goes fast, and there is nothing to be done that could not be handled by even a beginner.

Saturday evening saw all but final assembly and checkout... which took place on Sunday morning. We logged 24 man-hours (12 hours total time) on assembly and test.

Preliminary checkout and test before hookup to radio receiver is done with a multimeter and consists of measuring some resistances, voltages, and continuity. Again, each step of the way is detailed in such a way that the procedure is fail-safe. There is no such thing as a smoke test.

Operation

Alden thoughtfully included a worldwide marine radiofacsimile schedule in which you will find a list of stations around the world which broadcast the radiofacsimile signals. We tuned our all-band, general-coverage Icom R70 receiver to the Halifax, Nova Scotia, and Norfolk, Virginia, stations whose signals came roaring in on their assigned frequencies.

Also included is a *Facsimile Products Guide*, which is an aid for interpreting HF radiofacsimile charts transmitted from the US Naval Eastern Oceanography Center in Norfolk VA. The guide is reproduced with permission of the US Naval Eastern Oceanography Center, whose personnel originally prepared it. You will find information covering broadcast frequencies and schedules. Each chart is illustrated and described in detail, covering atmosphere analysis, atmosphere prognoses, oceanographic analysis, and oceanographic prognoses. The charts are typical of what is transmitted worldwide. Using this information, you can tune in to the exact information you want or need, and immediately start receiving pictures and charts.

There are only two connections for you to make with the finished weather-chart recorder. One is to plug it into the house mains—115 V ac. The next is to connect the terminals on the back of the recorder to the audio output of your receiver and to ground, respectively. Although the instructions called for 600-ohm output, we were able to receive perfectly satisfactory charts using the 3.2-ohm receiver output. Later, we built a little impedance step-up device that transformed the R70's output to approximately 500 Ohms for a better match to the unit, although this was not considered necessary.

After connection, and before turning the unit on, you make sure that the paper cassette is properly installed and the cover of the unit (which has a safety interlock) is snapped into place over the paper cassette.

As you tune in the USB audio-frequency-shift signals on your receiver, you will notice two little LEDs on the top of the re-

ceiver blinking red and green. The green LED represents the white image, and the red LED represents the black image on the paper. We found that the receiver's RIT (incremental tuning) control helped adjust to the exact frequencies needed after the main tuning dial was locked on to the frequency. Proper adjustment is thoroughly covered in the manual.

The next step is to depress the start switch, which begins the drum rotation and the stylus scanning. If the broadcast is already in progress, you will need to press the frame button to center the map on the paper. The weather-chart recorder is set to receive broadcasts at 120 lines (scans) per minute, which is the standard for most stations you will tune.

After a few minutes, you'll see the paper coming out of the recorder with a map or picture on it. Then, it's just a matter of waiting until the map or chart is complete before you tear the paper (or cut it) to separate the completed picture.

A very nice feature of the recorder is its auto-start and auto-stop function, which allows you to leave the unit in operational condition, but silent, until a broadcast of live material begins. The broadcast itself will issue start and framing pulses which will activate your recorder and properly frame the picture.

After a transmission, a stop pulse will be transmitted, stopping the machine and placing it in the standby mode, ready for another chart.

It was fun to see the satellite picture taken over the North Atlantic just a few hours before, showing the cloud cover (what else?) over the New England area. Much of the United States is covered, as well as most of the North Atlantic ocean. You can see the Caribbean Islands, some of Central America, and parts of Greenland and Iceland.

The weather charts containing pressure isobars, temperature and wind-velocity data, and much more require some study to understand. You'll be fascinated at all the things you can discover with your recorder. For example, if you have a directional antenna, you can tune in the weather facsimile broadcast stations in England, France, Russia, Germany, the Pacific, Australia, Japan, etc., etc. These will give you charts and maps, as well as possible satellite pictures from their own parts of the world. You could even tell that DX station what his own weather is like, if you wanted to!

One of the better books available from Alden is *A Mariner's Guide to Radiofacsimile Weather Charts* which, in its 127 pages of text, charts, and photographs authored by Dr. Joseph Bishop, presents the best understanding of the earth's atmospheric and oceanic processes I have ever read. It is simple, lucid, and interesting. Even for someone who has no formal education in weather interpretation or analysis, the book is easily read and understood. By all means, be sure to order this book.

I must say that Alden has opened my eyes to an unexpected and pleasant facet of radio that I had never before experienced, in spite of my 32 years of hamming. Radiofacsimile reception is fun, it's fascinating, and—believe it or not—it kept me off the ham bands for two weeks while I explored the intricacies of the world's weather...through the weather-chart recorder.

You should avail yourself of the small (approximately 17" x 10" x 4") and lightweight (about 10 pounds) Alden weather-chart recorder (\$995) and experience a new thrill in radio. It's guaranteed to be fun and educational.

For further information, contact Alden Electronics, Washington Street, West-



Alden's weather-chart recorder.

borough MA 01581. Reader Service number 488.

Jim Gray W1XU
73 Staff

Gene Smarte WB6TOV
Hancock NH

THE ICOM R70

The Icom R70 is a general-coverage communications receiver covering a frequency range of 100 kHz to 30 MHz. Newly introduced to the market, it made me anxious to review it and share my impressions.

As with most hams, I could not resist the urge to unpack the radio and begin using it immediately without, of course, reading the instruction manual. It is because of this ease of use that I have such good things to say about it.

The IC-R70 has a front panel that is both uncluttered and functional. All controls are clearly marked, and after studying it for a few minutes I became aware of the radio's versatility. Bringing it to life was extremely easy, with just two connections, power cable and antenna. The 117/235-V-ac input is standard, with optional 13.8 V dc available. It is also internally modifiable to 100/200/220 V ac. The built-in speaker eliminated hunting around the shack for the phones or that bullet-riddled speaker that usually turns up.

The receiver is a quad conversion unit with its first i-f at 70.4515 MHz. The second i-f is at 9.0115 MHz. Without an antenna, I tuned across about all of its range, observing the birds. The few I found at expected places were, however,

far below the level of signals present with the antenna connected.

All of the initial testing took place on the ham bands using my triband beam. Twenty meters provided the kind of signals I was looking for, especially at the lower portion of the phone band. The R70 features a Pass-Band-Tuning (PBT) system allowing you to narrow the width of frequencies passing through the crystal filter. The passband can be moved up to 500 Hz from the upper or lower side in SSB mode (2.7 kHz in the AM mode). With the control in the OFF position, the passband is 2.3 kHz wide in SSB mode and 6 kHz in the AM mode. Using this control, I was able to hear stations that could not be received by using the notch control alone. No information was published as to the shift and depth of the notch filter, but it seems as effective as any other I've used.

While the PBT system took some getting used to, the frequency and mode selection did not. The radio has three selectable-tuning rates, 1 kHz, 100 Hz, and 10 Hz. These controls are located to the right of the tuning knob and, with a little practice, I could quickly zero in on the desired frequency. The one thing that did get a little confusing was the fact that the frequency does not roll over. Increasing from, say, 7.999.9 kHz returned you to 7.000.0 and not on to 8.000.0 kHz. This, however, turned out to be a time-saver when tuning from high to low ends of a band or vice versa. A LOCK push-button also is provided to disable the tuning knob, preventing accidental changes in frequency.

To the left of the tuning knob are three controls marked BAND UP, DOWN, and



Icom's R70 receiver.

HAM/GENERAL. These are used to increment or decrement the most significant digit of the frequency display when in the general-coverage mode. When in the ham coverage mode, these controls step you through 160m, 80m, 40m, etc., skipping all of the frequencies in between. It does stop at the new 10-, 18-, and 15-MHz bands, also.

Other front-panel controls include CW (wide and narrow—500 Hz), SSB, RTTY, AM, and FM (with the optional module). There is a separate FUNCTION push-button designed to select the sideband opposite the one you are in and select the narrow CW filter. The receiver automatically chooses upper or lower sideband depending on whether the frequency is above or below 9 MHz. A SQUELCH control also is provided, obviously getting used more for the FM mode than any other. It did work very well in SSB mode, however, but only on strong stations. Its action was dependent on the agc timing, and in the slow setting took quite a while to open (or close). I cannot see any real need for it except in the FM mode.

The frequency-display panel includes a 7-digit readout with 100-Hz resolution; it displays which mode and vfo is in use. There are two vfo's that can be loaded with the current frequency information and called independently of each other. An RIT control is provided to shift the received frequency ± 800 Hz from the displayed frequency. No indication is given on the display except for a status LED showing that the control is in use. A useful feature is the fact that the RIT control is automatically disabled once the main tuning knob is moved. It can be re-enabled anytime by depressing the push-button. This assures you that you are receiving the displayed frequency.

A built-in preamplifier and attenuator is switch-selectable from the front panel. Claimed attenuation is 20 dB, with no mention of the amount of preamplification. Judging from the S-meter indication, it seems to be in the order of 6 dB. An agc selector permits a timing of fast or slow, or OFF. This I found more than adequate for all types of communications using the fixed rates. A switchable noise blander proved very effective in both the available narrow or wide settings. It also seemed very effective with woodpecker-type noise. No decrease in signal levels was perceived with the noise blander switched in.

The built-in speaker provided good-quality reproduction of all types of signals. In the AM mode, SW broadcast stations were very enjoyable to listen to without the high-pitched sound that one might expect from such a small speaker. In any event, an external speaker jack is provided should you wish to use it, as well as a recorder output jack. The latter outputs an audio level independent of the volume-control setting.

Although advertised as a general-coverage communications receiver, rear-panel connectors are provided to allow easy use of the unit with a transmitter or transceiver. The IC-R70 has a mute input allowing it to be quieted during transmit. Transmitted signals can be heard in the receiver, however, by using its monitor function. The volume of the monitored signal can be adjusted with the front-panel control.

The rear-panel accessory socket can also be used to control VHF and UHF converters. The switching arrangement is covered in sufficient detail in the manual. Also available on the accessory socket is an output from the receiver's detector stage. This output is at a fixed level regardless of the volume or gain settings. It is intended to be used to drive a RTTY terminal unit. Other rear-panel connectors include a scope output from the first I-F

(70.4515 MHz). This would be useful for using a panoramic-type display.

Rear-panel antenna connectors are of both the PL-259 type and spring-clip type. The former is intended for approximately 160 meters and up, while the single-wire input is intended for the AM broadcast band below. The coaxial connector is designed for a 50-ohm-impedance antenna system, and no specifications are given for the long-wire connector. No provisions are made for antenna matching, leaving it entirely up to the user to determine optimum performance.

My final comments deal with the instruction manual and schematics. As one who likes to maintain his own equipment, I found the documentation included totally lacking in content. The manual is an excellent operating instruction manual, but very little information is given on circuit description, troubleshooting, and general maintenance. The schematics are of the type showing detail of individual circuits, but interconnections are vague.

In summary, I would consider this receiver an excellent value. Its performance would make it suitable for the beginning ham, as a standby receiver for the shack, or to fill the void between hamming and casual listening. Its usefulness for Field Day or emergency communications cannot be overlooked. Also, I don't think the new or seasoned SWL could find fault with its performance—again making it a worthwhile addition to the shack. My wife, on the other hand, did not like the radio; that was after I told her that I would like to have one.

For further information, contact *Icom America, Inc.*, 2112 116th Ave. NE, Bellevue WA 98004; (206)-454-8155.

Walt Lewandowski WA2VSN
Spofford NH

CK-2 MEMORY KEYS

Keys and keyers, like tools, are interfaces between a worker and his work. The right tools make the job easier—even pleasant. Sometimes, when the work is pleasant and the craftsman is in a proper frame of mind and the tools are of superb quality, the tools become an extension of the craftsman—seeming to have no independent existence—and the finished product becomes a work of art.

In case you wonder what all this has to do with a product review, let's go back to the beginning and talk about keys and keyers.

Each CW operator prefers a certain type of key, and within that type exists an almost infinite variety of examples. Dozens of varieties of hand keys are in daily use, and the same holds true for semiautomatic mechanical keyers, electronic keyers, iambic keyers, and memory keyers. Each has its own group of devoted adherents—operators who swear by a particular kind or make and wouldn't have any other.

Memory keyers recently have come into greater use and acceptance than ever before, particularly by contest operators, for very good reasons. Electronic memory keyers not only have the capability of forming nearly perfect Morse characters into ideally spaced and "weighted" letters, words, and sentences, but they also have the ability to store words and sentences for later transmission, merely by pushing a button or touching a keypad. In typical contest work, the same message or exchange is sent over and over again, meaning that repeated retransmission of such a message from memory is both practical and necessary if high contest scores are to be obtained. Non-contesters also have found that a CQ message is

practical, and even the simplest memory keyers now in use permit limited storage of simple messages.

In the field of electronic keyers, Morse trainers, CW-generating devices, and character-encoding and -decoding devices, Advanced Electronic Applications of Lynnwood, Washington, has carved a niche for itself and has gained a reputation for quality and reliability. AEA electronic memory keyers set the pace for others to follow with their Morsematic—a do-everything memory keyer and top-of-the-line product which, in the hands of experienced operators, is equally capable of sending exquisite CW or teaching new operators to do the same. Following on the heels of the Morsematic came the CK-1, a contest keyer with all of the features of the more expensive keyer (except for the "beacon" feature and training capability) at a significantly lower price.

The Morsematic and CK-1 offered selectable characteristics of "weight" (i.e., dot-dash length ratio) and spacing, speed control, and message storage, all available by means of a keypad located on the top of the unit within easy reach and sight of the operator. Beyond that, there were pitch and volume controls which allowed the operator to adjust the keyer sidetone to exactly suit his or her preference. Finally, AEA packaged all of these features into a neat, lightweight, and versatile box that conveniently fits on the desk or table at the operating position and unobtrusively gives the operator station command from tune-up to rapid-fire exchanges.

Now, the CK-2

Mike Lamb N7ML and the folks at AEA have just released their newest electronic memory keyer, the CK-2, which incorporates the CK-1 features and adds a few more to make CW even more pleasant and simple. CK-2 stands for Contest Keyer, second model, but it also has a name: *Contester*.

Recently, I was fortunate to be asked to review the *Contester* for 73. Fortunately, because I am a CW aficionado and because I had heard so much about the CK-1 and Morsematic but had used the Morsematic only a few times and the CK-1 not at all.

Let's take a look, together, at the CK-2, pretending that we are seeing it for the first time.

The sturdy 10" x 10" x 4" cardboard carton is your first clue to the careful and rugged packaging. Inside, you find the CK-2 neatly sealed in a plastic bag and nestled down into its shock-protective wadding. Alongside, you'll see another plastic bag containing the following items: a battery-eliminator-type power supply (optional) that plugs into the wall and furnishes 12 volts dc at .35 Amps, a three-circuit, PL-68-type plug attached to a length of two-conductor shielded wire, a separate dc power plug and cable for attaching the CK-2 to a separate dc source, and a 2-circuit PL-68 plug connected by a shielded cable to an RCA-type phono plug.

AEA has thought of nearly everything, because the 3-circuit plug connects your keyer paddle to the CK-2 and the 2-circuit PL-68/RCA phono combination connects the CK-2 to your rig. Not much else to do.

Now for the *plece de resistance*, the CK-2 itself. The housing is a matte-black-finished metal box with rounded corners, measuring approximately 2" high by 5" deep by 7" wide. A twelve-button keypad occupies the right-hand top surface of the CK-2, and two knobs—a switch and an LED—occupy the left-hand top surface.

The first knob is the on-off/sidetone-volume control, and the second is the delay max/min control. The switch activates the memory-repeat function, and the LED is a full memory indicator. The rear panel con-

tains the power jack, the paddle jack, and the key + and key - jacks which allow your CK-2 to key a high-current tube-type rig that uses cathode keying, or a low-current, solid-state keying circuit.

My particular keyer has serial number 364, and was inspected by "Robn"—a nice touch in this day of faceless manufacturers and nameless inspectors. You have the feeling that AEA cares about you and wants you to know who they are in case you need their help. Bravo! A confidence-builder that costs very little but means a lot.

We can't forget the instruction manual that accompanies the keyer. It's there, all right, and tells you how to operate the CK-2 in each of its various modes and parameters. Now let's plug the CK-2 in and turn it on to see how it plays.

Memory Functions

The CK-2 memory storage accommodates up to 500 characters in either a single group or in up to ten different groups, selectable by the keypad.

Two basic types of memory storage are available: real time or auto memory. Real-time memory means that everything you send, including pauses between characters and words, is loaded and counted in the 500-character group. Auto memory means that whenever you pause between characters or words, the CK-2 begins counting to itself, and when you have accumulated the equivalent of a word's worth of spaces, it shuts down—thereby saving you lots of space. For the speed demons this may not be necessary, but for us slow thinkers it's a real boon. Counting begins again when you send the next character.

By switching on the "memory load" function and then keying *9, you select the auto-load function. If real-time loading is your preference, a mere *9 will get you there.

Memory location is keypad-selectable, too. By selecting any digit between 0 and 9, you can put each message into that particular storage space ready for later recall.

The # symbol terminates memory loading. Already-loaded messages can be deleted from memory when desired merely by pressing #N, where N is the number of the memory location in storage. If you forget where you put it (as I have done), that's your problem... you'll just have to keep trying until you find it.

In the playback mode, your message keeps going out over the air (at the selectable delay-between-messages of your choice) until you hear an answer. Just a single tap on your paddle will halt the message and allow you to pick up the break. If, or when, you wish to resume the message, all you have to do is request it from your friendly *Contester*.

Oh, yes, before I forget. You can edit messages as you load them without having to start all over again—a real time-saver!

The *Contester's* memory includes a long-term "keep-alive" circuit, battery-powered from an alternate power source... a 9-volt transistor battery, for example (not supplied). This feature allows you to keep intact those previously-stored messages while you travel to the contest site or to your Field Day location.

Take some time to get acquainted with your CK-2 before you try out the message-storage functions. There's a lot to learn, and it's best to relax with the regular functions before beginning any new ones. I might add that the automatic message-repeat function will be available to you when you need it, and the delay between repeats can be adjusted from about 2 sec-

onds to 3 minutes...affording you almost infinite variations between casual rag chewing and high-speed contesting.

Operating Your CK-2

When you turn on the CK-2, it beeps once at about 500 Hz, the sidetone baritone note. If you prefer tenor, you can get that, too. Here—let's try it: press *1 and hold the 1. Notice the tone climbing the scale, the pitch getting higher and higher? Okay, when you reach the note you like, just lift your finger off 1 and there you are. Simple, huh? (Lower the tone with **1.)

Now, how about speed? Well, there are two speeds already preset into the CK-2. Here—try keying something—at about 20 wpm, right? That's memory A for speed. Now, touch *9 and try keying. About 30 wpm. That's memory B. Let's say you want to change both memory A and memory B for speed—no problem. **8NN lets you put the desired speed in memory A; the NN is the speed in wpm that you want. Example: **815 will give you 15 wpm. Okay, let's set that in memory A. In memory B, let's put in 25 wpm. Hit **925 and there you are! Now, by hitting *8 you get 15, and *9 gives you 25. (If you turn off the keyer, and then come back on, memories A and B will have reverted to their original 20 and 30 wpm respectively.)

Here's another neat trick. Suppose you don't know the speed you want (in terms of a particular number of words per minute) but wish to listen until it sounds about right. Okay, simple: press *6 and hold the six while keying your paddle on the dot or dash side. When the length is what you want, remove the pressure from the 6. Let's say you want to decrease speed smoothly: press *7 and hold the 7 until the speed is down where you like it. Release the 7, and presto, right on! Speeds from 1 to 99 wpm are available, in 1-wpm increments.

Here's another frinstance: Suppose you want to keep a serial-number record of the messages sent out by your CK-2. No problem; just press *0 and set the message number into memory. Incrementing from that number forward will then take place automatically each time the message plays back from memory. If you want to reset to 01, press **0. To set the serial number to any desired value between 0 and 9,999, you just press *0NNNN (where the Ns represent the number).

Other Features


The CK-2 allows you to tailor its parameters to your own liking. For example, if you prefer fully-automatic dot-and-dash completion for iambic keying, you can have it. If you prefer a bug version, you can have just automatically-completing dots and manual-dash formation. If you don't like iambic keying but just want to have an ordinary electronic keyer, that's possible, too.

For tuning the rig, you can select a tune mode which will key the carrier until you have completed your adjustments; a tap on your paddle will instantly shut it off.

The CK-2 has rf protection against false keying, too. This might have been somewhat of a problem with solid-state devices operated in strong rf environments, but AEA has solved the problem for you.

Your friends at AEA provide full-service backup for your purchase and are always willing to help with questions or problems should they arise; since they are your friends, they want satisfied, enthusiastic customers.

You'll find the instruction manual complete, not only for using the CK-2 but also for troubleshooting and repairing it should that need ever arise. Schematic and pictorial diagrams plus a parts list are provided in the manual.



The Advanced Electronic Applications CK-2 memory keyer.

Summary

These are by no means all of the tricks that the CK-2 can teach you, but you'll learn them all if you get one for yourself. I'm still learning some of them myself!

What *didn't* I like about the CK-2? Well, very little, to be honest. It did tend to show me where my shortcomings lie, and it forced me to get out of my comfortable rut and learn something new and different. As Churchill was supposed to have said: "I love to learn, but I hate to be taught." In my case, the CK-2 was a good teacher—and I didn't hate it at all. In fact, learning was pleasant, fast, and fun.

If you need a lifetime keyer that allows you to grow in proficiency while matching your requirements exactly—the CK-2 will stick with you all the way. On the other hand, if you're just a Sunday afternoon rag chewer, the Contester can be a trusted and patient friend. The choice is yours... and the CK-2 can do it all.

The CK-2 is priced at \$139.95 and a dc adapter is available for \$14.95. For further information, contact *Advanced Electronic Applications*, PO Box C-2160, Lynnwood WA 98036; (206)-775-7373. Reader Service number 486.

Jim Gray W1XU
73 Staff

THE PALOMAR ENGINEERS PT-407 ANTENNA TUNER

The true test of a race car is on the long track in Indianapolis, and the strength of a dune buggy is discovered in the heat of the Baja desert.

So, to test the Palomar Engineers PT-407 antenna tuner, I put it on the first floor of a brick apartment building, with a random-wire antenna and no earth ground.

And it performed flawlessly. In an apartment, all of the possible problems of operating a station become a reality. Antenna space is extremely limited, TVI problems are multiplied by the closeness of neighbors, and the lack of an earth ground exacerbates the other problems. With these difficulties in mind, the PT-407 was hooked up between a Kenwood TS-520 and about 75 feet of wire.

My first surprise came during the tune-

up. After having had visions of going through two sets of finals before I finally found an acceptable swr, I was pleased to settle in at 1.4 to 1 on 15 meters with two or three bursts of knob-fiddling. Tune-up on the other bands was just as easy, and I found that I could always get a match of 1.5 to 1 at the highest. However, on most of the frequencies tried, a lower swr could be found in just a few seconds.

Tune-up procedure for the T-network of the PT-407 is standard. Two controls—Antenna and Transmitter—adjust variable capacitors, and the 12-position inductance switch selects connections on an air-wound coil. In addition, the tuner has a balun for open-wire feeds and a coaxial switch to use in conjunction with a dummy load or an antenna that needs no matching device. Its total capacity is for four antennas.

Tune-up is done at low power to avoid damaging the finals while they are loading onto a mismatch. The first control to be adjusted is the inductance; you set that at the lowest swr. The antenna and transmitter capacitances are interactive, making the second part of the tune-up the most trying.

The tuner will handle up to 300 Watts,

which is enough to use with almost any rig running barefoot, and it takes up only 8" by 8" by 4 1/2". Construction inside the unit is solid; knowing from sad experience that a single poor connection is anathema to good output, I checked the unit over carefully during the first trial and could find no flaws.

With the case on, the tuner is unobtrusive yet handsome. The three-sided top is finished in a black crinkle, with a brushed aluminum front and back. The connections in back are made via three SO-239s and three porcelain insulators for a balanced feedline and the single-wire antenna.

To my surprise, the tuner proved to be quite broadband. Going from phone to CW on 40 meters required little peaking, and readjustment within band segments was not needed.

Assured that my finals were safe from the dangers of high swr, my attention turned next to the tuner's TVI-reduction capabilities. For this admittedly unscientific test, I used an old-model television with absolutely no shielding; my fellow apartment dwellers also (unwittingly) participated in this test. In my situation, TVI suppression is not good enough; the num-



The Palomar Engineers PT-407.

ber and density of television sets in my area necessitates a completely clean signal.

With the television on and next to the transceiver, there was minimum TVI. At voice peaks, the familiar lines we all know and fear broke the picture, but otherwise no interference was present. In the living room, a bare 15 feet away, there was no interference. And so far, I have not received any complaints from irate neighbors.

As with any component in a system, one unit's performance is limited by the other parts of the system—so other configurations could produce better or worse results. But the final question when using a matching device is if the tuner is absorbing most of the output to create an acceptable load. A few short minutes later, my question was answered in a QSO with KA7BEX in Louisiana and a second with KE9S in Colorado, both of whom gave me a good signal report.

Admittedly, most hams would not consider this great DX. But from the depths of an apartment building in Boston, Colorado is just short of a miracle.

For further information, contact *Palomar Engineers, Box 455, Escondido CA 92025; (714)-747-3343.*

Avery L. Jenkins WB8JLG
73 Staff

AMATEUR RADIO CALL DIRECTORY

Since 1920, there has been only one directory of amateur radio operators. The *Radio Amateur Callbook* has been the sole source of names and addresses of hams worldwide—until recently.

Now, in addition to the *Callbook*, there is the *Amateur Radio Call Directory*, published by Buckmaster Publishing in Ridgefield, Connecticut. Though similar to the *Callbook*, the *ARCD* has a slightly different format and comes in three books, each indexed differently—by call, by name, and by area.

Like the *Callbook*, the *ARCD's* callsign index (\$12.95) is divided into three columns per page. However, where the *Callbook* has separate sub-columns for the state and the zip code, the *ARCD* only separates the state and zip by commas. This makes the *ARCD* more difficult to read or copy from.

In addition, the *ARCD* does not have some of the operating aids which are included with the *Callbook*, such as a prefix list, QSL bureaus, Q signals, and time charts. And although the *ARCD* is the same width and height as the *Callbook*, it is somewhat thicker. When using the *ARCD*, I

found that I missed having that additional information at my fingertips.

The *ARCD's* geographical and name indexes are about half the length of the callsign index, but they are priced substantially higher than the callsign index. However, both of these indexes are good ideas, and I am surprised that nobody published these books earlier.

The geographical index (\$25) is divided first by state, and then by city in alphabetical order. The city is followed by the street address and the callsign, enabling the reader to cross-reference to the call directory and get the full name and address. Although this process is rather cumbersome, it does save space and reduce the amount of redundant information.

Each page is topped by the state abbreviation and the listing is divided into six columns per page. Fortunately, divisions between columns have been clearly marked.

This index will not find much daily use in the average shack, but it would be quite useful if a club were putting together a prospective member mailing list or estimating the density of hams in a given area.

The *ARCD* name index (\$25) is an alphabetical listing, by last name, of all hams in the US. The index includes the full name,

middle initial, callsign, and state, again enabling the user to cross-reference to the callsign directory for more information.

Nor will this index quickly become dog-eared, although I am sure enterprising hams will find uses for it. My first response was that hams more frequently know each other by first name than they do by last. However, this is a useful source of information for clubs or nets.

Together, these three volumes comprise an extensive source of information, and although their comparison with the *Callbook* is necessary and inevitable, the *Callbook* and the *ARCD* are useful for different purposes.

Because of the operating aids in the *Callbook*, as well as its format, I find it handier in the shack than the *ARCD*. However, when you need an index for uses other than filling out a QSL card, the various indexes of the *ARCD* prove to be a valuable adjunct to the *Callbook*. Together, the *Callbook* and the *ARCD* would provide a highly versatile source of information.

For further information, contact *Buckmaster Publishing, 70 Florida Hill Rd., Ridgefield CT 06877. Reader Service number 487.*

Avery L. Jenkins WB8JLG
73 Staff

FUN!

John Edwards KI2U
78-56 86th Street
Glendale NY 11385

HOW HAMS VIEW THEMSELVES

Well, it's that time of year again. What time of year? Why it's time for the annual FUN! Poll, amateur radio's only free-form opinion survey where every ham gets his or her chance to speak out on the issues of the day. A ham tradition for three years.

If the past is any indication, this year's poll should manage to stir up a substantial amount of heat. And considering February's reputation for bitter cold breezes, a little heat just may be what we could all use right now. I can hardly wait until I see my mailman struggle up the icy walk to my house with a bag loaded with reader response forms. As you may have already guessed, there's a definite sadistic streak in KI2U.

This year, as in previous FUN! Polls, we're keeping some old questions in order to keep track on developing trends in our hobby, and adding some new ones to keep up with the times. Sharpen those pencils.

ELEMENT 1—BACKGROUND

- 1) Sex:
 - A) Male
 - B) Female
- 2) Age:
 - A) 15 or below
 - B) 16-21
 - C) 22-39
 - D) 40-59
 - E) 60 or above
- 3) License class:
 - A) Novice
 - B) Technician
 - C) General
 - D) Advanced
 - E) Extra
- 4) Number of years licensed:
 - A) 1 year or less
 - B) 1-5 years
 - C) 6-10 years
 - D) 11-20 years
 - E) 21 years and up
- 5) Do you have a new (post-March '78) call?
 - A) Yes
 - B) No
- 6) How many hours a week do you devote to amateur radio?
 - A) 0-1 hour
 - B) 2-5 hours
 - C) 6-10 hours
 - D) 11-20 hours
 - E) 21 hours or more
- 7) Which HF band do you use most?
 - A) 80-75 meters
 - B) 40 meters
 - C) 20 meters
 - D) 15 and/or 10 meters
 - E) Don't operate HF
- 8) Which VHF-UHF band do you use most?
 - A) 6 meters
 - B) 2 meters
 - C) 220 MHz
 - D) 420 MHz and/or up
 - E) Don't operate VHF-UHF
- 9) Which mode do you use most?
 - A) SSB
 - B) CW
 - C) FM
 - D) RTTY
 - E) Other
- 10) How much money have you spent on amateur radio within the past year? (Include QSL expenses, magazine subscriptions, club dues, and other incidental expenses.)
 - A) 0-\$250

- B) \$251-\$500
- C) \$501-\$1,000
- D) \$1,001-\$2,500
- E) \$2,501 and up

ELEMENT 2—SOCIAL CHARACTERISTICS

- 11) Has amateur radio influenced your career choice?
 - A) Greatly
 - B) Somewhat
 - C) Not at all
- 12) Do you answer QSLs that include a self-addressed, stamped envelope?
 - A) Yes
 - B) No
- 13) Politically, how would you define yourself?
 - A) Conservative
 - B) Middle-of-the-road
 - C) Liberal
- 14) Do you think amateur radio will exist 20 years from now?
 - A) Yes
 - B) No
- 15) How old were you when you first became a ham?
 - A) 15 or below
 - B) 16-21
 - C) 22-39
 - D) 40-59
 - E) 60 or above
- 16) Were you a CBER before you became a ham?
 - A) Yes
 - B) No
- 17) Do you own a home computer?
 - A) Yes
 - B) No
- 18) Do you think hams, compared with computer hobbyists, are:
 - A) More technically inclined in their hobby
 - B) Less technically inclined in their hobby
 - C) Both are about equally skilled in their hobby
- 19) Do you think that home computing is siphoning people (including youngsters) away from amateur radio?
 - A) Yes
 - B) No
- 20) Did you ever use a "cheat book" (not counting the *ARRL License Manual*) to upgrade your license?
 - A) Yes
 - B) No

- A) Yes
- B) No
- 21) If someone offered you ten million dollars, tax free, on the condition you give up amateur radio forever, would you?
 - A) Yes
 - B) No
- 22) Do you belong to a local ham radio club?
 - A) Yes
 - B) No
- 23) Have you ever attended a ham flea market?
 - A) Yes
 - B) No
- 24) Do you think the new ARRL leadership is better than the previous administration?
 - A) Yes
 - B) No

ELEMENT 3—OPERATING HABITS

- 25) Should Novices have phone privileges?
 - A) Yes
 - B) No
- 26) Do you think US phone bands should be expanded at the expense of foreign-station-only bands?
 - A) Yes
 - B) No
- 27) Have you ever used a personal computer in connection with your amateur radio activities?
 - A) Yes
 - B) No
- 28) Is it time to completely deregulate amateur radio by having the FCC turn over all responsibility for ham operation to the amateur community?
 - A) Yes
 - B) No
- 29) Where do you think the future of ham radio lies?
 - A) On the HF bands
 - B) On the VHF-UHF bands
- 30) Should we get rid of, or reduce in size, the CW subbands?
 - A) Yes
 - B) No
- 31) Do you think religiously-oriented nets have a place in ham radio?
 - A) Yes
 - B) No
- 32) Do you think politically-oriented nets have a place in ham radio?
 - A) Yes
 - B) No

RESPONSE FORM

Instructions: Read each question and mark your response by circling the appropriate letter next to the number of the question.

- | | | | | | | |
|---|---|---|---|---|---|--|
| Element 1:
1) A B
2) A B C D E
3) A B C D E
4) A B C D E
5) A B
6) A B C D E | 7) A B C D E
8) A B C D E
9) A B C D E
10) A B C D E

Element 2:
11) A B C | 12) A B
13) A B C
14) A B
15) A B C D E
16) A B
17) A B
18) A B C | 19) A B
20) A B
21) A B
22) A B
23) A B
24) A B

Element 3:
25) A B
26) A B
27) A B
28) A B
29) A B
30) A B | 31) A B
32) A B
33) A B C D E
34) A B C D E
35) A B
36) A B
37) A B | 38) A B
39) A B C D E
40) A B
41) A B
42) A B
43) A B
44) A B | 45) A B C D E
46) A B C D E
47) A B C D E
48) A B C D E
49) A B
50) A B |
|---|---|---|---|---|---|--|

Comments: _____

Please mail Response Form to: John Edwards KI2U, 78-56 86th Street, Glendale NY 11385.

- | | | | |
|---|--|--|---|
| A) Yes
B) No
33) If, while tuning across a band, you heard a net of gay hams in progress, would you:
A) Jam it
B) Ignore it
C) Complain to the FCC or some other organization
D) Listen
E) Join it
34) If, while tuning across a band, you heard a net called "The American Communist Radio Society" in progress, would you:
A) Jam it
B) Ignore it
C) Complain to the FCC or some other organization
D) Listen
E) Join it
35) If required, could you solidly copy CW at the speed at which you were licensed?
A) Yes
B) No
36) If required, could you pass the FCC theory test for your license class without | consulting a "cheat book"?
A) Yes
B) No
37) Have you ever purposely operated in an amateur subband you weren't licensed to use?
A) Yes
B) No
38) Do you think the FCC affects amateur radio in a positive manner?
A) Yes
B) No
39) Do you ever speak to foreign, non-English-speaking hams in their own language?
A) Always
B) Sometimes
C) I attempt it
D) Rarely
E) Never
40) Do you feel yourself competent to replace the finals in a tube-type rig?
A) Yes
B) No | 41) Do you feel yourself competent to replace the finals in a transistor-type rig?
A) Yes
B) No
42) Have you ever built an electronic project from a kit?
A) Yes
B) No
43) Have you ever home-brewed an electronic project from a book or magazine?
A) Yes
B) No
44) Have you ever designed your own electronic project?
A) Yes
B) No
45) What do you think of contesting?
A) Great
B) Good
C) Okay
D) Don't like it
E) Despise it
46) What do you think of DXing?
A) Great | B) Good
C) Okay
D) Don't like it
E) Despise it
47) What do you think of repeaters?
A) Great
B) Good
C) Okay
D) Don't like them
E) Despise them
48) What do you think of traffic handling?
A) Great
B) Good
C) Okay
D) Don't like it
E) Despise it
49) Do you plan to use Phase III OSCAR within a year of its launch?
A) Yes
B) No
50) Do you plan to use the new 10.1-MHz band within one year of its opening?
A) Yes
B) No |
|---|--|--|---|

HAM HELP

I have a Swan 350 and would like to know if anyone has added an RIT to this transceiver. I'll be happy to pay for any copying or postage fees.

James Herriges WB9RSK
542 E. Van Beck Ave.
Milwaukee WI 53207

I would like to find the manual (or copy) for the Aida 105. I am willing to pay a reasonable price.

Larry K. Pittman WD9EME
18919 E Rd., 410N
Hope IN 47246

I need the manual, schematic, or any information on a rack-mounted modem marked as both Peripherals DSU-400 and as I/O Nex Type Autotone model 302. I am also looking for work in electronics in upstate New York. I have a BSEE, FCC General-class license, and I am very good with computers, especially assembly language.

Michael Moroney WA2VXY
18 Sevilla Drive
Clifton Park NY 12065

Wanted: AA, AB, AC, and AD coils for a National HRO-60 receiver.

Fred P. Robbins Jr. W5LNE
Star Route Box 166
Bay City TX 77414

I am looking for the Hallicrafters Super Sky rider model SX-28A, the UHF model S-37, and the Panoramic Receiver, model S-35. I will pay all costs.

Peter Dal Corobbo
18650 S. Marshfield
Homewood IL 60430

I need the manuals (or copies of them) for the Yaesu FT-7B and the Azden PCS 2000.

Larry Fields, Engine Dept.
USNS Silas Bent T-AGS26
FPO San Francisco CA 96661

I need a manual for a Model 75 Aero-vox resistance-capacitance bridge. Can you help?

A. D. Buckley WB1AQQ
14 Knapp Drive
Prospect CT 06712

Wanted: manual for the Tektronix 564 mainframe. I would prefer to buy it, but I am willing to copy a manual and return it.

Hugh Watson
59 Orchard St.
Elmwood Park NJ 07407

NICAD MEMORY ERASE - WHAT??

- Complete automatic operation
- Erases + Charges + Checks
- Rapid charges in 35 min. (typically)
- Automatically repairs shorted cells
- No dangerous heat build up
- Front panel selects up to 3 different packs
- Unlimited battery combinations with program modules (user programmable)
- LED status indicators
- Supplied with universal EZ hook wire leads

Specify Voltage of Battery Pack(s) with order.

\$79.95 plus \$3.00 Shipping
(PA Residents add 6% sales tax)

Coming Soon - Multiple pack memory erase charger for municipal commercial applications - write for information or send requirements.



The GMS 401 is a complete automatic NICAD conditioner and rapid charger. Never before has this been offered anywhere at any price and it's so good it's being patented. NICAD memory characteristics must be dealt with otherwise your battery pack is not delivering all it could. The GMS 401 will automatically erase and rapid charge any type NICAD pack from 1 to 10 cells automatically.

CONTROL PRODUCTS UNLIMITED, INC.
P.O. Box 10, Downingtown, PA 19335
215-383-6395 ✓ 190

W2NSD/1 NEVER SAY DIE

editorial by Wayne Green

from page 8

at that time, so this might be a good opportunity to mount a major DXpedition. The hams in Brunei are enthusiastic about this—anything to get DXers off their backs. I've talked with hams in Sabah about this, too, and perhaps the independence of Brunei might be a good excuse to mount an all-Borneo DXpedition. I'll bet we could get coverage on television for something like that. We might send a team to 9M8, 9M6, and YB7 as well as Brunei and put these countries on the air for a

week solid. Anyone game for this? I think we could arrange for a very reasonable charter air flight, group accommodations at a reduced rate, and so on. I have been assured that licenses can be arranged if we start far enough ahead. I'd suggest this as a project for DX clubs, with each choosing one country for their group to activate. Then we could all get together in Singapore at the end for one hell of an Asian hamfest.

By the way, I've found that there is considerable enthusiasm from all of the DX amateurs

in our starting a foreign operating news section for 73. All of them are interested in keeping up with rule changes in other countries, reciprocal licensing news, DXpeditions, and anything else unusual happening around the world. This is a world hobby today, but none of the ham magazines has really treated it as such. We are all interested in knowing about countries which will be becoming independent, in the formation of new countries such as Qua Qua, in new certificates and contests, and so on. We want to know about major hamfests and conventions around the world. We'd like to know about any outstanding cases where amateur radio provided emergency communications.

With a couple new magazines in the works for 1983, I may have to skip the next Asian tour myself, but this is no reason for you to pass up this fantastic trip. Hit the major cities and their

electronics shows, then ad lib some unusual spots on your way back home. You'll find the local hams outstanding in their hospitality. And, if you start well ahead of time, you may be able to get your own license and do some DXing from the rare end. By 1984, I think we'll be putting together the Borneo Super DXpedition if enough of you like the idea. As I told the chaps when we were going to Navassa, no matter what else you ever do in life, this is one experience you will never, never forget. The experience is priceless.

One little hint for those with the guts to make the decision to come to Sabah: You will enjoy it. I guarantee you will enjoy it. But be sure, if you stop at the Hyatt, not to take an inside room. The entertainment in the central atrium is loud and continues until midnight, filling the room with 90-dB sound. Take an outside room.

HAM HELP

I need schematics or service manuals for the Heath DX-150 transmitter and the Heath IO-10 oscilloscope. I will copy and return them.

William Bohnenberger
18 E. 199 St.
Bronx NY 10468

Wanted: a lower sideband crystal, 251.650 kHz, for the Collins KWS-1 transmitter. Please advise me of the condition and the delivered price.

Edward Dobbelaere
4164 Long Lake Road SE
Port Orchard WA 98366

Can anyone send me a copy of the schematics and manual for the Realistic DX-120 communications receiver? I will pay for copying.

John P. Centers
514 Pine St.
Wapakoneta OH 45895

Anyone who can provide historical information on the defunct American Legion net, which operated in California from 1924 to 1952, please contact me.

J. Phil Scherck WA7AGY
8987 Curbaril Ave.
Atascadero CA 93422

I am looking for the manual, schematic, or parts list for the Measurements Corporation model 62 VTVM. I will gladly pay copying and mailing costs.

Vernon Jones WB1BVH
32 Cat Mousam Rd.
Kennebunk ME 04043

I would like to get in touch with other users of the R390A/URR. I need a source

for manuals, schematics, and modifications.

Bob Lombardi WB4EHS
2046B Renee Place
Melbourne FL 32935

I am looking for a manual for a Knight KG-685 color pattern generator and a tube chart for a B & K model 650 tube tester. I will pay for shipping both ways so I can photocopy.

Larry Schuldt
545 Willow Rd.
Marengo IL 60152

I am trying to find schematics for the Heath HQ-10 monitor scope and the Ameco model CN 6-meter nuvistor converter. I will reimburse all expenses.

Howard Robb
340 S. 5th St.
Bird Island MN 55310

I would like to add 10-meter capability to my DenTron GLA-1000B linear amplifier. Please write me; I will defray costs.

George Guggel
3660 Puuku Mauka Dr.
Honolulu HI 96818

I need a schematic and a manual for the Eico model 320 signal generator. I am willing to buy it or pay copying costs.

Edwin Adams KB3DH
RD4 Box 241A
Bloomsburg PA 17815

We need the manuals or schematics for a Ferment Engine Generator Plant 10-kW diesel generator, model J-141-1, bearing serial number J-141-0018. The generator is marked as a General Electric #LC7470B16

type 6J, model number 5SJ4254P22Y12. The battery recharging circuitry, marked Fermont #6064-0001, has been damaged. We will gladly make arrangements to obtain information on this generator.

Wayne Richardson
Lebanon Junction Area Coordinator
Bullitt County Division of Disaster and
Emergency Services
Main St.
Lebanon Junction KY 40150

I am looking for information on the Western Electric Indicator BC 1152-A, particularly the schematic and data on the 3HP7 CRT. I will pay costs for copying and postage.

Torgny Karlsson SM7CFQ
Sandormsvagen 7
S-260 41 Nyhamnslage
Sweden

I am looking for pen pals in the US. I am 18 years old and an engineering student.

Isaac Maxwell Kyereboah
PO Box 078
Takoradi, Ghana
West Africa

I am looking for modifications for the Heath SB-101 transceiver. I am particularly interested in improving 10-meter recep-

tion, adding an RIT and improving the selectivity. I will answer all replies and refund expenses.

Paul Newman G4INP
3 Red House Lane
Leiston, Suffolk IP16 4JZ
United Kingdom

I need 3 tubes, type 12JB6, for my Drake TR-3. I cannot find these tubes in Brazil.

Walter Pereira Da Costa PY4ZO
PO Box 207
Araguari, Minas Gerais
38440 Brazil

I desperately need parts to repair my Hallicrafters FPM-300 transceiver. I will pay for a complete non-working unit or the audio amplifier module, a U401 balanced mixer assembly MX-1, part number 150-018555-001.

Robert Sondack VE2ASL
260 Rue Bellefave
St-Luc, Quebec
Canada J0J 2A0

I need the manual for the Hammarlund HQ-180A receiver. I will pay for copying costs and send a note of thanks.

Bob Napoli K2LGO
Box 158
Riverhead NY 11901

CORRECTIONS

In Fig. 1 of "The Automatic Beam Aimer," on page 23 of November's issue, the power-supply diode was drawn backwards. The cathode should be connected to the transformer secondary.

Avery Jenkins WB8JLG
73 Staff

"Headlight Reminder" which appeared in the November "Circuits" feature on page 109. Q can be any common PNP transistor, but a 2N3638 or a 2N2907 works well; D1 and D2 are 1N4002 diodes; R1 is a 5.6k, 1/4- or 1/2-W resistor; R2 is a 4.7k, 1/4- or 1/2-W resistor.

Avery L. Jenkins WB8JLG
73 Staff

The parts values were omitted from the

FRESHLY PICKED!



Instant Software has hand-picked five of the crispest, juiciest, most mouth-watering programs for your Apple*! Take a look at what we have to offer and we're sure you'll agree that Instant Software has the best programs at the best prices!

NFL PROGNOSTICATOR

Get the "inside line" BEFORE the weekend! NFL PROGNOSTICATOR keeps updated records of all NFL teams each season and gives accurate predictions of winners and point spreads each week!

Requires: Apple Disk Applesoft 32K
0145AD \$24.95

DOS CUSTOMIZER

Customize any Apple Disk Operating System to meet your special needs! Redesign your catalogs, error messages and DOS commands. Gain control of your language card, command prefixes and greeting programs. Make your Apple more friendly with DOS CUSTOMIZER.

Requires: Apple Disk Applesoft 32K
440AD \$24.95

DISK LIBRARY

Your personal disk librarian! This package lets you store all your program names and disk titles in one convenient location! You can store, modify, delete, append and print any or all information from this ingenious program! Manage your data files the professional way with DISK LIBRARY.

Requires: Apple Disk Applesoft 32K
374AD \$29.95

ENGLISH OLYMPICS

Go for the gold! This superb teaching tool contains thoroughly researched English language lesson material. Students learn grammar, syntax, spelling and vocabulary by competing in "Olympic" events. A unique set of animation and musical rewards enlivens the sessions!

Requires: Apple Disk Applesoft 48K
425AD \$39.95

MOUNTAIN PILOT/PRECISION APPROACH RADAR

Fly like an ace—command like a pro. Experience the danger of mountain flight and the challenge of air traffic control with these two adrenalin-charged simulations:

MOUNTAIN PILOT—If you can bring supplies to the desperate miners of Goldtown you'll receive a generous reward. The catch? On your return trip you must safely pilot your fully loaded plane through the treacherous Eagle Pass... not once, but twice!

PRECISION APPROACH RADAR—"Attention all aircraft... Metro Airport is now closed due to heavy fog!" As air traffic controller, you must become the eyes of the pilots who are too close to the runway to turn back. The crews and passengers are depending on YOU to get them down safely! Can you handle the pressure?

Requires: Apple II or Apple Plus computer, Disk, One Disk Drive 32K
0362AD \$19.95

All of our programs are fully documented and fully guaranteed. To order your Instant Software Apple programs, simply fill in the coupon and mail to: Instant Software, Route 101 and Elm Street, Peterborough, N.H. 03458 or call toll free:

1-800-258-5473

Order your Instant Software Apple programs today. There's not a bad one in the bunch.

*Apple is a registered trademark of Apple Computer, Inc.



I want freshly picked programs . . . Send me:

_____ copies of 0362AD @ \$19.95
 _____ copies of 0145AD @ \$24.95 _____ copies of 374AD @ \$29.95
 _____ copies of 440AD @ \$24.95 _____ copies of 425AD @ \$39.95

____ VISA ____ MASTERCARD ____ AMEX ____ CHECK ____ MONEY ORDER

Name _____ Card# _____
 Address _____ Interbank _____
 City _____ Exp. Date _____
 State _____ Zip _____ Signature _____

Instant Software™




Rt. 101 & Elm Street
Peterborough, N.H. 03458

Call toll free
1-800-258-5473

33286F

THE SELECTRIC™ INTERFACE



Daisy wheel quality without daisy wheel expense.

You need the quality print that a daisy wheel printer provides but the thought of buying one makes your wallet wilt. The *Selectric™ Interface*, a step-by-step guide to interfacing an IBM Selectric I/O Writer to your microcomputer, will give you that quality at a fraction of the price. George Young, co-author of *Microcomputing* magazine's popular "Kilobaud Classroom" series, offers a low-cost alternative to buying a daisy wheel printer.

The *Selectric™ Interface* includes:

- step-by-step instructions
- tips on purchasing a used Selectric™
- information on various Selectric™ models, including the 2740, 2980, and Dura 1041
- driver software for Z80, 8080, and 6502 chips
- tips on interfacing techniques

With The *Selectric Interface* and some background in electronics, you can have a high-quality, low-cost, letter-quality printer. Petals not included.

Credit card orders call TOLL-FREE 1-800-258-5473. Or mail your order with payment plus \$1.50 shipping and handling to: Wayne Green Inc. Attn: Retail Book Sales, Peterborough, NH 03458.

Dealer inquiries invited.

ISBN 0-88006-051-4

128 pages

\$12.97

Yes, I want **Selectric Interface** (BK7388). Enclosed is \$12.97 per copy plus \$1.50 for shipping and handling.

MASTER VISA AMEX

Card # _____ Expires _____

Signature _____

Name _____

Address _____

City _____

State and Zip _____

All orders shipped UPS if complete street address is given.

332B6C

Dealers... BELL

Selling 73 Magazine will make money for you. Consider the facts:

Fact #1: Selling 73 Magazine increases store traffic—our dealers tell us that 73 Magazine is the hot-test-selling amateur radio magazine on the newsstands.

Fact #2: There is a direct correlation between store traffic and sales—increase the number of people coming through your door and you'll increase sales.

Fact #3: Fact #1 + Fact #2 = INCREASED SALES, which means more money for you. And that's a fact.

For information on selling 73 Magazine, call 800-343-0728 and speak with Ginnie Boudrieau, our bulk sales manager. Or write to her at 73 Magazine, 80 Pine St., Peterborough, NH 03458.

73 MAGAZINE

80 Pine Street Peterborough, NH 03458

800-343-0728

MOVING?

Let us know 8 weeks in advance so that you won't miss a single issue of 73 Magazine.

Attach old label where indicated and print new address in space provided. Also include your mailing label whenever you write concerning your subscription. It helps us serve you promptly. Write to:

73 magazine

Subscription Department
P.O. Box 931
Farmingdale NY 11737

- Extend my subscription one additional year for only \$19.97
 Payment enclosed Bill me

Canada and Mexico \$22.97 US funds. Foreign surface \$39.97 US funds, drawn on US banks.

If you have no label handy, print OLD address here.

AFFIX LABEL

Name _____ Call _____

Address _____

City _____ State _____ Zip _____

print NEW address here:

Name _____ Call _____

Address _____


City _____ State _____ Zip _____

332R6M

RADIO BOOKSHOP

FOR THE NOVICE

New, updated editions
of our famous novice
license study guide and novice study tapes.



● **NOVICE LICENSE STUDY GUIDE**—by Timothy M. Daniel N8RK. Here is the most up to date novice guide available. It is complete with information about learning Morse Code, has the latest FCC amateur regulations and the current FCC application forms. This guide is not a question/answer memorization course but rather it emphasizes the practical side of getting a ham license and putting a station on the air. It reflects what the FCC expects a Novice to know without page after page of dull theory. The most current information still available at last year's price. SG7357 \$4.95.*

● **NOVICE STUDY TAPES**—If you are just getting started in ham radio, you'll find these tapes indispensable! This up-to-the-minute revision of the 73 Study Course is the perfect way to learn everything you need to breeze through the Novice written exam. Theory, FCC regulations, and operating skills are all covered, and you'll be amazed at how fast you learn using these tapes!


Once the test is behind you, these tapes will go right on being useful, because they are packed with the latest information on setting up your own ham station, and getting on the air.

Thousands of people have discovered how easy learning from cassette can be—order now and enter the fascinating world of ham radio! CT7300 Set of 3—\$15.95.*

Scientists have proven that you learn faster by listening than by reading because you can play a cassette tape over and over in your spare time—even while you're driving! You get more and more info each time you hear it. You can't progress without solid fundamentals. These three hour-long tapes give you all the basics you'll need to pass the Novice exam easily. You'll have an understanding of the basics which will be invaluable to you for the rest of your life! Can you afford to take your Novice exam without first listening to these tapes?

Special Offer! Both Novice License Study Guide
and Novice Study Tapes \$19.95 Order NP7300.

GENERAL LICENSE STUDY GUIDE



GENERAL LICENSE STUDY GUIDE—By Timothy M. Daniel N8RK This is the complete guide to the General License. Learning rather than memorizing is the secret. This is not a question-and-answer guide that will gather dust when the FCC issues a new test. Instead, this book will be a helpful reference, useful long after a ham upgrades to General. Includes up-to-date FCC rules and an application form. Order yours today and talk to the world. SG7358 \$6.95



Style W



Style Y



Style X

● **QSL CARDS**—73 turns out a fantastic series of QSL cards at about half the cost of having them done elsewhere because they are run as a fill-in between printing books and other items in the 73 Print Shop. 250 Style W—QW0250—for \$8.95*; 500 Style W—QW0500—for \$13.95*; 250 Style X—QX0250—for \$8.95*; 500 Style X—QX0500; 250 Style Y—QY0250—for \$8.95*; 500 Style Y—QY0500—for \$13.95.* Allow 6-12 wks. for delivery.

LIBRARY SHELF BOXES—These sturdy white corrugated, dirt boxes each hold a full year of 73, *Microcomputing* or *80 Micro*. With your order, request self-sticking labels for any of the following: 73, *Microcomputing*, *80 Micro*, *CQ*, *QST*, *Ham Radio Personal Computing*, *Radio Electronics*, *Interface Age*, and *Byte*. Order 1—BX1000—for \$2.00*; order 2-7—BX2002—for \$1.50 each*; order 8 or more—BX1002—for \$1.25 each*.

● Preserve and protect your collection for a lifetime! Order these handsome red binders with gold lettering. \$7.50 for 1, 3 for \$21.75, 6 for \$42.00. (Postpaid within USA, please add \$2.50 per order outside USA.) Check or money orders only, no phone or C.O.D. orders. 73 Binders, P.O. Box 5120, Philadelphia, PA 19141.

*NOTE—Above address for Binders only.

For Your Ham Shack 73 Magazine Binders

*Use the order card in this magazine or itemize your order on a separate piece of paper and mail to: 73 Radio Bookshop • Peterborough NH 03458. Be sure to include check or detailed credit card information. No C.O.D. orders accepted. \$1.50 for the first book, \$1.00 each additional book for U.S. delivery and foreign surface. For foreign airmail \$10.00 per book. Please allow 4-6 weeks for delivery. Questions regarding your order? Please write to Customer Service at the above address. (Prices subject to change on books not published by 73 Magazine.)

73

Code Tapes any four tapes for \$15.95! \$4.95 each

"GENESIS"

5 WPM—CT7305—This is the beginning tape for people who do not know the code at all. It takes them through the 26 letters, 10 numbers and necessary punctuation, complete with practice every step of the way using the newest blitz teaching techniques. It is almost miraculous! In one hour many people—including kids of ten—are able to master the code. The ease of learning gives confidence to beginners who might otherwise drop out.

"THE STICKLER"

6+ WPM—CT7306—This is the practice tape for the Novice and Technician licenses. It is made up of one solid hour of code, sent at the official FCC standard (no other tape we've heard uses these standards, so many people flunk the code when they are suddenly—under pressure—faced with characters sent at 13 wpm and spaced for 5 wpm). This tape is not memorizable, unlike the zany 5 wpm tape, since the code groups are entirely random characters sent in groups of five.

"BACK BREAKER"

13+ WPM—CT7313—Code groups again, at a brisk 14 per so you will be at ease when you sit down in front of the steely-eyed government inspector and he starts sending you plain language at only 13 per. You need this extra margin to overcome the panic which is universal in the test situations. When you've spent your money and time to take the test, you'll thank heaven you had this back-breaking tape.

"COURAGEOUS"

20+ WPM—CT7320—Code is what gets you when you go for the Extra class license. It is so embarrassing to panic out just because you didn't prepare yourself with this tape. Though this is only one word faster, the code groups are so difficult that you'll almost fall asleep copying the FCC stuff by comparison. Users report that they can't believe how easy 20 per really is with this fantastic one hour tape.

"OUTRAGEOUS"

25+ WPM—CT7325—This is the tape for that small group of overachieving hams who wouldn't be content to simply satisfy the code requirements of the Extra Class license. It's the toughest tape we've got and we keep a permanent file of hams who have mastered it. Let us know when you're up to speed and we'll inscribe your name in 73's CW "Hall of Fame."

BACK ISSUES—Complete your collection; many are prime collectables now, classics in the field! A full collection is an invaluable compendium of radio and electronics knowledge!




73300	73 BACK ISSUE—BEFORE JULY 1980	\$ 3.00
73350	73 BACK ISSUE JULY 1980 THRU OCT. 1981	\$ 3.50
73350P	73 BACK ISSUE NOV. 1981 TO PRESENT	\$ 3.50
73005	73 BACK ISSUE—5 YOUR CHOICE	\$10.75
73010	73 BACK ISSUE—10 YOUR CHOICE	\$16.00
73025	73 BACK ISSUE—25 YOUR CHOICE	\$27.00
73125	73 BACK ISSUE—25 OUR CHOICE	\$14.00

Shipping: Please add \$1.00 per magazine. Orders of ten magazines or twenty-five magazines add \$7.50 per order.

FOR TOLL FREE ORDERING CALL 1-800-258-5473

RADIO BOOKSHOP

ANTENNA BOOKS



VHF ANTENNA HANDBOOK—The new *VHF Antenna Handbook* details the theory, design, and construction of hundreds of different VHF and UHF antennas... a practical book written for the average amateur who takes joy in building, not full of complex formulas for the design engineer. Packed with fabulous antenna projects you can build. BK7368 \$5.95.*

BEAM ANTENNA HANDBOOK (New 5th edition)—by William I. Orr & Stuart D. Cowan. Yagi beam theory, construction and operation information on wire beams, SWR curves and matching systems. A must for serious DXers. BK1197 \$5.95.

THE RADIO AMATEUR ANTENNA HANDBOOK—All about wire antennas, beams, tuners, baluns, coax, radials, SWR and towers. Clear and complete information. BK1199 \$6.95

VHF HANDBOOK FOR RADIO AMATEURS—Contains information on FM theory, operation and equipment, VHF antenna design and construction, satellite-EME, and the newest solid-state circuit. BK1198 \$6.59*

SIMPLE, LOW-COST WIRE ANTENNAS FOR RADIO AMATEURS—All new data and everything you want to know about low-cost, multi-band antennas, inexpensive beams, "invisible" antennas for hams in "tough" locations. BK1200 \$6.95

73 DIPOLE AND LONG-WIRE ANTENNAS—by Edward M. Noll W3FQJ. This is the first collection of virtually every type of wire antenna used by amateurs. Includes dimensions, configurations, and detailed construction data for 73 different antenna types. Appendices describe the construction of noise bridges, line tuners, and data on measuring resonant frequency, velocity factor, and swr. BK1016 \$5.50.*

ALL ABOUT CUBICAL QUAD ANTENNAS (2nd edition)—The "Classic" on Quad design, theory, construction, and operation. New 2nd edition contains new feed and matching systems and new data. BK1196 \$5.95.*

COOK BOOKS

TTL COOKBOOK—by Don Lancaster. Explains what TTL is, how it works, and how to use it. Discusses practical applications, such as a digital counter and display system, events counter, electronic stopwatch, digital voltmeter and a digital tachometer. BK1063 \$9.50.*

CMOS COOKBOOK—by Don Lancaster. Details the application of CMOS, the low power logic family suitable for most applications presently dominated by TTL. Required reading for every serious digital experimenter! BK1011 \$10.50.*

TVT COOKBOOK—by Don Lancaster. Describes the use of a standard television receiver as a microprocessor CRT terminal. Explains and describes character generation, cursor control and interface information. In typical, easy-to-understand Lancaster style. BK1064 \$9.95.*

IC OP-AMP COOKBOOK—by Walter G. Jung. Covers not only the basic theory of the IC op amp in great detail, but also includes over 250 practical circuit applications, liberally illustrated. 592 pages, 5 1/2 x 8 1/2, softbound. BK1028 \$14.95.*

THE WELL EQUIPPED HAM SHACK

HOW TO DEFEND YOURSELF AGAINST RADAR—by Bruce F. Bogner and James R. Bodnar, a lawyer and radar expert. This book gives you the ammunition to challenge the radar "evidence" that usually leads to a speeding conviction. The major part of the book details the inner workings of radar—you'll become more of an expert than most police officers and judges. The remainder of the book outlines how to defend yourself against a speeding ticket—the observations, measures and testimony you must obtain to defend yourself without the help of a lawyer. The price is a lot less than a fine! BK1201 \$6.95.*

MICROCOMPUTER BOOKS

THE SELECTRIC INTERFACE—by George Young. You need the quality print that a daisy wheel printer provides but the thought of buying one makes your wallet wilt. **SELECTRIC™ INTERFACE**, a step-by-step guide to interfacing an IBM Selectric I/O Writer to your microcomputer, will give you that quality at a fraction of the price. George Young, co-author of *Kilobaud Microcomputing* magazine's popular "Kilobaud Classroom" series, offers a low-cost alternative to buying a daisy wheel printer. **SELECTRIC INTERFACE** includes: step-by-step instructions, tips on purchasing a used Selectric, information on various Selectric models, including the 2740, 2980, and Dura 1041, driver software for 280, 8080, and 6502 chips, tips on interfacing techniques. With **SELECTRIC INTERFACE** and some background in electronics, you can have a high-quality, low-cost, letter-quality printer. Petals not included. BK7388 \$12.97

40 COMPUTER GAMES FROM KILOBAUD MICROCOMPUTING—Forty games in nine different categories. Games for large and small systems, and a section on calculator games. Many versions of BASIC used and a wide variety of systems represented. A must for the serious computer gamesman. BK7381 \$7.95*



KILOBAUD CLASSROOM—By George Young and Peter Stark. Learning electronics theory without practice isn't easy. And it's no fun to build an electronics project that you can't use. *Kilobaud Classroom* the popular series first published in *Kilobaud Microcomputing*, combines theory with practice. This is a practical course in digital electronics. It starts out with very simple electronics projects, and by the end of the course you'll construct your own working microcomputer! BK7386 \$14.95

HOBBY COMPUTERS ARE HERE!! you want to come up to speed on how computers work—hardware and software—this is an excellent book. It starts with fundamentals and explains the circuits and the basics of programming, along with a couple of TVT construction projects, ASCII, Baudot, etc. This book has the highest recommendations as a teaching aid. BK7322 \$2.47.

TEXTEDIT—A Complete Word Processing System in kit form—by Irwin Rappaport. **TEXTEDIT** is an inexpensive word processor that you can adapt to suit your needs, from writing form letters to large texts. It is written in modules, so you can load and use only those portions that you need. Included are modules that perform right justification, ASCII upper/lowercase conversion, one-key phrase entering, complete editorial functions, and much more! **TEXTEDIT** is written in TRS-80* Disk BASIC, and the modules are documented in the author's admirably clear tutorial writing style. Not only does Irwin Rappaport explain how to use **TEXTEDIT**, he also explains programming techniques implemented in the system. **TEXTEDIT** is an inexpensive word processor that helps you learn about BASIC programming. It is written for TRS-80 Models I and III with TRS-DOS 2.2/2.3 and 32K. *TRS-80 and TRSDOS are trademarks of the Radio Shack Division of Tandy Corporation. BK7387 \$9.97

SOME OF THE BEST FROM KILOBAUD/MICROCOMPUTING—A collection of the best articles that have recently appeared in *Kilobaud/MICROCOMPUTING*. Included is material on the TRS-80 and PET systems, CP/M, the 8080/8085/280 chips, the ASR-33 terminal. Data base management, word processing, text editors and file structures are covered too. Programming techniques and hardware construction projects for modems, high speed cassette interfaces and TVTs are also included in this large format, 200 plus page edition. BK7311 \$10.95.*

THE NEW HOBBY COMPUTERS—This book takes up from where "HOBBY COMPUTERS ARE HERE!!" leaves off, with chapters on Large-Scale Integration, how to choose a microprocessor chip, an Introduction to programming, low-cost I/O for a computer, computer arithmetic, checking memory boards...and much, much more! Don't miss this tremendous value! BK7340 Only \$2.47.



WORLD REPEATER ATLAS—Completely updated, over 230 pages of repeater listings are indexed by location and frequency. More than 50 maps pinpoint 2000 repeater locations throughout the USA. Foreign listings include Europe, the Middle East, South America, and Africa. BK7315 \$2.00

THE MAGIC OF HAM RADIO—by Jerrold Swank WB8XR. Under various call signs, WB8XR has been heard on the ham bands since 1919. He has watched amateur radio grow from the days of Model A spark coils to an era of microprocessors and satellite communications. Jerry has responded to calls for help from earthquake-stricken Managua and tornado-ravaged Xenia. Antarctica, one of man's loneliest outposts, has been a bit less lonely, thanks to Jerry's tireless phonepatching efforts. Drawing on his own colorful experiences and those of many other hams, Jerry has compiled this word-picture of ham radio during the past six decades. BK7312 \$4.95

A GUIDE TO HAM RADIO—by Larry Kahaner WB2NEL. What's Amateur Radio all about? You can learn the basics of this fascinating hobby with this excellent beginner's guide. It answers the most frequently asked questions in an easy-going manner, and it shows the best way to go about getting an FCC license. A Guide to Ham Radio is an ideal introduction to a hobby enjoyed by people around the world. BK7321 \$4.95.*

WORLD RADIO TV HANDBOOK 1983, 26TH EDITION—This book is the bible of international broadcasters, providing the only authoritative source of exact information about broadcasting and TV stations world wide. This 1981 edition is completely revised, giving comprehensive coverage of short, medium and long wave, 560 pages of vital aspects of world listening. BK1184 \$16.50

*Use the order card in this magazine or itemize your order on a separate piece of paper and mail to: 73 Radio Bookshop • Peterborough NH 03458. Be sure to include check or detailed credit card information. No C.O.D. orders accepted. \$1.50 for the first book, \$1.00 each additional book for U.S. delivery and foreign surface. For foreign airmail \$10.00 per book. Please allow 4-6 weeks for delivery. Questions regarding your order? Please write to Customer Service at the above address. (Prices subject to change on books not published by 73 Magazine.)

FOR TOLL FREE ORDERING CALL 1-800-258-5473

RADIO BOOKSHOP

HAND BOOKS FOR NEW! THE HAMSHACK

AMATEUR RADIO CALL DIRECTORY, 1982-1983 Edition. Compiled by: Jack A. Speer N1BIC and Ashok K. Anand. Here it is, and at a price you can afford! A directory of over 410,000 radio amateurs in the United States (as licensed by the U.S. Gov't). Completely updated for 1983. Easy to handle 8 1/2 x 11 format. BK1254 \$12.95

THE TEN METER FM HANDBOOK—by Bob Heil K9EID. This handbook has been published to help the ten meter enthusiast learn more about the many methods of conversions and tricks that are used to make existing units work better. Join the great "linkers" of the world on ten FM and enjoy the fantastic amount of fun in communicating with amateur stations worldwide on ten meter FM. BK1190 \$4.95.*

THE COMPLETE SHORTWAVE LISTENER'S HANDBOOK, 2nd EDITION by Hank Bennett and Harry L. Helms. This comprehensive volume contains loads of new information from all over the world on the latest developments in SWL technology clubs, associations, practices and stations. A thorough guide to stations of the world by general continental area and frequency is included. BK1241 \$9.95

THE PRACTICAL HANDBOOK OF AMATEUR RADIO FM REPEATERS—by Bill Pasternak WA6ITF (author of 73 Magazine's monthly column "Looking West") This is the book for the VHF/UHF FMer, compiled from material submitted by over a hundred individuals, clubs, organizations and equipment manufacturers. A "must have" for your ham shack shelf. BK1185 \$12.95.*

THE 73 TEST EQUIPMENT LIBRARY

VOL. II AUDIO FREQUENCY TESTERS—Jam-packed with all kinds of audio frequency test equipment. If you're into SSB, RTTY, SSTV, etc., this book is a must for you... a good book for hi-fi addicts and experimenters, too! LB7360 \$1.95.*

VOL. III RADIO FREQUENCY TESTERS—Radio frequency waves, the common denominator of amateur radio. Such items as SWR, antenna impedance, line impedance, RF output, and field strength; detailed instructions on testing these items includes sections on signal generators, crystal calibrators, grid dip oscillators, noise generators, dummy loads, and much more. LB7361 \$1.95.*



VOL. IV IC TEST EQUIPMENT—Become a troubleshooting wizard! Here are 42 home construction projects for building test equipment to work with your ham station and in servicing digital equipment. Plus a cumulative index for all four volumes for the 73 TEST EQUIPMENT LIBRARY. LB7362 \$1.95.*

ALL THREE OF THE ABOVE ONLY \$4.95 ORDER LB7365


RF AND DIGITAL TEST EQUIPMENT YOU CAN BUILD—BK1044—Rf burst, function, square wave generators, variable length pulse generators—100 kHz marker, f-f and rf sweep generators, audio osc, at/rf signal injector, 146 MHz synthesizer, digital readouts for counters, several counters, prescaler, microwave meter, etc. 252 pages. BK1044 \$5.95.*

FOR THE CONTESTER

THE CONTEST COOKBOOK—This book reveals the secrets of that elite group of operators who top the list when the contest results are published. It contains detailed suggestions for the first-time contestee as well as tips for the advanced operator. Domestic, DX, and specialty contests are all discussed, complete with photographs and diagrams showing the equipment and operating aids used by the top scorers. For the serious contestee. BK7308 \$5.95.



THE 73 TECHNICAL LIBRARY



THE CHALLENGE OF 160—The growth of amateur radio today is encouraging the use of 160 meters. All the information necessary to get started on this unique band, the all-important antenna and ground systems are described in detail. Also, how to get on, top-band operating tips, top-band transmitters, propagation, weather receiving equipment, and more are covered in full. The introduction contains interesting photos of Stew Perry's (the King of 160) shack. This reference is useful to new and experienced top-band operators. BK7309 \$4.95

INTERFERENCE HANDBOOK—by William R. Nelson, WA6EKG—This timely handbook covers every type of RFI problem and gives you the solutions based on practical experience. Covers interference to TV, radio, hi-fi, telephone, radio amateur, commercial and CB equipment. Power line interference is covered in depth—how to locate it, cure it, work with the public, safety precautions, how to train RFI investigators. Written by an RFI expert with 33 years of experience, this profusely illustrated book is packed with practical easy-to-understand information. BK1230 \$8.95.*

OWNER REPAIR OF RADIO EQUIPMENT—by Frank Glass K6RG. Here's a book that will teach you an approach to troubleshooting without a shack full of test equipment. Written in a narrative, non-mathematical style, it will encourage you to successfully fix your own rig problems 80 to 90% of the time. Even if you don't want to fix, you can learn a lot about how things work and fail. Add to your library and personal expertise. BK7310 \$7.95.*

EVERYTHING YOU ALWAYS WANTED TO KNOW ABOUT AMATEUR TELEVISION, (but were afraid to ask)—By Mike Stone WB0QCD. This book is a complete guide to setting up your own amateur radio television station. It contains—A history, what equipment you need, video theory, cameras, recorders, lighting, special effects, sound ATV DXing, mobile FSTV, ATV repeaters, ATV groups, building projects, test equipment, dealer directory, a cumulative index of over 1000 articles on amateur TV and much more. This is the new, 1982 edition. From the publishers of *Amateur Television Magazine*. BK1244 \$9.95

WORLD PRESS SERVICE FREQUENCIES—by Thomas Harrington Can't wait to hear the evening news, or are you wondering about the news that you aren't hearing? Receive by Radio Teletype (RTTY) all the world news and financial happenings from the world capitals on a 24 hour a day basis. This book gives you the frequencies and times of broadcast of such news services as AP, UPI, Reuters, TASS, VOA and London Press. Also included is an introduction to RTTY with information on equipment, antennas, abbreviations—everything you need to get started in RTTY. BK1202 \$7.95*

SSB... THE MISUNDERSTOOD MODE—by James B. Wilson. Single Sideband Transmission... thousands of us use it every day, yet it remains one of the least understood facets of amateur radio. J. B. Wilson presents several methods of sideband generation, amply illustrated with charts and schematics, which will enable the ambitious reader to construct his own sideband generator. A must for the technically-serious ham. BK7351 \$5.50.*

PROPAGATION WIZARD'S HANDBOOK—by J. H. Nelson. When sunspots riddled the worldwide communications networks of the 1940s, John Henry Nelson looked to the planets for an answer. The result was a theory of propagation forecasting based upon interplanetary alignment that made the author the most reliable forecaster in America today. The book provides an enlightened look at communications past, present, and future, as well as teaching the art of propagation forecasting. BK7302 \$6.95.*

TOOLS & TECHNIQUES FOR ELECTRONICS—by A. A. Wicks is an easy-to-understand book written for the beginning kit-builder as well as the experienced hobbyist. It has numerous pictures and descriptions of the safe and correct ways to use basic and specialized tools for electronic projects, as well as specialized metal-working tools and the chemical aids which are used in repair shops. BK7348 \$4.95.*

BEHIND THE DIAL—This book explains, in detail, what's going on on all the frequencies, from shortwave up to microwave. It gives the reader a good idea of what he can find and where to find it, including some of the secret stations such as the C.I.A. and the F.B.I. Everything is covered short of microwave monitoring. Anyone interested in purchasing a shortwave receiver should have a copy of this book. Surveillance, station layout consideration, antenna systems, interface, and the electromagnetic spectrum are included. BK7307 \$4.95

THE NEW WEATHER SATELLITE HANDBOOK—by Dr. Ralph E. Taggart WB8DQT. Here is the completely updated and revised edition containing all the information on the most sophisticated and effective spacecraft now in orbit. This book serves both the experienced amateur satellite enthusiast and the newcomer. It is an introduction to satellite watching, providing all the information required to construct a complete and highly effective ground station. Solid hardware designs and all the instructions necessary to operate the equipment are included. For experimenters who are operating stations, the book details all procedures necessary to modify equipment for the new series of spacecraft. Amateur weather satellite activity represents a unique blend of interests encompassing electronics, meteorology and astronautics. Join the privileged few in watching the spectacle of earth as seen from space on your own monitoring equipment. BK7383 \$8.95.*

*Use the order card in this magazine or itemize your order on a separate piece of paper and mail to: 73 Radio Bookshop • Peterborough NH 03458. Be sure to include check or detailed credit card information. No C.O.D. orders accepted. \$1.50 for the first book, \$1.00 each additional book for U.S. delivery and foreign surface. For foreign airmail \$10.00 per book. Please allow 4-6 weeks for delivery. Questions regarding your order? Please write to Customer Service at the above address. (Prices subject to change on books not published by 73 Magazine.)

FOR TOLL FREE ORDERING CALL 1-800-258-5473

ADVERTISERS

*Please contact these advertisers directly.
To receive full information from our advertisers please complete the postage-paid card.

R. S. No.	Page	R. S. No.	Page	R. S. No.	Page	R. S. No.	Page
2	AEA/Advanced Electronic Applications 16, 53, 81	184	Contemporary Electronic Products 91	215	International Telecommunications Systems Florida, Inc. 53	171	Ridge Systems Co., Inc. 48
476	AEA/Advanced Electronic Applications 100	190	Control Products Unlimited, Inc. 107	209	Jarr Corp. 48	133	Rivendell Associates 116
486	AEA/Advanced Electronic Applications 104	*	Crown Micro Products 117	72	JDL Industries 125	150	Royal 128
115	A5 ATV Magazine 130	21	Current Development Corp. 52	482	John Yurek Software 101	207	Russ Software Ltd. 129
164	A & W Productions 85	106	Cushcraft Corp. 16	212	Kalgio Electronics 53	65	S-F Amateur Radio Services 39
448	Advanced Communications International 80	346	Data Service Co. 91	*	Kantronic, Inc. 19, 43	500	73 Books 109-111, 114, 121, 127, 128
124	Advanced Computer Controls 55	312	Dayton Hamvention 28	81	KDK Distributing Co., Inc. 71		Dealer Ad 110
*	Alaska Microwave Labs 39	*	Daytapro Electronics, Inc. 28	* Kenwood 7	Cov. IV, 7		Moving 110
216	Alden Electronics 23	*	DGM Electronics, Inc. 68	204	Lacombe 31		Subscriptions 115, 129
488	Alden Electronics 102	*	Digi Com Engineering, Inc. 93	214	A. Lascurain 97		University Microfilms 129
20	All Electronics Corp. 130	57	Discount Ham Radio 36	452	Lewis Construction Co. 116		Semi Conductor Supermart 93
*	Amateur Electronic Supply 36, 55	425	Doppler Systems 43	77	M-Squared Engineering, Inc. 59		* Simple Simon Electronics KIts, Inc. 37
5	Amateur-Wholesale Electronics 77, 87	45	EGE, Inc. 46	44	Macrotronics, Inc. 58		483 Simpson Electric Co. 100
334	Amidon Associates 63	447	Electronic Hobby Innovations 39	45	Madison Electronics 82		112 Sintec Co. 27
169	A. P. Systems 48	146	Electronic Rainbow Industries, Inc. 54, 123	46	Maggiore Electronics 73		* Spectronics, Inc. 95, 144
213	API Electronics 19	477	Electronic Specialists 101	137	Martin Engineering 116		88 Spectrum Communications 79
71	Applied Invention 53	24	Encomm, Inc. 18	205	Metheny Corp. 130		436 Spectrum International, Inc. 123
329	AR Technical Products 54	400	Engineering Consulting Service 130	47	MFJ Enterprises 25, 63, 65, 67		198 Speedcall Corp. 59
*	Associated Radio 117	85	Faxscan, Inc. 82	48	MHz Electronics 132-141		173 Spider Antenna 117
130	Auto Connect 5	218	Ferritronics 46	50	Microcraft Corp. 80		183 Tayco Communications 129
*	Autek Research 63	323	Fox-Tango Corp. 49, 82	51	Microlog 30		* Telex Communications 16, 17
469	BG Carl Electronics 48	178	Galaxy Electronics 130	196	MicroTek 129		* Ten-Tec, Inc. 13
11	Barker & Williamson, Inc. 31	*	Gilfer Shortwave 95	479	Microwave Filter Co. 102		* The Antenna Bank 125
305	Barry Electronics Corp. 29	143	GLB Electronics 47	* Mirage Communications 69			118 The Blackburn Group 48
157	Boman Industries 41	*	Global Specialties 100	210	Nampa Satellite Receiving Systems 39		449 The Ham Shack 128
487	Buckmaster Publishing 106	132	Grand Systems 93	318	National Comm. Group Co. 71		57 The Tuned Antenna 49
*	Butternut Electronics Corp. 42	480	Grove Enterprises 101	412	Nemal Electronics 128		104 Trionyx Industries 47
89	Clutterfree Modular Consoles 59	352	Grove Enterprises 125	485	Non-Linear Systems 101		197 Twin Oaks & Associates 65
163	Com-Rad Industries 130	31	Hal-Tronix 73	137	Nuts & Volts 129		217 Universal Communications 47
382	Communications Concepts, Inc. 63	345	Hal Communications Corp. 15, 80, 81	* Orbit Magazine 91			* Universal Electronics 130
*	Communications Design 43	*	Ham Radio Outlet 3	* P. C. Electronics 123			189 Universal Software 31
462	Communications Electronics Specialties, Inc. 67	33	Hamtronics, NY 142, 143	* Palomar Engineers 4, 105			* V-J Products, Inc. 82
484	Communications Electronics Specialties, Inc. 100	460	Handi-Tek 130	159	Parsec Communications 129		* Van Gorden Engineering 19
15	Communication Specialists 74, 75	303	Heath Co. 9	201	Pegasus Electronics, Inc. 28		311 Vanguard Labs 129
130	Connect Systems 5	320	Hoosier Electronics 14	182	Peterson Electronics 129		* Viking Industries 31, 49
		* ICOM 7	Cov. II, 103	* Philadelphia Resins 65			90 Vocom Products Corp. 42
		78	Independent Crystal Supply 130	61	Radio Amateur Callbook, Inc. 4		200 Votuc Communications 128
		478	International Solar Products 101	397	Radio World 81		* W9INN Antennas 116
				454	Radiodiok 42		302 W-S Engineering 95
				62	Ramsey Electronics 131, 145		79 Wacom Products, Inc. 49
				156	RF Electronics 55		80 Western Radio Electronics 67
							83 Yaesu Electronics Corp. Cov. III

73

BOOKS, ETC.

To order, complete the postage-paid card, or itemize your order including detailed credit card information or check and mail to: 73 Magazine/Mail Order Dept./Peterborough NH 03458.

Catalog#	Item	Price	Catalog#	Item	Price	Catalog#	Item	Price	Catalog#	Item	Price
73300	73 BACK ISSUE—BEFORE JULY 1980		BK7309	CHALLENGE OF 160	\$ 4.95	BK7310	OWNER REPAIR OF RADIO EQUIPMENT	\$ 7.95	SG7358	STUDY GUIDE—GENERAL CLASS	\$ 6.95
73350	73 BACK ISSUE—JULY 1980 THRU OCT. 1981	\$ 3.00	BK1011	CMOS COOKBOOK	\$10.50	BK1185	THE PRACTICAL HANDBOOK OF FM REPEATERS	\$12.95	BK1190	THE TEN METER FM HANDBOOK	\$ 4.95
73350P	73 BACK ISSUE—NOV. 1981 TO PRESENT	\$ 3.50	CT7305	CODE TAPE—5 WPM	\$ 4.95	BK7302	PROPAGATION WIZARD'S HANDBOOK		LB7360	TEST EQUIP LIB V2—AUDIO TESTERS	\$ 4.95
73005	73 BACK ISSUE—5 YOUR CHOICE	\$10.75	CT7313	CODE TAPE—6 + WPM	\$ 4.95	OW0250	OSL CARDS—STYLE W—250	\$ 6.95	LB7361	TEST EQUIP LIB V3—RADIO EQUIP.	\$ 4.95
	Add \$1.00 per magazine for shipping		CT7313	CODE TAPE—13 + WPM	\$ 4.95	OW0500	OSL CARDS—STYLE W—500	\$13.95	LB7362	TEST EQUIP LIB V4—IC TEST EO	\$ 4.95
73010	73 BACK ISSUE—10 YOUR CHOICE	\$16.00	CT7320	CODE TAPE—20 + WPM	\$ 4.95	OK0250	OSL CARDS—STYLE X—250	\$ 8.95	BK7387	TEXTEDIT—WORD PROCESSING KIT	\$9.97
73025	73 BACK ISSUE—25 YOUR CHOICE	\$27.00	CT7325	CODE TAPE—25 + WPM	\$ 4.95	QK0500	OSL CARDS—STYLE X—500	\$13.95	DS7387	TEXTEDIT—DISK	\$19.97
73125	73 BACK ISSUE—25 OUR CHOICE	\$14.00	CT7394	CODE TAPES (ANY FOUR ABOVE)	\$15.95	QY0250	OSL CARDS—STYLE Y—250	\$ 8.95	BK7348	TOOLS & TECHNIQUES	\$ 4.95
	Add \$7.50 per order for shipping		BK1241	THE COMPLETE SHORTWAVE LISTENER'S HANDBOOK	\$ 9.95	OY0500	OSL CARDS—STYLE Y—500	\$13.95	BK1063	TTL COOKBOOK	\$ 9.50
BK1196	ALL ABOUT CUBICAL QUAD ANTENNAS	\$ 5.95	BK7308	THE CONTEST COOKBOOK	\$ 5.95	BK1199	THE RADIO AMATEUR ANTENNA HANDBOOK	\$ 6.95	BK1064	TVT COOKBOOK	\$ 9.95
BK7384	ANNOTATED BASIC VOL. 1	\$10.95	BK7381	40 COMPUTER GAMES	\$ 7.95	BK1044	RF & DIGITAL TEST EQUIPMENT	\$ 5.95	BK7382	UNDERSTANDING & PROGRAMMING MICROCOMPUTERS	\$10.95
BK7385	ANNOTATED BASIC VOL. 2	\$10.95	BK1244	EVERYTHING YOU ALWAYS WANTED TO KNOW ABOUT AMATEUR TV	\$ 9.95	BK1016	73 DIPOLE & LONG WIRE ANTENNAS	\$ 2.00	BK7368	VHF ANTENNA HANDBOOK	\$ 5.95
BK1197	BEAM ANTENNA HANDBOOK	\$ 5.95	BK7321	A GUIDE TO HAM RADIO	\$ 4.95	BK1000	SHELF BOX—1	\$ 5.50	BK1198	VHF HANDBOOK FOR RADIO AMATEURS	\$ 6.95
BK7307	BEHIND THE DIAL	\$ 4.95	BK7322	HOBBY COMPUTERS ARE HERE	\$ 2.47	BX1001	SHELF BOXES—2-7	\$1.50 each	BK1202	WORLD PRESS SERVICE FREQUENCIES	\$ 7.95
			BK1201	HOW TO DEFEND YOURSELF AGAINST RADAR	\$ 6.95	BK1002	SHELF BOXES—8 AND UP	\$1.25 each	BK1184	WORLD RADIO TV HANDBOOK	\$16.50
			BK1028	IC OP AMP COOKBOOK	\$14.95	BK1200	SIMPLE, LOW COST WIRE ANTENNAS FOR RADIO AMATEURS	\$ 6.95	BK7315	WORLD REPEATER ATLAS	\$ 2.00
			BK1230	INTERFERENCE HANDBOOK	\$ 8.95	BK7311	SOME OF THE BEST FROM KILOBAUD	\$10.95			
			BK7386	KILOBAUD CLASSROOM	\$14.95	BK7351	SSB THE MISUNDERSTOOD MODE	\$ 5.50			
			BK7312	MAGIC OF HAM RADIO	\$ 4.95	SG7357	STUDY GUIDE—NOVICE CLASS	\$ 4.95			
			BK7340	THE NEW HOBBY COMPUTERS	\$ 2.47						
			BK7383	THE NEW WEATHER SATELLITE HANDBOOK	\$ 8.95						
			CT7300	NOVICE THEORY TAPES	\$15.95						

SHIPPING AND HANDLING CHARGES: \$1.50 for the first book, \$1 for each additional book for US delivery and foreign surface. \$10 per book for foreign airmail.

Great Minds Think Alike.

Hertz . . . Marconi . . . Armstrong . . . they all would have read **73**. Why?

Great pioneers get their ideas from great pioneering articles. Armstrong read detailed accounts of Marconi's Cornwall to St. Johns transmission. Marconi was inspired by an article about the experiments of the late Heinrich Hertz. And Hertz was guided in his experiments by the theories of the English mathematician Maxwell.

Throughout its 22-year history, **73** has been a leader in the field of radio communications, publishing more articles that helped to pioneer new areas of amateur radio than any other ham magazine. Articles on single sideband, solid state, repeaters, narrow band communications, satellites . . . the list goes on and on.

Today, the spirit of the pioneer lives on in each and every issue of **73**.

You need **73**.


You need it to keep up with the latest radio news. You need it to stay abreast of the most recent technological developments. You need it to find out what your future rig will be like, and how you can modify your present rig to get more out of it, and what the word is on the latest gear, contests, DX . . . You need **73** to help you be the best ham you can be.

And who knows? Maybe the pioneering articles in **73** will inspire you to heights you never thought you could achieve . . . right up there with Hertz, Marconi, and Armstrong.

To order simply fill out the coupon below and send it in, or dial toll free

1-800-258-5473.

**Be a pioneer.
Subscribe to 73.**



YES! I want to be a pioneer. Send me 12 issues of **73** for only \$19.97.

Canada \$22.97 US funds
Foreign \$39.97 US funds drawn on US bank

Check MC VISA AE BILL ME

Card # _____
Interbank # _____ Exp. Date _____
Signature _____
Name _____
Address _____
City _____ State _____ Zip _____

73: Amateur Radio's Technical Journal
Subscription Dept., P.O. Box 931, Farmingdale NY 11737

332R6

Your first issue will arrive in 6 to 8 weeks.

RTTY LOOP

Marc I. Leavey, M.D. WA3AJR
4006 Winlee Road
Randallstown MD 21133

There's a great old song written by James V. Monaco and Joe McCarthy called "You Made Me Love You." It's that kind of feeling that I get in February, what with Valentine's Day and all, along with the letters from you, the readers, whom I truly adore. Let's see what you all have to relate this month.

Starting with the "foreign desk" (sounds like "World News Tonight"), I have a note here from a colleague in Central America. David Reuben Harris, M.D., a physician in Costa Rica, is a TRS-80 user who is trying to obtain software for his Model I that will enable him to both copy RTTY and fully interface his computer on the air. Now, I have always been a fan of software solutions to "hard" problems, but not this time. A perusal through the published literature really fails to demonstrate much in the "strictly software" vein.

On the other hand, I have received a packet of material that just might answer some of Dr. Harris's needs. Kantronics, located in Lawrence, Kansas, produces a versatile RTTY interface, which we touched upon in December. With some more information in hand, let's see what they say it can do.

Their box, called "The Interface," is the hardware link that turns a computer and amateur transceiver into a highly sophisticated RTTY system. It allows transmission on Murray, ASCII, or Morse with essentially the same operating convenience.

The unit itself is contained in a small box that attaches to external devices through a series of jacks on the back panel. Inputs and outputs are provided which accept audio and digital inputs between speaker

audio, computer, and accessory keyboard or key. Front-panel indicators include a tuning LED and bar-graph LED, used to center incoming signals within the demodulator's passband. There is even a loop driver available to switch an external 60-mA loop so that an antique Model 15 can be used as a printer for such a modern system.

No hardware of this complexity is any good without equally able software and, recognizing this, Kantronics has made available a group of programs known generically as "Hamssoft" that interface The Interface to the Apple II, Vic-20, TRS-80C, and Atari 400/800 computers. Additionally, it is entirely possible to write custom software to use The Interface with other computers.

An interesting possibility is raised by the note that the Hamssoft programs, which allow for Morse code in the 5-99-wpm range, 60-, 67-, 75-, and 100-wpm Murray, 110- and 300-baud ASCII, split-screen display, transmit buffer, Morse ID during RTTY, printer output, and more, will operate with other terminal units. That means that you might, and I emphasize *might*, be able to use the Hamssoft program between your computer and terminal unit if all else is compatible. Kantronics makes no promises that you can, but it might be interesting to try.

A further indication of the care that went into this product is a full section in the manual of The Interface which details modifications needed to operate with certain transceivers which present problems. Whether the modifications need be made to The Interface or the transceiver, it is spelled out in enough detail that accomplishing the change should be no real problem.

Kantronics has put together a nice package here, and I will be interested to hear from those of you who have used The Interface and Hamssoft in its various configurations. I am sure that Phil Anderson W0XI,

president of Kantronics, and the other folks out there will be happy to answer your questions. Write them at 1202 E 23rd Street, Lawrence KS 66044, and be sure to mention 73's RTTY Loop.

Speaking of Phil Anderson, he passes along a question which several others have also posed. Kirk Baxter WB0AXX, in Mission, Kansas, and John Ryan, in Alcove, Quebec, both also are interested in several of the encoded RTTY signals heard on commercial frequencies. Kirk relates a series of such codes, including bit inversion, bit transposition, TOR codes, SITOR codes, ARQ, FEC, and SEL-FEC codes. These signals are uncopyable on a standard system and can represent a real challenge to the hard-core RTTYer.

The first few codes asked about are simple techniques, designed merely to ensure some degree of privacy. It is fairly easy to envision manipulating a standard Murray character to, say, invert one or more bits from mark to space, or vice versa. Thus, the letter "R" would change from 01010 to 00110, if bits two and three were inverted, and would print as an "I" on an unmodified machine. Similarly, one can consistently transpose two or more bits in each character, again rendering it unprintable without the key for deciphering.

These codes are not difficult to decode with a computer program which recognizes the cipher and undoes what the sender did. Of course, if the encoding station is really nasty, the characters can have bits both inverted and transposed, but that is another convolution.

The Murray code, as we all know, is a five-level code. While ASCII is the most common code using more than five bits, it is apparently quite rare on radio circuits. A complex series of codes is used on many commercial circuits which has error-detection abilities. Known as the Moore code, or CCITT No. 3, it is a seven-bit code sent synchronously, as opposed to the asynchronous Murray code.

Thirty-five characters are each composed of three marks and four spaces, in various combinations. If a character is received which does not have the correct number of marks and spaces, the receiving station can send a code to repeat the last transmission. This is called the "Automatic Repetition on Request" and yields the mnemonic "ARQ" when referring to this code.

Another code system which allows for error correction is the "Telex Over Radio," or TOR system. Some trademarks for systems using TOR include SITOR and SPECTOR. The TOR codes resemble the Moore system in their formulation, but are each four marks and three spaces; thus, the characters themselves are completely different. The FEC noted above is a Forward Error Correction in which each character is sent multiple times to receivers unable to request a correction. The receiver is set up to select any of the repetitions which meet the correct mark/space ratio and discard the rest.

Although this is an overview, I hope this explains the more unusual codes heard on the air. If there is sufficient interest, we may be able to devote more time in the future to schemes to decode some of these code types. Let me know with your cards and letters, I look forward to them.

I will close this month with a request from another reader out west. Bob Sanett W6TWR, in Van Nuys, California, is trying to hook up a Siemens T-1000 RTTY unit. He describes this as a daisy-wheel printer for RTTY! Sounds interesting, but he needs any information he can get. Anyone with anything of note should drop me a line and send Bob a copy at PO Box 7323, Van Nuys CA 91409. I'm sure he will appreciate it.

Will try to outline some more on the terminal next month, and of course something from you, the readers. This is our column, yours and mine, and between old Model 15s and new computers, that's quite a range, here, in RTTY Loop.

MULTI-BAND SLOPERS

160, 80, and 40 meters

Outstanding DX performance of slopers is well known. Now you can enjoy 2 or 3 band BIG-SIGNAL reports! Automatic bandswitching • Very low SWR • Coax feed • 2kw power • Compact • Ground or tower feed • Hang from any support 25 ft. high or higher • Easy to install • Very low profile • Complete instructions • Immediate shipment • Check ok

3-BAND SLOPER 160, 80, & 40 Meters • 60 ft. long	\$ 43.99 frt.ppd.
2-BAND SLOPER 80 & 40 Meters • 41 ft. long	\$ 30.00 frt.ppd.
3-BAND NO TRAP DIPOLE 160, 80, & 40M • 113ft. long	\$ 66.00 frt.ppd.
2-BAND NO TRAP DIPOLE 80 & 40M • 84ft. long	\$ 49.00 frt.ppd.

FOR ADDN'L INFO on these and other unique antennas: send SASE

W9INN ANTENNAS
BOX 393-S MT. PROSPECT, IL 60056

SATELLITE TV SYSTEMS

"COMPARE OUR QUALITY, PRICES AND SERVICE!"

WE MANUFACTURE:

PARABOLIC DISHES
POLAR MOUNTS
DEMO TRAILERS
CUSTOM PARTS

MOTORIZATION SYSTEMS
LNA HOLDERS
ALUMINUM HORNS

WE STOCK:

WASHBURN
KLM
AVANTEK
GARDINER

GILLASPIE
DRAKE
LOWRANCE

ALLIANCE
ATV
CABLE & CONNECTORS
SWITCHES & HARDWARE

CALL, WRITE OR ✓ FOR OUR LATEST BROCHURE AND PRICES.

AUSTIN C. LEWIS
K4GGC
901-784-2191

LEWIS CONSTRUCTION CO.
P.O. BOX 100
HUMBOLDT, TN. 38343

"IN BUSINESS AT THIS LOCATION SINCE 1964" ✓452


LIMITED SPECIAL \$555.00

HAMEG

Oscilloscopes

20 MHz
DUAL TRACE

to meet every need



WITH PROBES: x1 & x10
• ONE YEAR FULL WARRANTY
• SOLID STATE
• ASSEMBLED & CALIBRATED
NEW RECTANGULAR CRT
(603)434-5371

MODEL HM-203

DEALER INQUIRIES INVITED

✓ 133

Rivendell Assoc.

RFD-5

DERRY, N.H. 03038

WARNER HILL

COMPARE the HAZER™ with foldover + telescoping towers

- Antenna systems mount on Hazer-Hazer follows parallel to outside of tower - Raise to tower top or lower completely to ground level.
- Safety lock system on Hazer operates while raising-lowering & in normal position. Never can fall.
- Weight transferred directly to tower. Winch cable used only for raising & lowering.
- Will support most antenna arrays up to 20 sq. ft.
- High quality materials & workmanship
- Safety - speed - convenience - smooth travel
- Easy to install and use
- For Rohn 20 & 25 tower - Other towers on request. Complete with winch, 100 ft. of cable, hardware and instructions.

HAZER II Heavy alum. \$279.95 • \$17.00 UPS
HAZER III Standard alum. \$199.95 • \$13.00 UPS
HAZER IV Heavy gal. steel \$249.95 • \$28.00 UPS
Specify mast diameter when ordering.

MARTIN ENGINEERING P.O. BOX 253 BOONVILLE, MO 65233

✓ 134

816-882-2734



ASSOCIATED RADIO

913-381-5900

8012 CONSER BOX 4327
OVERLAND PARK, KANSAS 66204

BUY—SELL—TRADE

All Brands New & Reconditioned



**YOU WANT A DEAL — WE WANT TO DEAL
CALL NOW!!!**



SAVE—SAVE—SAVE



**NOTE: SEND \$1.00 FOR OUR CURRENT CATALOG OF NEW AND RECONDITIONED EQUIPMENT
SEND \$1.00 FOR OUR WHOLESALE LIST OF UNSERVICED & OVERSTOCK ITEMS.
SEND \$2.00 FOR BOTH. THEY WILL BE MAILED SEPARATELY.**

RTTY/CW For the TRS-80*

* A Trademark of the Tandy Corp.



ROM-116

Now includes:

- TEXT EDITING
- RTTY PICTURES
- SAVE TEXT TO DISK *Detailed brochure available on request.*

Featuring:

1200 BAUD OPERATION. Not limited to 110 baud because of timing loops. 6C, 66, 75 & 100 W.P.M. Plus 110, 150, 30C, 600 & 1200 baud operations possible.

FLEXIBILITY OF OPERATION. Instantly change: Baud Rates; Program Mode (ASCII/Baudot); Program Status.

SPLIT SCREEN VIDEO. Transmit & receive data displayed separately.

REAL TIME. Automatic CW-ID without user intervention. Automatically updates at end of month or year.

Other features include:

- Two Serial Ports
- Fourteen Buffers
- Automatic CW-ID
- Transmit Control
- Selective Call Feature
- Error Correction & Editing
- Word Wrapping
- Easy to Interface
- 30 Day Unconditional Guarantee
- Hardware Requirements: TRS-80 Model I or III 16K EXTERNAL TERMINAL UNIT REQUIRED

**CROWN
MicroProducts**

606 State Street, P.O. Box 892-R • Marysville, WA 98270 • (206) 659-4279

The Spider™ Antenna

The modern multi-band mobile antenna — switch to 10, 15, 20 or 40 meters without stopping to change resonators.

Features of the Spider™ Antenna

- The Spider™ Antenna is less than six feet high and the longest resonator projects out from the mast 24 inches. This gives a slim profile, low height and light weight, offering little wind resistance and eliminating the need for a spring mount.
- Each resonator is tuned to the desired portion of the band by a tuning sleeve which slides over the outside of the resonator.
- SWR is approximately 1:1 at the selected resonant frequency.
- Base impedance approximately 50 ohms, requiring no matching network.
- Ideal for use on vans, campers, motor homes, travel trailers; also in mobile home parks, apartment houses and condominiums.

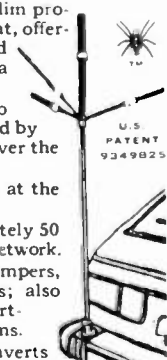
The Spider™ Adapter converts any mono-band antenna with a half-inch mast into a modern four-band antenna.

The Spider™ Maritimer™ is the ultimate for marine use. Made of non-magnetic stainless steel and nickel-chrome plated bronze, using regular Spider™ resonators and tuning sleeves.

Accessories — Bumper, ball, angle and stud mounts. Quick disconnects. RG-58A/U coaxial cable and connectors. Ground radial systems. Copper foil and copper braid ground straps.

For further information, prices write or call

MULTI-BAND ANTENNAS
7131 OWENSMOUTH AVENUE, SUITE 463C
CANOGA PARK, CALIF. 91303
TELEPHONE: (213) 341-5460



CONTESTS

Robert Baker WB2GFE
15 Windsor Dr.
Atco NJ 08004

ARIZONA QSO PARTY

Starts: 1800 GMT February 5
Ends: 0600 GMT February 6

Sponsored by the Southern Arizona DX Association. Single-operator and club entries, all bands and modes but no repeater contacts allowed. Each station may be worked only once per band.

EXCHANGE:

RS(T) and state, province, DXCC country, or Arizona county. Novices and Technicians also sign /N or /T, respectively.

FREQUENCIES:

Phone—3895, 7230, 14280, 21365, and 28560.

CW—60 kHz up from lower band edge.
Novice—25 kHz up from lower band edge.

SCORING:

Count 1 point per phone QSO, 2 points for each CW or other mode QSO, and 4 points per QSO with Novice or Technician in the Novice bands. Arizona stations multiply QSO points by number of states, provinces, and DXCC countries. Others multiply QSO points by number of Arizona counties (13 maximum). The club station, W7NQ, also counts as 1 multiplier for non-Arizona stations. Anyone working all Arizona counties and W7NQ may double the multiplier.

AWARDS:

Certificates for the highest-scoring station in Arizona, non-Arizona, and Novice/Technician. In addition, certificates for highest score in any Arizona county, state, province, or DXCC country in which there are at least five entries.

Other certificates for Arizona and non-Arizona clubs whose members' scores

combine for the highest score. Club entry must consist of at least five individual entries to be eligible. Club residency determined by mailing address.

ENTRIES:

Individual entries should show each station worked, exchange, and time and frequency of each QSO. Include a summary sheet of your scoring and dupe sheets for bands with more than 50 QSOs. Entry may designate one club with which you are participating. Deadline for individual entries is March 5th.

Club entries should be submitted by a club officer with a summary of call signs and claimed scores. To be counted toward the club total, the individual entries must also designate the club. Deadline for club summaries is April 5th.

Include a large SASE for results. Entries should be addressed to: Southern Arizona DX Association, c/o Philip M. Stickney N7BUP, 1890 West Paseo Cuenca, Tucson AZ 85704.

SOUTH CAROLINA QSO PARTY

Starts: 1800 GMT February 5
Ends: 2359 GMT February 6

The QSO party is again sponsored by the Colleton County Contestors. The same station may be worked on each band and mode, simplex only. South Carolina mobile stations that change counties are considered new stations. Novice and Technician stations please sign /N or /T.

EXCHANGE:

RS(T) and state, province, country, or South Carolina county.

SCORING:

Phone contacts are worth 2 QSO points, CW contacts are worth 3 points. The multiplier for South Carolina stations is the number of states, provinces, and DX countries worked. Others multiply QSO points

by the number of South Carolina counties worked (46 maximum).

FREQUENCIES:

Phone—3895, 7230, 14280, 21365, and 28560.

CW—3560, 7060, 14060, 21060, and 28060.

Novice—3725, 7125, 21125, and 28125.

AWARDS:

Certificate to top-scoring station in each South Carolina county, state, province, and DX country. Novices and Technicians compete only with other Novices and Technicians.

ENTRIES:

Include a summary sheet with your entry showing scoring and other information. Indicate each new multiplier in your log as it is worked. Novices and Technicians indicate class on your entry. Include a large SASE for results. Mailing deadline is March 5th. Send to: Colleton County Contestors, c/o Elliott Farrell, Jr. KE4VP, Rt. 3 Box 658, Walterboro SC 29488.

NEW HAMPSHIRE QSO PARTY

1900 GMT February 5 to
0700 GMT February 6
1400 GMT February 6 to
0200 GMT February 7

Sponsored by the Concord Brasspounders, Inc. (W10C), to promote the Worked New Hampshire Award. Stations may be worked once per band, per mode. New Hampshire stations may work each other.

EXCHANGE:

Send RS(T) and country, ARRL section, or New Hampshire county as appropriate.

FREQUENCIES:

Phone—1820, 3935, 3975, 7235, 14280, 21380, and 38575.

CW—1810, 3555, 7055, 14055, 21055, and 28130.

Novice—3730, 7130, 21130, and 28130.
VHF—50.155 and 145.015 FM simplex, no repeaters.

SCORING:

New Hampshire stations score 1 point per QSO multiplied by the number of ARRL sections plus countries plus New Hampshire counties. Others score 5 points per New Hampshire QSO times the number of New Hampshire counties worked.

ENTRIES:

Send your entry no later than March 12th to the Concord Brasspounders, Inc., c/o Norman W. Littlefield, RFD 1 Buck St., Box 323, Suncook NH 03275. Include a large SASE for results and/or award.

VERMONT QSO PARTY

2100 GMT February 5 to
0700 GMT February 6
1100 GMT to 2400 GMT
February 6

Sponsored by the Vermont Amateur Radio Club (W1BD). Each station may be contacted once on each band and mode. Repeater contacts and multiple contacts with the same station on the same band and mode are invalid.

EXCHANGE:

QSO number and state, province, country, or Vermont county.

FREQUENCIES:

Phone—3930, 3960, 7230, 7260, 14280, 14320, 21360, 28570, 50.110, and 144.2.

CW—3530, 3730, 7030, 7130, 14080, 21060, 21160, 28070, and 144.1.

SCORING:

Vermont stations score one point per contact with any station. Multiply QSO points by number of states plus Canadian provinces plus countries (exclude US/Canada). Others score one point per Vermont contact and multiply by the number of Vermont counties (14 maximum).

AWARDS:

For non-Vermont stations, certificate to highest-scoring station in each state, province, and country and to highest-scoring Novice/Technician. Certificates will be given each Vermont station submitting a log. W/VT Award given to stations working 13 of Vermont's 14 counties.

ENTRIES:

Send SASE for official log and score sheets. Send logs/facsimiles, name, class of license, and address not later than March 1st to: D. Nevin KK1U, W. Hill, Northfield VT 05663. Include a SASE for a copy of the results.

QCWA QSO PARTY—CW

Starts: 0001 GMT February 12
Ends: 2000 GMT February 13

This is the 26th annual QCWA QSO Party, with separate weekends for CW and phone. You can work the same station more than once providing it is on another band. Only the bands listed under frequencies will count in this QSO party.

EXCHANGE:

QSO number, operator's first name, QCWA chapter identification (official number or name), and state or country. Members not affiliated with a chapter should use "AL."

FREQUENCIES:

Any authorized amateur frequency in the bands that are listed below is permissible. The following suggested frequencies have been selected to minimize interference to others, but please feel free to wander up or down from these if you so desire. Bands: 3530-3560, 7030-7060, 14030-14060, 21040-21070, and 28040-29070. The above are selected as a starting place. When pileups occur, don't be afraid to go to either side of these frequencies.

SCORING:

Each contact made with another QCWA

CALENDAR

Feb 5-6	South Carolina QSO Party
Feb 5-6	Arizona QSO Party
Feb 5-6	Vermont QSO Party
Feb 5-7	New Hampshire QSO Party
Feb 12-13	QCWA QSO Party—CW
Feb 15-16	America Radio Club International DX Contest
Feb 18-20	A5 Magazine UHF-ATV (FSTV) QSO Party
Feb 19-20	YL ISSB QSO Party—Phone
Feb 19-20	ARRL International DX Contest—CW
Feb 26	RTTY World Championship Contest
Mar 5-6	ARRL International DX Contest—Phone
Mar 12-13	YL ISSB QSO Party—CW
Mar 12-13	QCWA QSO Party—SSB
Mar 12-14	Idaho QSO Party
Mar 12-14	Virginia QSO Party
Apr 9-10	CARF Commonwealth Phone Contest
Apr 9-10	ARRL QSO Party—CW
Apr 16-17	ARRL QSO Party—Phone
Jun 11-12	ARRL VHF QSO Party
Jun 25-26	ARRL Field Day
Jul 9-10	IARU Radiosport Championship
Jul 15-17	A5 Magazine SSTV DX Contest
Aug 6-7	ARRL UHF Contest
Aug 19-21	A5 Magazine UHF FSTV DX Contest
Sep 10-11	ARRL VHF QSO Party

RESULTS

1982 A5 MAGAZINE NORTH AMERICAN FSTV-UHF CONTEST

1	W6VCF	9989
2	W8RUT	5685
3	WB8MRV	3560
4	WB6ROP	3403
5	KB0XL	3015
6	WB9MCF	1955
7	W2RPO	1907
8	WB0ZJP	1905
9	WA9NJR	1895
10	VE3FYY	1621
11	W6RVP	1620
12	W2WHK	1496
13	WA8SAR	1494
14	K8HVA	1445
15	KA0BVT	1225

PARKING AESC/R 147.78 / .18 TICKET PLANO AMATEUR RADIO KLUB

NEWSLETTER OF THE MONTH

Although most people do not like to get parking tickets, the hams in Plano, Texas, get one every month—and they enjoy it.

The *Parking Ticket* is the newsletter of the Plano Amateur Radio Klub, and it encompasses a rare combination of humor, information, and good looks.

The good looks came from recent experimentation with the newsletter, varying the type and layout in response to reader feedback. The result is a very clean newsletter, the columns are well laid out and rarely can a typographical error be found.

Inside features include a two-month calendar of events—not just a list, but a full-fledged calendar with enough room to write notes. Regular features include "Traffic Talk," an educational column on traffic handling, and "The Novice Corner," a tongue-in-cheek tribute to beginning hams. December's issue featured a review of some books titled *The EMP That Ate Worldwide Communications*, and *Practical Tree Pruning With Mobile Antennae*.

However, editor Rick Goodin N5CBI admits that he does have his limitations. "I had grand delusions," he said in a recent editorial, "of writing a coherent, cogent, and otherwise brilliant column, but that was quite a few hours ago when my body still felt awake and my cerebrum had not yet lapsed into autopilot."

Take a nap, Rick; you deserve it for a job well done.

73 encourages clubs to send in their club newsletters. Just address them to 73, Pine Street, Peterborough NH 03458. Let us know what is going on in your area.

member will count as a single point. This year's contest has three multipliers: chapters, states, and countries. For each band, every new chapter is a multiplier of one, every new state (USA) is a multiplier of one, and every new country (ARRL DXCC list) is a multiplier of two. At the end of the party add up your total contacts for all bands and multiply it by the sum of all your multipliers for all bands. This will give you your total and final score.

ENTRIES:

Please keep separate logs for each band. Logs should include the following information: time (GMT), call, QSO numbers, name, chapter number or name, state or country. It is the responsibility of each contestant to provide a legible log (no carbon copies) and to list all claimed contacts. The total contacts and multipliers for each page should be recorded at the bottom of each page. The total contacts for the party should be recorded on the first page of the log. Log sheets will not be returned. Make sure you have correct postage when you mail your logs. Send logs no later than March 31st to: Spaceport Center #66, Donald McClenon N4IN, 3075 Florida Avenue, Melbourne FL 32901. Separate logs and scores must be submitted for the CW and phone parties.

AMERICA RADIO CLUB INTERNATIONAL DX CONTEST

Starts: 0400 GMT February 15
Ends: 2400 GMT February 16

Any amateur station making two contacts with America Radio Club DX member operators during the two-day contest will be eligible to apply for the Special Silver QSL Award. Stations making three contacts will be eligible for the Special Gold Silver QSL Award. Contacts must be during the two-day period listed above. Suggested frequencies include all authorized frequencies in the 10-, 15-, 20-, and 40-meter phone and CW bands. Exchange RS(T) and QTH. SWL stations also may apply for this award on a heard basis. For special award, send QSL and \$2.00 in US funds or 3 IRCs to: America Radio Club QSO Contest, PO Box 3576, Hialeah FL 33013.

YL ISSB QSO PARTY—PHONE

Starts: 0001 GMT February 19
Ends: 2359 GMT February 20

Two six-hour rest periods are required.

Operating categories include: single operator, DX/WK partners, and YUOM teams. All bands will be used and the same station may be contacted on different bands for contact points but not as country multipliers. VHF and UHF may be used but all contacts must be direct and not through repeaters. Nets are not allowed!

EXCHANGE:

Name, RS, SSBer number, country, W/K state or VE province, and DX/WK partner's call. If no partner, leave blank. If nonmember, send "NO NUMBER."

FREQUENCIES:

On HF, use the USA General-class band portions. On 20 meters, be aware of the nets on 14313 and 14336. Stay away from 14332; leave it open for DX members trying to make contacts. Check 80 and 40 meters on the hour.

SCORING:

Score 3 points for each member contacted on your own continent, 6 points if different continent. Nonmembers' contacts count one point. Only member station contacts count for multipliers. Multipliers are each state, country, and VE province. Also, each team contacted but only once for each team. When DX/WK partners contact each other it counts as a double multiplier. If your total dc input power is 250 Watts or less during the entire QSO party, then count an additional power multiplier of two. Final score is the sum of QSO points times the total multiplier.

AWARDS:

Special certificates will be awarded to the winners of each category. Regular certificates for country, US state, and Canadian province winners.

ENTRIES:

Logs must show date/time (GMT), station QSOed, RS, mode, band, SSBer number, US state, VE province, or country, and period of rest time. Summary sheets show states, Canadian provinces, countries, YUOM teams, DX/WK teams, and partner contacts. Send logs and summary sheets to Rick and Minnie Connolly (KØRDJ and KAØALX), Star Rt. 1, Crocker MO 65452 prior to June 1st. Be sure to indicate who your DX/WK partner is!

RESULTS

1982 NEW JERSEY QSO PARTY

New Jersey Stations

Station	QSO Points	Sections	Score
WA2QNW	1018	72	73,296
W2ZQ*	534	62	33,108
N2AEW	260	48	12,482

Out-of-State Stations

Station	Contacts	Counties	Score
N3RJ	77	21	1,617
W5WG	47	19	893
KC4HN	47	18	846

New Jersey Counties

Station	Score	Station	Score
<i>Atlantic</i>		<i>Monmouth</i>	
WD4SIG/M	234	W2GSA*	11,562
<i>Bergen</i>		(Operators:	
WB3HUP/M	8	KN2B, KA2F,	
<i>Burlington</i>		WA2SSH)	
W2XQ	3,475	KF2T	2,508
WD4SIG/M	209	WD4SIG/M	132
WB3HUP/M	10	<i>Morris</i>	
<i>Camden</i>		WD4SIG/M	324
WD4SIG/M	88	WB3HUP/M	54
WB3HUP/M	8	<i>Ocean</i>	
<i>Cape May</i>		N2AEW	12,480
W2YC/2	4,060	WD4SIG/M	192
WD4SIG/M	143	<i>Passaic</i>	
<i>Cumberland</i>		KC2PL	3,000
W2ZY	3,536	WD2ASQ	561
WD4SIG/M	192	WB3HUP/M	30
<i>Essex</i>		<i>Salem</i>	
WD4SIG/M	54	WB2KMR	918
WB3HUP/M	30	WD4SIG/M	56
<i>Gloucester</i>		<i>Somerset</i>	
WD4SIG/M	72	WD4SIG/M	70
WB3HUP/M	25	WB3HUP/M	9
<i>Hudson</i>		<i>Sussex</i>	
WB3HUP/M	72	W2RQ	112
<i>Hunterdon</i>		WD4SIG/M	112
WA2HCC	3,000	WB3HUP/M	9
WD4SIG/M	70	<i>Union</i>	
WB3HUP/M	4	WB2DND	1,045
<i>Mercer</i>		WD4SIG/M	72
W2ZQ*	33,108	WB3HUP/M	2
WB2PKG	4,350	<i>Warren</i>	
WB3HUP/M	4	WD4SIG/M	72
<i>Middlesex</i>		WB3HUP/M	16
WA2QNW	73,296		
WD4SIG/M	49		
WB3HUP/M	2		

Out of State

Location	Station	Score	Location	Station	Score
CT	KF1B	143	KY	WA4EBN	231
	W2CC/1	1	VA	KC4HN	846
ME	N1PL/1	364		KØRI/4	782
	WB1GLH	25	LA	WA4PGM	247
E. MASS	KA1CLV	228		W5WG	893
E. NY	K2POF	592	N. TX	KX5U	9
	W2WSS	187	S. TX	W5PWG	646
W. NY	WB2IPX	442	AZ	AK7J	30
DEL	N3ARV	180	OH	WD8OYF	264
E. PA	N3RJ	1617	WI	K9GDF	30
	(Worked 21 Counties)		CO	NØCKC	225
	KB3ZF	688	ONT.	VE3KK	595
	W3SK	420		VE3DIF	120
	(Operators: AA3B)		DX	JA2YKA	1
	WA3JXW	216	(Operators: JR2GMC, JJ1BTC, JH2QXG)		
W. PA	N3COR	216			
N. FLA	WD4ITK	144			

* = Multi-operator

2ND ANNUAL RTTY WORLD CHAMPIONSHIP CONTEST

Starts: 0000Z February 26
Ends: 2400Z February 26

SPONSORS:

73 and *The RTTY Journal*.

MISCELLANEOUS RULES:

The same station may be worked once on each band. Crossmode contacts do not count. Single-operator stations may work 18 hours maximum, while the multi-operator stations may operate the entire 24-hour period. Off periods are no less than 30 minutes each and must be noted in your log(s).

OPERATOR CLASSES:

(A) Single operator, single transmitter, phone only. (B) Multi-operator, single transmitter, phone only.

ENTRY CATEGORIES:

(A) Single band. (B) Allband, 10-80 meters.

EXCHANGE:

Stations within the continental 48 US states and Canada must transmit an RST report and state, province, or territory. All other stations, including Alaska and Hawaii, transmit RST report and consecutive contact number.

QSO POINTS:

1 QSO point is earned for each valid contact.

MULTIPLIER POINTS:

1 multiplier point is awarded for each of the 48 continental US states, Canadian provinces or territories, and DX countries worked on each band.

FINAL SCORE:

Total QSO points times total multiplier points equals claimed score.

CONTEST ENTRIES:

Entries must include a separate log for each band, a dupesheet, a summary sheet,

a multiplier checklist, and a list of equipment used. Contestants are asked to send an SASE to the contest address for official forms.

ENTRY DEADLINE:

All entries must be postmarked no later than March 26, 1983.

DISQUALIFICATIONS:

Omission of any required entry form, operating in excess of legal power, manipulating of contest scores or times to achieve a score advantage, or failure to omit duplicate contacts which would reduce the over-

all score more than 2% are all grounds for immediate disqualification.

AWARDS:

Contest awards will be issued in each entry category and operator class in each of the US call districts and Canadian provinces and territories, as well as in each DX country represented. Other awards may be issued at the discretion of the awards committee. A minimum of 5 hours and 25 QSOs must be worked to be eligible for awards.

CONTEST ADDRESS:

Send an SASE to RTTY World Championship Contest, c/o *The RTTY Journal*, PO Box 77, Cardiff CA 92007.

DX

Chod Harris VP2ML
Box 4881
Santa Rosa CA 95402

FROM EASTER ISLAND TO CHRISTMAS ISLAND

The Pacific adventures of DXpeditioner Eric Sjolund SM0AGD were mentioned in the August, 1982, edition of this column. The saga of how a copy of that column caught up with Eric reflects the hectic nature of his recent six-month journey.

Fellow Swede (SM5HIH—and how's that for a CW callsign!) picked up a copy of the August 73 while his ship was in Houston. SM5HIH sent the article to Eric Edberg W6DU, who maintained daily schedules with SM0AGD as the latter prowled the Pacific. W6DU filed the column off to Eric on Tarawa. In the Kiribati Islands. One month later, the letter arrived in Tarawa postmarked Taiwan and marked, "Not in Taiwan" Well, some of the letters are the same...

Meanwhile, Eric had completed his two-week operation from T30CB and was in Pago Pago in American Samoa. The letter containing the copy of the column was forwarded to Pago Pago, but once again Eric was on the high seas before the letter caught up with him, this time heading for Christmas Island. The letter missed Eric again at Christmas, but the next forwarding to Hawaii did the trick and Eric finally got to

see the column mentioning his "forthcoming DXpedition" at the very end of that trip.

Your DX reporter caught up with world-traveler Eric on his way home to provide this update on one of the most successful amateur radio journeys in many years. Eric reviewed his odyssey for the benefit of 73 readers.

"After the International DX Convention in Visalia, California, I headed for Rarotango in New Zealand's Cook Islands to meet my yacht. We sent the generators and beam antennas ahead by air freight to make sure they would arrive on time, but they didn't show up. The skipper was anxious to leave, so we sailed to deserted Suvarrow Atoll, where I operated as ZK1AF.

"Before he died, a hermit had been the sole occupant of the atoll for years. I used the desk from his hut as my operating table, but I had to move it to the shore of the lagoon to get away from the trees around the hut. It was the most beautiful operating position on the trip: looking out over the long wire and Windom antennas stretched across the blue water. We made two more stops in the North Cook Islands, at the inhabited atolls of Manihiki and Pukapuka.

"I left my transportation in Fiji since the skipper was heading for New Zealand and would miss the other Pacific islands. I spent a month in Fiji looking for a yacht going in the right direction, while operating as 3D2DX. And although the island has no television, I received TVI complaints. It seems the neighbor's video players were

sensitive to my low-band operations in the evening. Fortunately, the telecommunications official handling the problem was the person who issued my amateur license, and he took my side.

"It was just as well that I spent the time in Fiji. The poor propagation and solar flares would have made for frustrating DXing. I finally found a yacht heading north. I put T30CB on the air from Tarawa, where I stayed with a local ham, T30BY. I didn't feel guilty about spending a lot of time fishing and seeing the island, as T30 is not too rare.

"In Tuvalu I received my T2AGD callsign in a couple of hours and spent about a week operating. I was the only passenger on a seaplane to Wallis Island, but I had no trouble getting on the air as FW0AG.

"I finally caught up with my generators, TH2 beam, and transportation, and we sailed for Atafu Atoll in the Tokelau Islands. This was my favorite stop on the entire trip; I only wish I had been there without radios. The island is unspoiled due to its lack of a good anchorage. The natives were extremely friendly, throwing feasts and dances in my honor. I had to explain that the pileups were waiting and I had to return to the radio. They all thought I was a bit crazy to sit and operate the radio all day and night. I never got to see much of the islands, and I think I would like to go back to really explore them, without a radio—or at least with only a very small one.

"After four wonderful days we sailed on to Kanton Island, the rarest spot on the trip. Kanton was once a military base, so old buildings and antennas abound. Unfortunately, I could not use the huge log-periodic antennas because we had no power to turn them.

"Kanton's two-dozen residents enjoy joint administration by the United States and Kiribati. Thus, I could use two callsigns: T31AD and SM0AGD/KH1. To reduce the confusion and to give out as many contacts as possible, I alternated callsigns, changing them daily at 2400 UTC. It was very confusing for me, so I hung up a sign with my call. At 2400Z, I would turn over the sign and change the call."

Eric's dedication to his DXing is evident in the impressive statistics he rolled up on Kanton: 19,000 contacts in six days of operation under each callsign. He worked 80 meters between 1100 and 1300 UTC, sunrise across the US, to give all operators their best chance to work him, even though this was the middle of the night in Kanton. In fact, Eric got by on only a couple of hours of sleep each night during his two-week stay. "There were no social distractions on Kanton," Eric relates, "but I did get a little tired the second week." Eric operated the radio nearly all the time he was on Kanton, except for a single afternoon that he spent bird watching.

Eric's last DXpedition stop was Christmas Island where he operated for six days as T32AJ. When he finally flew into Honolulu at the end of the voyage, he

deposited his rig in a locker at the airport so that he wouldn't be tempted to turn it on.

After a week on the beach at Walkiki, Eric headed home for Sweden. Behind him he left thousands of pleased DXers. Among the 47,600 contacts were thousands of new ones and many more thousands from new-band countries. DXers from the 300-country level to the newcomer worked Eric, many at every stop. Even long-time DXers commented on the excellent handling of the pileups, saying that it was always a pleasure to work Eric.

"He gives everyone a fair shake; you know you will get through eventually, and he almost never misses a callsign, no matter how bad the pileup."

QSL CARDS

Those who made one of the 47,600 contacts with Eric will undoubtedly be looking for their QSL cards. So far, in my series on QSLs and QSLing, I have covered the design of the card, filling out the card, and mailing it to the proper person. Now let's look at the most fun part of QSLing: How do we get the card back?

If you are in a hurry (and who isn't?), the fastest way to get your return QSL is by sending a self-addressed, stamped envelope (SASE) with your card. Let's look at the finer points of using SASEs.

Your first step in preparing an SASE is to choose an appropriate envelope. The envelope should be large enough to accept standard-sized cards without folding; try a few of your larger cards first. If you are expecting a return card from outside the US, use an airmail envelope with the little colored slashes around the edges. In the place for the return address, put the call of the DX station.

Neatly address the envelope to yourself, including your callsign, and be careful to include "USA" at the end of your address. Use a separate envelope for each contact—or at least for each different callsign.

Hot Tip: Write the QSO information from your QSL card on the inside of the return envelope flap. For example: T30CB 13X82 0435Z 14003 kHz 2xCW 599. Then if the envelope gets separated from your card, the DX station or QSL manager can fill out and mail you a card based solely on the envelope.

If you are mailing your card and SASE to a stateside station or QSL manager, you can include a US stamp for return postage. (Watch out for postage-rate increases, and include enough postage to pay for the return.) But what if you're mailing your card to Eric's QSL manager, SM3CXS, in Sweden? You can't get Swedish airmail stamps at your local US post office, so how do you supply sufficient return postage? Most amateurs turn to the International Reply Coupon (IRC).

The tiny IRC has many mysteries of its own which we'll explore in a future column, but we'll keep it simple for now. In theory,



Eric Sjolund SM0AGD (right) recently completed a six-month DXpedition in the Pacific, making 47,600 contacts. Friend Eric Edberg W6DU (left) helped Eric stay in touch with Europe during the poor propagation last summer.


WAYNE GREEN BOOKS

KILOBAUD CLASSROOM

by George Young and Peter Stark

Makes learning electronics fun and easy. First published as a series in *Kilobaud Microcomputing*, the book combines the learning of essential theory with practical, hands-on experience. The course begins with basic electronic projects and culminates in the construction of your own programmable microcomputer. The direct instructional methods of authors Young & Stark make KILBAUD KLASROOM a simple way for you to acquire a solid background in digital electronics.

BK7386 (419 pages).....\$14.95




Learn Digital Electronics While Building Your Own Computer!

By George Young and Peter Stark

THE SELECTRIC INTERFACE by George Young

You need the quality print that a daisy wheel printer provides but the thought of buying one makes your wallet wilt. The SELECTRIC™ INTERFACE, a step-by-step guide to interfacing an IBM Selectric I/O Writer to your microcomputer, will give you that quality at a fraction of the price. George Young, co-author of *Kilobaud Microcomputing* magazine's popular "Kilobaud Classroom" series, offers a low-cost alternative to buying a daisy wheel printer. The SELECTRIC INTERFACE includes: step-by-step instructions, tips on purchasing a used Selectric, information on various Selectric models, including the 2740, 2980, and Dura 1041, driver software for Z80, 8080, and 6502 chips, tips on interfacing techniques. With The SELECTRIC INTERFACE and some background in electronics, you can have a high-quality, low-cost, letter-quality printer. Petals not included.

BK7388 (125 pages).....\$12.97




GENERAL LICENSE STUDY GUIDE

By Timothy M. Daniel N8RK

This is the complete guide to the General License. Learning rather than memorizing is the secret. This is not a question-and-answer guide that will gather dust when the FCC issues a new test. Instead, this book will be a helpful reference, useful long after a ham upgrades to General. Includes up-to-date FCC rules and an application form. Order yours today and talk to the world.

SG7358 (87 pages).....\$6.95



GENERAL LICENSE STUDY GUIDE


by Timothy M. Daniel N8RK

NOVICE LICENSE STUDY GUIDE

By Timothy M. Daniel N8RK

Here is the most up-to-date novice guide available. It is complete with information about learning Morse code, has the latest FCC amateur regulations and the current FCC application forms. This guide is *not* a question/answer memorization course but rather it emphasizes the practical side of getting a ham license and putting a station on the air. It reflects what the FCC expects a Novice to know without page after page of dull theory. The most current information still available at last year's price.

SG7357 (98 pages).....\$4.95




NOVICE LICENSE STUDY GUIDE

by Timothy M. Daniel N8RK

THE NEW WEATHER SATELLITE HANDBOOK by Dr. Ralph E. Taggart WB8DQT

Here is the completely updated and revised edition of the best-selling *Weather Satellite Handbook*—containing all the information on the most sophisticated and effective spacecraft now in orbit. Dr. Taggart has written this book to serve both the experienced amateur satellite enthusiast and the newcomer. The book is an introduction to satellite watching, providing all the information required to construct a complete and highly effective ground station. Not just ideas, but solid hardware designs and all the instruction necessary to operate the equipment are included. For the thousands of experimenters who are operating stations, the book details all procedures necessary to modify their equipment for the new series of spacecraft. Amateur weather satellite activity represents a unique blend of interests encompassing electronics, meteorology and astronautics. Join the privileged few in watching the spectacle of earth as seen from space on your own monitoring equipment.

BK7383 (132 pages).....\$8.95



THE NEW WEATHER SATELLITE HANDBOOK

by Dr. Ralph E. Taggart WB8DQT

FOR TOLL-FREE ORDERING CALL 1-800-258-5473 WAYNE GREEN BOOKS•PETERBOROUGH NH 03458

Itemize your order on a separate piece of paper and mail to Wayne Green Books, Attn: Sales, Peterborough, NH 03458. Be sure to include check or detailed credit card information. (Visa, MC or AMEX accepted.) No C.O.D. orders accepted. All orders add \$1.50 for the first book, postage and handling; \$1.00 each additional book; \$10.00 per book foreign air mail. Please allow 4-6 weeks after publication for delivery. Questions regarding your order? Please write to Customer Service at the above address.

you can buy International Reply Coupons at any US post office. However, I have gotten a blank stare at some of the smaller branches when I asked for some IRCs. The cost of the IRC goes up frequently, but they were selling for \$0.65 each at last count.

You might be able to purchase IRCs for less through your local radio club or from QSL managers and DX stations which receive a lot of IRCs. Ask around. A typical asking price might be \$0.40 each, in lots of 100.

The International Reply Coupon forms a sort of internationally-recognized currency for hams. IRCs are seldom cashed in at a post office. Since each is worth one unit of international surface postage in exchange, you would get one \$0.30 stamp for each IRC turned in. At \$.65 each, this is quite a loss.

The IRC has several advantages in DX QSLing. It is universally recognized, even in countries where they are not directly useful, such as communist countries. Eastern Europeans, for example, cannot buy or exchange IRCs within their coun-

tries, but they can send out any they receive.

The chief drawback to the use of IRCs is their expense. Many operating aids for the DXer specify the number of IRCs necessary to return your envelope and QSL via airmail. This number ranges from 2 to 5, so it might cost as much as \$3.25 in IRCs to get your card back from Sri Lanka, not counting the cost to get your card and return envelope to Sri Lanka.

Because of the high cost of IRCs and the poor exchange rate at the local post office, some DX stations suggest a "Green Stamp" instead of IRCs. No, not a real Green Stamp, but a US \$1.00 bill. It costs less than 2 IRCs, is almost as universally recognized as the IRC, and usually is worth more in exchange. The money is certainly useful to the DX station and often is used to finance future DXpeditions.

However, "Green Stamps" have their own problems. First, they are easily lost or stolen before the money ever gets to the DX

station. Also, some DXers question the ethics of asking for money, especially over the air. The ARRL will not accept QSLs from stations which insist on a cash "donation" for a QSL. But many stations "suggest" rather than insist on cash. Finally, a hoard of US dollars could get hams in some countries in trouble with the local authorities. If you are in doubt, stick with IRCs.

There is a third method of arranging for return postage for your QSL: Supply stamps which the DX station can use directly to return your card. In other words, if you send your card to SM3CXs, you put Swedish airmail postage on your envelope. All you need is a source of small quantities of mint airmail stamps from countries all over the world. You might try the local stamp and coin dealer, but he is unlikely to have much of a selection, and he'll want a stiff premium on what he does have. Wouldn't it be nice if some ham bought such stamps in quantity and packaged them for individual DXers?

Fortunately, someone has! Send an SASE (you know how to do it right, now) to DX Stamp Service, 7661 Roder Parkway, Ontario NY 14519, for their current price list.

The use of these stamps has several advantages. The cost is comparable to IRCs (and can be cheaper when 4 or 5 IRCs are required). The DX station returning your card does not have to dispose of the IRCs at a loss nor arrange to sell them. He doesn't even have to go to his local post office to buy stamps to return your card. He merely fills out your card, sticks it in the envelope, and throws it into the mailbox.

By making the QSL return so easy for the DX station, the QSL return rate increases. And isn't that the point of this whole operation, to get your card back as quickly as possible? So try using the DX Stamp Service and see what it does for your QSL returns.

Next month we'll talk about QSL bureaus. Until then, good DX!

LETTERS

THANKS TO ALL

In response to the notice you put in the 73 Magazine "Ham Help" column for me, requesting a schematic for a Philco 89 radio, I have so far had no fewer than 16 offers of help. I've written to each one thanking them and would like to say thank you to you, too. Hams are certainly helpful people!

Charles Owens
Durham NH

BOOTLEG COMMENTS

When the early morning hours of Monday, September 6th, produced some of the finest auroral curtain reflections I've ever heard on VHF (and a dazzling visual light show as well—one of the hottest ever seen in New England), I began to wonder how inexperienced or uninformed operators would react to this bizarre propagation phenomenon and its ghostly northern echos. Naturally, I tuned my receiver down to the illegal "bootleg band" (27.6-28.0 MHz) that lies between CB and ten meters for a first-hand look.

The band was hot with auroral reflection and my hunch was confirmed in spades! A hop across the band produced these howlers, which deserve to be logged for posterity:

From an unidentified source: "How come everybody in ski-land sounds like they're gargling with Listerine? This has got to be the worst outbreak of bad breath I ever heard, 10-4?"

From a station in New Jersey: "O.K., Massachusetts, but there's lots of QRM from a station in North Carolina—he really is booming in OFF THE BACK SIDE (sic) of this here beam!!!"

From two stations in Maine: "10-4 on Old Orchard Beach...we're about 50 miles apart but you're peakin' off the BACK of the beam...I had to turn north to pull you in, and you're right dead off the back of the antenna. I don't know what to make of it."

The next time someone talks to you about the advantages of lowering or eliminating licensing standards for the amateur service, just reflect for a moment

about the consequences of turning emergency communications services over to a gang of operators who don't even know which way to turn an antenna to work an auroral curtain—let alone (God help us!) the reasons why.

I've never had a heartier laugh, nor met a better argument for keeping licensing standards exactly as they are.

Dave Beauvais KB1F
Amherst MA

THANK BASH, WAYNE

I have subscribed to your magazine since 1977. In that time you have consistently vilified incentive licensing (something we WDs and KAs would not have thought to question). For the last year or two, you have been attacking the Morse code requirement. In your October, 1982, editorial, you demean Bash.

With at least the passive connivance of the non-hams running the FCC, Bash has given you exactly what you asked for. Incentive licensing is now a joke. (Wanna upgrade? Send a check.) I received a catalog in the mail last week which offered Bash tapes of the code tests. Now knowledge of Morse is irrelevant.

Wayne, where is your gratitude? Your sermonizing and lobbying just filled editorial space. Bash has accomplished your stated purposes. How can you attack him for that?

I don't believe incentive licensing has ever bothered newcomers to amateur radio. Incentive licensing irritated a bunch of geriatric AM operators by crowding them up the band among the sidebanders.

If the Feds ever caused a slump in new hams, it was probably by terminating Conditional licenses. The Bash hams of today are the sons of the Ws, Ks, and WAs who got their licenses by buying a new rig from the right guy.

I don't see how turning licensing over to radio clubs can be much of an improvement over the old Conditional system. I saw the Bash booth at the Cedar Rapids convention; there were enough people standing around, presumably licensed amateurs, to form a club.

Possibly hams could learn from the rela-

tionship the National Rifle Association enjoys with the Army. The military should be well funded for at least the duration of the Reagan administration, and it has a vested interest in rule 97.1(d). Today's armed forces, particularly the Navy and Air Force, have a far greater need for electronics and communications experts than for skilled riflemen. Reserve, National Guard, and ROTC units are conveniently located close to population centers and should be eager for a chance to show their best side to young electronics enthusiasts.

The FCC should be glad to give up the expense of the testing program, and the military should want a program that actually determines proficiency in electronics and communications skills.

Robert A. Wiley WD9FD
Solon IA

INCENSED AND LICENSED

As a new amateur, I enjoy 73—even bought a subscription. But after 2 issues I became incensed after reading comments from your other readers. Hams apparently are a big bunch of hypocrites when it comes to code and licensing.

The consensus—at least judging from your magazine—is that CW is:

1. A sacred cow: "I got mine, so everyone else must also suffer."
2. CW keeps yo-yos off the ham bands.
3. Every ham constantly uses CW.
4. Bash is destroying the tradition of hams for understanding radio.

Well, I say bull! First, if code is so sacred, then current hams would not mind taking a retest at renewal time to prove proficiency. Betcha a lot of Extra class would become Novice, maybe! At a recent ARS auction, the auctioneer, in selling a bug without success, asked if anyone uses CW. The laughter spoke for itself.

Second, it appears to me that the only ham bands that are crowded are the phone bands. The CW portion of all but the Novice bands are unused by comparison. And please tell me what General, Advanced, and Extra are doing on the Novice bands sending at 18-20 wpm with umpteenth Watts?

Now to the test. The written FCC test is a joke. I studied a complete Heath course and the ARRL manuals, memorized all sorts of formulas, and flunked the test. The questions are ridiculous. My advice is to forget Bash, or whatever, peruse a manual or two, take and flunk the test, then study. The questions don't change.

Now that everybody is mad at me, I will

make my recommendations for improving amateur radio.

1. Keep the code as a license requirement but set the General speed at 10 wpm. Nothing sacred about 13 that I know about. The single item keeping more people from becoming hams is \$\$\$ for equipment. And require a code retest with every renewal. If that's too hard to swallow, set 10 wpm for Technician and grant phone on 40 and 80.

2. Expand the phone bands. An awful lot of our frequencies are wasted.

3. Restructure the written test to be a true evaluation of knowledge of radio telecommunications.

Pete Thacher N4HQZ
Raleigh NC

HABLA MORSE?

You're right on the mark regarding elimination of Morse code as a part of the amateur licensing process. What the FCC really ought to require is that all hams learn Spanish. You never know when someone knowing only Spanish could get into an emergency situation with only a phone-capable rig and couldn't remember any code (only time he used it was for the test).

Just the other evening I listened to two locals talking on two meters saying that we have to keep the screen tight and keep the code. Then they went on to talk about how they were working to upgrade and how nice the Bash books were. Who is kidding whom?

Drop the code and keep the written, but maybe print up 10 or 20 different versions to make it memory-proof. Contrary to the November editorial in QST, the time IS now.

Charles L. Kelsey WB2EDV
Mayville NY

LEARN TO EARN

Without going totally into the debate pro or con on the code requirement and justification for each question on the written exam, it appears to me that both have strong and weak points. I submit that anyone who has reasonable intelligence and desire can learn the code at 5 wpm. Whether 13 or 20 wpm should be required for phone privileges, I question. Also, the theory exam certainly has a problem. I think Bash is wrong to provide direct answers to the FCC questions! However, I think he is right in that some questions are ridiculous. The wording and content of some questions are outdated and would not lend themselves to the scrutiny of a first-year education major. Maybe H.R. 3239 will provide some change

SATELLITE TELEVISION RECEIVER

KITS



Rainbow makes a top-of-the-line receiver available

The Electronic Rainbow Receiver consists of a receiver with an external down-converter that mounts at the antenna, feeds the voltage to the LNA through the coax cable. The 4GHz signal is down converted to 70 MHz and is fed through the RG59/U coax to the receiver.

Rainbow Kits are supplied with simple step by step instructions. All the circuits that you need expensive test equipment to do are pre wired and tested. All printed circuit boards have the outline of each part printed on them.

RECEIVER FEATURES

Built in RF modulator • Detent Tuning-3.7 to 4.2 GHz • Variable Audio-5.5 to 7.5 MHz • Invert Video • Channel Scan • Voltage monitoring • Meter output • Remote Tuning

SPECIFICATIONS:

Single Conversion Image Rejection Downconverter • Threshold 8 db CNR • IF Bandwidth 24MHz • Output IV Audio and Video • IF Frequency 70MHz • Video Bandwidth 4.5MHz • Size 3½"Hx8½"Dx1¼"W

Complete Satellite TV Receiver

KIT #1 — Contains:

- Mainboard • Tuning Board • Down-converter Board • Modulator Board
- All parts needed to complete receiver
- Down Converter built in case.
- Cabinet, attractive black brushed anodized metal with silk screened front and back for a professional look
- 70 MHz Filter is pre-wired and tested.
- Complete instruction Manual.

\$395.00

KIT #2 — Board Kit Contains:

- Main Board • Tuning Board • Down-converter board • Modulator Board
- Parts List, assembly and alignment manual
- 4GHz local oscillator and 70MHz filter is pre-wired and tested.

\$129.00

Instruction manual. Contains printed circuit board layouts, parts placement, and alignment instructions. **\$25.00**

Ask about guaranteed to play

We will accept telephone orders for Visa & Mastercard
No C.O.D. Orders
TO ORDER CALL 317-291-7262
800-428-3500
Complete kit weighs 10 lbs. Please add sufficient postage
6254 LaPas Trail
Indianapolis, Indiana 46268

ELECTRONIC RAINBOW

WORK THE U.H.F. BANDS

Add a transverter or converter to your existing 10m, 6m or 2m equipments. Choose from the largest selection of modules available for DX, OSCAR, EME, ATV.

TRANSVERTERS



MMT 50-144 \$209.95
MMT 144-28 \$199.95
MMT 432-28 (S) \$299.95
MMT 439-ATV \$349.95
MMT 1296-144 \$374.95
OTHER MODELS AVAILABLE write for details

POWER AMPLIFIERS

all models include RF VOX & Low Noise RX Pre-Ampl. (no pre-ampl in MML432-100)

2 Meters: 100W output MML144-100-LS 1W or 3W in \$284.95
100W output MML144-100-S 10W input \$264.95
50W output MML144-50-S 10W input \$239.95
30W output MML144-30-LS 1W or 3W in \$124.95
25W output MML144-25 3W input \$114.95

432 MHz: 100W output MML432-100 10W input \$444.95
50W output MML432-50 10W input \$239.95
30W output MML432-30-L 1W or 3W in \$ ask
1268-1296 MHz: Coming soon. Watch for details.

ANTENNAS (incl. 50 ohm balun)

2 Meter J-Beams: 12.3 dbd gain
8 over 8 Horizon'l pol D8-2M \$63.40
8 by 8 Vertical pol D8-2M-vert 76.95
1250-1300 MHz Loop-Yagi 1296-LY \$49.75

Send 36¢ stamps for full details of all our VHF/UHF items.

Pre-selector filters
Low-pass filters
Varactor triplers
Pre-amplifiers

Transverters
Converters
Antennas
Crystal Filters



Spectrum International, Inc.
Post Office Box 10845
Concord, Mass. 01742 USA



FAST SCAN

***\$249**

A modular approach... for your own custom-designed ATV system... Here's how

TXA5-4 ATV EXCITER/MODULATOR \$89 ppd

This wired and tested module is designed to drive the Motorola MHW-710 module in the PA5 10 watt linear amp. The crystal in the 100 mhz region keeps harmonics out of two meters for talk back. The video modulator is full 8 mhz for computer graphics and color. Requires 13.8 vdc rsg @ 70 ma. Tuned with xtal on 439.25, 434.0, or 426.25 mhz. Provision for sync expanding. Two frequencies available.

PA5 10 WATT ATV POWER MODULE \$89 ppd

The PA5 will put out 10 watts RMS power on the sync tips when driven with 80 mw by the TXA5 exciter. 50 ohms in and out, plus bandwidth for the whole band with good linearity for color and sound. Requires 13.8 vdc regulated @ 3 amps.

FMA5 AUDIO SUBCARRIER GENERATOR \$29 ppd

Puts audio on with your camera video just as broadcast TV does at 4.5 mhz. Puts out up to 1 v-p-p to drive the TXA5 or VM-2, 3, or 4 modulators. Requires low Z mic (150 to 600 ohms), and +12 to 18 vdc @ 25 ma. Works with any xmtr with 5 mhz video bandwidth.

TVC-2 ATV DOWNCONVERTER... \$55 ppd

Stripline MRF901 (1.7 db NF) preamp and double balanced mixer module digs out the weak ones but resists intermods and overload. Connects between uhf antenna and TV set tuned to channel 2 or 3. Varicap tunes 420 to 450 mhz. Requires +12 to 18 vdc @ 20 ma. Super sensitive TVC-2L with NE64535 preamp (9db NF) stage... \$69 ppd.

*TXA5, PA5, FMA5 and TVC Basic Module Pkg.

Call or write for our complete list of specifications, station set-up diagrams, and optional accessories which include antennas, modulators, detectors, test generators, cameras, etc. WE ARE A FULL-LINE SUPPLIER OF ALL YOUR ATV NEEDS.

TERMS: VISA or MASTER CARD by telephone or mail, or check or money order by mail. All prices are delivered in USA. Allow three weeks after order for delivery.

(213) 447-4565 Charge card orders only

P.C. ELECTRONICS 2522 Paxson Lane,
Tom W6ORG Maryann WB6YSS Arcadia, California 91006

for the better in these problem areas. Nevertheless, my main purpose in writing is to discuss learning the code.

I would like to share my experience at learning the code. This technique was used for both the 13-wpm General exam and the 20-wpm Extra exam. Now, I do not consider that I have much time available as I am a full-time employee (Texas Instruments), full-time father, full-time husband, and part-time student. Oh, yes, I do have a little time left over for a hobby. Also, I do not consider myself exceptionally bright (not a member of Mensa).

I purchased a battery-operated cassette tape recorder/player with earphone and a copy of the 73 13 + wpm tape. Then I placed the tape player with pad and pencil on a table near my favorite chair. Each evening as I sat down to read or rest I would copy code for 10-15 minutes (at most). Very few evenings would I miss an opportunity to copy, however.

Using this technique, I passed the 13-wpm test on the first try after one month. On the 20-wpm test, I studied for six weeks and passed on the first try. I used only the 73 random character tapes and trained myself to copy only one letter at a time, responding to the composite sound. Also, I concentrated only on the code and did not prepare for the written (theory) exam. I prepared for that at a separate time after passing the code.

The very first hurdle is to decide that you are going to learn the code at the wpm required and dedicate some time to the project. Thus, the first problem is a psychological one. Also, you understand, no one is going to "give" you a passing grade—you earn it.

I consider the code as part of earning a privilege and it makes my license worth even more to me. Maybe code is outmoded and not modern, but like some of the theory, it gives me a taste for what is involved and the ability to use it when and if needed. Whether one needs to learn code at 20 wpm to get full privileges is questionable, but a good stiff theory exam seems appropriate. Let's keep the code, make it appropriate, and improve the theory exam.

Mike Grimes K5MLG
Sherman TX

INSULTING

Reference my letter to you, published in the September, 1982, 73 ("Emergency Systems"). Your reply is, to say the least, oversimplified and insulting to my intelligence. I wonder how many IC boards you worked on and whose kids work on your equipment. If you can't give an intelligent answer to the problem, why waste space and time?

From all the comments on the CW issue versus comments on "Emergency Systems," it appears that there is no interest in the latter issue, and with your funny/

useless/stupid comment, the problem will never be considered seriously. Of course, Wayne, there won't be any problems because the enemy will give us plenty of advance warning so we all can disconnect our antennas, and when your equipment gets blown away, you can find the kids to repair it.

I know you won't print this rebuttal to your stupid answer, but at least I got it off my chest. I most probably did a hell of a lot more equipment repair than you ever did. I can't find kids to do my repair work.

Good luck, Wayne. In your old age you are getting very sarcastic.

Arnold D. Samuels KH6COY
Ocean Shores WA

Old age may have made me sarcastic (no, you're always been sarcastic—it's just that you're getting old enough to recognize it at last), Arnold, and I don't doubt for a moment that I have insulted your intelligence. I also don't doubt that you've done a lot more repair work than I. I did train in the Navy and did the electronic repair on the USS Drum during the war, keeping the radar, radio, and sonar running despite every effort of the submarine tenders to screw it up. And I spent ten years or so building ham gear for RTTY, sideband, and so on... managing to twist my hip permanently from standing on one leg at the workbench. But you're right—I've gotten away from servicing and even building, much is the pity, doing it only when there is no alternative. However, before I wrote my "funny/useless/stupid" response to the letter, I did my homework. If you do yours, in return, you will find out what I know... and that is that it is the youngsters who are the real hot shots at repairing today's circuits. The best service person we've ever had here was a teenager... and the worst were some older hams. The Drum is still around, so I did okay.—Wayne.

SOFTWARE NEEDED

I don't have to tell you about the growing invasion of microcomputers into the ham shack. Many of your editorials show your awareness of this. I would, however, like to bring your attention to the expanding popularity of one computer in particular: the Commodore VIC 20. Many people don't realize how fast this machine's popularity is growing. For example, I know about nineteen hams who own computers. Out of these nineteen, two own the Heathkit H-89. One owns an Apple, two own a Radio Shack Color, five own Model 1s (Radio Shack), and nine own the Commodore VIC 20. And why not? The VIC 20 is an easily expandable computer with a fairly powerful Basic (CBM V2.0). Also, it is r-tight. It's perfect for beginners in computing who are trying to learn and, right now, that is a lot of hams. Unfortunately, there is one problem

which, if let go too long, may cause the computer to be self-defeating. Because so many beginners are buying the machine, there is a shortage of good software. In fact, that is the one big reason many hobbyists may have for not buying the VIC.

Naturally, I don't want to see the death of such a fine computer. The solution to this problem, as I see it, is not so much to make available packaged software as it is for magazines, such as 73, to publish software along with articles which explain how and why this software works. This would not only make software available but also would supply other VIC 20 owners with a better understanding of their computer so that they, in turn, could write programs to be published.

I have written a number of programs which would be of interest to hams, such as RTTY and Morse programs, programs which track OSCAR, etc. Also, many VIC owners don't realize how simple it is to interface a Model 33 ASCII teleprinter to their computer to serve as a line printer.

I'm sure that if you investigate this a bit further, you will find that printing this information could be profitable not only to amateur radio, but to 73 as well.

Jim Archer KF1T
Warwick RI

ANTI-SEMITIC?

In your November, 1982, editorial regarding how hard work pays off, you wrote, "given equal opportunity, the US would be as proportionately populated with wealthy Chinese as it is wealthy Jews."

I was shocked and surprised to read such an obvious anti-Semitic statement. Did you take a survey asking bank balances and religious persuasion? How about wealthy Catholics? Or wealthy Protestants? Why did you single out Jews? How in good conscience can you perpetrate this ugly myth and stereotype and in doing so inflame the fires of anti-Semitism?

As a former New Yorker, you must be aware of the many needy unfortunate Jewish families in the lower East Side of Manhattan. Did you take them into account in your survey?

Your point would have had the same effect if you had deleted "Jews" and substituted the word "people." By noting your comparison to "wealthy Jews," it showed you as a narrow, unthinking person who may profess to be free of bias but in reality is not.

Mike Herbatman KM2F
New York NY

While I've never been anti-Semitic before, I think in your case I might be able to make an exception. You, sir, appear to have a very serious inferiority problem. At any rate, I gather that you are trying to make a case that there is something wrong with being successful. Well, that's a good rationalization for your personal failure to be as successful as you feel you should. No, I'm not anti-Jew, anti-Chinese, anti-Catholic, anti-WASP, and so on, and I have thirty years of editorials to back me up... plus a wide range of personal friends of every known persuasion and color. I'm known, I think, not to be anti-Arab—which may taint me in your estimation. Now, I must admit that I do have my prejudices, being anti-drugs (which includes tobacco), anti-establishment (and most of you know what government agencies I am referring to), anti-laziness, anti-illiteracy... and so on. I have a strong record as being pro-success and I think I can point with pride to the intelligence and success of Jews, the Chinese (where they have not been screwed by the communist political system), and the Japanese.—Goy Green.

KEEP THE GOOD STUFF

QST and Ham Radio were my steady diet of amateur radio magazines for as many years as I care to admit—at least since the inception of Ham Radio. But in one way or another, these magazines changed (as magazines tend to do) and I became disenchanting. Being the inquisitive experimenter type, new excitement was needed. What seemed to have been lost, I found in 73!

I like your editorial philosophy of including the type of articles in 73 which, according to some publishers, do not belong in amateur radio magazines. Hogwash! For example, one of these days (and sooner than most of us believe), the ham fraternity will have access to its own geosynchronous satellite, complete with microwave-band transponder! (See Westlink Report, September 10, 1982.)

Over the years, I have authored about 22 ham magazine articles, not the least of which was the popular coffee-can feedhorn (Ham Radio, May, 1976). In fact, in 73 for October, 1982, John Franke WA4WDL, says, "The first antenna I tried was the popular coffee-can horn. Since then it has become my standard to which all other antennas are compared."

Seeing testimonials like this from fellow amateurs gets my adrenalin pumping! Makes life seem worthwhile! But, alas, one can't have everything. I fear few persons know about the 1976 article or who authored it.

TVRO will never be the same since that article was published. You probably know that rectangular horns were the "in" thing originally, but not anymore. I like to think I should take a teeny bit of credit for that, too. It seems to me both the amateur and non-amateur stand to gain from articles of this kind; it works both ways.

Keep the good stuff coming. Maybe I'll even renew my 73 subscription! And I might even find time to write an article or two for 73.

Norman J. Foot WASHUV
Elmhurst IL

P.S. My consulting business is to a large degree an outcome of my amateur radio activities over the years. Your editorial covered such a possibility very well.

BEST ISSUE EVER

The November issue of 73 is the best amateur magazine I have ever seen—simply outstanding in its variety of construction projects. The power-supply project by WA6TTY is so good I can't believe it—even to an offer of help for an SASE! The step-by-step instructions are what are so sorely needed. I have, 2 years ago, written to QST and said that this is what we need, but I'm afraid the letter was given a stock reply and there it ended. But there are many of us who are not technical wizards who want to learn and construct. Well, Ken Wyatt has done a great service for us, and I do hope that you can encourage him to contribute again. How about a 66-foot 4- or 5-band cheap dipole—simple, yes, but isn't that what will get the new ham into making rather than buying? A cursory glance through the ham ads will show you how many hams buy their dipoles.

Well, anyway, if you never produce another issue for a year, the November issue is worth the annual price. Keep that up and let QST keep on with the dreary contest rules/winners/DX clubs, etc.

I could write pages of congratulations, I'm so pleased with that issue.

Eric Stabler VE3ISD
Ontario, Canada

HAM HELP

I need an original or photocopy of TVI, written by Dick Wildman W6MOG and published by 73. I also need a DO-T35 or DO-T6 audio transformer, and I would like to buy MBD 201 or MBD 301 hot-carrier diodes in lots of 10. Please write and state your price before sending material.

Gordon La Grange W5AKQ
318 East Circle Dr.
Baytown TX 77521

I am a GI stationed in Europe and a soon-to-be Novice. I need a schematic for a Yaesu FT-401D (same as the FT-DX401). Also, can anyone tell me how to hook up my frequency counter to the FT-401 to measure the receive frequency? I will, of course, pay postage and copying costs for this information.

David Granholm
HHD, 69th Sig. Bn.
APO New York 09178

THE ANTENNA BANK

6460H General Green Way
Alexandria, Virginia 22312
703-569-1200

All prices subject to change without notice

Hy-Gain Antennas

TH7DXS 7 element triband beam	\$ 376.00
TH5MK2S 5 element triband beam	309.00
TH3MK3S 3 element triband beam	215.00
TH3JrS 750W PEP 3 el tribander	156.00
TH2MK3S 2 element triband beam	134.00
TH6 to TH7DXS conversion kit	135.00
20SBA5 20m 5 element "Long John"	292.00
15SBA5 15m 5 element "Long John"	175.00
10SBA5 10m 5 element "Long John"	114.00
18AVT/WBS 80-10m trap vertical	87.50
14AVQ/WBS 40-10m trap vertical	51.00
V2S 2m colinear gain vertical	37.50
BN-86S Beam mount 1:1 balun	17.00

Full line available at big savings!

Hy-Gain Crank-up Towers

HG-33MT2 Side supported	\$ 744.00
HG-35MT2 Side supported	546.00
HG-50MT2 Side supported	754.00
HG-37SS Self-supporting	642.00
HG-52SS Self-supporting	923.00
HG-54HD Self-supporting	1500.00
HG-70HD Self-supporting	2351.00

Crankups freight prepaid in continental US

Hustler

5BTV 80-10m vertical	\$ 100.00
4BTV 40-10m vertical	79.00
G7-144 2m colinear vertical	99.00
G6-144B 2m colinear vertical	68.00
HO-12 HF mobile masts	18.50
RM-10 10m resonator	9.00
RM-15 15m resonator	9.00
RM-20 20m resonator	12.00
RM-40 40m resonator	13.75
RM-75 75m resonator	14.75
RM-80 80m resonator	14.75
BH-1 Bumper mount	13.00
SSM-2 S.S. ball mount	14.00
HOT "Hustloff" mount	14.00
SF-2 2m 5/8 mobile whip	9.00

Entire line at super savings!

Rohn Towers

20G 10 ft section	\$ 29.50
20AG() top section	32.75
25G 10 ft section	41.00
25AG() top section	53.50
45G 10 ft section	93.75
45AG() top section	104.75
BX48 6 sq ft max	204.00
HBX48 10 sq ft max	253.00
HDBX48 18 sq ft max	316.00
FK2548 48 ft foldover	794.00
FK4544 44 ft foldover	1117.00

Diawa/Miller

CS-201 2 way coax switch	\$ 20.00
CS-401 4 way coax switch	62.00
CN-520 HF SWR/Power meter	59.00
CN-540 VHF SWR/Power meter	69.00
CN-550 UHF SWR/Power meter	76.00
CN-620B HF/VHF SWR/Power meter	107.00
CN-720B HF/VHF SWR/Power meter	150.00
CNW-418 auto tuner/meter	168.00
CNW-518 auto tuner/meter	285.00

Mini-Products

HQ-1 "Mini-Quad" 6,10,15,20m	\$ 129.95
B-24 "Mini-Beam" 6,10,15,20m	99.00
RK-3 3rd element for B-24	67.00

ORDERS ONLY: 800-336-8473

ALL others call: (703) 569-1200

No COD - We ship UPS

Allow two weeks for delivery

Shipping cost not included

We reserve the right to limit quantities

We gladly except VISA and MASTERCARD

Cushcraft Antennas

A4 4 element triband beam	\$ 224.50
A3 3 element triband beam	172.50
R3 Gain triband vertical	224.50
AV5 80-10m trap vertical	88.50
AV4 40-10m trap vertical	81.50
AV3 20-10m trap vertical	44.20
32-19 19 element 2m "Boomer"	81.50
214B 14 element 2m "Jr Boomer"	68.00
214FB 14 element FM "Jr Boomer"	68.00
A147-11 11 element 2m beam	37.50
A144-10T 10 element 2m twist beam	44.20

Full line available at great savings!

Rotors

HDR-300 Digital readout 25 sq ft	\$ 427.00
T2X "Tailtwister" 20 sq ft	244.00
HAM-IV 15/7.5 sq ft	195.00
CD-45 8.5/5 sq ft	102.75
AR-22XL 3/1.5 sq ft	49.95
HD-73 Dual speed 10.7 sq ft	89.00
U-100 Approx. 3 sq ft	42.00
8 cond rotor cable	.16/ft
6 cond rotor cable	.15/ft
4 cond rotor cable	.075/ft

MFJ Enterprises

MFJ-900 200 Watt Versa Tuner	\$ 41.95
MFJ-941C 300 watt Versa Tuner II	77.55
MFJ-949B 300 watt Versa Tuner II	117.55
MFJ-962 1500 watt Versa Tuner III	193.15

Other MFJ products at similar savings!

Coax and Wire

RG-213/u Milspec 95% shield	.28/ft
RG-8/u "Superflex" foam	.24/ft
Mini-8 foam	.12/ft
RG-58/u "Superflex" foam	.12/ft
#14 stranded copper 50,75,100,or 150 ft	.05/ft
#14 copperweld 50 ft multiples	.075/ft

HOW CAN I INTERCEPT
SMUGGLERS? SECRET
SATELLITES? RESCUE
MISSIONS? SIGNALS
FROM SPACE?

WHAT IS THE TRUTH
ABOUT ANTENNAS?
TUNERS? PREAMPLIFIERS?

HOW CAN I CHOOSE THE BEST
RECEIVER? ANTENNA?

WHAT ARE THE LAWS REGARD-
ING LISTENING IN?

UNCOVER LISTENING
EXCITEMENT YOU
NEVER THOUGHT
POSSIBLE!

For your **FREE COPY** of
MONITORING TIMES--

CALL NOW! Toll-free

1-800/438-8155

(cont. US except NC).

Others dial 1-704/837-2216

or write to

Grove Enterprises, Dept. D, 140 Dog Branch Road
Brasstown, NC 28902

↗ 352

SATURN V

STATE-OF-THE-ART



The Saturn V is a deep fringe microwave receiver for homeowners that are outside of the service area of local pay TV stations (i.e., HBO, Showtime). It is normally used within line of sight of a transmitting tower in a 50 mile range and is simply attached to your TV antenna mast. This unit is completely ready to install including all cable and mounting hardware. It is designed to be installed by the homeowner.

We accept MasterCard & Visa.

Microwave and Satellite Systems

JDL
Industries T.M.

4558 Auburn Blvd., Suite 208
Sacramento, California 95841 (916) 454-2190 ↗ 72

1-3	\$165.00
4-11	\$120.00
12-49	\$105.00
50-99	\$ 95.00
100-149	\$ 85.00
150-up	\$ 80.00

AWARDS

Bill Gosney KE7C
Micro-80, Inc.
2665 North Busby Road
Oak Harbor WA 98277

40-METER HOOT OWLS

There is another Hoot Owl network, which has been in existence since 1967. This net was started by W3CDH and others, meeting on 40 meters at 0600Z on Saturday mornings. Various frequencies have been used over the years but now they meet on 7.274 MHz, plus or minus QRM, and have check-ins from all across the country. To call in, merely say "hoot hoot," and after five regular check-ins, an award will be mailed to show participation.

The type of rig, power output, antenna system, or genus of operator has no bearing on the degree of Hoot Owl classification. Hoot Owl capability is based solely on the licensed operator's ability to stick with it on the 40-meter band at least two hours beyond his sensible bedtime.

An associate membership may be issued to operators who qualify in some respects but operate in the wrong frequency band or, for some other reason, fold up and are unable to hack it.

There's even an women's auxiliary! Any female stayer-upper attempting to qualify who is thereby hollered at by her father or husband shall be designated a "Mini-Hoot"!

Dues for the organization are \$10.00, which keeps a Hoot Owl in good standing for a period of ten years. If not paid within the ten-year period, the former Hoot Owl becomes a "Chlrp," which means he no longer gives a hoot.

Oh yes, the password, we must not forget that! Any Hoot Owl can easily be identified by another member when the password "hoot hoot" is injected at the point of contact. Do you give a hoot, or not?

CANADAWARD

The Canadian Amateur Radio Federation is pleased to announce the following awards available to all radio amateurs worldwide.

A colorful certificate will be issued to any amateur who confirms two-way contact with all Canadian provinces and territories. All QSOs must be on one band only. Separate awards are issued for each band on which the applicant qualifies.

Canadian provinces and territories include: VO1/VO2 Newfoundland/Labrador; VE1 Prince Edward Island; VE1 Nova Scotia; VE1 New Brunswick; VE2 Quebec; VE3 Ontario; VE4 Manitoba; VE5 Saskatchewan; VE6 Alberta; VE7 British Columbia; VE8 Northwest Territories; VY1 Yukon Territories. Note: VO2, Labrador, is part of the province of Newfoundland and therefore counts for a Newfoundland contact.

A mode endorsement is available if all QSOs are made on the same mode (CW, SSB, RTTY, SSTV). Contacts made after July 1, 1977, only will count for this award. All amateur bands may be used. Each distinct satellite mode (432/144, 144/29, or 144/432 MHz respectively) will count as a separate band.

To apply, submit the twelve QSL cards with \$2.00 (Canadian or US funds) or ten IRCs plus sufficient funds (\$.60) for return postage for your cards. CARF members need only send funds for return postage as the award is free to all CARF members.

A special plaque is available to any amateur who confirms two-way contact with all Canadian provinces and territories on each of five separate bands. Submit your 60 confirming QSL cards with \$25.00 (Canadian or US funds) plus sufficient funds for return postage to: Canadawards, PO Box 2172, Station D, Ottawa, Ontario, Canada K1P 5W4.

WBCC AWARD

The Worked Broward County Cities award is sponsored by the Broward Amateur Radio Club. All amateurs are invited to apply for this very attractive and desirable certificate, printed in three colors on heavy parchment stock.

Applicants must obtain two-way contact with five of the Broward County cities. A gold seal will be awarded for fifteen cities worked.

All contacts must be made from the home QTH of the applicant; QSOs with mobile or portable stations in Broward are valid. All legal bands and modes may be used, but contacts via repeater will not be accepted.

Applicants should list the date, time, band, mode, and call and QTH of the Broward stations worked. Have this list verified by two fellow amateurs. Send your list, together with a fee of \$1.00 and two first-class mail stamps (DX applicants send US \$1.00 plus 3 IRCs), to: WD4RAF Awards Manager, 1921 NW 41st Street, Oakland Park FL 33309. Gold seals will be issued for a self-addressed envelope or one IRC.

The following Broward County cities apply: Coconut Creek, Cooper City, Coral Springs, Danla, Davie, Deerfield Beach, Fort Lauderdale, Hacienda Village, Hallandale, Hillsboro Beach, Hollywood, Lauderdale-by-the-Sea, Lauderdale Lakes, Lauderdale, Lazy Lake, Lighthouse Point, Margate, Miramar, North Lauderdale, Oakland Park, Parkland, Pembroke Park, Pembroke Pines, Plantation, Pompano Beach, Sea Ranch Lakes, Sunrise, Tamarac, and Wilton Manors.

THE VK5 WHISKEY CHARLIE AWARD

This award was originally created to commemorate 25 years of the club's existence and is still an award hunter's challenge.

For the first 23½ years of VK5WC's existence, it was the only call sign authorized from Woomera, a now small Australian community and former home to the European Launch Development Organization (ELDO). The club presently has four active HF members with several other members awaiting their reciprocal calls. VK5OL, VK5MQ, VK5AH, and VK5LA can be heard operating from the village as well as the club's station itself.

The award is available to all licensed amateurs throughout the world who can show proof of two-way contacts with club station VK5WC and two club members, or four different Woomera stations who are club members.

Any authorized frequency or band, including crossband and VHF, UHF, or satellite repeater, and any mode or combination of modes for which the stations concerned are licensed are permissible. Contacts may be claimed retroactive to May 3, 1978,

which is the date the use of individual call signs was authorized within the Woomera village community.

To apply for the award, submit a copy of all eligible log entries signed by the claimant and certified by either the cosigning of two other licensed amateur radio operators or, in the case of an isolated claimant, certified by a Justice of the Peace or a notary public. In case of dispute, local log entries at Woomera shall be accepted as proof conclusive of whether or not a contact took place.

Claims for the award are to be submitted in writing to the Award Manager, Woomera Amateur Radio Club, PO Box 538, Woomera, South Australia 5720, Australia, accompanied by \$2.50 in Australian currency (or equivalent), preferably by bank check payable to Woomera Amateur Radio Club, Award Account.

The award is an enlarged version of the club's QSL, with black, red, and blue printing.

WORKED VK8 AWARD

Work or hear eight stations in the VK8 area, irrespective of applicant's QTH. Any band, any mode, GCR applies. Award fee is \$3.00 Australian or ten IRCs. Send log data with fee to: Awards Manager, PO Box 40318, Casuarina 5793, Northern Territory, Australia.

TASMANIAN DEVIL AWARD

Applicants must establish contact with a number of VK7 stations depending on their QTH: Australia, 50 contacts; Oceania and Antarctica, 30 contacts; Asia and North America, 20 contacts; Europe and South America, 10 contacts; Africa, 7 contacts. Band and mode endorsements are available as well as special endorsements for making all contacts with Novice stations.

Claim logs with applicant's call and full name are to show station contacted, date, time, band, and mode. The claim is to be signed by the applicant and countersigned by two other amateurs. Spot checks will be made with contact stations in VK7 for confirmation. QSLs are not required. Contacts made on or after January 1, 1978, are valid. The award fee is five IRCs or equivalent for Australian applicants, ten IRCs for overseas applicants. Apply to: Tasmanian Devil Award, VK7 QSL Bureau, PO Box 3710, Hobart 7001, Tasmania, Australia.

ZONE 29 AWARD

To qualify for this award, it is necessary to contact 25 amateur stations located in zone 29. Zone 29 includes the VK6 and VK8 call areas. Only contacts after 0800 GMT on January 1, 1952, are valid. No crossband contacts are permitted. Minimum acceptable exchange of reports is RS33 or RST338.

QSL cards are not required as proof of valid contacts but the applicant must show that the log extracts have been examined and verified by two other amateurs. A simple declaration that the applicant's station has conformed to all licensing regulations related to his operation is mandatory.

The fee for the award is \$1.00 Australian or five IRCs. Apply to: Awards Manager, Zone 29, WIA (VK6 Division), PO Box N1002, Perth 6001, Western Australia, Australia.

THE VK1 AWARD

This award is available to any amateur or SWL who submits details of valid contacts with the required number of VK1 stations. On HF, VK stations require 20 VK1

contacts, others require 10 VK1 contacts. On VHF, 10 VK1 contacts are required.

A log extract is required, showing for each contact claimed the GMT date and time, band, mode, call sign of the station worked, and reports or cyphers exchanged. SWLs must show call signs of both stations in the QSO and the reports or cyphers given by each station. The award cost is \$2.00 Australian or five IRCs. Applications should be forwarded to: Awards Manager, WIA (VK1 Division), PO Box 46, Canberra 2600, Australian Capital Territory, Australia.

THE SOUTHERN CROSS AWARD

This award is granted to amateurs and SWLs who obtain the required number of points from working or hearing members of the Eastern and Mountain Districts Radio Club of Melbourne, Victoria. To qualify, Australian amateurs and SWLs require fifteen points, New Zealand amateurs and SWLs require ten points, and all other amateurs and SWLs require five points.

A point is awarded for each club member worked or heard. The club call signs VK3ER and VK3BNW each count two points, but only three points can be claimed if both call signs are included in any one application for the award.

The award will be issued for multiband and multimode or specific band or mode as requested at the time of application.

To obtain the award, a General Certificate Log and the award fee of \$5.50 Australian or three IRCs should be sent to: Awards Manager EMDRC, PO Box 87, Mitcham 3132, Victoria, Australia.

The General Certificate Log Rule means that any officer of a recognized amateur radio club or society, any two licensed amateurs, or any CHCER may certify a copy of the applicant's log. In this way, you do not have to submit your original log.

THE NAVAL POSTGRADUATE SCHOOL AMATEUR RADIO CLUB

The Naval Postgraduate School Amateur Radio Club in Monterey, California, will operate a special-event station K6LY during the 42nd Bing Crosby National Pro-Am Golf Championship. The station will be located near the eighteenth green at Pebble Beach. Operating hours will be 1800Z-2400Z daily, February 3-6, 1983. K6LY will operate on the lower part of the General class phone band on 15 & 40 meters. Stations contacting K6LY and wishing to receive a commemorative Crosby Pro-Am QSL card should send their QSL card to WB6ZSB, 831 Avalon Place, Monterey CA 93940. An SASE is not required.

NORTH OKANAGAN RADIO AMATEUR CLUB

We of the North Okanagan Radio Amateur Club are going to be having a special station set up during our winter carnival again this year. Our station will be operating during the week of February 4-13, 1983, from 2100Z to 2400Z, daily. The frequencies that we will be on are 28.575, 21.375, and 14.295, plus or minus QRM. The cost of our award is either \$1.00 or an SASE sent to North Okanagan Radio Amateur Club, Box 1706, Vernon, British Columbia V1T 7T9, Canada. This award, called the Vernon Winter Carnival Award, is available year round by working our club station (VE7NOR) or 3 Vernon area stations. The Vernon area is defined as Vernon, Armstrong, Winfield, Oyama, Lumby, and Enderby.

Turn your computer into an advanced operating system . . .

SUPER UTILITY PLUS The most powerful program of its kind! Machine language, stand-alone program with its own I/O routines. No ROM or DOS calls. Works on single AND double density systems. Features ZAP, PURGE, FORMAT, DISK COPY, TAPE COPY, DISK REPAIR, MEMORY, FILE, and CONFIGURE SYSTEM functions. Very sophisticated, menu driven, single RAM resident program! A must for every serious TRS-80 disk installation.

48K RAM Model I & III Disk

DOSPLUS 3.4 The fastest, smoothest, easiest to use Disk operating system for your TRS-80! Jam-packed with powerful options: BASIC Array Sort, Tape/Disk—Disk/Tape Utility, Controlled Screen Input, Random Access and ASCII modification on Diskdump, BASIC Checks for Active "DO", Backup and Format from a "DO" file, and much much more. Energize your operating system with DOSPLUS 3.4!

TRS-80 2 for Model I, 1 for Model III Disk


Instant Software



The best software under the sun.

The Best Utilities Available from Instant Software for your TRS-80*

- Enhance
- Accelerate
- Expand



KEY COMMANDER Easy editing of programs, and direct entry of graphics into Basic programs are yours with this highly sophisticated yet easy to use utility package. Features On Screen Editing, Graphic Print Statement, Assignable Keys, and Total Flexibility. Automatically relocates into high memory and protects itself in memory. Enhance the power and capabilities of your keyboard!

Model I/Model III 16K and up Tape

ABE Accelerate your writing and editing of Basic programs with the Advanced Basic Editor. Dramatically improves your Basic editing and programming capabilities by providing such indispensable features as Formatted Screen, Global Search and Replace, Line Copy Ability, Assignable Keys, Called From Basic. Advance your skills as a programmer with ABE.

Model I 32K TRSDOS 2.3 or NEWDOS 80 v2 Disk in 32K & 48K version.

To place your order for Instant Software's Utility Programs, call toll free 1-800-258-5473

or simply fill in the coupon and mail to:
INSTANT SOFTWARE, Rte. 101 & Elm St. Peterborough, NH 03458

TRS-80 is a trademark of the Radio Shack division of Tandy Corp.

Yes I want to order:

- ABE #5026RD @ \$19.95 ea.
 Dos Plus 3.4 Single Density #5023R @ \$149.95 ea.
 Key Commander #5027R @ \$29.95 ea.
 Dos Plus 3.4 Double Density #5024RD @ \$149.95 ea.
 Super Utility Plus #5022RD @ \$74.95 ea.
 Dos Plus 3.4 Mod III Version #5025RD3 @ \$149.95 ea.

Shipping & Handling \$2.50

For C.O.D. orders add \$1.50 extra

Total of above _____

VISA
 MC
 AE
 Check
 Money Order

Name _____ Card # _____

Address _____ Interbank # _____

City _____ Exp. Date _____

State _____ Zip _____ Signature _____

Instant Software



Call toll free 1-800-258-5473

INSTANT SOFTWARE, Rte. 101 & Elm St. Peterborough, NH 03458

332B6U

CONTACT-80...



RTTY your TRS-80 with CONTACT 80 MARK II for 1983!

TRS-80, MOD III INTERFACE (included with system) gives keyboard STATION CONTROL and connects with the TTY TU of your choice.

(No other equipment needed for CW operation)

Cassette & Disk Features:

- BAUDOT, ASCII & MORSE
- CW RX speed AUTOSYNC & unique FIST-FIXER
- TRI-SPLIT screen (user sets HIS way)
- "Unlimited" STORED MSG. sizes
- Automatic DYNAMIC BUFFER ALLOCATION
- Live HARDCOPY plus other Line-printing
- AUTO-ID, TIME/DATED transmissions
- On screen "OSCILSCOPE", CLOCK, COUNTERS
- Unique EDITOR, CLOCKED-KEYING, NAME-LINE
- AUTO-DIDDLE, K/B ROLLOVER, REPEATING KEYS
- Fast CASSETTE I/O and many other features

Additional Disk Features:

- Two-way message SELCALL A "PERSONAL MSO"
- AUTO MONITOR frequency activity to disk
- SAVE, LOAD, KILL & DIR plus other I/O

INTRODUCTORY SPECIAL

DISK VERSION	\$198.00
CASSETTE VERSION	\$179.00
CASSETTE, later upgrade to DISK	\$20.00

Guaranteed-include Amateur CALLSIGN-POST PAID

ROYAL

407 Conkle Road ✓ 150
Hampton, GA 30228 Telephone: (404) 946-9314

PRESERVE 73 MAGAZINE BINDERS & FILE CASES

Keep your issues of 73 Magazine together, handy and protected in handsome and durable library files or binders. Both styles bound in red leatherette with the magazine logo stamped in gold.

Files: Each file holds 12 issues, spines visible for easy reference, \$5.95 each, 3 for \$17.00, 6 for \$30.00

Binders: Each binder holds 12 issues and opens flat for easy reading, \$7.50 each, 3 for \$21.75, 6 for \$42.00

(Postage paid in USA. Foreign orders include \$2.50 per item)

Please state years: 1977 to 1983


Send check or money order to:

JESSE JONES BOX CORP.

P.O. Box 5120

Philadelphia, PA 19141

Allow 4 to 6 weeks for delivery



The HAM SHACK

808 N. Main
Evansville, IN 47711

AEA	
MBA-RO Reader	\$259.00
MBA-RC Rcv/Code Conv. Xmt	395.00
MM-2 MorseMatic Ultimate Keyer	150.00
CK-2 Contest Memory Keyer	125.00
ALLIANCE HD 73 Rotator	\$99.00
ARRL 83 Handbook	\$12.00
ASTRON	
RS7A 5-7 Amp Power Supply	\$49.00
RS12A 9-12 Amp Power Supply	69.00
RS20A 16-20 Amp Power Supply	89.00
RS20M 16-20 Amp w/meter	109.00
RS35A 25-35 Amp	135.00
RS35M 25-35 Amp w/meter	149.00
RS50A 37-50 Amp	199.00
RS50M 37-50 Amp w/meter	225.00
AZDEN	
PCS 4000 2M Xcvr	call
PCS 300 Handheld	\$285.00
BASH Code Tapes/Study Guides	\$9.95
B&W Folded Dipole very broadbanded	\$135.00
BENCHER BY-1 Paddle	\$36.00
BUTTERNUT HF6V Vertical	\$119.00
CALLBOOK U.S./DX	\$18.95/19.95
CUSHCRAFT	
A3 Tribander 3EL	\$179.00
A4 Tribander 4EL	229.00
32-19 Superboomer 19EL 2M	79.00
DAIWA	
CN 520 1.8-60 MHz SWR/Pwr Mtr.	\$63.00
CN-620B 1.8-150 MHz SWR/Pwr Mtr.	110.00
DENTRON	call for prices
DRAKE	
TR7A Xcvr	\$1,439.00
TR5 Xcvr	695.00
ENCOMM (SANTEC)	
ST-144µP	\$289.00
ST-440µP	309.00
HAL	
CT 2100 Terminal/KB 2100 Keyboard	\$850.00
RS 2100 Scope	285.00
CWR 685A TeleReader	869.00
6700 Reader Terminal	435.00
HY-GAIN	
TH7 DXS 7EL Tribander	\$375.00
TH5 MK2S 5EL Tribander	319.00
TH3 MK3S 3EL Tribander	219.00
CD45 Rotator	119.00
Ham IV Rotator	195.00
T2X Rotator	249.00
V2S 2M Vertical	39.00
Pro-Comm 200 Dual Headphones/Mic	90.00
Free Shipping on all Crankup Towers	
ICOM	
R70 General Coverage Receiver	\$669.00
720A General Coverage Xcvr	1,140.00
740 Xcvr	965.00
251A 2 Meter All Mode	575.00
505 6 Meter Xcvr	395.00
25A 2 Meter	299.00
290H 2 Meter All Mode	475.00
2AT/3AT/4AT Handhelds	235.00
KANTRONICS Computer Interface	
CW/RTTY/ASCII	\$165.00
KLM	
KT34XA Tribander	\$459.00
144-148-13LBA 2M Long Boomer	79.00
LARSEN 5/8 Wave 2M Mag Mt.	\$39.00
MFJ	
941C Tuner	\$81.00
496 Super Keyboard	279.00
422 Keyer/BENCHER Paddle Combo	89.00
1040 Deluxe Presetector	89.00
104 New 24 hr. Dual Clock	36.00
MIRAGE B1016 Amp	\$239.00
MICROLOG	call
ROBOT 400/800	call
SHURE 444D Desk Mic	\$50.00
TEN-TEC	
Call about the new Corsair	
The performance is Incredible!!	
List \$1,169.00	
TOKYO HY-POWER	
HL82V 80W Amp	\$155.00
HL160V 160W Amp	285.00
HC2000 Tuner	285.00
VOCOM Amplifiers/Ants	call

COMMUNICATIONS

SERVICE SPECIALIST

LOW RATES REPEATERS
45 DAY WARRANTY! MARS MODS



A HAM RADIO STORE THAT SPECIALIZES IN SERVICE!!!



We are in the business of providing top quality repairs on all types of amateur radio equipment. A complete line of parts is kept on hand to provide you with an extremely fast turnaround.

VOTUC COMMUNICATIONS CO.

PHONE
(412)-583-2131

146 B RIVER AVE.
MASONTOWN, PA 15461 ✓ 200

GUY
N2CJW

NEMAL ELECTRONICS

COAXIAL CABLE SALE

This Month's
Specials
Same Day
Shipping

RG8U-20 ft., PL-259 ea. end	\$4.95
RG214U dbl silver shield, 50 ohm	\$1.35/ft.
100 ft. RG8U with PL-259 on each end	\$19.95
BELDEN Coax in 100 ft. rolls	
RG58U #9201	\$11.95
Grounding strap, heavy duty tubular braid	
3/16 in. tinned copper	10¢/ft.
3/8 in. tinned copper	30¢/ft.

CONNECTORS MADE IN USA

Amphenol PL-259	.79¢
PL-259 push-on adapter shell	10/\$3.89
PL-259 & SO-239	10/\$5.89
Double Male Connector	\$1.79
PL-258 Double Female Connector	98¢
1 ft. patch cord w/RCA type plugs each end	3/\$1.00
Reducer UG-175 or 176	10/\$1.99
UG-255 (PL-259 to BNC)	\$3.50
Elbow (M359)	\$1.79
F59A (TV type)	10/\$2.15
UG 21D/U Amphenol Type N Male for RG8	\$3.00
BNC UG88C/U, male	\$1.25
3/16 inch Mike Plug for Collins etc.	\$1.25
UG273 BNC to PL-259	\$3.00

FREE CATALOG

COD add \$1.50—FLA. Res. add 5% Sales Tax

Connectors—shipping 10% add'l, 2.50 minimum ✓ 412

Cable—shipping \$3.00 1st 100 ft. \$2.00 each add'l 100 ft

1327 NE 119th Street, Dept. RLO, No. Miami, FL 33161 Call (305) 893-3924

TEN-TEC
Call about the new Corsair
The performance is Incredible!!
List \$1,169.00

TOKYO HY-POWER	
HL82V 80W Amp	\$155.00
HL160V 160W Amp	285.00
HC2000 Tuner	285.00
VOCOM Amplifiers/Ants	call

Prices and availability subject to change.

812-422-0231 ✓ 449
MON-FRI 9AM-6PM • SAT 9AM-3PM

Send SASE for our new & used equipment list.

**THE
BEST PLACE
To Look For
New & Used
Equipment
Buy-Sell-Trade
Our 4th Year**



NUTS & VOLTS MAGAZINE

PO BOX 1111-G • PLACENTIA, CA 92670
(714) 632-7721 ✓137

JOIN THOUSANDS OF READERS
NATIONWIDE, EVERY MONTH

U.S.A. SUBSCRIPTIONS

\$ 7.00 - 1 YR. 3RD CLASS MAIL

\$12.50 - 1 YR. 1ST CLASS MAIL

\$25.00 - LIFETIME - 3RD CLASS

With Free Classified Ad

Microwave Field Disturbance Motion Detector Kit

- Range 100' unobstructed
- Safe low power 10mW output
- Detects motion from 0.1 to 20 MPH

Unlike ultrasonic motion detectors, the Microwave Field Disturbance Motion Detector, can see thru non-metallic walls. Output is N.O. or N.C. relay contacts which can operate alarms, lights, or electric doors. Output can be programmed from seconds to hours and will reset automatically.

Kit contains: 10.525 GHz transmitter module, 10 db diecast horn antenna, all components, PC board, and instructions. Requires 10-14 VDC, 70mA standby, 110mA activated.

Model MT2 \$89.95 PPD in U.S.
COD add \$2. N.J. residents add 5% sales tax.

MicroTek (201) 548-4321 ✓196
35 West Francis St.,
Iselin, New Jersey 08830

"KEEP IN TUNE WITH THE WORLD"

****TECHNICAL ASSISTANCE BY F.C.C.
LICENSED TECHNICIANS:**

- repairs
- alignments
- modifications
- installation of custom circuits

****PRODUCTS AVAILABLE:**

- QSK keying
- VOX
- Power supplies—[memory keep alive]

*All above circuits for solid state equipment
manufactured by



12325 Madonna Dr. Lansing, Michigan 48917
(517) 627-2650 or 627-2879 ✓159

FROM TAYCO... MAGNAVOX FV 25 - 26 CHANNEL CABLE TV CONVERTER and REMOTE CONTROL



Get The Most From Cable TV
VHF-MIDBAND-SUPERBAND

- Select any channel with easy pushbutton tuning from up to 25' away
- Perfect for the bedroom TV
- Saves wear on TV tuner - avoid costly repairs
- Ideal for the handicapped • Easy 5 minute installation
- Receives those EXTRA channels your TV can't get
- Works with any TV • 90 Day Guarantee

2-way Splitter 219 only \$39.95
"F" Fittings 23ea - 10/180 Mail Order SPECIAL
Belden RG/59 .11/ft. \$49.95

24 Hour Order Line NYS Add Tax +4.25 Shipping Handling
(607) 962-7313 Buy 2 - We Pay Shipping C.O.D.'s - \$150 extra

Order Direct From
TAYCO COMMUNICATIONS
R3 - 146A Narrows Ck. Rd. - Corning N.Y. 14830
- DEALERS WANTED - ✓183

RELIABLE MICROWAVE TV ANTENNAS

2.1 to 2.6 GHz Frequency Range
34db System Gain [or Greater]

Complete System (as pictured) \$149.95
Down Converter Probe Style (Assembled and Tested) \$ 64.95
Power Supply (12V to 16V DC+) (Assembled and Tested) \$ 59.95



PETERSON ELECTRONICS

4558 Auburn Blvd.
Sacramento, CA 95841
(916) 486-9071 ✓182

C.O.D.'s
SPECIAL QUANTITY
PRICING
Dealers Wanted

1 YEAR WARRANTY
PARTS & LABOR



this publication is available in microform



University Microfilms International

300 North Zeeb Road
Dept. P.R.
Ann Arbor, MI 48106
U.S.A.

18 Bedford Row
Dept. P.R.
London, WC1R 4EJ
England

Subscription Problem?

73 Magazine does not keep subscription records on the premises, therefore calling us only adds time and doesn't solve the problem.

Please send a description of the problem and your most recent address label to:

73 Magazine
Subscription Dept.
PO Box 931
Farmingdale, NY 11737

Thank you and enjoy your subscription.

AMATEUR RADIO SOFTWARE FOR VIC

TWICE AS MUCH FOR YOUR MONEY,
TWO PROGRAMS ON A SINGLE CASSETTE.

THE DIPOLE ANTENNA & ANTENNA FORMULAS.....\$8.95
THREE ELEMENT YAGI & ANTENNA FORMULAS.....\$8.95
BASIC & MORE ELECTRONIC FORMULAS.....\$8.95

SINGLE PROGRAMS

MORSE CODE TUTOR.....\$8.95
GIVES YOU PRACTICE AND TESTS YOU FROM 5-28 WPM,
WITH TOTALLY RANDOM FIVE CHARACTER CODE GROUPS.

AMATEUR RADIO DATA SYSTEM.....\$14.95
RECORD CALLSIGN, NAME, CITY, STATE, CONTACT #,
DATE, TIME, FREQ. ON EACH CONTACT. 50 CONTACTS
PER FILE, UNLIMITED NUMBER OF FILES. REQUIRES
A MINIMUM OF 3K ADDITIONAL MEMORY. FREE C-60
CASSETTE SUPPLIED FOR DATA, OR BUY DISK VERSION
AND STORE 1200 CONTACTS ON PROGRAM DISK.

ALL PROGRAMS AVAILABLE ON DISK—ADD \$3.00

VIRGINIA RESIDENTS ADD 4%, WE PAY POSTAGE.
SEND CASH, CHECK OR MONEY ORDER TO:

RUSS SOFTWARE LTD.
P.O. BOX 378 NORTHWEST STATION
CHESAPEAKE, VA. 23322
(804) 421-3914 ✓207

NEW!

DDRR Space Beaters!

The Repeater Beaters

- With as little as one square foot of ground plane, these unique antennas provide communication from virtually anywhere.
- Low SWR match to a 50 ohm line across the entire band.
- Magnetic mount included.
- **Two antennas in one** when used with the optional CR2X or CR3X range extender.

CR2A* or CR3A **\$39** plus **\$2** shipping

CR2X or CR3X **\$12** plus **\$2** shipping (continental USA)

*AS REVIEWED IN 73 MAGAZINE OCTOBER 1982

COM-RAD, INC.
1635 WEST RIVER PARKWAY
GRAND ISLAND, NEW YORK 14072
(716) 773-1445

Visit and MasterCard accepted ✓ 163

sample issue only \$2.50 PPD

OUR 16TH YEAR!

AMATEUR TELEVISION MAGAZINE

✓ 115

"FOR THE SPECIALIZED COMMUNICATION RADIO AMATEUR"

	Surface U.S./Canada Mexico	Surface All Foreign	Airmail Central S. America	Airmail All Other Foreign
1/2 year	\$ 10.00	\$ 13.00	\$ 20.00	\$ 23.00
1 year	\$ 20.00	\$ 26.00	\$ 40.00	\$ 46.00
2 year	\$ 38.00	\$ 50.00	\$ 78.00	\$ 90.00
3 year	\$ 56.00	\$ 74.00	\$116.00	\$134.00

ATV-SSTV-FAX-RTTY-Satellites-EME
Microwave and Computers.

Published 12 times per year by Mike Stone WB0QCD
P.O. Box H, Lowden, Iowa 52255 0408

QUALITY MICROWAVE TV SYSTEMS

Complete Systems From \$69⁹⁵

1.9 to 2.5 GHz Antennas

Galaxy Electronics

6007 N. 61st Ave.
Glendale, Az. 85301
(602) 247-1151

COD's Dealers Wanted

VISA
MasterCard

✓ 178

FREE! FREE! FREE! FREE! FREE!

SEND FOR OUR NEW 1983 PARTS CATALOG

THOUSANDS OF SURPLUS ELECTRONIC PARTS, SUPPLIES AND DEVICES.

ALL ELECTRONICS CORP

905 S. Vermont Ave.
P.O. Box 20406
Los Angeles, Cal. 90006

✓ 20

FREE! FREE! FREE! FREE! FREE!

A MUST FOR RTTY ENTHUSIASTS

RADIOTELETYPE FREQUENCY LISTS

2000 WORLDWIDE radioteletype stations by frequency... press. military, air, government, diplomatic, all utilities with calls, times, plus other information 3 to 30 MHZ. \$12 POSTPAID

WORLD PRESS Services Frequencies 3 LISTS & MANUAL. All press services, frequencies and transmission times \$8 POSTPAID

UNIVERSAL ELECTRONICS
1280 AIDA DR. • REYNOLDSBURG, OH 43068

YAESU FT-207R OWNERS

AUTO SCAN MODULE AND BATTERY SAVER KIT

15 minutes to install; scan restarts when carrier drops off; busy switch controls automatic scan on-off; includes module and instructions

Model AS-1. \$25.00

FT-207R BATTERY SAVER KIT MODEL BS-1 \$14.95

*No more dead batteries due to memory backup
*30% less power drain when squelched
*Simple to install; step-by-step instructions and parts included
*4 mA memory backup reduced to 500 μ A.
*45 mA receiver drain reduced to 30 mA.
*Improved audio fidelity and loudness

ENGINEERING CONSULTING
P.O. Box 216
BREA, CALIFORNIA 92621

WRITE FOR CLUB DISCOUNTS

✓ 400

GO MOBILE WITH YOUR H.T.!

Model I—Icom IC-2A/T, Etc.
Model K-1 for TR-2500
—slides on bottom of radio

Guaranteed!

Model K—TR-2400;
—powered thru battery plug
Model N—FT-208R
Model T—Simple mod for Tempo

NOW FOR FT-208R & TR-2500

Model Y—FT-207R,
—fits into battery compartment

"A unique battery eliminator"
HANDI-TEK Regulator allows constant hand-held operation from auto DC or base supply with no nicad drain and WITHOUT RADIO MODIFICATION! \$24.95 PPD in USA. CA add \$1.50 Sales Tax.

✓ 460

HANDI-TEK
P.O. BOX 2205, LA PUENTE, CA 91746

TIME-DUAL TONE DECODER \$15

The LJM2RK decoder kit converts your receiver into a special receiver or control. When a user-selected time-tone combination is received, the output provides a relay control for activating speakers or other devices.

INPUT: Audio from transceiver, scanner, etc.
OUTPUT: SPST (N.O.) relay.

FEATURES: Single or dual tones adjustable over the T/T range • Adjustable time delay • Relay output • Manual or auto reset • Single tone ON latching with different single tone reset OFF • Operates on 12VDC • Interfacing of multiple boards for multi-digit sequential activation and reset.

APPLICATIONS: Call-up system • Repeater or commercial controls • Etc. Limited only to your imagination • Write for information on the LJM2RK for your application.

LJM2RK decoder kit includes all component, relay, and P.C. Board...\$15 plus \$1.50 ship

LJM2RC enclosure kit includes molded case, speaker, input cable.....\$5 plus \$1.50 ship.

THE METHENY CORPORATION
204 Sunrise Drive, Madison, IN 47250 ✓ 205

See Product Review Jan. 1983 issue of 73

CB TO TEN METER CONVERSION KITS

10 METER FM—Limiter discriminator board with specific instructions to fit over 80 different AM & SSB chassis

SSB-AM KITS—Now in stock kits for most CB models—23 or 40 channels

NEW & USED—FM—SSB—AM converted C.B.'s in stock

ANEXTER MARK ANTENNAS
—You saw them at Dayton. Now in stock the HW-3 three band heliwhip that covers 10—15—20 meters with no traps

FREE CATALOG—Write or call today

INDEPENDENT

CRYSTAL SUPPLY COMPANY

141 Rt. 6A, Box 183
Sandwich, Ma. 02563-0183
(617) 888-4302

✓ 78

We now have available a bunch of goodies too good to bypass. Items are limited so order today

Call your Phone Order in Today. TERMS: Satisfaction guaranteed or money refunded. C.O.D. add \$2.50. Minimum order \$6.00. Orders under \$10.00 add \$1.50. Add 6% for postage, insurance, handling. Overseas add 15%. N.Y. residents add 7% tax.

MINI KITS - YOU HAVE SEEN THESE BEFORE NOW HERE ARE OLD FAVORITE AND NEW ONES TOO. GREAT FOR THAT AFTERNOON HOBBY.

FM MINI MIKE

A super high performance FM wireless mike kit! Transmits a stable signal up to 300 yards with exceptional audio quality by means of its built in electret mike. Kit includes case, mike on-off switch antenna battery and super instructions. This is the finest unit available

FM-3 Kit **\$14.95**
FM-3 Wired and Tested **19.95**

Color Organ

See music come alive! 3 different lights flicker with music. One light each for high, mid-range and lows. Each individually adjustable and drives up to 300 W runs on 110 VAC

Complete kit. ML-1 **\$8.95**

Video Modulator Kit

Converts any TV to video monitor. Super stable. tunable over ch 4-6. Runs on 5-15V accepts std video signal. Best unit on the market! Complete kit. VD-1 **\$7.95**

Led Blinky Kit

A great attention getter which alternately flashes 2 jumbo LEDs. Use for name badges, buttons, warning panel lights, anything! Runs on 3 to 15 volts. Complete kit. BL-1 **\$2.95**


Super Sleuth

A super sensitive amplifier which will pick up a pin drop at 15 feet! Great for monitoring baby's room or as general purpose amplifier. Full 2 W rms output runs on 6 to 15 volts. uses 8-45 ohm speaker. Complete kit. BN-9 **\$5.95**

CPO-1 Runs on 3-12 Vdc 1 watt out. 1 KHZ good for CPO Alarm. Audio Oscillator. Complete kit **\$2.95**

CLOCK KITS

Your old favorites are here again. Over 7,000 Sold to Date. Be one of the gang and order yours today!



Try your hand at building the finest looking clock on the market. Its satin finish anodized aluminum case looks great anywhere, while six .4" LED digits provide a highly readable display. This is a complete kit, no extras needed, and it only takes 1-2 hours to assemble. Your choice of case colors: silver, gold, black (specify).

Clock kit, 12/24 hour. DC-5 **\$24.95**
Clock with 10 min ID timer. 12/24 hour. DC-10 **\$29.95**
Alarm clock, 12 hour only. DC-8 **\$29.95**
12V DC car clock. DC-7 **\$29.95**

For wired and tested clocks add \$10.00 to kit price SPECIFY 12 OR 24 HOUR FORMAT

FM Wireless Mike Kit

Transmits up to 300' to any FM broadcast radio, uses any type of mike. Runs on 3 to 9V. Type FM-2 has added sensitive mike preamp stage

FM-1 kit **\$3.95** FM-2 kit **\$4.95**

Whisper Light Kit

An interesting kit, small mike picks up sounds and converts them to light. The louder the sound, the brighter the light. Includes mike, controls up to 300 W, runs on 110 VAC. Complete kit. WL-1 **\$6.95**

Tone Decoder

A complete tone decoder on a single PC board. Features 400-5000 Hz adjustable range via 20 turn pot, voltage regulation 567 IC. Useful for touch-tone burst detection FSK etc. Can also be used as a stable tone encoder. Runs on 5 to 12 volts. Complete kit. TD-1 **\$5.95**

Universal Timer Kit

Provides the basic parts and PC board required to provide a source of precision timing and pulse generation. Uses 555 timer IC and includes a range of parts for most timing needs.

UT-5 Kit **\$5.95**

Mad Blaster Kit

Produces LOUD ear shattering and attention getting siren like sound. Can supply up to 15 watts of obnoxious audio. Runs on 6-15 VDC. Complete kit. MB-1 **\$4.95**

Siren Kit

Produces upward and downward wail characteristic of a police siren. 5 W peak audio output, runs on 3-15 volts. uses 3-45 ohm speaker. Complete kit. SM-3 **\$2.95**

60 Hz Time Base

Runs on 5-15 VDC. Low current! 2.5 mA! min. month accuracy TB-7 Kit **\$5.50**
TB-7 Assy **\$9.95**

SATELLITE TV KIT




image rejection, fully tunable audio to recover "hidden" subcarriers, divide by two PLL demodulator for excellent threshold performance, tight tracking AFC to assure drift free reception, and of course, full 24 channel tunable coverage.

Build your satellite TV system around the R2B, close to ten thousand others already have and now it's available in kit form at a new low price. Order yours today.

THE POPULAR SAT-TEC RECEIVER IN KIT-FORM!

Featured in a Radio Electronics magazine cover story (May 82), the reliable R2B Sat-tec TV receiver is now operating in thousands of locations. The R2B is easy to build, preetched, plated boards with screened component layout assures accurate component placement and the critical IF section and local oscillator are pre-assembled and aligned! All parts are included for the R2B, attractive case, power supply, descriptive operating manual as well as complete assembly instructions. Features of the receiver include: dual conversion design for best

A complete Satellite TV System requires a dish antenna, LNA (low noise amplifier), Receiver and Modulator.

R2B Receiver Kit **\$359.00**
R2B Receiver, Wired and Tested **\$595.00**
120" K Avanteck LNA **\$495.00**
RM3 RF Modulator **\$49.95**
Prices include domestic UPS shipping and insurance.

PARTS PARADE

IC SPECIALS

LINEAR	TTL
301 \$.35	74S00 \$.40
324 \$1.50	7447 \$.65
380 \$1.50	7475 \$.50
555 \$.45	7490 \$.50
556 \$1.00	74196 \$1.35
565 \$1.00	
566 \$1.00	
567 \$1.25	
741 \$2.00	
1458 \$.50	
3900 \$.50	
3914 \$2.95	
8038 \$2.95	

CMOS	SPECIAL
4011 \$.50	11C90 \$15.00
4013 \$.50	10116 \$1.25
4046 \$1.85	7208 \$17.50
4049 \$.50	7207A \$5.50
4059 \$9.00	7216D \$21.00
4511 \$2.00	7107C \$12.50
4518 \$1.35	5314 \$2.95
5639 \$1.75	5375AB/G \$2.95
	7001 \$6.50

READOUTS	Diodes
FNO 359 4" C.C. \$1.00	5.1 V Zener 20/\$1.00
FNO 507/510 5" C.A. 1.00	1N914 Type 50/\$1.00
MAN 72/H97730 33" C.A. 1.00	1KV 2Amp 8/\$1.00
HP 7651 43" C.A. 2.00	100V 1Amp 15/\$1.00

TRANSISTORS	Crystal Microphone
2N3904 NPN C-F 15/\$1.00	Small 1" diameter 1/4" thick crystal mike cartridge \$.75
2N3906 PNP C-F 15/\$1.00	
2N4403 PNP C-F 15/\$1.00	
2N4410 NPN C-F 15/\$1.00	
2N4518 PNP C-F 49/\$1.00	
2N4601 PNP C-F 53/\$1.00	
2N6028 C-F 45/\$1.00	
2N3771 NPN Silicon 11/\$1.00	
2N5178 UNF NPN 31/\$2.00	
Power Tab NPN 40W 31/\$1.00	
Power Tab PNP 40W 31/\$1.00	
MPF 102/2N5484 1.50	
NPN 3904 Type T-R 50/\$2.50	
PNP 3906 Type T-R 50/\$2.50	
2N3055 1.80	
2N2646 UJT 3/\$2.00	

Resistor Ass't	Crystals
Assortment of Popular values - 1/4 watt. Cut lead for PC mounting. 1/2" center 1/8" leads bag of 300 or more \$1.50	3 579545 MHZ \$1.50
	10 00000 MHZ \$5.00
	5 248800 MHZ \$5.00

Switches	AC Adapters
Mini toggle SPDT \$1.00	Good for clocks, record chargers, all 110 VAC plug one end
Red Pushbuttons N.O. 3/\$1.00	8.5 vdc @ 20 mA \$1.00
	16 vdc @ 160mA \$2.50
	12 vdc @ 250mA \$3.00

Earphones	Solid State Buzzers
3 leads 8 ohm good for small tone speakers, alarm clocks etc 5 for \$1.00	small buzzer 450 Hz 86 dB sound output on 5-12 vdc at 10-30 mA. TTL compatible \$1.50

Slugs Tuned Coils	AC Outlet
Small 3/16" Hex Slugs turned coil 3 turns 10 for \$1.00	Panel Mount with Leads 4/\$1.00

CAPACITORS	DC-DC Converter
TANTALUM Diode Epoxy 1.5 uF 25V 3/\$1.00	-5 vdc input prod. -9 vdc @ 30ma
ALUMINUM Electrolytic 1000 uF 16V Radial 1.50	-9 vdc produces -15 vdc @ 35ma \$1.25
500 uF 20V A-val 1.50	
150 uF 16V A-val 1.00	
10 uF 15V Radial 10/\$1.00	

DISK CERAMIC	Ceramic IF Filters
01 16V disk 20/\$1.00	Mini 1/2" 10/\$1.50
1 16V 15/\$1.00	
001 16V 20/\$1.00	
100 16V 20/\$1.00	
047 16V 20/\$1.00	

Audio Prescaler

Make high resolution audio measurements, great for musical instrument tuning, PL tones, etc. Multiplies audio UP in frequency, selectable x10 or x100, gives 01 HZ resolution with 1 sec gate time! High sensitivity of 25 mv, 1 meg input z and built-in filtering gives great performance. Runs on 9V battery, all CMOS.

PS-2 kit **\$29.95**
PS-2 wired **\$39.95**

600 MHz PRESCALER

Extend the range of your counter to 600 MHz. Works with all counters. Less than 150 mv sensitivity, specify -10 or -100.

Wired tested PS-1B **\$59.95**
Kit, PS-1B **\$44.95**

30 Watt 2 mtr PWR AMP

Simple Class C power amp features 8 times power gain. 1 W in for 8 out, 2 W in for 15 out, 4 W in for 30 out. Max output of 35 W, incredible value, complete with all parts, less case and T-R relay.

PA-1, 30 W pwr amp kit **\$22.95**
TR-1, RF sensed T-R relay kit **6.95**

MRF-238 transistor as used in PA-1 **8-10db gain 150 mhz \$11.95**

Power Supply Kit

Complete triple regulated power supply provides variable 6 to 18 volts at 200 ma and -5 at 1 Amp. Excellent load regulation, good filtering and small size. Less transformers, requires 6.3 V 1 A and 24 VCT.

Complete kit, PS-3LT **\$6.95**

RF actuated relay senses RF (1W) and closes DPDT relay. For RF sensed T-R relay TR-1 Kit **\$6.95**

OP-AMP Special

BI-FET LF 13741 - Direct pin for pin 74C compatible, but 500,000 MEG input z, super low 50 f noise, power drain

50 for only **\$9.00** 10 for **\$2.00**

78MG \$1.25	7812 \$1.00
79MG \$1.25	7815 \$1.00
723 \$1.50	7905 \$1.25
309K \$1.15	7912 \$1.25
7805 \$1.15	7915 \$1.25

Shrink Tubing Nubs
Nice precut pcs of shrink size 1/4" x 1/4" shrink to 1/8". Great for splices **50/\$1.00**

Mini TO-92 Heat Sinks
Thermalloy Brand To-220 Heat Sinks **5 for \$1.00**
3 for \$1.00

Opto Isolators - 4N28 type
Opto Reflectors - Photo diode + LED **\$1.00 ea.**

Molex Pins
Molex already precut in length of 7. Perfect for 14 pin sockets. 20 strips for **\$1.00**

CDS Photoresistor
Resistance varies with light, 250 ohms to over 3 meg **3 for \$1.00**

FACIT 4555 SERIAL PAGE PRINTER

The Facit 4555 alphanumerical serial printer is complete. Equipped with RS232C Interface, printing mechanism, control electronics, drive electronics, power supply and character generator. The adaptation electronics can be modified in four versions: Bit-parallel data transfer, CCITT (EIA, RS232C) for bit-serial data transfer and the current loop (TTY) interface also for bit serial data transfer. The Facit 4555 prints on ordinary paper and is adjustable for different paper widths and formats, 9.5" paper width with 66 lines per page or DIN A4 with 70 lines per page.

SPECIFICATIONS

Print speed	up to 60ch.s.	Char. spacing	2.54mm/1/10" 80ch/line
Printing mode	Incremental.		1.55mm/0.06" 132ch/line
Max. # of ch/line	80 alt. 132.	Char. Code	ECMA-6 7-bit coded char. set
Matrix	7 X 5 dot matrix.	Char. Set	63 Char. various national versions.
Char. Size Height	2.7mm/1/8"	Feed mechanism	Sprocket feed.
Char. Size Width	1.3mm/0.05" 132ch/line		
	2.1mm/0.083" 80ch/line		

THESE UNITS WERE PULLED OUT OF SERVICE IN GOOD WORKING CONDITION. WE CHECK EACH UNIT ON A RADIO SHACK TRS-80 COLOR COMPUTER.



PRINTER ONLY \$129.99

Printer with linecord, box of paper, inter-connect cable for TRS-80 COLOR COMPUTER. \$149.99

GENEVA CALCULATOR WATCH

This attractive watch has the following modes:
 Normal Time Setting,
 Calendar Setting,
 Daily Alarm Time Setting,
 Weekly Alarm Time Setting,
 Chronograph,
 Calculator.



Featured in Black Plastic \$24.99 or Featured in Stainless Steel \$29.99

SILICON DIODES

MR751	100vdc	6Amps	10/\$5.00	100/\$38.00
MR510	1000vdc	3Amps	10/\$3.75	100/\$24.00
HEP170	1000vdc	2Amps	20/\$2.00	100/\$15.00
1N3209	100vdc	15Amps	\$2.00	10/ \$15.00
BYX21/200	200vdc	25Amps	\$2.00	10/ \$15.00
1N2138A	600vdc	60Amps	\$5.00	10/ \$40.00
DS85-04C	400vdc	80Amps	\$10.00	10/ \$80.00
1N3269	600vdc	160Amps	\$15.00	10/\$120.00
275241	300vdc	250Amps	\$20.00	10/\$175.00
7-5754	300vdc	400Amps	\$30.00	10/\$250.00
RCD-15	15KVDC	20ma.	\$3.00	10/ \$20.00
SMFR20K	20KVDC	20ma.	\$4.00	10/ \$30.00
1N4148	signal		30/\$1.00	100/ \$3.00

FEED THRU SOLDER RF CAPACTORS

470pf +-20%
5/\$1.00 or 100/\$15.00 or 1000/\$100.00
1000pf/.001uf +-10%
4/\$1.00 or 100/\$20.00 or 1000/\$150.00

E PROMS

2708 1024x1	\$2.00 each
2716 2048x8	\$4.00 each
27L32/25L32	\$10.00 each

FAIRCHILD 4116 16K DYNAMIC RAMS 200ns. Part # 16K75

25 For \$25.00 or 100 For \$90.00 or 1000 For \$750.00

HEWLETT PACKARD MICROWAVE DIODES

1N5711	(5082-2800)	Schottky Barrier Diodes	\$1.00 or 10 for \$ 8.50
1N5712	(5082-2810)	" " "	\$1.50 or 10 for \$10.00
1N6263	(HSCH-1001)	" " "	\$.75 or 10 for \$ 5.00
5082-2835		" " "	\$1.50 or 10 for \$10.00
5082-2805	Quad Matched	" " "	per set \$5.00 or 10 for \$40.00

**Toll Free Number
 800-528-0180
 (For orders only)**

MHz electronics

PRICES SUBJECT TO CHANGE WITHOUT NOTICE

"MIXERS"

WATKINS JOHNSON WJ-M6 Double Balanced Mixer

LO and RF 0.2 to 300MHz	IF DC to 300MHz	\$21.00
Conversion Loss (SSB)	6.5dB Max. 1 to 50MHz	
	8.5dB Max. .2 to 300MHz	WITH DATA SHEET
Noise Figure (SSB)	same as above	
Conversion Compression	8.5dB Max. 50 to 300MHz	
	.3dB Typ.	

NEC (NIPPON ELECTRIC CO. LTD. NE57835/2SC2150 Microwave Transistor

NF Min F=2GHz	dB 2.4 Typ.	MAG F=2GHz	dB 12 Typ.	\$5.30
F=3GHz	dB 3.4 Typ.	F=3GHz	dB 9 Typ.	
F=4GHz	dB 4.3 Typ.	F=4GHz	dB 6.5 Typ.	

Ft Gain Bandwidth Product at Vce=8v, Ic=10ma. GHz 4 Min. 6 Typ.
 Vcbo 25v Vceo 11v Vebo 3v Ic 50ma. Pt. 250mw

UNELCO RF Power and Linear Amplifier Capacitors

These are the famous capacitors used by all the RF Power and Linear Amplifier manufacturers, and described in the RF Data Book.

5pf	10pf	18pf	30pf	43pf	100pf	200pf	1 to 10pcs.	\$1.00 ea
5.1pf	12pf	22pf	32pf	51pf	110pf	220pf	11 to 50pcs.	\$.90 ea
6.8pf	13pf	25pf	33pf	60pf	120pf	470pf	51 up	pcs. \$.80 ea
7pf	14pf	27pf	34pf	80pf	130pf	500pf		
8.2pf	15pf	27.5pf	40pf	82pf	140pf	1000pf		

NIPPON ELECTRIC COMPANY TUNNEL DIODES

		MODEL 1S2199	1S2200	\$7.50
Peak Pt. Current ma.	Ip	9min. 10Typ. 11max.	9min. 10Typ. 11max.	
Valley Pt. Current ma.	Iv	1.2Typ. 1.5max.	1.2Typ. 1.5max.	
Peak Pt. Voltage mv.	Vp	95Typ. 120max.	75Typ. 90max.	
Projected Peak Pt. Voltage mv.	Vpp Vf=Ip	480min. 550Typ. 630max.	440min. 520Typ. 600max.	
Series Res. Ohms	rS	2.5Typ. 4max.	2Typ. 3max.	
Terminal Cap. pf.	Ct	1.7Typ. 2max.	5Typ. 8max.	
Valley Pt. Voltage mv.	VV	370Typ.	350Typ.	

FAIRCHILD / DUMONT Oscilloscope Probes Model 4290B

Input Impedance 10 meg., Input Capacity 6.5 to 12pf., Division Ratio (Volts/Div Factor) 10:1, Cable Length 4Ft., Frequency Range Over 100MHz.

These Probes will work on all Tektronix, Hewlett Packard, and other Oscilloscopes.

PRICE \$45.00

MOTOROLA RF DATA BOOK

Lists all Motorola RF Transistors / RF Power Amplifiers, Varactor Diodes and much much more.

PRICE \$7.50

Toll Free Number
800-528-0180
(For orders only)

MHz electronics

PRICES SUBJECT TO CHANGE WITHOUT NOTICE

RF TRANSISTORS, MICROWAVE DIODES

PART	PRICE	PART	PRICE	PART	PRICE
1S2199	\$ 7.50	2N6083	\$ 13.25	CA2612 (TRW)	\$ 25.00
1S2200	7.50	2N6084	15.00	CA2674 (TRW)	25.00
2N1561	25.00	2N6094 /M9622	11.00	CA2881-1 (TRW)	25.00
2N1562	25.00	2N6095 /M9623	12.00	CA4101 (TRW)	25.00
2N2857	1.55	2N6096 /M9624	15.50	CA4201 (TRW)	25.00
2N2857JAN	2.55	2N6097	17.25	CA4600 (TRW)	25.00
2N2876	11.00	2N6136	21.85	CD1889	20.00
2N2947	18.35	2N6166	40.25	CD2545	20.00
2N2948	15.50	2N6201	50.00	CMD514AB	20.00
2N2949	3.90	2N6459	18.00	D4959	10.00
2N2950	4.60	2N6603	12.00	D4987M	20.00
2N3375	8.00	2N6680	80.00	D5147D	10.00
2N3553	1.57	2SC756A	7.50	D5506	10.00
2N3632	13.80	2SC781	2.80	D5827AM	20.00
2N3818	5.00	2SC1018	1.00	DMD6022	30.00
2N3866	1.30	2SC1042	12.00	DMS-2A-250	40.00
2N3924	3.35	2SC1070	2.50	HEP76	4.95
2N3927	17.75	2SC1239	2.50	HEPS3002	11.30
2N3950	25.00	2SC1251	12.00	HEPS3003	30.00
2N4072	1.80	2SC1306	2.90	HEPS3005	10.00
2N4127	21.00	2SC1307	5.50	HEPS3006	19.90
2N4427	1.30	2SC1760	1.50	HEPS3007	25.00
2N4428	1.85	2SC1970	2.50	HEPS3010	11.34
2N4957	3.45	2SC2166	5.50	HTEF2204 H.P.	112.00
2N4958	2.90	8B1087 (M.A.)	25.00	5082-0112 H.P.	14.20
2N4959	2.30	A50-12	20.00	5082-0253 H.P.	105.00
2N5090	13.90	A283B	5.00	5082-0320 H.P.	58.00
2N5108	4.00	ALD4200N (AVANTEK)	395.00	5082-0386 H.P.	POR
2N5109	1.70	AM123	97.35	5082-0401 H.P.	POR
2N5160	3.45	AM688	100.00	5082-0438 H.P.	POR
2N5177	21.62	BB105B	.52	5082-1028 H.P.	POR
2N5179	1.00	BD4/4JFBD4 (G.E.)	10.00	5082-2711 H.P.	23.15
2N5583	4.00	BFQ85	1.50	5082-3080 H.P.	2.00
2N5589	8.65	BFR90	1.30	5082-3188 H.P.	1.00
2N5590	10.35	BFR91	1.65	5082-6459 H.P.	POR
2N5591	13.80	BFW92	1.50	5082-8323 H.P.	POR
2N5635	10.95	BFX89	1.00	35826E H.P.	POR
2N5637	15.50	BFY90	1.00	35831E H.P.	29.99
2N5641	9.20	BGY54	25.00	35853E H.P.	71.50
2N5642	10.95	BGY55	25.00	35854E H.P.	75.00
2N5643	15.50	BGY74	25.00	HPA0241 H.P.	75.60
2N5645	13.80	BGY75	25.00	HXTR3101 H.P.	7.00
2N5646	20.70	BL161	10.00	HXTR3102 H.P.	8.75
2N5691	18.00	BLX67	11.00	HXTR6101/2N6617 H.P.	55.00
2N5764	27.00	BLY568CF	25.00	HXTR6104 H.P.	68.00
2N5836	5.45	BLY87	13.00	HXTR6105 H.P.	31.00
2N5842	8.00	BLY88	14.00	HXTR6106 H.P.	33.00
2N5849	20.00	BLY89	15.00	QSCH1995 H.P.	POR
2N5913	3.25	BLY90	20.00	JO2000 TRW	10.00
2N5922	10.00	BLY351	10.00	JO2001 TRW	25.00
2N5923	25.00	C4005	20.00	JO4045 TRW	25.00
2N5941	23.00	CA402 (TRW)	25.00	K3A	10.00
2N5942	40.00	CA405 (TRW)	25.00	MA450A	10.00
2N5944	9.20	CA612B (TRW)	25.00	MA41487	POR
2N5945	11.50	CA2100 (TRW)	25.00	MA41765	POR
2N5946	19.00	CA2113 (TRW)	25.00	MA43589	POR
2N6080	9.20	CA2200 (TRW)	25.00	MA43636	POR
2N6081	10.35	CA2213 (TRW)	25.00	MA47044	POR
2N6082	11.50	CA2418 (TRW)	25.00	MA47651	25.50

Toll Free Number
800-528-0180
(For orders only)

PRICES SUBJECT TO CHANGE WITHOUT NOTICE

MHz electronics

GaAs, TUNNEL DIODES, ETC.

PART	PRICE	PART	PRICE	PART	PRICE
MA47100	\$ 3.05	MRF503	\$ 6.00	PT4186B	\$ POR
MA47202	30.80	MRF504	7.00	PT4209	POR
MA47771	POR	MRF509	5.00	PT4209C	POR
MA47852	POR	MRF511	8.65	PT4566	POR
MA49558	POR	MRF605	20.00	PT4570	POR
MB4021	POR	MRF629	3.47	PT4571	POR
MBD101	1.00	MRF644	23.00	PT4571A	POR
MDO513	POR	MRF816	15.00	PT4577	POR
MHW1171	42.50	MRF823	20.00	PT4590	POR
MHW1182	48.60	MRF901	3.00	PT4612	POR
MHW4171	49.35	MRF8004	2.10	PT4628	POR
MHW4172	51.90	MS261F	POR	PT4640	POR
MHW4342	68.75	MT4150 Fair.	POR	PT4642	POR
MLP102	25.00	MT5126 Fair.	POR	PT5632	POR
MM1500	32.32	MT5481 Fair.	POR	PT5749	POR
MM1550	POR	MT5482 Fair.	POR	PT6612	POR
MM1552	50.00	MT5483 Fair.	POR	PT6626	POR
MM1553	50.00	MT5596 Fair.	POR	PT6709	POR
MM1614	10.00	MT5764 Fair.	POR	PT6720	POR
MM2608	5.00	MT8762 Fair.	POR	PT8510	POR
MM3375A	11.50	MV109	.77	PT8524	POR
MM4429	10.00	MV1401	8.75	PT8609	POR
MM8000	1.15	MV1624	1.42	PT8633	POR
MM8006	2.30	MV1805	15.00	PT8639	POR
MO277L	POR	MV1808	10.00	PT8659	POR
MO283L	POR	MV1817B	10.00	PT8679	POR
MO3757	POR	MV1863B	10.00	PT8708	POR
MP102	POR	MV1864A	10.00	PT8709	POR
MPN3202	10.00	MV1864B	10.00	PT8727	POR
MPN3401	.52	MV1864D	10.00	PT8731	POR
MPN3412	1.00	MV1868D	10.00	PT8742	POR
MPSU31	1.01	MV2101	.90	PT8787	POR
MRA2023-1.5 TRW	42.50	MV2111	.90	PT9790	41.70
MRF212/208	16.10	MV2115	1.55	PT31962	POR
MRF223	13.25	MV2201	.53	PT31963	POR
MRF224	15.50	MV2203	.53	PT31983	POR
MRF237	3.15	MV2209	2.00	PTX6680	POR
MRF238	12.65	MV2215	2.00	RAY-3	24.99
MRF243	25.00	MWA110	7.45	40081	POR
MRF245	34.50	MWA120	7.80	40281	POR
MRF247	34.50	MWA130	8.25	40282	POR
MRF304	43.45	MWA210	7.80	40290	POR
MRF315	23.00	MWA220	8.25	RF110	25.00
MRF420	20.00	MWA230	8.65	SCA3522	POR
MRF421	36.80	MWA310	8.25	SCA3523	POR
MRF422	41.40	MWA320	8.65	SD1065	POR
MRF427	16.10	MWA330	9.50	SS43	POR
MRF428	46.00	NEC57835	5.30	TP1014	POR
MRF450/A	13.80	ON382	5.00	TP1028	POR
MRF453/A	17.25	PPT515-20-3	POR	TRW-3	POR
MRF454/A	19.90	PRT8637	POR	UTO504 Avantek	70.00
MRF455/A	16.00	PSCQ2-160	POR	UTO511 Avantek	75.00
MRF458	19.90	PT3190	POR	V15	4.00
MRF463	25.00	PT3194	POR	V33B	4.00
MRF472	1.00	PT3195	POR	V100B	4.00
MRF475	2.90	PT3537	POR	VAB801EC	25.00
MRF477	11.50	PT4166E	POR	VAB804EC	25.00
MRF502	1.04	PT4176D	POR	VAS21AN20	25.00


Toll Free Number
800-528-0180
(For orders only)

MHz electronics

PRICES SUBJECT TO CHANGE WITHOUT NOTICE

COAXIAL RELAY SWITCHES SPDT

Electronic Specialty Co./Raven Electronics FSN 5985-556-9683 \$49.00
 Part # 25N28 Part # SU-01
 26Vdc Type N Connector, DC to 1 GHz.



Amphenol
 Part # 316-10102-8
 115Vac Type BNC DC to 3 GHz.




FXR
 Part # 300-11182
 120Vac Type BNC DC to 4 GHz.
 FSN 5985-543-1225

FXR
 Part # 300-11173
 120Vac Type BNC Same
 FSN 5985-543-1850

\$29.99

\$39.99

\$39.99



BNC To Banana Plug Coax Cable RG-58 36 inch or BNC to N Coax Cable RG-58 36 inch.

\$7.99 or 2 For \$13.99 or 10 For \$50.00

\$8.99 or 2 For \$15.99 or 10 For \$60.00



SOLID STATE RELAYS

P&B Model ECT1DB72 5vdc turn on
 PRICE EACH \$5.00

Digisig, Inc. Model ECS-215 5vdc turn on
 PRICE EACH \$7.50

Grigsby/Barton Model GB7400 5vdc turn on
 PRICE EACH \$7.50

120vac contact at 7amps or 20amps on a
 10"x 10"x .124 aluminum. Heatsink with
 silicon grease.

240vac contact 14amps or 40amps on a
 10"x 10"x .124 aluminum. Heatsink with
 silicon grease.

240vac contact at 15amps or 40amps on a
 10"x 10"x .124 aluminum. Heatsink with
 silicon grease.

NOTE: *** Items may be substituted with other brands or equivalent model numbers. ***

MHz electronics

Toll Free Number
 800-528-0180
 (For orders only)

PRICES SUBJECT TO CHANGE WITHOUT NOTICE

RECALL PHONE MEMORY TELEPHONE WITH 24 NUMBER AUTO DIALER

The Recall Phone Telephone employs the latest state of art communications technology. It is a combination telephone and automatic dialer that uses premium-quality, solid-state circuitry to assure high-reliability performance in personal or business applications. \$49.99




ARON ALPHA RAPID BONDING GLUE

Super Glue #CE-486 high strength rapid bonding adhesive. Alpha Cyanoacrylate. Set-Time 20 to 40 sec., 0.7fl.oz. (20gm.) \$2.00



TOUCH TONE PAD


This pad contains all the electronics to produce standard touch-tone tones. New with data.



\$9.99 or 10/\$89.99

MITSUMI UHF/VHF VARACTOR TUNER MODEL UVE1A

Perfect for those unscrambler projects. New with data.



\$19.99 or 10/\$149.99

INTEGRATED CIRCUIT.

		1 to 10	11up
MC1372P	Color TV Video Modulator Circuit.	\$ 4.42	\$2.95
MC1358P	IF Amp., Limiter, FM Detector, Audio Driver, Electronic Attenuator.	5.00	4.00
MC1350P	IF Amplifier	1.50	1.25
MC1330A1P	Low Level Video Detector	1.50	1.15
MC1310P	FM Stereo Demodulator	4.29	3.30
MC1496P	Balanced Modulator/Demodulator	1.50	1.25
LM565N	Phase Locked Loop	2.50	2.00
LM380N14	2Watt Audio Power Amplifier	1.56	1.25
LM1889N	TV Video Modulator	5.00	4.00
NE564N	Phase Locked Loop	10.00	8.00
NE561N	Phase Locked Loop	10.00	8.00

FERRANTI ELECTRONICS AM RADIO RECEIVER MODEL ZN414 INTEGRATED CIRCUIT.

Features:

1.2 to 1.6 volt operating range., Less than 0.5ma current consumption. 150KHz to 3MHz Frequency range., Easy to assemble, no alignment necessary. Effective and variable AGC action., Will drive an earphone direct. Excellent audio quality., Typical power gain of 72dB., T0-18 package. With data. \$2.99 or 10 For \$24.99

NI CAD RECHARGEABLE BATTERIES

AA Battery Pack of 6 These are Factory New. \$5.00

SUB C Pack of 10 2.5Amp/Hr. \$10.00

Gates Rechargeable Battery Packs

12vdc at 2.5Amp/Hr. \$11.99

12vdc at 5Amp/Hr. \$15.99



MHz electronics



Toll Free Number
800-528-0180
(For orders only)

PRICES SUBJECT TO CHANGE WITHOUT NOTICE

"SOCKETS AND CHIMNEYS"

EIMAC TUBE SOCKETS AND CHIMNEYS

		\$POR
SK110	Socket	
SK300A	Socket For 4CX5000A,R,J, 4CX10,000D, 4CX15,000A,J	\$520.00
SK400	Socket For 4-125A,250A,400A,400C,4PR125A,400A,4-500A,5-500A	260.00
SK406	Chimney For 4-250A,400A,400C,4PR400A	74.00
SK416	Chimney For 3-400Z	36.00
SK500	Socket For 4-1000A/4PR1000A/B	390.00
SK600	Socket For 4CX250B,BC,FG,R,4CX350A,F,FJ	51.00
SK602	Socket For 4CX250B,BC,FG,R,4CX350A,F,FJ	73.00
SK606	Chimney For 4CX250B,BC,FG,R,4CX350A,F,FJ	11.00
SK607	Socket For 4CX600J,JA	60.00
SK610	Socket For 4CX600J,JA	60.00
SK620	Socket For 4CX600J,JA	66.00
SK626	Chimney For 4CX600J,JA	10.00
SK630	Socket For 4CX600J,JA	66.00
SK636B	Chimney For 4CX600J,JA	34.00
SK640	Socket For 4CX600J,JA	36.00
SK646	Chimney For 4CX600J,JA	71.00
SK700	Socket For 4CX300A,Y,4CX125C,F	225.00
SK711A	Socket For 4CX300A,Y,4CX125C,F	225.00
SK740	Socket For 4CX300A,Y,4CX125C,F	86.00
SK770	Socket For 4CX300A,Y,4CX125C,F	86.00
SK800A	Socket For 4CX1000A,4CX1500B	225.00
SK806	Chimney For 4CX1000A,4CX1500B	40.00
SK810	Socket For 4CX1000A,4CX1500B	225.00
SK900	Socket For 4X500A	300.00
SK906	Chimney For 4X500A	57.00
SK1420	Socket For 5CX3000A	650.00
SK1490	Socket For 4CV8000A	585.00

JOHNSON TUBE SOCKETS AND CHIMNEYS

124-111/SK606	Chimney For 4CX250B,BC,FG,R, 4CX350A,F,FJ	\$ 10.00
122-0275-001	Socket For 3-500Z, 4-125A, 250A, 400A, 4-500A, 5-500A	(pair)15.00
124-0113-00	Capacitor Ring	15.00
124-116/SK630A	Socket For 4CX250B,BC,FG,R, /4CX350A,F,FJ	55.00
124-115-2/SK620A	Socket For 4CX250B,BC,FG,R, /4CX350A,F,FJ	55.00
	813 Tube Socket	20.00

CHIP CAPACITORS

.8pf	10pf	100pf*	430pf
1pf	12pf	110pf	470pf
1.1pf	15pf	120pf	510pf
1.4pf	18pf	130pf	560pf
1.5pf	20pf	150pf	620pf
1.8pf	22pf	160pf	680pf
2.2pf	24pf	180pf	820pf
2.7pf	27pf	200pf	1000pf/.001uf*
3.3pf	33pf	220pf*	1800pf/.0018uf
3.6pf	39pf	240pf	2700pf/.0027uf
3.9pf	47pf	270pf	10,000pf/.01uf
4.7pf	51pf	300pf	12,000pf/.012uf
5.6pf	56pf	330pf	15,000pf/.015uf
6.8pf	68pf	360pf	18,000pf/.018uf
8.2pf	82pf	390pf	

PRICES: 1 to 10 - .99¢ 101 to 1000 .60¢ * IS A SPECIAL PRICE: 10 for \$7.50
 11 to 50 - .90¢ 1001 & UP .35¢ 100 for \$65.00
 51 to 100 - .80¢ 1000 for \$350.00

TUBE CAPS (Plate)

HR1, 4	\$11.00
HR2,3, 6 & 7	13.00
HR5, 8	14.00
HR9	17.00
HR10	20.00

WATKINS JOHNSON WJ-V907: Voltage Controlled Microwave Oscillator \$110.00

Frequency range 3.6 to 4.2GHz, Power output, Min. 10dBm typical, 8dBm Guaranteed.
 Spurious output suppression Harmonic (nf₀), min. 20dB typical, In-Band Non-Harmonic, min. 60dB typical, Residual FM, pk to pk, Max. 5KHz, pushing factor, Max. 8KHz/V, Pulling figure (1.5:1 VSWR), Max. 60MHz, Tuning voltage range +1 to +15volts, Tuning current, Max. -0.1mA, modulation sensitivity range, Max. 120 to 30MHz/V, Input capacitance, Max. 100pf, Oscillator Bias +15 +/-0.05 volts @ 55mA, Max.

Toll Free Number
800-528-0180
(For orders only)

MHz electronics

PRICES SUBJECT TO CHANGE WITHOUT NOTICE

TUBES

<u>TYPE</u>	<u>PRICE</u>	<u>TYPE</u>	<u>PRICE</u>	<u>TYPE</u>	<u>PRICE</u>
2E26	\$ 5.69	KT88	\$ 20.00	6562/6974A	\$ 50.00
2K28	100.00	DX362	50.00	6832	22.00
2X1000A	300.00	DX415	50.00	6883/8032A/8552	7.00
3B22	19.75	572B/T160L	49.00	6897	110.00
3B28/866A	7.50	592/3-200A3	144.00	6907A	75.00
3-500Z	102.00	807	7.50	6939	15.00
3-1000Z	400.00	811	10.00	7094	125.00
3CX1000A/8283	428.00	811A	15.00	7117	17.00
3CX1500A7/887	533.00	812A	35.00	7211	60.00
3X2500A3	200.00	813	50.00	7289/3CX100A5	34.00
3CX3000A7	490.00	829B	38.00	7360	11.00
4-65A/8165	45.00	832A	28.00	7377	67.00
4-125A/4D21	58.00	4624	310.00	7408	4.00
4-250A/5D22	75.00	4662	80.00	7650	250.00
4-400A/8432	90.00	4665	585.00	7695	8.00
4-400C/6775	95.00	5675/A	25.00	7843	58.00
4-1000A/8166	300.00	5721	200.00	7854	83.00
4B32	22.00	5768	85.00	7868	5.00
4E27A/5-125B	155.00	5836	100.00	7894	12.00
4CS250R	146.00	5837	100.00	8072	65.00
4X150A/7034	30.00	5861/EC55	110.00	8117A	130.00
4X150D/7035	40.00	5876A	25.00	8121	60.00
4X150G/8172	100.00	5881/6L6W	6.00	8122	100.00
4X250B	30.00	5893	45.00	8236	30.00
4CX250B/7203	45.00	5894/A	50.00	8295/PL172	506.00
4CX250F/G/8621	55.00	5894/B	60.00	8462	100.00
4CX250K/8245	100.00	5946	258.00	8505A	73.50
4CX250R/7580W	69.00	6080	10.00	8533W	92.00
4CX300A/8167	140.00	6083/AX9909	89.00	8560/A	65.00
4CX350A/8321	83.00	6098/6AK6	14.00	8560AS	90.00
4CX350F/J/8904	95.00	6115/A	110.00	8608	34.00
4X500A	282.00	6146	7.00	8637	38.00
4CX600J/8809	607.00	6146A	7.50	8643	100.00
4CW800F	625.00	6146B/8298A	8.50	8647	123.00
4CX1000A/8168	340.00	6146W	14.00	8737/5894B	60.00
4CX1500B/8660	397.00	6156	66.00	8873	260.00
4CX5000A/8170	932.00	6159	15.00	8874	260.00
4CX10000D/8171	990.00	6161	233.00	8875	260.00
4CX15000A/8281	1260.00	6291	125.00	8877	533.00
4PR60A	100.00	6293	12.00	8908	12.00
4PR60B/8252	175.00	6360	5.00	8930/651Z	71.00
4PR400A/8188	192.00	6524	53.00	8950	12.00
5CX1500A	569.00	6550	10.00		
6BK4C	6.00	6JM6	6.00	6LQ6 (Sylvania)	7.50
6DQ5	5.00	6JN6	6.00	6LU8	6.00
6FW5	6.00	6JS6B	6.00	6LX6	6.00
6GE5	6.00	6KG6/EL505	6.00	6ME6	6.00
6GJ5	6.00	6KM6	6.00	12BY7A	4.00
6HS5	6.00	6KN6	6.00	12JB6A	6.00
6JB5/6HE5	6.00	6LF6	6.00	6KD6	6.00
6JB6A	6.00	6LQ6 (GE)	6.00	6JT6A	6.00
				6KD6	6.00

NOTICE ALL PRICES ARE SUBJECT TO CHANGE WITHOUT NOTICE !!!
TUBES MAY EITHER BE NEW OR SURPLUS CONDITION !!!

Toll Free Number
800-528-0180
(For orders only)

MHz electronics

PRICES SUBJECT TO CHANGE WITHOUT NOTICE

"TVRO BOARD LIST"

70 MHZ IF BOARD: This circuit provides about 43dB gain with 50 ohm input and output impedance. It is designed to drive the Demodulator. The on-board bypass filter can be tuned to bandwidths between 20 and 35 MHz with a passband ripple of less than 1/4 dB. Hybrid IC's are used for the gain stages.

SINGLE AUDIO BOARD: This circuit recovers the audio signals from the 6.8 MHz frequency. The Miller 9051 coils are tuned to pass the 6.8MHz subcarrier and the 9052 coil tunes for recovery of the audio.

DUAL AUDIO BOARD: Duplicate of the single audio but also covers the 6.2 range.

DC CONTROL BOARD: No description.

DUAL AUDIO BOARD

	PRICE EACH
Printed Circuit Board	\$ 25.00
2 3pf sm	1.00
2 12pf sm	1.00
2 50pf sm	1.00
2 68pf sm	1.00
4 91pf sm	1.00
5 .001mfd	.35
6 .01mfd	.35
2 .047mfd	.35
1 .47mfd 25vdc	.35
2 1mfd 10vdc	.59
4 4.7mfd 35vdc	.59
1 470mfd 25vdc	1.29
2 220K 1/4w	.15
2 150K 1/4w	.15
2 6.8K 1/4w	.15
2 3.3K 1/4w	.15
2 2.2K 1/4w	.15
4 1K 1/4w	.15
2 10 ohm 1/4w	.15
2 50K pots	1.00
1 5K pot	1.00
2 CA3065	2.16
1 LM380	1.56
1 7812 Voltage Reg.	1.17
5 2N2222	.50
4 Miller 9051	5.99
2 Miller 9052	5.99
TOTAL KIT PRICE	97.62

DC CONTROL BOARD

Printed Circuit Board	15.00
2 470mfd 25vdc	1.29
2 4.7mfd 25vdc	.59
1 1meg 1/4w	.15

3 10K 1/4w	.15	4 100K 1/4w	.15
1 3.3K 1/4w	.15	1 51 ohm 1/4w	.15
3 2.2K 1/4w	.15	1 27K 1/4w	.15
1 1K 1/4w	.15	5 10K 1/4w	.15
2 5K 10 turn trimpot	1.00	1 8.2K 1/4w	.15
4 10K 10 turn trimpot	1.00	2 4.7K 1/4w	.15
1 10K 10 turn with dial	10.00	1 2.2K 1/4w	.15
1 7815 Voltage Reg.	1.17	1 1.2K 1/4w	.15
1 LM324	2.50	3 1K 1/4w	.15
1 5 pole rotary switch	2.50	3 560 ohm 1/4w	.15
1 SPDT switch	1.00	1 470 ohm 1/4w	.15
1 DPDT switch	1.00	1 390 ohm 1/4w	.15
1 0-1ma meter	5.00	1 300 ohm 1/4w	.15
1 18 to 24vdc at 1 amp power supply	24.99	1 270 ohm 1/4w	.15
TOTAL KIT PRICE	74.27	1 150 ohm 1/4w	.15
		1 41 ohm 1/4w	.15
		1 10K pot	1.00
		1 NE592/LM733N	2.50
		1 NE564	5.00
		1 MWA120 (Motorola)	7.80
		1 7812 Voltage Reg.	1.17
		1 7815 Voltage Reg.	1.17
		3 2N2222	.50
		2 1N34/38	.50
		1 HP5082-2800	2.20
		1 5 to 7 volt Zenner	1.00
		TOTAL KIT PRICE	92.25

DEMODULATOR BOARD

	PRICE EACH
Printed Circuit Board	\$ 40.00
1 1mfd 35vdc	.59
13 .01mfd 50vdc disc	.35
1 470mfd 25vdc	1.29
2 100mfd 16vdc	.69
2 22mfd 35vdc	.59
3 4.7mfd 35vdc	.59
1 4300pf sm	2.00
1 330pf sm	1.00
1 100pf sm	1.00
1 91pf sm	1.00
2 3pf sm	1.00
1 2 to 8pf ceramic trimmer	1.00
1 100uh choke	1.50
1 4.7uh choke	1.50
1 2.7uh choke	1.50

TOTAL KIT PRICE 92.25

COMPLETE KIT WITH DUAL AUDIO \$923.23
COMPLETE KIT WITH SINGLE AUDIO 880.77

LESS 10% ON ALL COMPLETE KIT ORDERS

BOARDS AND PARTS MAY BE PURCHASED SEPARATELY AT THE PRICES LISTED ABOVE.

ALL PRICES ARE SUBJECT TO CHANGE WITHOUT NOTICE!!

TVRO BOARD DESCRIPTION AND PARTS LIST

DUAL CONVERSION BOARD: This board provides conversion from the 3.7-4.2 band first to 900 MHz where gain and bandpass filtering are provided and, second, to 70 MHz. The board contains both local oscillators, one fixed and the other variable, and the second mixer. Construction is greatly simplified by the use of Hybrid IC amplifiers for the gain stages.

DEMODULATOR BOARD: This circuit takes the 70 MHz center frequency satellite TV signal in the 10 to 200 millivolt range, detects them using a phase lock loop, de-emphasizes and filters the result to produce standard NTSC video. Other outputs include the audio subcarrier, a DC voltage proportional to the strength of the 70 MHz signal, and AFC voltage centered at about 2 volts DC.

DUAL CONVERSION BOARD

	PRICE EACH
Printed Circuit Board	\$ 25.00
6 47pf chip caps	1.00
2 4.7mfd 35vdc	.59
2 .01mfd 50vdc disc cap	.35
4 1.5 to 8pf piston trimmer cap	5.99
2 470 ohm 1/4w	.15
2 MWA320 (Motorola)	8.65
1 7815 Voltage Reg.	1.17
1 VT08090	150.00
1 VT08240	156.25
2 1N4005	.39
1 DBM500/1100 (Varil)	125.00
1 MLP102 (Engleman)	25.00
8 SMA Male Connector	5.00
TOTAL KIT PRICE	572.64

70 MHZ IF BOARD

Printed Circuit Board	25.00
-----------------------	-------

3 MWA120	7.80	1 .047mfd	.35
7 .01mfd 50vdc	.35	1 .47mfd	.35
2 4.7mfd 35vdc	.59	1 1mfd 10vdc	.59
1 10pf sm	1.00	3 4.7mfd 35vdc	.59
5 22pf sm	1.00	1 470mfd 25vdc	1.29
1 18pf sm	1.00	1 220K 1/4w	.15
1 33pf sm	1.00	1 150K 1/4w	.15
2 330 ohm 1/4w	.15	1 6.8K 1/4w	.15
5 J.W. Miller 4500-4	4.99	1 3.3K 1/4w	.15
1 7815 Voltage Reg.	1.17	1 2.2K 1/4w	.15
TOTAL KIT PRICE	86.45	3 1K 1/4w	.15
		1 10 ohm 1/4w	.15
		1 50K pot	1.00
		1 5K pot	1.00
		1 CA3065/MC1358P	2.16
		1 LM380	1.56
		1 7812 Voltage Reg.	1.17
		3 2N2222	.50
		2 Miller 9051	5.99
		1 Miller 9052	5.99
		TOTAL KIT PRICE	55.16

SINGLE AUDIO BOARD

	PRICE EACH
Printed Circuit Board	\$ 15.00
1 3pf sm	1.00
1 12pf sm	1.00
1 50pf sm	1.00
1 68pf sm	1.00
2 91pf sm	1.00
3 .001mfd	.35
3 .01mfd	.35

Toll Free Number

800-528-0180

(For orders only) PRICES SUBJECT TO CHANGE WITHOUT NOTICE

MHz electronics

"CHIPS"

FAIRCHILD VHF AND UHF PRESCALER CHIPS

Part Number	Description	PRICE
95H90DC	350MC Prescaler divide by 10/11	\$ 8.50
95H91DC	350MC Prescaler divide by 5/6	8.50
11C90DC	650MC Prescaler divide by 10/11	15.50
11C91DC	650MC Prescaler divide by 5/6	15.50
11C06DC	UHF Prescaler 750MC D Type Flip Flop	12.30
11C05DC	1GHz Counter Divide by 4 (Regular price \$75.00)	50.00
11C01FC	High Speed Dual 5/4 Input NO/NOR Gate	15.40
82S90	Presetable High Speed Decade/Binary Counter used with the 11C90/91 or the 95H90/91 Prescaler can divide by 100. (Signetics)	5.00
11C24DC	This chip is the same as a Motorola MC4024/4324 Dual TTL Voltage Control Multivibrator.	3.37
11C44DC	This chip is the same as a Motorola MC4044/4344 Phase Frequency Detector.	3.37

GENERAL ELECTRIC CO. GUNN DIODE MODEL Y-2167

Freq. Gap (GHz) 12 to 18, Output (Min.) 100mW, Duty (%) CW, Typ. Bias (Vdc) 8.0, Type. Oper. (MAdc) 550, Max. Thres. (MAdc) 1000, Max. Bias (Vdc) 10.0. **\$39.99**

VARIAN GALLIUM ARSENIDE GUNN DIODES MODEL VSX-9201S5

Freq. Coverage 8 to 12.4GHz, Output (Min.) 100mW, Bias Voltage (Max.) 14vdc, Bias current (MAdc) Operating 550 Typ. 750 Max., Threshold 850 Typ. 1000 Max. **\$39.99**

VARI-L Co. Inc. MODEL SS-43 AM MODULATOR

Freq. Range 60 to 150MC, Insertion Loss 13dB Nominal, Signal Port Imp. 50ohms Nominal, Signal Port RF Power + 10dBm Max., Modulation Port BW DC to 1KHZ, Modulation Port Bias 1ma. Nominal. **\$24.99**

AVANTEK CASCADABLE

Model	UTO-504	UTO-511
Frequency Range	5 to 500 MHz	5 to 500 MHz
Gain	6dB	15dB
Noise Figure	11dB	2.3dB to 3dB
Power Output	+ 17dB	- 2dB to - 3dB
Gain Flatness	1dB	1dB
Input Power Vdc	+ 24	+ 15
mA	100	10
PRICE	\$70.00	PRICE \$75.00

HEWLETT PACKARD

MIXERS MODELS	10514A	10514B
Frequency Range	2MHz to 500MC	2MHz to 500MC
Input/Output Frequency L & R	200KHz to 500MC	200KHz to 500MC
	X DC to 500MC	DC to 500MC
Mixer Conversion Loss (A)	7dB	7dB
(B)	9dB	9dB
Noise Performance (SSB) (A)	7dB	7dB
(B)	9dB	9dB
PRICE	\$49.99	PRICE \$39.99

FREQUENCY SOURCES, INC MODEL MS-74X

MICROWAVE SIGNAL SOURCE

MS-74X: Mechanically Tunable Frequency Range (MHz) 10630 to 11230 (10.63 to 11.23GHz) Minimum Output Power (mW) 10, Overall Multiplier Ratio 108, Internal Crystal Oscillator Frequency Range (MHz) 98.4 to 104.0, Maximum Input Current (mA) 400

The signal source are designed for applications where high stability and low noise are of prime concern. These sources utilize fundamental transistor oscillators with high Q coaxial cavities, followed by broadband stable step recovery diode multipliers. This design allows single screw mechanical adjustment of frequency over standard communications bands. Broadband sampling circuits are used to phase lock the oscillator to a high stability reference which may be either an internal self-contained crystal oscillator, external primary standard or VHF synthesizer. This unique technique allows for optimization of both FM noise and long term stability. List Price is \$1158.00 (THESE ARE NEW) **Our Price—\$289.**

HEWLETT PACKARD 1N5712 MICROWAVE DIODE

This diode will replace the MBD101, 1N5711, 5082-2800, 5082-2835 ect. This will work like a champ in all those Down Converter projects. **\$1.50 or 10/\$10.00**

MOTOROLA MHW1172R LOW DISTORTION

WIDEBAND AMPLIFIER MODULE.
Frequency Range: 40 to 300 MHz., Power Gain at 50MHz 16.6min. to 17.4max., Gain Flatness ± 0.1 Typ. ± 0.2 Max. dB., DC Supply Voltage - 28vdc, RF Voltage Input + 70dBmV **PRICE \$29.99**

GENERAL ELECTRIC AA NICADS

Model #41B905HD11-G1
Pack of 6 for \$5.00 or 60 Cells, 10 Packs for \$45.00
These may be broken down to individual cells

ORDERING INSTRUCTIONS

DEFECTIVE MATERIAL: All claims for defective material must be made within sixty (60) days after receipt of parcel. All claims must include the defective material (for testing purposes), our invoice number, and the date of purchase. All returns must be packed properly or it will void all warranties.

DELIVERY: Orders are normally shipped within 48 hours after receipt of customer's order. If a part has to be backordered the customer is notified. Our normal shipping methods is via First Class Mail or UPS depending on size and weight of the package. On test equipment it is by Air only, FOB shipping point.

FOREIGN ORDERS: All foreign orders must be prepaid with cashier's check or money order made out in U.S. Funds. We are sorry but C.O.D. is not available to foreign countries and Letters of Credit are not an acceptable form of payment either. Further information is available on request.

HOURS: Monday thru Saturday: 8:30 a.m. to 5:00 p.m.

INSURANCE: Please include 25¢ for each additional \$100.00 over \$100.00, United Parcel only.

ORDER FORMS: New order forms are included with each order for your convenience. Additional forms are available on request.

POSTAGE: Minimum shipping and handling in the US, Canada, and Mexico is \$2.50 all other countries is \$5.00. On foreign orders include 20% shipping and handling.

PREPAID ORDERS: Order must be accompanied by a check.

PRICES: Prices are subject to change without notice.

RESTOCK CHARGE: If parts are returned to MHZ Electronics due to customer error, customer will be held responsible for all extra fees, will be charged a 15% restocking fee, with the remainder in credit only. All returns must have approval.

SALES TAX: Arizona must add 5% sales tax, unless a signed Arizona resale tax card is currently on file with MHZ Electronics. All orders placed by persons outside of Arizona, but delivered to persons in Arizona are subject to the 5% sales tax.

SHORTAGE OR DAMAGE: All claims for shortages or damages must be made within 5 days after receipt of parcel. Claims must include our invoice number and the date of purchase. Customers which do not notify us within this time period will be held responsible for the entire order as we will consider the order complete.

OUR 800 NUMBER IS STRICTLY FOR ORDERS ONLY
NO INFORMATION WILL BE GIVEN 1 800 528 0180.

TERMS: DOMESTIC: Prepaid, C.O.D. or Credit Card

FOREIGN: Prepaid only, U.S. Funds—money order or cashier's check only.

C.O.D.: Acceptable by telephone or mail. Payment from customer will be by cash, money order or cashier's check. We are sorry but we cannot accept personal checks for C.O.D.'s

CONFIRMING ORDERS: We would prefer that confirming orders not be sent after a telephone order has been placed. If company policy necessitates a confirming order, please mark "CONFIRMING" boldly on the order. If problems or duplicate shipments occur due to an order which is not properly marked, customers will be held responsible for any charges incurred, plus a 15% restock charge on returned parts.

CREDIT CARDS: WE ACCEPT MASTERCARD VISA AND AMERICAN EXPRESS.

DATA SHEETS: When we have data sheets in stock on devices we do supply them with the order.

MHZ electronics



(602) 242-3037
(602) 242-8916
2111 W. CAMELBACK ROAD
PHOENIX, ARIZONA 85015

✓ 48

Toll Free Number
800-528-0180
(For orders only)

NEW LOW-NOISE PREAMPS

New low-noise microwave transistors make preamps in the 0.9 to 1.0 dB noise figure range possible without the fragility and power supply problems of gas-fet's. Units furnished wired and tuned to ham band. Can be easily retuned to nearby freq.



Models LNA(), P30, and P432 shown

Model	Tunable Freq Range	Noise Figure	Gain	Price
LNA 28	20-40	0.9 dB	20 dB	\$39.95
LNA 50	40-70	0.9 dB	20 dB	\$39.95
LNA 144	120-180	1.0 dB	18 dB	\$39.95
LNA 220	180-250	1.0 dB	17 dB	\$39.95
LNA 432	380-470	1.0 dB	18 dB	\$44.95


ECONOMY PREAMPS

Our traditional preamps, proven in years of service. Over 20,000 in use throughout the world. Tuneable over narrow range. Specify exact freq. band needed. Gain 16-20 dB. NF = 2 dB or less. VHF units available 27 to 300 MHz. UHF units available 300 to 650 MHz.

- P30K, VHF Kit less case \$14.95
- P30C, VHF Kit with case \$20.95
- P30W, VHF Wired/Tested \$29.95
- P432K, UHF Kit less case \$18.95
- P432C, UHF Kit with case \$24.95
- P432W, UHF Wired/Tested \$33.95

P432 also available in broadband version to cover 20-650 MHz without tuning. Same price as P432; add "B" to model #.

HELICAL RESONATOR PREAMPS



Our lab has developed a new line of low-noise receiver preamps with helical resonator filters built in. The combination of a low noise amplifier similar to the LNA series and the sharp selectivity of a 3 or 4 section helical resonator provides increased sensitivity while reducing intermod and cross-band interference in critical applications. See selectivity curves at right. Noise figure = 1 to 1.2 dB. Gain = 12 to 15 dB.

Model	Tuning Range	Price
HRA-144	143-150 MHz	\$49.95
HRA-220	213-233 MHz	\$49.95
HRA-432	420-450 MHz	\$59.95

RECEIVING CONVERTERS



Models to cover every practical rf & if range to listen to SSB, FM, ATV, etc. NF = 2 dB or less.

	Antenna Input Range	Receiver Output
VHF MODELS	28-32	144-148
Kit \$44.95	50-52	28-30
Less Case \$39.95	50-54	144-148
Wired \$59.95	144-146	28-30
	145-147	28-30
	144-144.4	27-27.4
	146-148	28-30
	144-148	50-54
	220-222	28-30
	220-224	144-148
	222-226	144-148
	220-224	50-54
	222-224	28-30
UHF MODELS	432-434	28-30
Kit \$54.95	435-437	28-30
Less Case \$49.95	432-436	144-148
Wired \$74.95	432-436	50-54
	439.25	61.25

SCANNER CONVERTERS Copy 72-76, 135-144, 240-270, 400-420, or 806-894 MHz bands on any scanner. Wired/tested Only \$79.95.

SPECIAL FREQUENCY CONVERTERS made to custom order \$119.95. Call for details.

SAVE A BUNDLE ON VHF FM TRANSCEIVERS!

FM-5 PC Board Kit - **ONLY \$159.95** complete with controls, heatsink, etc. 10 Watts, 5 Channels, for 6M, 2M, or 220



Cabinet Kit, complete with speaker, knobs, connectors, hardware. Only \$59.95

While supply lasts, get \$59.95 cabinet kit free when you buy an FM-5 Transceiver kit. Where else can you get a complete transceiver for only \$159.95?

REPEAT OF A SELLOUT!

TRANSMIT CONVERTERS

For SSB, CW, ATV, FM, etc. Why pay big bucks for a multi mode rig for each band? Can be linked with receive converters for transceiver. 2 watts output.

	Exciter Input Range	Antenna Output
For VHF, Model XV2	28-30	144-146
Kit \$79.95	28-29	145-146
Wired \$119.95	28-30	50-52
(Specify band)	27-27.4	144-144.4
	28-30	220-222
	50-54	220-224
	144-146	50-52
	50-54	144-148
	144-146	28-30

For UHF, Model XV4	28-30	432-434
Kit \$99.95	28-30	435-437
Wired \$149.95	50-54	432-436
	61.25	439.25
	144-148	432-436*

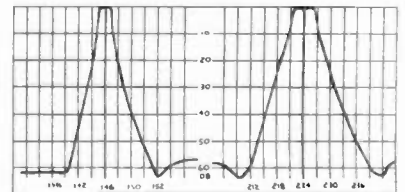
*Add \$35 for 2M input

FREE OFFER

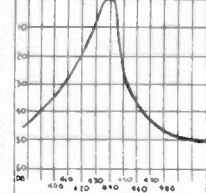
For limited time, buy a transmit converter above with 40-45W PA (\$129.95) and get \$39.95 cabinet FREE.



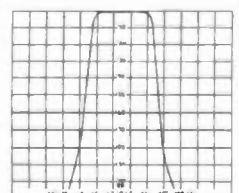
LOOK AT THESE ATTRACTIVE CURVES!



R144 & R220 Front Ends, HRA 144/220, & HRF-144/220

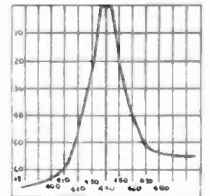


R451 Receiver Front End



Rcvr I-F Selectivity

Typical Selectivity Curves of Receivers and Helical Resonators.



HRA-432, HRF-432

- Call or Write for **FREE CATALOG** (Send \$1.00 or 4 IRC's for overseas mailing)
- Order by phone or mail • Add \$2 S & H per order (Electronic answering service evenings & weekends)
- Use VISA, MASTERCARD, Check, or UPS COD.

hamtronics, inc.

65-W MOUL RD. • HILTON NY 14468
Phone: 716-392-9430

Hamtronics® is a registered trademark ✓ 33

**AT LAST —
A REPEATER
YOU CAN AFFORD!**

For years, Hamtronics® Modules have been used by individual hams and manufacturers to make repeaters. Now, in the Hamtronics tradition of top quality and superb value, we are proud to offer a complete repeater package.



JUST LOOK AT THESE PRICES!

Band	Kit	Wired/Tested
6M, 2M, 220	\$595	\$745
440	\$645	\$795

Both kit and wired units are complete with all parts, modules, hardware, and crystals.

CALL OR WRITE FOR COMPLETE DETAILS.


Also available for remote site linking/crossband & 10M.

FEATURES:

- SENSITIVITY SECOND TO NONE; TYPICALLY 0.15 uV ON VHF, 0.2 uV ON UHF.
- SELECTIVITY THAT CAN'T BE BEAT! BOTH 8 POLE CRYSTAL FILTER & CERAMIC FILTER FOR GREATER THAN 100 dB AT ± 12KHZ. HELICAL RESONATOR FRONT ENDS. SEE R144, R220, AND R451 SPECS IN RECEIVER AD BELOW.
- OTHER GREAT RECEIVER FEATURES: FLUTTER-PROOF SQUELCH, AFC TO COMPENSATE FOR OFF-FREQ TRANSMITTERS, SEPARATE LOCAL SPEAKER AMPLIFIER & CONTROL.
- CLEAN, EASY-TUNE TRANSMITTER; UP TO 20 WATTS OUT.


**HIGH QUALITY MODULES FOR
REPEATERS, LINKS, TELEMETRY, ETC.**

**INTRODUCING —
NEW 1983 RECEIVERS**




R144 Shown

- **R144/R220 FM RCVRS** for 2M or 220 MHz. 0.15uV sens.; 8 pole xtal filter & ceramic filter in i-f, helical resonator front end for exceptional selectivity (curves at left). AFC incl., xtal oven avail. Kit only \$119.95
- **R451 FM RCVR** Same but for uhf. Tuned line front end, 0.2 uV sens. Kit only \$119.95.
- **R76 FM RCVR** for 10M, 6M, 2M, 220, or commercial bands. As above, but w/o AFC or hel. res. Kits only \$109.95. Also avail w/4 pole filter, only \$94.95/ kit.
- **R110 VHF AM RECEIVER** kit for VHF aircraft band or ham bands. Only \$84.95.
- **R110 UHF AM RECEIVER** for UHF uses, including special 296 MHz model to hear SPACE SHUTTLE. Kit \$94.95.




- **HELICAL RESONATOR FILTERS** available separately on pcb w/connectors.
HRF-144 for 143-150 MHz \$34.95
HRF-220 for 213-233 MHz \$34.95
HRF-432 for 420-450 MHz \$44.95

(See selectivity curves at left.)




- **COR KITS** With audio mixer and speaker amplifier. Only \$29.95.
- **CWID KITS** 158 bits, field programmable, clean audio. Only \$59.95.



- **A16 RF TIGHT BOX** Deep drawn alum. case with tight cover and no seams. 7 x 8 x 2 inches. Only \$18.00.

**TRANSMITTERS AND
ACCESSORIES**

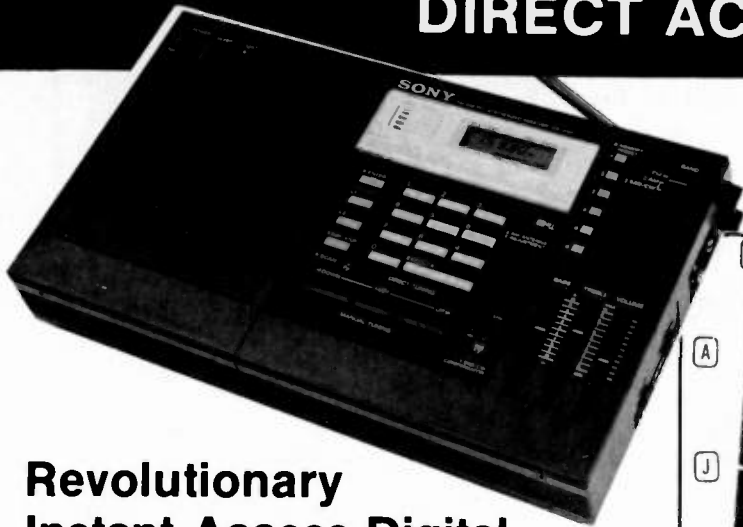


- **T51 VHF FM EXCITER** for 10M, 6M, 2M, 220 MHz or adjacent bands. 2 Watts continuous. Kits only \$59.95



- **T451 UHF FM EXCITER** 2 to 3 Watts on 450 ham band or adjacent. Kits only \$69.95.
- **VHF & UHF LINEAR AMPLIFIERS.** Use on either FM or SSB. Power levels from 10 to 45 Watts to go with exciters & xmtg converters. Kits from \$69.95.

INTRODUCING SONY'S NEW DIGITAL DIRECT ACCESS RECEIVER!



only **\$199⁹⁵** plus \$5.00 shipping
(NOW IN STOCK)

Revolutionary Instant Access Digital Shortwave Scanner

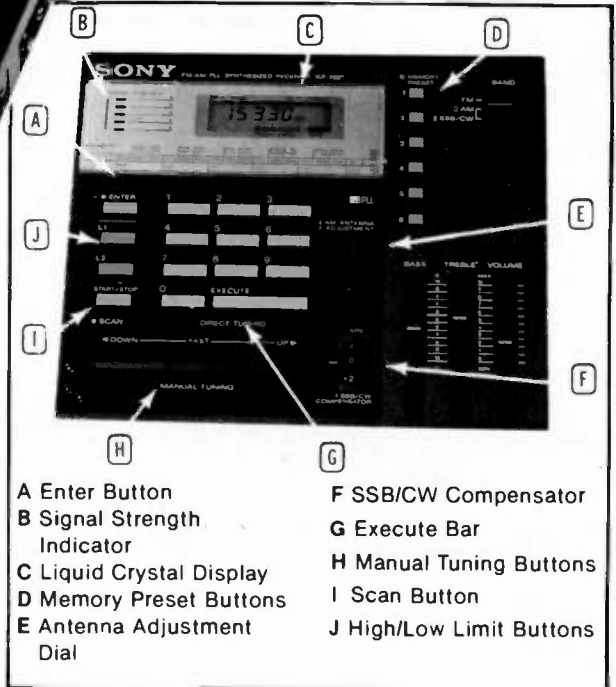
- Continuous Scanning of LW, MW, SW, & FM Bands
- Instant Fingertip Tuning—No More Knobs!
- 6 Memories for Any Mode (AM,SSB/CW, & FM)
- Dual PLL Frequency Synthesized—No Drift!

A WHOLE NEW BREED OF RADIO IS HERE NOW! No other short wave receiver combines so many advanced features for both operating convenience and high performance as does the new Sony ICF-2001. Once you have operated this exciting new radio, you'll be spoiled forever! Direct access tuning eliminates conventional tuning knobs and dials with a convenient digital keyboard and Liquid Crystal Display (LCD) for accurate frequency readout to within 1 KHz. Instant fingertip tuning, up to 8 memory presets, and continuous scanning features make the ICF-2001 the ultimate in convenience.

Compare the following features against any receiver currently available and you will have to agree that the Sony ICF 2001 is the best value in shortwave receivers today:

DUAL PLL SYNTHESIZER CIRCUITRY covers entire 150 KHz to 29.999 MHz band. PLL₁ circuit has 100 KHz step while PLL₂ handles 1 KHz step, both of which are controlled by separate quartz crystal oscillators for precise, no-drift tuning. **DUAL CONVERSION SUPERHETERODYNE** circuitry assures superior AM reception and high image rejection characteristics. The 10.7 MHz IF of the FM band is utilized as the 2nd IF of the AM band. A new type of crystal filter made especially for this purpose realizes clearer reception than commonly used ceramic filters. **ALL FET FRONT END** for high sensitivity and interference rejection. Intermodulation, cross modulation, and spurious interference are effectively rejected. **FET RF AMP** contributes to superior image rejection, high sensitivity, and good signal to noise ratio. Both strong and weak stations are received with minimal distortion.

EXTENDED SPECTRUM CONTINUOUS TUNING



- A Enter Button
- B Signal Strength Indicator
- C Liquid Crystal Display
- D Memory Preset Buttons
- E Antenna Adjustment Dial
- F SSB/CW Compensator
- G Execute Bar
- H Manual Tuning Buttons
- I Scan Button
- J High/Low Limit Buttons

OPERATIONAL FEATURES

INSTANT FINGERTIP TUNING with the calculator-type key board enables the operator to have instant access to any frequency in the LW, MW, SW, and FM bands. And the LCD digital frequency display confirms the exact, drift-free signal being received. **AUTOMATIC SCANNING** of the above bands. Continuous scanning of any desired portion of the band is achieved by setting the "L₁" and "L₂" keys to define the range to be scanned. The scanner can stop automatically on strong signals, or it can be done manually. **MANUAL SEARCH** is similar to the manual scan mode and is useful for quick signal searching. The "UP" and "DOWN" keys let the tuner search for you. The "FAST" key increases the search rate for faster signal detection. **MEMORY PRESETS.** Six memory keys hold desired stations for instant one-key tuning in any mode (AM, SSB/CW, and FM), and also, the "L₁" and "L₂" keys can give you two more memory slots when not used for scanning. **OTHER FEATURES:** Local, normal, DX sensitivity selector for AM; SSB/CW compensator; 90 min. sleep timer; AM Ant. Adjust.

SPECIFICATIONS

CIRCUIT SYSTEM: Fm Superheterodyne; AM Dual conversion superheterodyne. **SIGNAL CIRCUITRY:** 4 IC's, 11 FET's, 23 Transistors, 16 Diodes. **AUXILIARY CIRCUITRY:** 5 IC's, 1 LSI, 5 LED's, 25 Transistors, 9 Diodes. **FREQUENCY RANGE:** FM 76-108 MHz; AM 150-29,999 KHz. **INTERMEDIATE FREQUENCY:** FM 10.7 MHz.; AM 1st 66.35 MHz., 2nd 10.7 MHz. **ANTENNAS:** FM telescopic, ext. ant. terminal; AM telescopic, built-in ferrite bar, ext. ant. terminal. **POWER:** 4.5 VDC/120 VAC **DIMENSIONS:** 12 1/4 (W) X 2 1/4 (H) X 6 3/4 (D). **WEIGHT:** 3 lb. 15 oz. (1.8 kg)



SPECTRONICS, INC.
1009 GARFIELD ST. OAK PARK, IL. 60304

PHONE
(312) 848-6777



ramsey

the first name in Counters!



9 DIGITS 600 MHz \$129⁹⁵ WIRED

PRICES:
 CT-90 wired, 1 year warranty \$129.95
 CT-90 Kit, 90 day parts warranty 109.95
 AC-1 AC adapter 3.95
 BP-1 Nicad pack + AC Adapter/Charger 12.95
 OV-1 Micro-power Oven time base 49.95
 External time base input 14.95

The CT-90 is the most versatile, feature packed counter available for less than \$300.00! Advanced design features include: three selectable gate times, nine digits, gate indicator and a unique display hold function which holds the displayed count after the input signal is removed! Also, a 10mHz TCXO time base is used which enables easy zero beat calibration checks against WWV. Optionally, an internal nicad battery pack, external time base input and Micro-power high stability crystal oven time base are available. The CT-90, performance you can count on!

SPECIFICATIONS:

Range: 20 Hz to 600 MHz
 Sensitivity: Less than 10 MV to 150 MHz
 Less than 50 MV to 500 MHz
 Resolution: 0.1 Hz (10 MHz range)
 1.0 Hz (60 MHz range)
 10.0 Hz (600 MHz range)
 Display: 9 digits 0.4" LED
 Time base: Standard-10,000 mHz, 1.0 ppm 20-40°C
 Optional Micro-power oven-0.1 ppm 20-40°C
 Power: 8-15 VAC @ 250 ma

7 DIGITS 525 MHz \$99⁹⁵ WIRED



SPECIFICATIONS:

Range: 20 Hz to 525 MHz
 Sensitivity: Less than 50 MV to 150 MHz
 Less than 150 MV to 500 MHz
 Resolution: 1.0 Hz (5 MHz range)
 10.0 Hz (50 MHz range)
 100.0 Hz (500 MHz range)
 Display: 7 digits 0.4" LED
 Time base: 1.0 ppm TCXO 20-40°C
 Power: 12 VAC @ 250 ma

The CT-70 breaks the price barrier on lab quality frequency counters. Deluxe features such as: three frequency ranges - each with pre-amplification, dual selectable gate times, and gate activity indication make measurements a snap. The wide frequency range enables you to accurately measure signals from audio thru UHF with 1.0 ppm accuracy - that's .0001%! The CT-70 is the answer to all your measurement needs, in the field, lab or ham shack.

PRICES:

CT-70 wired, 1 year warranty \$99.95
 CT-70 Kit, 90 day parts warranty 84.95
 AC-1 AC adapter 3.95
 BP-1 Nicad pack + AC adapter/charger 12.95

7 DIGITS 500 MHz \$79⁹⁵ WIRED



PRICES:

MINI-100 wired, 1 year warranty \$79.95
 AC-Z Ac adapter for MINI-100 3.95
 BP-Z Nicad pack and AC adapter/charger 12.95

Here's a handy, general purpose counter that provides most counter functions at an unbelievable price. The MINI-100 doesn't have the full frequency range or input impedance qualities found in higher price units, but for basic RF signal measurements, it can't be beat! Accurate measurements can be made from 1 MHz all the way up to 500 MHz with excellent sensitivity throughout the range, and the two gate times let you select the resolution desired. Add the nicad pack option and the MINI-100 makes an ideal addition to your tool box for "in-the-field" frequency checks and repairs.

SPECIFICATIONS:

Range: 1 MHz to 500 MHz
 Sensitivity: Less than 25 MV
 Resolution: 100 Hz (slow gate)
 1.0 KHz (fast gate)
 Display: 7 digits, 0.4" LED
 Time base: 2.0 ppm 20-40°C
 Power: 5 VDC @ 200 ma

8 DIGITS 600 MHz \$159⁹⁵ WIRED



SPECIFICATIONS:

Range: 20 Hz to 600 MHz
 Sensitivity: Less than 25 mv to 150 MHz
 Less than 150 mv to 600 MHz
 Resolution: 1.0 Hz (60 MHz range)
 10.0 Hz (600 MHz range)
 Display: 8 digits 0.4" LED
 Time base: 2.0 ppm 20-40°C
 Power: 110 VAC or 12 VDC

The CT-50 is a versatile lab bench counter that will measure up to 600 MHz with 8 digit precision. And, one of its best features is the Receive Frequency Adapter, which turns the CT-50 into a digital readout for any receiver. The adapter is easily programmed for any receiver and a simple connection to the receiver's VFO is all that is required for use. Adding the receiver adapter in no way limits the operation of the CT-50, the adapter can be conveniently switched on or off. The CT-50, a counter that can work double-duty!

PRICES:

CT-50 wired, 1 year warranty \$159.95
 CT-50 Kit, 90 day parts warranty 119.95
 RA-1, receiver adapter kit 14.95
 RA-1 wired and pre-programmed (send copy of receiver schematic) 29.95

DIGITAL MULTIMETER \$99⁹⁵ WIRED



PRICES:

DM-700 wired, 1 year warranty \$99.95
 DM-700 Kit, 90 day parts warranty 79.95
 AC-1, AC adaptor 3.95
 BP-3, Nicad pack + AC adapter/charger 19.95
 MP-1, Probe kit 2.95

The DM-700 offers professional quality performance at a hobbyist price. Features include: 26 different ranges and 5 functions, all arranged in a convenient, easy to use format. Measurements are displayed on a large 3 1/2 digit, 1/2 inch LED readout with automatic decimal placement, automatic polarity, overrange indication and overload protection up to 1250 volts on all ranges, making it virtually goof-proof. The DM-700 looks great, a handsome, jet black, rugged ABS case with convenient retractable tilt bail makes it an ideal addition to any shop.

SPECIFICATIONS:

DC/AC volts: 100uV to 1 KV, 5 ranges
 DC/AC current: 0.1uA to 2.0 Amps, 5 ranges
 Resistance: 0.1 ohms to 20 Megohms, 6 ranges
 Input impedance: 10 Megohms, DC/AC volts
 Accuracy: 0.1% basic DC volts
 Power: 4 'C' cells

AUDIO SCALER

ACCESSORIES

COUNTER PREAMP

For high resolution audio measurements, multiplex UP in frequency.
 • Great for PL tones
 • Multiplies by 10 or 100
 • 0.01 Hz resolution!
 \$29.95 Kit \$39.95 Wired

Telescopic whip antenna - BNC plug \$ 7.95
 High impedance probe, light loading 15.95
 Low pass probe, for audio measurements 15.95
 Direct probe, general purpose usage 12.95
 Tilt bail, for CT 70, 90, MINI-100 3.95
 Color burst calibration unit, calibrates counter against color TV signal 14.95

For measuring extremely weak signals from 10 to 1,000 MHz. Small size, powered by plug transformer-included.
 • Flat 25 db gain
 • BNC Connectors
 • Great for sniffing RF with pick-up loop
 \$34.95 Kit \$44.95 Wired

ramsey electronic's, inc.



PHONE ORDERS
 CALL 716-586-3950

TERMS Satisfaction guaranteed - examine for 10 days, if not pleased, return in original form for refund. Add 5% for shipping insurance to a maximum of \$10. Overseas add 15%. COD add \$2. Orders under \$10 add \$1.50. NY residents add 7% tax.

2575 Baird Rd. Penfield, NY 14526

DEALER DIRECTORY

Culver City CA

Jun's Electronics, 3919 Sepulveda Blvd., Culver City CA 90230, 390-8003. Trades 463-1886 San Diego. 827-5732 (Reno NV).

Fontana CA

Complete lines ICOM, DenTron, Ten-Tec, Mirage, Cubic, Lunar, over 4000 electronic products for hobbyist, technician, experimenter. Also CB radio, landmobile. Fontana Electronics, 8628 Sierra Ave., Fontana CA 92335, 822-7710.

New Castle DE

Factory Authorized Dealer! Yaesu, ICOM, Ten-Tec, KDK, Azden, AEA, Kantronics, Santee. Full Line of Accessories. No Sales Tax in Delaware. One mile off I-95. Delaware Amateur Supply, 71 Meadow Road, New Castle DE 19720, 328-7128.

San Jose CA

Bay area's newest Amateur Radio store. New & used Amateur Radio sales & service. We feature Kenwood, ICOM, Azden, Yaesu, Ten-Tec, Santee & many more. Shaver Radio, Inc., 1378 So. Bascom Ave., San Jose CA 95128, 998-1103.

Smyrna GA

For your Kenwood, Yaesu, ICOM, Drake and other amateur needs, come to see us. Britt's Two-Way Radio, 2506 N. Atlanta Rd., Smyrna GA 30080, 432-8006.

Preston ID

Ross WB7RYZ has the Largest Stock of Amateur Gear in the Intermountain West and the Best Prices. Call me for all your ham needs. Ross Distributing, 78 So. State, Preston ID 83263, 852-0830.

Bloomington, IL

ROHN TOWERS—Large stock plus all UNAHCO ROHN items available for fast drop shipments. Wholesale prices to all users. Also wholesale distributor for Antenna Specialists, Regency, and Wilson. Hill Road 2503 G.E. Road Box 1405, Bloomington, IL 61701 663-2141

Terre Haute IN

Your ham headquarters located in the heart of the Midwest. Hoosier Electronics, Inc., #9 Meadows Center, P.O. Box 3300, Terre Haute IN 476003, 238-1456.

Littleton MA

The Reliable Ham Store Serving N.E. Full line of ICOM & Kenwood, Yaesu HTs, Drake, Daiwa, B&W accessories. Curtis & Trac keyers. Larsen, Hustler, Telex/Hy-Gain products. Mirage amps., Astron P.S., Alpha Delta protectors, ARRL & Kantronics instruction aids. Whistler radar detectors. Full line of coax fittings. TEL-COM Electronic Communications 675 Great Rd. (Rt. 119), Littleton MA 01460, 617-486-3400/3040.

Ann Arbor MI

See us for products like Ten-Tec, R. L. Drake, DenTron and many more. Open Monday through Saturday, 0830 to 1730. WB8VGR, WB8UXO, WD8OKN and W8RP behind the counter. Purchase Radio Supply, 327 E. Hoover Ave., Ann Arbor MI 48104, 668-8696.

Hudson NH

New England's Distributor and Authorized Service Center for all Major Amateur Lines. Tufts Radio Electronics, Inc., 61 Lowell Road, Hudson NH 03051, 883-5005.

Somerset NJ

New Jersey's only factory-authorized ICOM and Yaesu distributor. Large inventory of new and used specials. Most major brands in stock. Complete service and facilities. Radios Unlimited, 1760 Easton Avenue, P.O. Box 347, Somerset NJ 08873, 469-4599.

Buffalo NY WESTERN NEW YORK

Niagara Frontier's only full stocking Amateur dealer. Also Shortwave, CB, Scanners, Marine, Commercial. Operating displays featuring Kenwood and others. Towers, Antennas, Sales and Service. DX Communications, 3214 Transit Road, West Seneca NY, 668-8873.

Amsterdam NY UPSTATE NEW YORK

Kenwood, ICOM, Drake, plus many other lines. Amateur Dealer for over 35 years. Adirondack Radio Supply, Inc., 185 West Main Street, Amsterdam NY 12010, 842-8350.

Syracuse-Rome-Utica NY

Featuring: Kenwood, Yaesu, ICOM, Drake, Ten-Tec, Swan, DenTron, Alpha, Robot, MFJ, Tempo, Astron, KLM, Hy-Gain, Mosley, Larsen, Cushcraft, Hustler, Mini Products. You won't be disappointed with equipment/service. Radio World, Oneida County Airport-Terminal Building, Oriskany NY 13424, 736-0184.

Columbus OH

The biggest and best Ham Store in the midwest featuring quality Kenwood products with working displays. We sell only the best. Authorized Kenwood Service. Universal Amateur Radio Inc., 1290 Aida Dr., Reynoldsburg (Columbus) OH 43068, 866-4267.

Philadelphia PA/ Camden NJ

Waveguide & Coaxial Microwave Components & Equipment. Laboratory Grade Test Instruments, Power Supplies. Buy, Sell & Trade all popular makes—HP, GR, FXR, ESI, Sorenson, Singer, etc. Electronic Research Labs, 1423 Ferry Ave., Camden NJ 08104, 541-4200.

Scranton PA

ICOM, BIRD, Cushcraft, Beckman, Fluke, Larsen, Hustler, Antenna Specialists, Astron, Avanti, Belden, W2AU/W2VS, CDE, AEA, Vibroplex, Ham-Key, CES, Amphelol, Sony, Fanon/Couiner, B&W, Ameco, Shure, LaRue Electronics, 1112 Grandview St., Scranton PA 18509, 343-2124.

San Antonio TX

Amateur, Commercial 2-way. Selling Antenna Specialists, Avanti, Azden, Bird, Hy-Gain, Standard, Vibroplex, Midland, Henry, Cushcraft, Dielectric, Hustler, ICOM, MFJ, Nye, Shure, Cubic, Tempo, Ten-Tec and others. Appliance & Equipment Co., Inc. 2317 Vance Jackson Road, San Antonio TX 78213, 734-7793.

DEALERS

Your company name and message can contain up to 25 words for as little as \$150 yearly (prepaid), or \$15 per month (prepaid quarterly). No mention of mail-order business or area code permitted. Directory text and payment must reach us 60 days in advance of publication. For example, advertising for the April '83 issue must be in our hands by Feb. 1st. Mail to 73 Magazine, Peterborough NH 03458. ATTN: Nancy Ciampa.

DEALER DIRECTORY

PROPAGATION

J. H. Nelson
4 Plymouth Dr.
Whiting NJ 08759

EASTERN UNITED STATES TO:

	GMT:	00	02	04	06	08	10	12	14	16	18	20	22
ALASKA	14A	7A	7	7	3A	3A	3A	7B	14	14	21A	21A	
ARGENTINA	21	14	7B	7B	7B	7	14B	21A	21A	21A	21A	21A	
AUSTRALIA	21A	14	7B	7B	7B	7B	7B	14B	14	14	21	21A	
CANAL ZONE	14A	7A	7	7	7	7	14	21A	21A	21A	21A	21A	
ENGLAND	7	7	7	3A	7	7	14A	21A	21A	21	14	7	
HAWAII	21A	14	7B	7	7	7	14B	21A	21A	21A	21A	21A	
INDIA	7B	7B	7B	7B	7B	7B	14	21	14	7B	7B	7B	
JAPAN	21A	14	7B	7B	7B	7	7	7B	7B	14	14A		
MEXICO	21	7A	7	7	7	7	7	14A	21A	21A	21A	21A	
PHILIPPINES	14A	14B	7B	7B	7B	7B	7B	7B	7B	7B	7B	7B	14
PUERTO RICO	14A	7	7	7	7	7	14	21	21A	21A	21A	21	
SOUTH AFRICA	14	7	7	7	7B	14	21	21A	21A	21A	21	21	
U. S. S. R.	7	7	3A	3A	7	7B	14	21A	21	14B	7B	7	
WEST COAST	21A	14	7	7	7	3A	14	21A	21A	21A	21A	21A	

CENTRAL UNITED STATES TO:

	GMT:	00	02	04	06	08	10	12	14	16	18	20	22
ALASKA	21	14	7	7	3A	3A	3A	7	7	14	21A	21A	
ARGENTINA	21A	14	7B	7B	7B	7	14	21A	21A	21A	21A	21A	
AUSTRALIA	21A	14	7B	7B	7B	7B	7B	14	14	21	21A		
CANAL ZONE	21	14	7	7	7	7	7A	21	21A	21A	21A	21A	
ENGLAND	7	7	7	3A	7	7	7	14A	21A	21	14	7	
HAWAII	21A	14	7B	7	7	7	7	14	21A	21A	21A	21A	
INDIA	7B	14	7B	7B	7B	7B	7B	14B	14	7B	7B	7B	
JAPAN	21A	14	7B	7B	7B	7	7	7	7B	7B	14	21	
MEXICO	21	14	7	7	7	7	7	14	21	21A	21A	21A	
PHILIPPINES	21A	14	7B	7B	7B	7B	7B	7B	7B	7B	7B	7B	14
PUERTO RICO	14A	7A	7	7	7	7	14	21	21A	21A	21A	21	
SOUTH AFRICA	14	7	7	7	7B	14	21	21A	21A	21A	21	21	
U. S. S. R.	7B	7	3A	3A	7	7B	7B	14A	21	14B	7B	7B	

WESTERN UNITED STATES TO:

	GMT:	00	02	04	06	08	10	12	14	16	18	20	22
ALASKA	21	14A	7A	7	3A	3A	3A	7	7	14	21A	21A	
ARGENTINA	21A	14A	7B	7B	7B	7	7B	14A	21A	21A	21A	21A	
AUSTRALIA	21A	14A	14	14B	7B	7B	7B	14	14	21	21A		
CANAL ZONE	21	14	7	7	7	7	7	14A	21A	21A	21A	21A	
ENGLAND	7B	7B	7	3A	7	7B	7B	14B	21A	21	14	7B	
HAWAII	21A	14A	7A	7	7	7	7	14	21A	21A	21A	21A	
INDIA	7B	14A	14	7B	7B	7B	7B	7B	14B	7B	7B	7B	
JAPAN	21A	14	7B	7B	7B	7	7	7	7B	14	21A		
MEXICO	21	14A	7	7	7	7	7	14B	21A	21A	21A	21A	
PHILIPPINES	21A	14A	14	7B	7B	7B	7B	7	7	7B	7B	14A	
PUERTO RICO	14A	14	7	7	7	7	7	14	21A	21A	21A	21	
SOUTH AFRICA	14	7B	7	7B	7B	7B	7B	14	21A	21A	21	21	
U. S. S. R.	7B	7B	3A	3A	7	7B	7B	14A	21	14B	7B	7B	
EAST COAST	21A	14	7	7	7	7	3A	14	21A	21A	21A	21A	

A = Next higher frequency may also be useful.

B = Difficult circuit this period.

First letter = night waves. Second = day waves.

G = Good, F = Fair, P = Poor. * = Chance of solar flares.

= Chance of aurora.

NOTE THAT NIGHT WAVE LETTER NOW COMES FIRST.

FEBRUARY						
SUN	MON	TUE	WED	THU	FRI	SAT
		1 F/F	2 F/G	3 F/G	4 G/G	5 G/G
6 F/G	7 F/F	8 G/G	9 G/G	10 G/G	11 G/G	12 G/G
13 G/G	14 G/G	15 F/F*	16 P/P*	17 P/P	18 F/F	19 F/G
20 F/G	21 F/G	22 G/G	23 G/G	24 G/G	25 F/G	26 F/G
27 F/F	28 G/G					



MEET THE NEW YAESU FT-102



The FT-102 is factory equipped for operation on all present and proposed Amateur HF bands. An extra AUX band position is available for special applications. Equipped for SSB, CW, and AM (RX), the FT-102 may be activated on FM and AM (TX) via the optional AM/FM-102 Module.

The all-new receiver front end utilizes a low-distortion RF preamplifier that may be bypassed via a front panel switch when not needed. Maximum receiver performance is yours with this impressive lineup of standard features: IF Notch Filter, Audio Peak Filter, Variable IF Bandwidth Control, IF Shift, Variable Pulse Width Noise Blanker, Independent SSB and CW Audio Channels with Optimized Audio Bandwidth, and Front Panel Audio Tone Control. Wide/Narrow filter selection is independent of the Mode switch.

The celebrated transmitter section is powered by three 6146B final tubes, for more consistent power output and very low distortion. An RF Speech Processor, Mic Amp Audio Tone Control, VOX, and an IF Monitor round out the transmitter lineup.

Futuristic panel design and careful human engineering are the hallmarks of the FT-102. Convenient pop-out controls below the meters may be retracted when not in use, thus avoiding inadvertent mistuning. Abundant relay contacts, rear panel phono jacks for PTT, microphone/patch input, and other essential interface connections make the FT-102 extremely simple to incorporate into your station.

SPECIFICATIONS

TRANSMITTER

Power Input: (1.8-25 MHz) (28-29.9 MHz)		
SSB, CW	240W DC	160W DC
AM	80W DC	80W DC
FM		160W DC

RECEIVER

Image Rejection:
Better than 70dB from 1.8-21.5 MHz
Better than 50dB from 24.5-29.9 MHz

IF rejection:
Better than 70 dB

Selectivity (-6 dB/ -60 dB):
SSB, CW, AM; 2.7/4.8 kHz (with no optional filters)
Width adjusts continuously from 2.7 kHz to 500 Hz (-6 dB)

Spurious Radiation: Better than -40 dB



SP-102
The SP-102 External Speaker/Audio Filter features a large, high-fidelity speaker with selectable low- and high-cut audio filters. The front panel A-B switch allows selection of two receiver inputs for maximum versatility. Also available is the SP-102P Speaker/Patch.

See your Authorized Yaesu Dealer today for a hands-on demonstration of the rig that everybody's talking about. It's the FT-102, The Transceiver of Champions!

FV-102DM
The FV-102DM Synthesized External VFO tunes in 10 Hz steps. Keyboard entry of frequencies, UP/DOWN scanning, and 12 memories make the FV-102DM a "must" for serious DX or contest work.

FC-102
The FC-102 Antenna Coupler is capable of handling 1.2KW of transmitter power, with an in-line wattmeter, separate SWR meter, and A-B input/output selection expanding your station's capability. The optional FAS-1-4R allows remote selection of up to four antennas via one coaxial cable connected to the FC-102.

Price And Specifications Subject To Change Without Notice or Obligation

1082



ELECTRONICS CORP. 6851 Walthall Way, Paramount, CA 90723 • (213) 633-4007
Eastern Service Ctr., 9812 Princeton-Glendale Rd., Cincinnati, OH 45246 • (513) 874-3100

Scan the World.

NEW



SSB, CW, AM, FM, digital VFO's, 10 memories, memory and band scan, dual 24-hour clocks...

R-2000

The R-2000 is an all mode SSB, CW, AM, FM receiver that covers 150 kHz–30 MHz in 30 bands. New microprocessor controlled operating features and an UP conversion PLL circuit provide maximum flexibility and ease of operation to enhance the excitement of listening to stations around the world. Key features include digital VFO's, ten memories that store frequency, band, and mode information, memory scan, programmable band scan, fluorescent tube digital display, and dual 24-hour clock with timer.

R-2000 FEATURES:

- **Covers 150 kHz–30 MHz in 30 bands.** Uses innovative UP-conversion digitally controlled PLL circuit. UP/DOWN band switches (1-MHz step). VFO's continuously tuneable across 150 kHz–30 MHz.
- **All mode: USB, LSB, CW, AM, FM.** Provides expanded flexibility in receiving various signal types. Front panel mode selector keys, with LED indicators.
- **Digital VFO's for best stability.** 50-Hz step, switchable to 500-Hz or 5-kHz, using front panel pushbutton switches. F. LOCK switch provided.
- **Ten memories store frequency, band, and mode data.** Complete information on frequency, band, and mode is stored in memory, assuring maximum ease of operation. Each memory may be tuned as a VFO. Original memory frequency may be recalled. AUTO. M switch for automatic storage of current operating data, or, when off, selective storage of data using M. IN switch.
- **Lithium battery memory back-up.** (Est. 5 yr. life.)
- **Memory scan.** Scans all memories, or may be programmed to scan specific memories. HOLD switch interrupts scanning. Frequency, band, and mode are automatically selected in accordance with the memory channel being scanned. The scanning time is approximately 2 seconds per channel.
- **Programmable band scan.** Scans automatically within the programmed bandwidth. Memory channels 9 and 0 establish upper and lower scan limits. HOLD switch interrupts scanning. Frequency may be adjusted, using the tuning control, during scan HOLD.
- **Fluorescent tube digital display (100-Hz resolution).** Built-in 7 digit fluorescent tube digital display indicates frequency or time, plus memory channel number. DIM switch provided. The display may be switched to indicate CLOCK-2, FREQUENCY, CLOCK-1, and timer ON or OFF by the front panel FUNCTION switch.
- **Dual 24-hour quartz clocks, with timer.** Permits programming two different time zones. Timer for ON and OFF programming. Timer REMOTE output on rear panel (not for AC power).
- **Three built-in IF filters with NARROW/WIDE selector switch.** (CW filter optional.) 6 kHz wide or 2.7 kHz narrow on AM. 2.7 kHz automatic on SSB. 2.7 kHz wide on CW, or, with optional YG-455C filter installed, 500 Hz narrow. 15 kHz automatic on FM.
- **Squelch circuit, all mode, built-in, with BUSY indicator.**
- **Noise blanker built-in.** Eliminates pulse-type noise on SSB, CW, and AM.
- **Large front mounted speaker.**
- **Tone control.**
- **RF step attenuator.** (0-10-20-30 dB.) Four step attenuator, plus antenna fuse.
- **AGC switch.** (Slow-Fast.)
- **"S" meter, with SINPO "S" scale.**
- **High and low impedance antenna terminals.** A high impedance (500 ohm) terminal, and a low impedance (50 ohm) co-axial connector are provided.
- **100/120/220/240 VAC, or 13.8 VDC operation.** (Optional DCK-1 cable kit required for 13.8 VDC.)
- **Other features.**
 - RECORD output jack.
 - Audible "beeper" (through speaker).
 - Carrying handle.
 - Headphone jack.
 - External speaker jack.
- **Optional accessories:**
 - HS-4, HS-5, HS-6 headphones.
 - DCK-1 DC cable kit.
 - YG-455C 500-Hz CW filter.
 - HC-10 World digital quartz clock.

More information on the R-2000 is available from all authorized dealers of Trio-Kenwood Communications 1111 West Walnut Street Compton, California 90220.

KENWOOD

...pacesetter in amateur radio