

Special
IBM Issue

BYTE

THE SMALL SYSTEMS JOURNAL

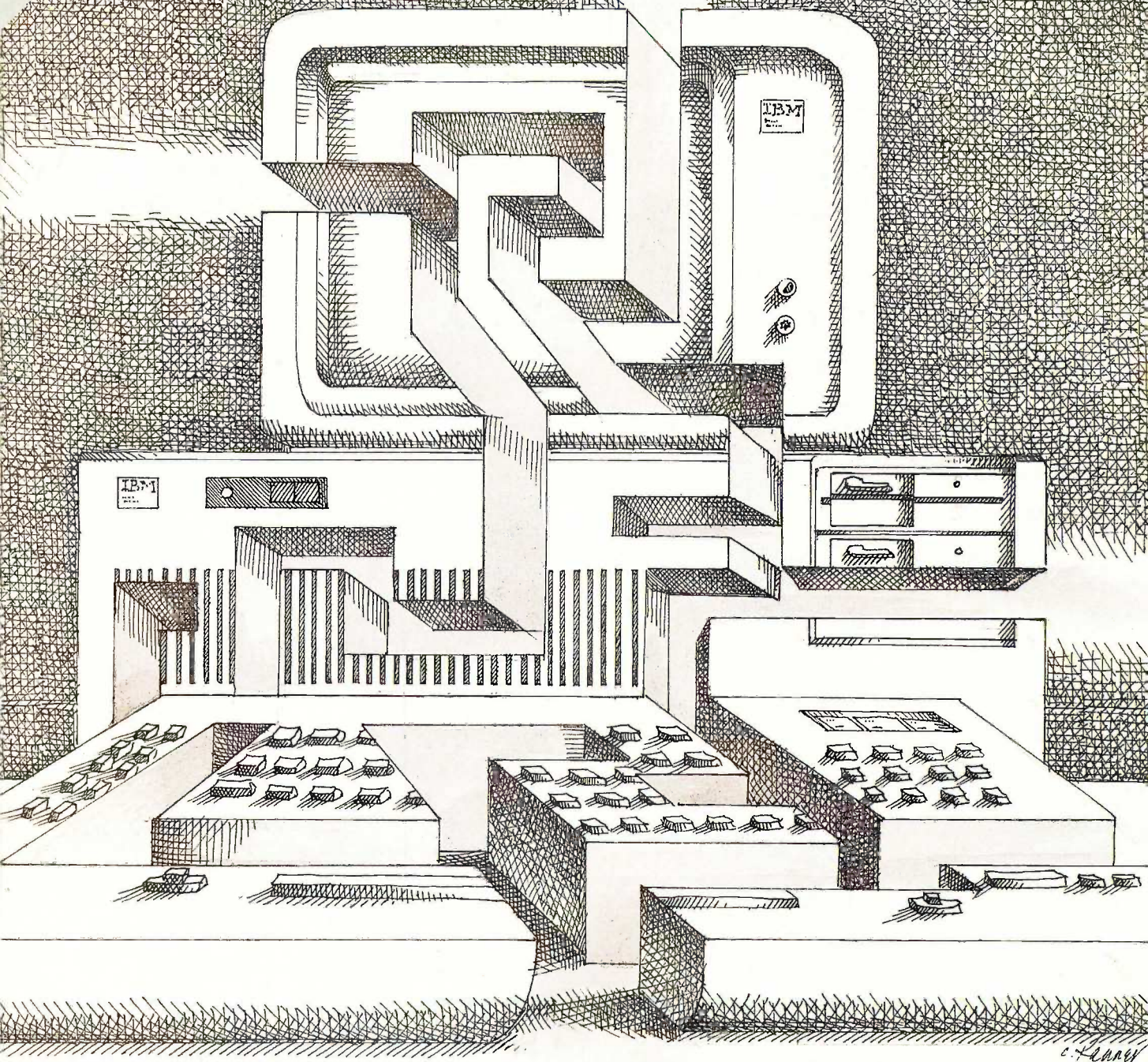
\$3.95

\$4.95 in Canada

A McGraw-Hill Publication

0360-5280

Display Until December 15



c. J. Chaff



Inside the IBM PCs



60-DAY MONEY-BACK GUARANTEE

Introducing Borland's New Turbo GameWorks™ \$69.95

THE GAMES YOU CAN PLAY, REPLAY, REVISE AND REWRITE BUT CANNOT RESIST.
(Turbo Pascal Source Code included!)

We give you the source code, the manual, the diskettes, the 60-day guarantee and the competitive edge. Let the games begin. Chess. Bridge. Go-Moku.

State-of-the art games that let you be player, referee, and rules committee—because you have the Turbo Pascal source code. Which means that you can play a game or create a game, any time and any way you want.

Borland's new Turbo GameWorks lets you combine gamesmanship with craftsmanship. Discover the secret techniques and moves used by the Old Masters. Learn exactly how state-of-the-art computer games are made—so you can go off and make your own. Since you have the source code, you can always change the game. Or rig the game, if no one's looking. Pure Magic. That's Turbo GameWorks. And part of the "sourcery"—Turbo GameWorks is only \$69.95. When combined with our new Turbo Editor Toolbox in the Turbo New Pack, it's only \$47.50.

SHORT CUTS, SECRETS AND STRATEGIES. The Turbo GameWorks manual takes you step-by-step through all the games. How to play them. How to modify them. How to use the power of Turbo Pascal to write new games.

You'll learn general problem analysis, how to identify all possible moves, "rule of thumb" strategies, procedures for testing strategies, and ways to rate options. You'll also be introduced to "top down" program design, the development of basic algorithms, the use of constants and data structures and ways to design short cuts with incremental updating.

On top of all that, you'll have a lot of fun (if you want to).

So go to play (and work) with Borland's new Turbo GameWorks. It's unique. It's fascinating. And it's brand-new. Be first with the latest and greatest—order your Turbo GameWorks today.

4585 Scotts Valley Drive, Scotts Valley CA 95066
Phone (408) 438-8400 Telex 172373

Inquiry 17 for End-Users. Inquiry 18 for DEALERS ONLY.

With Dazzling Discounts!

BORLAND'S TURBO GAMEWORKS AND SOME OF ITS MASTER PIECES

Chess, the ultimate strategic game. A game so old that no one knows its exact origins. Turbo GameWorks lets you play chess at six different levels from the beginner to the sophisticated user. And you have many ways of playing with your Turbo GameWorks. Let the computer solve checkmate problems. Set the time limit for each game. And there's more.

Decide whether you or the computer "goes first." Trade places with the computer at any point in the game. It's all possible with GameWorks.

Go-Moku, also known as "Five-in-Line," is a very old Japanese game played on a board of squares. The first player to get five game pieces in a row—either horizontally, vertically, or diagonally—wins the game.

It's an intriguing game. But you're not limited to playing it one way. With Turbo GameWorks, you can modify it your way.

Bridge. Play bridge with a friend or team up against the program—you decide which hands the computer plays. You can even decide to let the program cheat! The program automatically bids and plays its own hands. And, since you can tinker with the source code, you can make "your" Bridge unlike any other.

TURBO HOLIDAY JUMBO PACK

\$245.00

Now you get the whole Turbo Pascal family, including its newest members, at an incredible price.

- Turbo Pascal 3.0 combines an integrated programming environment with the fastest Pascal compiler in the galaxy.
- Turbo Tutor teaches you step-by-step how to use the Turbo Pascal development environment. With commented source code for all program examples on diskette.
- Turbo DataBase Toolbox gives you all the tools you need to sort and search your data and build powerful database applications.
- Turbo Graphix Toolbox™ gives you a complete library of Pascal procedures to build applications using high-resolution graphics and graphics window management.
- Turbo GameWorks—Chess, Bridge, Go-Moku. Secrets and strategies of state-of-the-art computer games are revealed with complete source code.
- Turbo Editor Toolbox—the Pascal modules that let you build your own word processor: A full-featured WordStar-like program, Micro-Star™, is included on your disk.

You're getting everything at only \$40 each. And if you already own one or several members of the Turbo family, be creative—nothing can stop you from buying the Jumbo Pack, picking out the ones you already have and giving them as holiday gifts for family or friends. At these prices you can afford to give to others and to yourself.

NEW!

NEW!

Holiday Gift Packs, Turbo GameWorks™ & Turbo Editor Toolbox™

Available at better dealers nationwide. Call (800) 556-2283 for the dealer nearest you. To order by Credit Card call (800) 255-8008, CA (800) 742-1133.

The holiday packs include an upgrade coupon for both options so you get BCD and 8087 support for \$39.95 (regularly \$55.00).

Carefully describe your computer system!

Mine is: 8-bit 16-bit
I use: PC-DOS MS-DOS
 CP/M-80 CP/M-86
My computer's name and model is: _____

The disk size I use is: 3 1/2" 5 1/4" 8"

Name: _____
Shipping Address: _____
City: _____ Zip: _____
State: _____ Telephone: _____

*Gift Pack Offers Last Until March 31, 1986

	Quantity
* Turbo Holiday Jumbo Pack	\$245.00
* Turbo Holiday Pack	\$125.00
* Turbo New Pack	\$95.00
Pascal	\$69.95
Pascal w/8087	\$109.90
Pascal w/BCD	\$124.95
Pascal w/8087 and BCD	\$154.95
Turbo DataBase	\$54.95
Turbo Graphix	\$34.95
Turbo Tutor	\$69.95
Turbo Editor	\$69.95
Turbo GameWorks	\$69.95

These prices include shipping to all U.S. cities. All foreign orders add \$10 per product ordered.

Amount: (CA add 6% tax) _____
Payment: VISA MC Check Bank Draft
Credit Card Expiration Date: _____
Card # _____

NOTE: Turbo Editor Toolbox and Turbo GameWorks are available for the IBM PC and true-compatibles using Turbo Pascal 3.0 ONLY.

CO.D's and Purchase Orders will not be accepted by Borland International. California residents: add 6% sales tax. Outside USA: add \$10 and make payment by bank draft, payable in U.S. dollars drawn on a U.S. bank. G15

Copyright 1985 Borland International BI-1016

TURBO "NEW" PACK \$95.00

You get both our terrific new Turbos, and pay only \$47.50 each. Sold separately, they're \$69.95 each.

- Turbo GameWorks™
- Turbo Editor Toolbox™

NEW!

TURBO HOLIDAY PACK \$125.00

At about a 30% savings, you get our standard holiday special.

- Turbo Pascal® 3.0
- Turbo Tutor®
- Turbo DataBase Toolbox™

All this for only \$125.00. See the order form at right.

Turbo Pascal and Turbo Tutor are registered trademarks and Turbo DataBase Toolbox, Turbo Graphix Toolbox, Turbo Editor Toolbox, Turbo GameWorks, and MicroStar are trademarks of Borland International, Inc. WordStar is a trademark of MicroPro International Corp. Multi-Mate is a trademark of Multi-Mate International Corp. Microsoft is a registered trademark and Word is a trademark of Microsoft Corp. WordPerfect is a trademark of Satellite Software International.

SAVE OVER 30% ON OUR GIFT PACKS!

Announcing Borland's New Turbo Editor Toolbox™ \$69.95

IT'S ALL YOU NEED TO BUILD YOUR OWN WORD PROCESSOR FOR ONLY \$69.95!

You get all the modules you need to build your own word processor.

- You get ready-to-compile source code.
- You get a full-featured word processor that looks and acts like WordStar™; we call it MicroStar™
- You get a 200-page manual that tells you how to integrate the editor procedures and functions into your programs.

You can use Turbo Editor Toolbox "as is" or modify it any way you want.

And you don't get a bill for Royalties. Because Borland doesn't believe you should pay for something more than once.

All this and more for only \$69.95.

And until March 1, 1986 you can get Borland's new Turbo Editor Toolbox for even less! (Only \$47.50 when you buy the special Turbo New Pack.)

YOU CAN HAVE MANY WINDOWS ON THE WORLD. The new Turbo Editor Toolbox features windowing, a technique that lets you see several documents—or several parts of the same document—at once. You know best what your needs are. Turbo Editor Toolbox lets you open the windows you want. And to make those windows part of your program.

WITH TURBO EDITOR TOOLBOX YOU CAN HAVE THE BEST OF ALL WORD PROCESSORS IN YOUR WORD PROCESSOR. You can make WordStar behave like Multi-Mate. Support windows just like Microsoft's® Word™. And do it as fast as WordPerfect does it. Incorporate your new "hybrids" into your programs to achieve incredible control and power.

Turbo Editor Toolbox. It's the kind of tool that almost everyone needs—and we're the kind of company to give it to you at a reasonable price, without any compromise on quality. (We're so sure you'll be satisfied that we offer a 60-day money-back guarantee—something no one else does.)

THE CRITICS' CHOICE

"Turbo Pascal has got to be the best value in languages on the market today—and Borland International, by delivering excellent products at reasonable costs, is leading the software industry where it has to go. Turbo Pascal is more than just a good program at a low cost. It's also a low-cost, well-conceived programming language making it possible for lots of people to produce good programs."

Jerry Pournelle, BYTE

"This compiler, produced by Borland International, is one of the best programming tools presently available for the PC."

Michael Covington, PC Tech Journal

"Language deal of the century... Turbo Pascal."

Jeff Duntemann, PC Magazine

BORLAND
INTERNATIONAL

**Three
Special
Gift Packs**



60-DAY MONEY BACK GUARANTEE

Borland's SuperKey And SideKick Work So Well Together, You'll Hardly Work At All.

AN UNBEATABLE TEAM AT AN UNBEATABLE PRICE! We've teamed the best with the best to make the greatest. The best keyboard enhancer, SuperKey®. The best desktop organizer, SideKick®. The dynamic duo working hand in hand to let you do many different things at once. A way that cuts down the keystrokes, so you're working instead of just typing. A way that wasn't possible until we paired the electronic wizardry of SuperKey with the practical efficiency of SideKick. SuperKey brings the magic. SideKick does the details. The "S-Team" works beautifully together because we designed them that way.

GET SUPERKEY AND SIDEKICK TODAY and you'll have an unbeatable team at an unbeatable price — and a \$15 rebate back in the mail.



SIDEKICK INCLUDES: * Calculator * Notepad * Auto dialer & phone directory * ASCII table * Perpetual calendar & datebook * Help window * Full-screen editor with word-wrap, paragraph editing and much much more.
(Chances are that once you have SuperKey and SideKick working together for you, you'll never need to use a word-processing program again).

SUPERKEY INCLUDES: * Encryption to keep confidential files confidential * Programmable keys that let you turn a thousand keystrokes into one * Keyboard lock * Automatic turn-off of your screen after a pre-set time so the expensive phosphorus in your monitor's screen isn't etched or ruined * Secret Password protection and more.

IF YOU USE SIDEKICK, YOU NEED SUPERKEY. BECAUSE SUPERKEY AND SIDEKICK CAN MAKE YOUR DAY GO SOMETHING LIKE THIS:

8:00 am. You got to work on time, despite the 44-mph turkey ahead of you in the fast lane. It's spreadsheet time. You hit one key. Lotus 1-2-3 (or whatever) is up and running. (One key, because SuperKey has recorded all the CD\123 <ENTER> >123<ENTER> <ENTER> / F <ENTER> R <ENTER> SALES <ENTER> <PgDn> foolishness and your one keystroke played all that back instantly. One keystroke instead of a minute!)

8:03 am. You're into the spreadsheet. Phone rings. You kick in SideKick's Notepad—without leaving your spreadsheet. You talk. You listen to Frank. You make notes that tell you that Frank is upping the numbers from yesterday's order and he needs a new price and delivery date. He wants a meeting. Fast, but when? You have SideKick fire up your Calendar. Time agreed and noted—in SideKick's Notepad. Conversation ends. Your spreadsheet is still there.

8:07 am. You're watching the spreadsheet but you're thinking about the new bid you have to figure out. So you have SideKick's Calculator pulled up on the screen—over a small piece of the spreadsheet—which doesn't go away.

8:08 am. SideKick is coming up with new numbers. SuperKey keeps the spreadsheet on a roll. Satisfied with the numbers, you have SideKick auto-dial Frank's number. Talk. Talk. Hang up.

8:09 am. Spreadsheet about done. You're watching it, but thinking about what Frank just said on the phone. He liked your numbers. He ordered. He said, "That was fast. We won't need that meeting. (SideKick cancels it from your Calendar). And he also said, "How did you get all that done so quickly?" And you said, "I've got a couple of new guys working for me."

IF YOU DON'T USE SIDEKICK YET, YOU GET THEM BOTH AND FOR A LIMITED TIME, A \$15.00 CASH-BACK! Because SuperKey and SideKick are so compatible, we let them move in together. Into their own blister-pack. With the \$15.00 cash-back coupon and the manuals. Which is what you get for \$139.90 instead of the usual \$154.90. You need to fill-in the cash-back coupon, along with your registration cards and proof of purchase, and mail it back. We'll rush you your \$15.00 rebate right away. Rebate offer ends March 31, 1986. (PS: You can still buy SuperKey and SideKick separately. SuperKey **\$69.95**, SideKick **\$84.95**. Not copy-protected.)

THE CRITIC'S CHOICE

"If you want the ultimate in sophistication, you won't find anything finer on the battlefield right now than Borland's SuperKey and SideKick combo."
LEON A. WORTMAN, InfoWorld



4585 Scotts Valley Drive, Scotts Valley CA 95066
Phone (408) 438-8400 Telex 172373

SuperKey SIDEKICK

SuperKey and SideKick require DOS version 2.0 or later.
Software for your IBM®PC, XT, AT, 3270, PCjr and true compatibles.

Available at better dealers nationwide. Call (800) 556-2283 for the dealer nearest you. To order by Credit Card call (800) 255-8008, CA (800) 742-1133.

Yes, I want the Best!

The SideKick-SuperKey Team **\$154.90**
\$15 cash-back ONLY when purchased together. Both come not copy protected.

SuperKey **\$69.95**
SideKick **\$84.95** (copy protected)

Subtotal: _____
(CA res. add 6% tax)

Amount Enclosed _____
Payment VISA MC BankDraft Check

Credit Card Exp. Date _____

Card # _____

\$15.00 Cash Back

SuperKey only—Outside USA and Canada: Due to US Government restrictions of export or tech. nology, purchase of SuperKey (without DES) can only be made through authorized distributors.

SideKick only: PCjr requires the not copy-protected version.

\$15 cash-back rebate upon receipt of signed license agreement and cash-back coupon. Your \$15 cash-back rebate includes tax when applicable. These prices include shipping to all U.S. cities. All foreign orders add \$10 per product ordered.

Name _____
Shipping Address _____
City _____
State _____ Zip _____
Telephone _____

COD's and Purchase Orders WILL NOT be accepted by Borland. California residents: add 6% sales tax. Outside USA add \$10 and make payment by bank draft, payable in US dollars drawn on a US bank.

G15

Copyright 1985 Borland International BI-1014

SuperKey and SideKick are registered trademarks of Borland International, Inc. 1-2-3 is a trademark of Lotus Development Corp. IBM is a registered trademark of International Business Machines Corp.

Inquiry 17 for End-Users. Inquiry 18 for DEALERS ONLY.


BYTE



Inside the IBM PCs

EDITORIAL: INTEL AND FUTURE IBM PCs <i>by G. Michael Vose</i>	4
AN ANNOTATED BIBLIOGRAPHY OF RECENT BOOKS <i>by Donald Evan Crabb</i>	11
PUBLIC-DOMAIN UTILITIES <i>by Jon R. Edwards</i>	39
ROM BIOS EXTENSIONS FOR THE PC AT <i>by Peter Norton</i>	59
THE 8087/80287 PERFORMANCE CURVE <i>by Stephen R. Fried</i>	66
MOVING FROM THE 8088 TO THE 80286 <i>by William J. Claff</i>	92
WRITING DESK ACCESSORIES <i>by Tom Wadlow</i>	105
A MIDI RECORDER <i>by Donald Swearingen</i>	127
CIRCUIT DESIGN WITH LOTUS 1-2-3 <i>by John L. Haynes</i>	143
ADDING A HARD DISK TO YOUR PC AT <i>by Jon Shiell and John Markoff</i>	159
FIXED DISKS AND THE PC AT <i>by Jon Shiell and John Markoff</i>	167
A SURVEY OF DEBUGGERS <i>by Frank Drake Jr., Arthur McCaffrey, and John Sadowsky</i>	177
IBM COMPATIBILITY ISSUES <i>by Mark Dahmke</i>	187
BENCHMARKING THE CLONES <i>by Jon R. Edwards and Glenn Hartwig</i>	195
FOUR HARD DISKS FOR UNDER \$1000 <i>by Richard Grehan</i>	203
PROGRAMMING THE ENHANCED GRAPHICS ADAPTER <i>by Richard Wilton</i>	209
IBM PC INTERRUPT SERVICE ROUTINES <i>by Paul M. Dunphy</i>	223
PICK, COHERENT, AND THEOS <i>by Marc J. Rochkind</i>	231
ONE MILLION PRIMES THROUGH THE SIEVE <i>by T. A. Peng</i>	243
TOPVIEW <i>by TJ Byers</i>	247
WHEN YOUR PC DOESN'T WORK <i>by Gene B. Williams</i>	253
IBM PC FAMILY BIOS COMPARISON <i>by Jon Shiell and John Markoff</i>	259
DEVICE-INDEPENDENT GRAPHICS <i>by Thomas B. Clarkson III</i>	269
IBM PC DISK PERFORMANCE AND THE INTERLEAVE FACTOR <i>by Marcus Kolod</i>	283
BYTE'S ONGOING MONITOR BOX	303

3.5" DISK COMPATIBILITY FOR YOUR PC



**MANZANA'S 3.5" ADD ON
DISK DRIVE FOR THE IBM PC
(AND MANY COMPATIBLES)**

COMPATIBILITY with the new generation of lap-top computers using 3.5" disk drives.

CONVENIENCE of rugged 3.5" disk media.

CAPACITY of 730K additional storage for your PC.

FLEXIBILITY of using either 5.25" or 3.5" disks.

DIRECT ACCESS on your PC to files generated on DG/One, TI Pro-Lite, GRiD Case, HP 110, 150 via our flexible, powerful software device driver.

*Built-in voltage spike protection
FCC-approved*

*UL-listed plug-in AC transformer
Limited 6-month factory warranty*

MDP3 disk drive with an MAP3-PC accessory package forms a complete add-on package for the IBM PC or XT. Absolutely no tools needed for installation. See your dealer or call direct for more information and details on accessory packages for other computers.

**COME SEE US AT COMDEX
NOVEMBER 20-24, 1985**

BOOTH M251 at the MGM GRAND



MANZANA™
935 Camino del Sur
Isla Vista, CA 93117
(805) 968-1387

BYTE

EDITOR IN CHIEF
PHILIP LEMMONS
MANAGING EDITOR, PRINT
GENE SMARTE
**MANAGING EDITOR,
ELECTRONIC PUBLISHING AND COMMUNICATIONS**
GEORGE BOND
SPECIAL ISSUES COORDINATOR
G. MICHAEL VOSE
CONSULTING EDITORS
STEVE CIARCIA
TERRY POURNELLE
BRUCE WEBSTER
SENIOR TECHNICAL EDITOR
GREGG WILLIAMS
TECHNICAL EDITORS
THOMAS R. CLUNE
JON R. EDWARDS
RICHARD GREHAN
GLENN HARTWIG, *Reviews*
KEN SHELDON
JANE MORRILL TAZELAAR
TOM THOMPSON
CHARLES D. WESTON
EVA WHITE
STANLEY WszOLA
MARGARET COOK GURNEY, *Associate*
DONNA OSGOOD, *Associate, San Francisco*
ALAN EASTON, *Drafting*
NEWS AND TECHNOLOGY
EZRA SHAPIRO, *Bureau Chief, San Francisco*
RICH MALLOY, *Senior Technical Editor, New York*
PHILIP ROBINSON, *Senior Technical Editor, Palo Alto*
TONY LOCKWOOD, *Senior News Editor, Peterborough*
ASSOCIATE NEWS EDITORS
DENNIS BARKER, *Peterborough*
BRENDA MCLAUGHLIN, *San Francisco*
LYNNE M. NADEAU, *Peterborough*
MARK WELCH, *San Francisco*

CONTRIBUTING EDITORS
JONATHAN AMSTERDAM, *programming projects*
MARK DAHMKE, *video, operating systems*
MARK HAAS, *at large*
RIK IADRNICIK, *CAD, graphics, spreadsheets*
MARK KLEIN, *communications*
ALASTAIR J. W. MAYER, *software*
ALAN MILLER, *languages and engineering*
JOHN C. NASH, *scientific computing*
DICK POUNTAIN, *U.K.*
WILLIAM M. RAIKE, *Japan*
PERRY SAIDMAN, *computers and law*
ROBERT STERNE, *computers and law*

COPY EDITORS
BUD SADLER, *Chief*
DENNIS BARKER
ELIZABETH COOPER
ANNE L. FISCHER
NANCY HAYES
LYNNE M. NADEAU
PAULA NOONAN
JOAN VIGNEAU ROY
WARREN WILLIAMSON

ASSISTANTS
PEGGY DUNHAM, *Office Manager*
MARTHA HICKS
CATHY KINGERY
JUNE N. SHELDON

ART
ROSSLYN A. FRICK, *Art Director*
NANCY RICE, *Associate Art Director*

PRODUCTION
DAVID R. ANDERSON, *Production Director*
DENISE CHARTRAND
MICHAEL J. LONSKY
JAN MULLER

Editorial and Business Office: 70 Main Street, Peterborough, New Hampshire 03458, (603) 924-9281.
West Coast Offices: McGraw-Hill, 425 Battery St., San Francisco, CA 94111, (415) 362-4600.
McGraw-Hill, 1000 Elwell Court, Palo Alto, CA 94303, (415) 964-0624.
New York Office: 1221 Avenue of the Americas, New York, NY 10020, (212) 512-2000.

Officers of McGraw-Hill Information Systems Company: President, Richard B. Miller, Executive Vice Presidents: Frederick P. Jannott, Construction Information Group, Russell C. White, Computers and Communications Information Group, I. Thomas Ryan, Marketing and International, Senior Vice Presidents: Francis A. Shinal, Controller, Robert C. Violette, Manufacturing and Technology, Senior Vice Presidents and Publishers: Laurence Altman, Electronics Week; Harry L. Brown, BYTE and Popular Computing, David I. McGrath, Construction Publications, Group Vice President, Peter B. McCuen, Communications Information, Vice President, Fred O. Jensen, Planning and Development, Officers of McGraw-Hill, Inc.: Harold W. McGraw, Jr., Chairman; Joseph L. Dionne, President and Chief Executive Officer; Robert N. Landes, Executive Vice President and Secretary; Walter D. Serwatka, Executive Vice President, Publishing Services; Ralph R. Schulz, Senior Vice President, Editorial; Shel F. Asen, Vice President, Manufacturing; George R. Elsinger, Vice President, Circulation; Ralph I. Webb, Vice President and Treasurer.

SENIOR VICE PRESIDENT/PUBLISHER
HARRY L. BROWN
PUBLISHER'S ASSISTANT
BEVERLY JACKSON

PERSONNEL
CHERYL HURD, *Office Manager*
PATRICIA BURKE, *Personnel Coordinator*

TYPOGRAPHY
SHERRY MCCARTHY, *Chief Typographer*
LEN LORETTE
DONNA SWEENEY

ADVERTISING SALES
DENNIS J. RILEY, *Director of Sales and Marketing*
SANDRA FOSTER, *Administrative Assistant*
ADVERTISING/PRODUCTION (603-924-6448)
LISA WOZMAK, *Supervisor*
ROBERT D. HANNINGS, *Senior Account Coordinator*
MARION CARLSON
KAREN CILLEY
LYDA CLARK
MICHELE GILMORE
DENISE PROCTOR
WAI CHIU LI, *Quality Control Manager*
JULIE NELSON, *Advertising/Production Coordinator*

CIRCULATION (800-258-5485)
GREGORY SPITZFADEN, *Director*
ANDREW JACKSON, *Subscriptions Manager*
CATHY A. RUTHERFORD, *Assistant Manager*
LAURIE SEAMANS, *Assistant Manager*
SUSAN BOYD
PHIL DECHERT
MARY EMERSON
LOUISE MENEGUS
AGNES E. PERRY
JENNIFER PRICE
JAMES BINGHAM, *Single-Copy Sales Manager*
LINDA RUTH, *Assistant Manager*
CAROL AHO
CLAUDETTE CARSWELL
KAREN DESROCHES

MARKETING COMMUNICATIONS
HORACE T. HOWLAND, *Director (603-924-3424)*
VICKI REYNOLDS, *Marketing Production Manager*
STEPHANIE WARNESEY, *Marketing Art Director*
SHARON PRICE, *Assistant Art Director*
DOUG WEBSTER, *Director of Public Relations (603-924-9027)*
WILBUR S. WATSON, *Operations Manager, Exhibits*

PLANNING AND DEVELOPMENT
MICHELE P. VERVILLE, *Manager*
PATRICIA AKERLEY, *Research Manager*
CYNTHIA DAMATO SANDS, *Reader Service Coordinator*
FAITH KLWINTZ, *Copyrights Coordinator*

ACCOUNTING
KENNETH A. KING, *Assistant Controller*
VICKI WESTON, *Accounting Manager*
LINDA SHORT, *D/P Manager*
EDSON WARE, *Credit*
MARIE CAGGIANI
MARILYN HAIGH
DIANE HENRY
VERN ROCKWELL
JOANN WALTER

BUILDING SERVICES/TRAFFIC
ANTHONY BENNETT, *Building Services Manager*
BRIAN HIGGINS
MARK MONKTON

RECEPTIONISTS
L. RYAN MCCOMBS
CHERYL CASTRO, *Assistant*

Pure power.

QIC-60 streaming tape backup is more than just fast and simple to operate. It's also the leader in powerful processing.

For example, our unique five-head tape deck offers immediate read-after-write verification. No rewinding necessary. And no re-recording of the entire backup after an error.

Another powerful advantage is automatic adjustment of the head mechanisms to seek the best track alignment every time a tape is inserted. Plus our exclusive power sensor is designed to alert and freeze the write head if PC power is reduced, which eliminates the chance of disk damage. We're so confident in the technical excellence of QIC-60 that we offer an aggressive one-year limited warranty on the entire line, compared to the 90-day warranty provided by other manufacturers.

Best of all are a pair of backup bonuses that turn QIC-60 into a sophisticated data management tool. When you select mirror-image restore, QIC-60 sees bad disk sectors and automatically reroutes data to safe locations for improved data reliability.



Tecmar offers AT owners a special enhancement with an internally-mounted QIC-60 tape drive that costs even less than external systems. And when you add our internal AT Hard Disk to the package, you have a fully upgraded system ready to use today.

Pure speed. Pure power. Pure innovation from Tecmar.

For a free demonstration of the new standard in tape backup, see your Tecmar dealer or call us at 216/349-1009 for the location of the dealer nearest you.

Tecmar
THE POWER BEHIND THE PC

Inquiry 197

6225 Cochran Road Solon, Ohio 44139

INTEL AND FUTURE IBM PCs

The planning stages of this issue started under a cloud—we thought there was nothing else interesting to say about the IBM Personal Computers, a technology that some people thought was obsolete when it was introduced three years ago. But as you'll see, we were wrong—the PC world is richer now than ever before.

This special issue peers into some seldom-seen corners of the IBM PC family of machines. Stephen Fried presents some startling findings concerning the 80287 NDP; Bill Claff and Steve Satchell explore the 80286 from a programmer's point of view; Tom Wadlow explains how to use interrupts to write your own desktop accessories; John Haynes demonstrates how to use Lotus 1-2-3 to design circuits; Rick Grehan looks at sub-\$1000 hard disks; Jon Edwards highlights some of the best available PC public-domain technical software; and more.

The artwork accompanying the articles is another special aspect of this issue—each of the 18 pieces of art was commissioned from one of the top female illustrators in the country.

IBM/INTEL IMPACT

The IBM PC changed the face of personal computing in 1982 by shifting the primary use of the machines from hacking to tracking corporate finances, databases, and memos. An ironic 1985 turnabout finds the PCs being blamed for blunting the creativity of personal computing and sapping it of its vitality. Hardware designers gripe about Intel parts, like the 80286 and 80287, that haven't worked correctly in their first few iterations, and programmers complain about the headaches of programming in Intel's segmented-memory universe. (I vote for the following for programmer's buzzwords of the year—address

paranoia: constantly checking for 8086 segment boundaries.) Most of the newer and more innovative machines of the last two years, like the Macintosh, Amiga, and Atari ST computers, have been based on the Motorola MC68000 microprocessor rather than the Intel iAPX86 family of processors that power the PCs.

With IBM owning part of Intel and apparently wedded to the Intel architecture, the microcomputer world seems to be polarizing around the two microprocessor giants.

TECHNICAL CULTURE

Some people speculate that definite architectural biases are developing around Motorola and Intel. Motorola seems to be a company with a bias toward single-processor systems and open, flexible architectures. Intel's bias seems to favor complex, multiple processor architectures that are of necessity more rigid and formal. These biases show clearly, for example, in the companies' respective approaches to memory management and in their designs for the VMEbus and the Multibus II: Motorola makes hardware memory management a system designer's option, while Intel includes it as a microprocessor function with the iAPX286 and higher processors; Motorola's bus is nicely suited for single-processor systems, while Intel's design is optimal for multiple boards and processors.

These architectural biases seem to favor Motorola hardware for low-cost single-user machines and Intel's for multiuser computers such as the three-user IBM PC AT. Of course, either company's microprocessor can power a single- or multiuser machine: Many of the high-end supermicros are MC68010-based machines, and most PC ATs are being used presently as single-user machines until a multiuser

version of MS-DOS appears to make the vast PC software base available to multiuser ATs.

A close look at these microprocessors reveals that Intel often solves problems by throwing hardware at them, while Motorola usually just hands programmers a toolbox.

THE iAPX286/386

One of the principal design goals of the 80286 and 80386 microprocessors was to facilitate high-performance multiuser and multitasking capability. To provide the protection needed to run separate tasks or multiple users in different parts of memory, Intel built task switching and memory management into the silicon of its two newest microprocessors.



Task switching is done entirely in hardware on the 80286/80386 processors. Operating systems only need to specify which task runs next in the Intel environment, and the hardware handles the switching. Task switching is possible due to the addition of descriptor tables to the 80286/80386 programming model that tell the CPU where to find the instructions and data for individual tasks (or users).

Descriptor tables also facilitate 80286/80386 memory management and virtual memory. On-chip memory management can save 100 to 150 nanoseconds in the memory-access time cycle—this is the typical time to send a calculated logical-memory address to an external MMU (memory-management unit) to find a physical address. On-chip MMUs also save time by permitting the use of special instructions to reduce the virtual-memory delays incurred by the swapping of data from disk to memory. Using virtual memory, the 80286 can address up to 16 megabytes of memory, while the 80386 can address

(continued)

THE ACCENT™ IS ON EXPANDED MEMORY...

WITH MAYNARD'S NEW LOTUS-COMPATIBLE CARD!



Now, Maynard gives you 2MB of Lotus-compatible Expanded Memory with Accent™. Designed expressly for your personal computer, Accent™ adds memory power to Lotus 1-2-3*, Symphony*, and all other Expanded Memory programs so you can create larger spreadsheets than ever! An optional mouse places speed, access, and customized commands at your fingertips, saving time and eliminating inconvenient, multi-key cursor controls. Accent™ is available at the finest computer retail stores everywhere. Contact your local dealer or write to us today for product information.

*Lotus 1-2-3 and Symphony are trademarks of Lotus Development Corporation.

Accent™
Expanded Memory Card by Maynard Electronics

Maynard Electronics
Shaping tomorrow's technology.

430 E. SEMORAN BLVD., CASSELBERRY, FL 32707 305/331-6402

Inquiry 123

Introducing Periscope II Professional Debugger and Break-out Switch



New Periscope II includes a remote break-out switch that does not need its own slot!

(Periscope is) "the best value in development tools currently on the market . . . the most essential element of my 'developer's toolbox'."

—Jeff Garbers

"Very powerful for debugging and testing . . . Better than Atron by far."

—Wynn Bailey

The break-out switch "really sets Periscope apart from the typical software-only debuggers." Hung system or locked keyboard? Press the switch to get control!

Periscope's symbol support "beats the day-lights out of snooping through a map file and making notes". See high-level line numbers and source code, too!

"Feel right at home" in no time with commands that logically extend Debug's!

Periscope's speed makes other debuggers "look absolutely sluggish"! It's written entirely in assembler and uses DOS only for file access.

Has all the standard features plus:

- Debug with over 75 breakpoint options
- New! Write your own breakpoint tests
- New! Traceback
- New! Do in-line symbolic assembly
- Debug using one or two monitors
- Recall command lines
- New! Debug with high-level source code
- New! Redefine windows while debugging
- New! View text files while debugging
- Debug device drivers, non-DOS and memory-resident programs
- New! Customize Periscope via user exits
- New! Display 8087/80287 status
- New! Use Periscope with an EGA

Periscope requires: IBM PC, XT, AT, or close compatible; DOS 2.0 & later; 128K RAM; 1 Disk Drive; 80-column Monitor.

Periscope II, break-out switch, manual, reference card and software . . . \$145!

Periscope I also includes the write-protected RAM board to protect crucial debugger code. It's just \$295!

The US Navy gets Periscopes from us . . . shouldn't you? Order today!

Order/Information Call Toll-Free:



800-722-7006



30-Day Money-Back Guarantee

Data Base Decisions • 404/256-3860
14 Bonnie Lane • Atlanta, GA 30328

EDITORIAL

1500 bytes for every man, woman, and child in the world (64 terabytes).

These high-level memory-protection and -management capabilities are well suited to computers that rely on multitasking and multiuser applications. In fact, CPUs with this kind of power may well be wasted in machines employed by a single user.

THE MOTOROLA MC68000

Apple Computer's choice of the MC68000 to power the Lisa and the Macintosh computers sparked mainstream interest in that microprocessor even though it was used earlier in a variety of other machines. While the excitement created by these Apple machines had more to do with the software developed to run them than the CPU, the MC68000 nevertheless became suddenly more visible to the microcomputer community.

The MC68000 does not provide on-chip hardware support for memory protection and management. External MMUs are available from Motorola and other sources, or programmers can manage the 68000's linear address space in software. Some companies have developed proprietary hardware to manage memory.

Similarly, virtual memory on 68000 machines is a software function, as is memory protection for multiuser/multitasking operations. The newest 68000, the MC68020, has special instructions to ensure data security in single- and multiprocessor systems (see "The MC68020 32-bit Microprocessor" by Paul F. Groepler and James Kennedy, November 1984 BYTE, page 159).

In fact, the design principles behind the 68000 were stated in BYTE over two years ago ("Design Philosophy Behind Motorola's MC68000" by Thomas W. Starnes, April 1983, page 70): "They would design it [the 68000] for programmers, to make their job easier, by providing functions in a way that most programmers could best use them." The head start that Apple's (and, more recently, Atari's and Amiga's) programmers have developed in creating exciting new software indicates that Motorola met its 68000

design goals. As further evidence, consider that the first microcomputer UNIX ports were to 68000 machines, too, partly due to the 68000's similarity to Digital Equipment Corporation's VAX hardware and partly to its programming accessibility.

THE SILICON BRICK ROAD

So the Motorola versus Intel biases mentioned earlier may boil down to a simple matter of orientation—Intel designs focus on hardware capability, while Motorola's emphasize programmability.

For example, look at the companies' respective approaches to graphics. Intel has designed, and plans to ship in early 1986, a graphics coprocessor (the 82786) with an on-chip CRT interface that provides 640 by 480 resolution with 256 colors, or 1024 by 1024 resolution with 4 colors. Motorola's 68020 adds eight new bit manipulators to its instruction set to assist the programming of bit-mapped graphics. The Intel approach will be faster and more powerful but will require additional programming, hence higher software overhead, and will add substantial hardware costs. Motorola's scheme will be cheaper and well suited to CRT hardware developments.

What this all means is hard to predict, of course, but I'll take a stab at a couple of certainly debatable propositions. First, I think the Intel/IBM machines of the future will be the more powerful number crunchers and will be better suited to multiuser and networking environments. After all, the second word in the name IBM is Business. Second, I expect the innovations in software that will keep our industry vital to originate on 68000 machines. Lastly, I think the classic single-user microcomputer, the machine we all want on our desk or at home to play and tinker with, will be a 68000-family machine.

What brings all this to mind is our current assignment—to bring to BYTE readers a special issue, similar to the one you're holding, on 68000 machines. Look for it next June.

—G. Michael Vose
Senior Technical Editor

How does WordPerfect top 4.0? Extra credit.

WordPerfect 4.1 Performance Report

*A
+5 extra
points*

A lot of people have been saying a lot of good things about WordPerfect, lately. In fact, our 4.0 version has been called the industry standard for word processing.

Of course, our first reaction was smiles all around (and a celebration or two). Our second reaction? Back to work on WordPerfect. Not because it isn't already a great program. But because the one thing that has made WordPerfect a success is our commitment to constant improvement. Reaching for perfection.

The latest result of that commitment is WordPerfect 4.1. And with several new features, it scores more than a few extra points.

1. Thesaurus

With a built-in thesaurus, WordPerfect 4.1 lets you choose synonyms for any words in your document.

2. Split screen

By splitting the screen

horizontally, you can view two documents at the same time. And editing either document or moving text between the two windows is fast and easy.

3. Text Columns

Columns are displayed side-by-side on the screen. In addition to newspaper-style columns, WordPerfect 4.1 includes parallel columns, ideal for scripts.

4. Line Drawing

Horizontal and vertical lines can be drawn and configured to form boxes or other graphic applications. Many available line styles include single, double and asterisks.

5. Sort

WordPerfect 4.1 allows you to sort lines, paragraphs or merge files alphabetically.

Other new WordPerfect 4.1 features include an expanded spelling dictionary, improved

critical error handling, improved proportional spacing, three-level undelete, type-thru and more.

Learn the finer points of word processing. Get WordPerfect 4.1. For more information, call or write:

SSI Software
288 West Center Street
Orem, Utah 84057
Information: (801) 227-4020
Order Desk: 1-800-321-4566,
Toll-free



SSI Software
Reaching for perfection.

4 Out Of 5 PC-AT™ Expansion



The overwhelming choice of IBM® PC-AT users, Advantage! from AST sets the standard in high-powered multifunction enhancement. Advantage! was the first multifunction board for the PC-AT, and it remains the leader by providing millions of characters of memory capacity, two serial ports, a parallel port and a game port—in a single expansion slot. Now we've even included SideKick—Borland's multipurpose software selected InfoWorld's 1984 software of the year—an \$84.95 value at no extra charge.

First In Memory. All it takes is

Advantage! There's no need to add hard-to-find chips on the system board. Whether you sell 256K or 512K ATs, our unique memory addressing technique lets you add up to 3 Megabytes of parity checked memory efficiently and economically. For flexibility, Advantage! can use either 64K or 256K memory chips. And of course, it supports your AT's high performance 16-bit bus and faster program processing speed.

Now you can have the full complement of 640K memory to run sophisticated

business software such as Lotus® 1-2-3™ and dBASE III.™ To utilize multitasking programs like IBM's TopView.™ Or for operating systems such as XENIX,™ and RAM disks such as IBM's VDISK utility—both of which use the AT's extended memory capacity.

First In I/O. Here's all the I/O capability you need now, even if you're starting with a base model AT. Every Advantage! card includes an AT compatible serial port



Board Buyers Own Advantage!™



and a parallel port so you can connect printers, plotters, mice and modems. Or with the appropriate software, you can connect other terminals to create multiuser environments.

With our optional second serial port you can attach even more peripherals, while our optional game port lets you plug in joysticks and other cursor-control devices for business or just for fun.

First In Quality. AST's reputation is built on quality products, quality support and quality service, including a return rate we're very proud of, averaging 0.2

percent. Our complete documentation means Advantage! is exceptionally easy to install and use, but if it's not enough we're always here to help.

Four out of five buyers agree, the choice is Advantage!—only from AST. Ask your dealer, or call our Customer Information Center (714) 863-1333 for more information. AST Research, Inc., 2121 Alton Avenue, Irvine, CA 92714 TWX: 753699ASTR UR

Advantage! trademark of AST Research, Inc. IBM, PC-AT and TopView trademarks of International Business Machines Corp. SideKick trademark of Borland International. dBASE III trademark of Ashton-Tate. Lotus registered trademark and 1-2-3 trademark of Lotus Development Corp. XENIX trademark of Microsoft Corp.

FEATURES

Memory Expansion

- 128Kb to 3.0Mb in a single slot
- User Upgradeable with either 64K or 256K memory chips
- Split Memory Addressing rounds out AT's system memory to 640K and continues memory expansion at 1MB

Advantage!
Supports AT's Full Program Processing Speed


I/O Expansion

- Up to 2 Serial Ports (1 optional)
- Parallel Printer Port
- Optional Game Port



AST
RESEARCH INC.

Circuit-Board-Artwork Software for the Design Engineer in a Hurry



For only \$895, smARTWORK® lets the design engineer create and revise printed-circuit-board artwork on the IBM Personal Computer. You keep complete control over your circuit-board artwork — from start to finish.

Forget the tedium of taping it yourself or waiting for a technician, draftsman, or the CAD department to get to your project.

smARTWORK® is the only low-cost printed-circuit-board artwork editor with all these advantages:

- Complete interactive control over placement and routing
- Quick correction and revision
- Production-quality 2X artwork from a pen-and-ink plotter
- Prototype-quality 2X artwork from a dot-matrix printer

- Easy to learn and operate, yet capable of sophisticated layouts
- Single-sided and double-sided printed circuit boards up to 10 x 16 inches
- Multicolor or black-and-white display

System Requirements:

- IBM Personal Computer, XT, or AT with 256K RAM, 2 disk drives, and DOS Version 2.0 or later
- IBM Color/Graphics Adapter with RGB color or black-and-white monitor
- IBM Graphics Printer or Epson FX/MX/RX series dot-matrix printer
- Houston Instrument DMP-41 pen-and-ink plotter
- Optional Microsoft Mouse

The Smart Buy

At \$895, smARTWORK® is proven, convenient, fast, and a sound value. Call us today. And put it to work for yourself next week.



Wintek Corporation Inquiry 217
1801 South Street
Lafayette, IN 47904-2993
Telephone: (317) 742-8428
Telex: 70-9079 WINTEK CORP UD

In Europe contact: RIVA Terminals Limited,
Woking, Surrey GU21 5JY ENGLAND,
Telephone: 04862-71001, Telex: 859502

"smARTWORK," "Wintek" and the Wintek logo are registered trademarks of Wintek Corporation.

AN ANNOTATED BIBLIOGRAPHY OF RECENT BOOKS

Technical topics for the IBM PC family



BY DONALD EVAN CRABB

This select annotated bibliography is an attempt to cover some of the more noteworthy and recent books published on technical topics dealing with the IBM Personal Computer (PC, XT, PCjr, and AT) and compatible computers. Because of the large number of books written in the past couple of years that fall into this category (Bowker's Paperback Books in Print lists more than 1000 titles that a comprehensive bibliography would include), a number of compromises have been made in compiling this list.

This bibliography reflects, therefore, my personal bias as well as many logistical considerations, including the availability of the books listed. I have attempted to cover a variety of technical topics, while concentrating on the areas of hardware and microprocessor technology of the PC.

The books listed are divided into seven sections: (1) Hardware Architecture, Expansion, and Maintenance, (2) Intel PC Microprocessors and Assembly Language, (3) High-Level Languages, (4) Graphics, (5) Data Communications, (6) Miscellaneous, and (7) References. Each section (except Miscellaneous) is introduced with a brief description of the category. As is the case with most annotated bibliographies, not every entry carries the same detailed level of annotation. The annotations were written to reflect the content, intended audience, writing style, and value of the books covered.

One striking fact that I discovered while compiling this bibliography and reviewing the books listed was the lack of a complete topical guide to books about the PC (or microcomputers in general) other than the referential listings in Bowker's Books in Print and Computer Books and Serials in Print 1984.

Another fact I discovered while researching this article (in April and May of 1985) was the current lack of good technical books about the IBM AT. Some of the books discussed below cover the AT, but none are devoted primarily to that machine.



[Editor's note: BYTE has commissioned a review, for later publication, of *The Practical Guide to the IBM Personal Computer AT* by Dennis L. Foster (Reading, MA: Addison-Wesley, 1985.)

HARDWARE ARCHITECTURE, EXPANSION, AND MAINTENANCE

This topic is a catchall for books that discuss, primarily, the hardware aspects of the PC. The

books cover the hardware design and architecture of the PC (including how the microprocessor is integrated into the overall design of the machine and how support components work with it); how to expand your PC with additional memory, coprocessors, hard disks, modems, and external devices; how to repair and maintain your PC, how to connect your PC to a variety of external devices (and design the hardware and software interfaces necessary

to accomplish this); and overall discussions of the hardware and software that comprise the PC.

The books in this section all have a technical flavor to them, but most are written so that nontechnical readers can gain valuable information from them.

Alvernaz, Bil. *Expanding Your IBM PC*. Bowie, MD: Brady Communications, 1984. \$16.95. 256 pages.

This practical handbook should be on the shelf of every PC owner who plans on adding functions or features to the system. The book covers how to install boards (memory, multifunction, graphics, etc.) in the expansion slots, how to add memory chips to the PC motherboard, how to install floppy- and hard-disk drives and controllers, and how to install a system-expansion box. The discussion of power-supply requirements is particularly informative. The text provides enough detail to whet the appetite of technical users, while remaining easily readable for the nontechnical audience. The overall focus is toward the beginning computer enthusiast, although the writing is well done, without a reliance on jargon.

Coffron, James W. *The IBM PC Connection*. Berkeley, CA: Sybex, 1984. \$17.95. 264 pages.

While the content of Coffron's book is much more technically oriented than the Alvernaz book, the style is

(continued)

Donald Evan Crabb is director of the instructional undergraduate laboratories at the University of Chicago (1100 East 58th St., Chicago, IL 60637.) His articles have appeared in several computer magazines.

still fairly easy to read. The book covers a wide range of subtopics falling within the rubric of computer control of external devices. Areas covered include interfacing software for IBM Personal Computer I/O (input/output), incorporating input data from external devices, I/O hardware for the PC, a sample computer-interfacing application (a home-security system controlled by the PC), adding voice-synthesis capabilities to the PC, analog-to-digital conversion and its converse, a useful appendix that includes a glossary, and data sheets from manufacturers of external devices to interface with the PC.

Friedman, Herb. *The Complete Guide to Care and Maintenance for the IBM PC, XT, AT, and Portable PC*. Englewood Cliffs, NJ: Prentice-Hall, 1985. \$15.95. 198 pages.

Herb Friedman, a well-known author of articles on a variety of electronics subjects, has produced an easy-to-read, accessible little book on the subject of maintaining your IBM PC. Although the book does not go into copious detail about the hardware and how it functions, Friedman covers all the salient points of PC maintenance, including maintaining disk drives and adjusting them, keeping dot-matrix and daisy-wheel printers running smoothly with your PC, installing and using various accessories to enhance your PC computing environment (including the use of power-conditioning equipment, surge suppressors and RF filters, and uninterruptible power supplies), protecting your system from environmental problems (e.g., temperature, dust, and humidity), and obtaining (or making your own) good-quality serial and parallel cables and connectors.

The book contains more than 60 illustrations and is written in a clear, nontechnical style. This book is both a good introduction to the subject of PC maintenance for computer novices and a good reference work for technically oriented PC owners and users.

Markowsky, George. *A Comprehensive Guide to the IBM Personal Computer*. Englewood Cliffs, NJ: Prentice-Hall, 1984. \$19.95. 516 pages.

Written for the PC user who wants to get a firm overall understanding of the hardware and systems software of the PC, this book does not assume the user has a technical orientation. Markowsky has combined material from the IBM PC manuals (the *Guide to Operations*, *DOS*, *BASIC Compiler*, and *BASIC Interpreter* manuals) with information from the IBM PC *Technical Reference* and the *Macro Assembler* manuals. The result is an easy-to-read and very informative book on the PC and how it works.

The book also contains important discussions on the PC's components and programs available, as well as how to select a system configuration. The technical discussions move from how to set up the PC to how to run it. The sections on BASIC are useful adjuncts to the information in the *IBM BASIC Manual*. Finally, Markowsky explains 8088 assembly language in a way useful to novice programmers and gives you enough information to get started with assembly language on the PC.

The book covers just about all the aspects of the PC's hardware and software, including peripherals such as printers. A brief introduction to the 8087 coprocessor is also provided. This book is comprehensive enough to have been listed in many of the other topical categories of this bibliography. This book should be very useful to new PC owners as well as seasoned users, as much for its good writing style as for its informational content.

McGlynn, Daniel R. *Modern Microprocessor System Design: Sixteen Bit and Bit-Slice Architecture*. New York: John Wiley and Sons, 1984. \$29.95. 295 pages. Hardcover.

If you think you might want to do some major surgery on your PC by modifying its design or structure, this could be the book for you. While it is more of a general mono-

graph on 16-bit microprocessors and special bit-slice components, it provides the basic technical information that you need to undertake such a project.

McGlynn has further provided information on modern peripheral components, such as bubble memories, charge-coupled devices, and CRT (cathode-ray tube) interfacing devices. This book is strictly for the technical reader. The style is a bit dry, and the book reads like the academic monograph that it is. If you want to learn about the design of 16-bit microprocessors and how they are incorporated into PCs, this book will get you started.

Norton, Peter. *Inside the IBM PC: Access to Advanced Features and Programming*. Bowie, MD: Robert J. Brady Co., 1983. \$19.95. 262 pages.

This book is a classic in the field of IBM PC technical literature. Norton writes well and matter-of-factly while still communicating the inner secrets of the PC. He treats several areas in depth, including 8088 segment register addressing, disk copy-protection methods, keyboard operation and keyboard codes, the PC's memory map, and much more. While the writing is clear, it is aimed at the technical user.


A good glossary of computing jargon is included, as are suggestions for including assembly-language routines into BASIC and Pascal programs. Unfortunately, what's not included is a disk of the programming access tools (things like ROM BIOS access service routines) that are described in the book. For those, you have to pay an additional \$65 (plus tax), and the overall utility of this work is substantially diluted when they are omitted.

Novogrodsky, Seth, Frederic E. Davis, and the editors of *PC World*. *The Complete IBM Personal Computer: The Authoritative Guide to Hardware for Expanding the IBM PC, XT, AT and Compatibles*. New York: Simon & Schuster, 1985. \$16.95. 281 pages.

(continued)

HAUPPAUGE

Our 287 FAST/5
Gives your IBM PC/AT
A Lesson in Speed.



Now, When the Subject Turns to Fast Math, Your AT Will Get an A+.

Right now, the 80287 math Coprocessor in your PC/AT runs at 4MHz. Which means there's room for improvement. That's why Hauppauge has developed the unique 287 FAST/5—a module that gives your AT an unmatched 5MHz capability. Speeding up your math computations by 25%. Now that's an A+ performance! To insure easy installation, we've created a carrier mount for our 287 FAST/5. Just plug the module into your PC/AT's 80287 Numeric Coprocessor socket. No expansion slot required.

products listed below, you can get Recalc for only \$49 (suggested retail price is \$95).

87 CHIP \$129

Our 8087 Math Coprocessor for the IBM PC, PC/XT and PC compatibles.

87-2 CHIP \$229

8 MHz Math Coprocessor for

Compaq Desk-Pro and Olivetti PC's.

287 CHIP \$249

80287 Math Coprocessor chip that runs at 4MHz in the IBM PC/AT.

287 FAST/5 \$249

Our 80287 Math Coprocessor enhancement module that boosts speed in the IBM PC/AT to 5MHz.

1·2·3 GETS A LESSON IN SPEED, TOO!

Introducing Hauppauge's New Lotus Support

In addition to our 287 FAST/5, Hauppauge has recently developed a Lotus 1-2-3 support package that can accelerate your calculations up to 30 times. The package? Our 8087 coprocessor chip and Recalc™ software. Recalc links your Lotus 1-2-3 program to the fast math capability of our 8087 chip. By sending numeric operations to the 8087, computation time can be reduced from 60 seconds to as little as 2 seconds. And the more complex the calculation, the more time you save!

Affordability

We've raised the speed limit for Lotus 1-2-3 and lowered the cost of Recalc software. When you buy any of the Hauppauge

Now Available! The 287 FAST/8 \$379

In addition to our 1-2-3 support, we're introducing our new 287 FAST/8—a module that gives your IBM PC/AT an unprecedented 8 MHz capability. Doubling the speed of your math calculations! (module pictured above)

Hauppauge's 287 FAST/5 and Lotus support package are teaching the IBM PC, PC/XT and PC/AT a thing or two about fast math. Learn more by calling us today—or contact your local computer dealer.

Hauppauge Computer Works

358 Veterans Memorial Highway, Suite MS1
Commack, New York USA 11725 (516) 360-3827
Available from your local computer dealer

Advertising: Scali Communications, San Francisco

We acknowledge the following registered trademarks: IBM PC, PC/XT and PC/AT; International Business Machines; Lotus; 1-2-3; Lotus Development Corporation; Recalc; GNY.

Hauppauge

(Pronounced: "Ha-pog")

PRIME FEATURES

- Execute DOS level commands in HS/FORTH, or execute DOS and BIOS functions directly.
- Execute other programs under HS/FORTH supervision. (editors debuggers file managers etc)
- Use our editor or your own.
- Save environment any time as .COM or .EXE file.
- Eliminate headers, reclaim space without recompiling.
- Trace and decompile.
- Deferred definition, execution vectors, case, interrupt handlers.

HS / FORTH

- Full 8087 high level support. Full range transcendentals (tan sin cos arctan logs exponentials)
- Data type conversion and I/O parse/format to 18 digits plus exponent.
- Complete Assembler for 8088, 80186, and 8087.
- String functions - (LEFT RIGHT MID LOC COMP XCHG JOIN)
- Graphics & Music
- Includes Forth-79 and Forth-83
- File and/or Screen interfaces
- Segment Management
- Full megabyte - programs or data
- Fully Optimized & Tested for: IBM-PC XT AT and JR COMPAQ and TANDY 1000 & 2000 (Runs on all true MSDOS compatibles!)
- Compare
BYTE Sieve Benchmark jan 83
HS/FORTH 47 sec BASIC 2000 sec
with AUTO-OPT 9 sec Assembler 5 sec
other Forths (mostly 64k) 55-140 sec
FASTEST FORTH SYSTEM AVAILABLE.

**TWICE AS FAST AS OTHER
FULL MEGABYTE FORTHS!**

(TEN TIMES FASTER WHEN USING AUTO-OPT!)

HS/FORTH, complete system only: \$270.



Visa

Mastercard



HARVARD SOFTWORKS

P.O. BOX 69
SPRINGBORO, OH 45066
(513) 748-0390

Novogrodsky et al. have provided a very readable introduction to the hardware of the PC and how to add to it. The book covers the PC, XT, AT, and compatibles. It is part of a helpful set of books on the PC published by Simon & Schuster and PC World Books and provides all sorts of useful discussions of replacement keyboards and monitors, multifunction boards, voice-recognition devices, plotters and printers, modems, bubble memories, optical and mechanical mice, joysticks and trackballs, coprocessors, local-area networking hardware and software, and, most important, how to hook all of this stuff up to the PC.

This is a very useful reference book to have around, whether you're a new PC user or an old hand. The writing style is clear and aimed at the nontechnical user (although technical details are provided). The authors have also included an appendix that lists the names and addresses of the hardware manufacturers discussed in the book. I'd like to see four-color pictures replace the "black-on-blue" halftones used to illustrate hardware examples, but that's a minor complaint.

Sargent, Murray, III, and Richard L. Shoemaker. *The IBM Personal Computer from the Inside Out*. Reading, MA: Addison-Wesley, 1983. \$16.95. 488 pages.

Sargent and Shoemaker have written an excellent technical discussion of the IBM PC, its hardware architecture, microprocessor, instruction set, and assembly language and how the unit works as a whole. They further cover how to write hardware device drivers and how to debug interfacing software and hardware.

The text also delves into how the PC controls disk drives, how DMA (direct memory access) works, and how to control I/O interrupts. A useful survey of existing software of the PC is also included. This book is a technician's delight, but nontechnical users also will find it a useful reference work. It accommodates both of these audiences without

resorting to the dry prose often found in such volumes.

Sargent, Murray, III, and Richard L. Shoemaker. *Interfacing the IBM Personal Computer to the Real World*. Reading, MA: Addison-Wesley, 1983. \$16.30. 288 pages.

If you're thinking about hooking your PC or compatible to a laboratory instrument (to read telemetry data, for example) or to another external device at home, in the office, or in the lab, this is the book for you. The authors give detailed instructions on how to accomplish all of this. Step-by-step instructions on connecting your PC to lights, relays, switches, thermostats, sensors, motors, laboratory displays, and other devices are included.

The book is written more for technical PC users than nontechnical ones, but the style is sufficiently clear to be usable by both audiences. The emphasis in the discussions is on how to design and build the interfaces necessary.

Schweider, Pete H. *How To Repair and Maintain Your Own IBM PC XT*. Carson City, NV: Personal System Publications, 1984. \$29.95. 192 pages. Hardcover.

This expensive yet well-written little tome contains some useful information about how to troubleshoot hardware problems with the XT (especially hard-disk problems). Sections of the book will be tough going for nontechnical XT users, while other parts have been clearly written for them. Technical users will find a decent amount of detailed information about the nature of hardware problems with the XT and how to solve them. The emphasis in this book is to provide straightforward information to get your broken XT back in running order.


Stone, Harold S. *Microcomputer Interfacing*. Reading, MA: Addison-Wesley, 1982. \$31.95. 383 pages. Hardcover.

This is a clearly written textbook that teaches you how to interface micro-

(continued)


PROUD.

To build a workstation good enough to put your name on, use the modular building blocks we put our name on. ACS, a company dedicated to the support of OEM's in pursuit of excellence.



ACS-1000

THE POWER . . . a single board SuperComputer that is **100% IBM XT compatible** from its mounting holes to its memory mapping, but with more speed: **4.7 and 8 MHz**. Floppy controllers and network communications are built right onto the motherboard along with a SASI hard disk interface and as much as **1 Meg** of memory.



GraphAx

THE GLORY . . . a graphics card (one card) with more than **20,000,000 pixels** of video memory powerfully arrayed in **5 planes (32 Colors)**. Driven by an on board graphics processor, this **2K x 2K** color card is compatible with most of the popular CAD/CAM packages . . . like AUTOCAD, PC Draft, GKS, and Tektronics Emulators . . . packages that run up to **5 times faster** and virtually eliminate re-draw by **zooming and panning** in memory instead of constantly recalculating.



Peacock


AN IMPRESSIVE DISPLAY
The Peacock high resolution monitor will put all this technology up front where it counts. With a horizontal scanning frequency of **33.5 KHz** and a bandwidth of **40 MHz**, this RGB monitor gives you a **1K x 1K** window on the world with profitable OEM pricing.

11.2746, 2.6737

If you're going to build a workstation, you might as well build the best. The people at ACS are ready to help. For more information, call or write:

ACS International
2105 Luna Rd. Suite 330
Carrollton, Texas 75006
214-247-5151
TLX 709748 ACS UD

In Canada:
Soltech Industries
9274 194th St.
Surrey, B.C. V2T4W2
604-888-2606



Inquiry 4

IBM XT, Autocad, PC Draft, & Tektronics are trademarks of IBM, Autodesk, PCT and Tektronics respectively. ACS-1000, GraphAx & Peacock are trademarks of ACS.

NOW YOU DON'T HAVE TO SEARCH YOUR MIND OR YOUR THESAURUS FOR THE RIGHT WORD

Now you can find the right word for your thought without taking your hands off the keyboard or your eyes off the screen. Just place your cursor on a word you want a better word for, pop up a window showing a list of alternatives, pick the one that works the best—and the new word replaces your old one automatically.

Introducing Word Finder™ a new computerized thesaurus with 90,000 synonyms for over 9,000 key words. No more looking it up, deleting and retyping.

Word Finder integrates itself within your word processor to function as you type or edit. Use it to clarify your meaning and improve your writing. It even maintains capitalization from old word to new.

Put Word Finder in your WordStar (3.0 to 3.31), WordStar 2000 Multimate, Word Perfect, Pfs:Write, Microsoft Word, IBM Writing Assistant or Easy Writer II now. It's fast, easy to install and operate, and it's not copy protected.

Do It Now For Only \$79.95 And Save A Bundle Off The Regular \$124.95 Price.

**WORD
FINDER™**
SYNONYM FINDER™

YES, I want the Word Finder. My check is enclosed for _____ including \$2.50 shipping (and NYS sales tax if applicable).

Charge my VISA/MC acct. # _____ Expres ____/____

Name _____ Phone _____

Company _____

Address _____

City _____ State _____ Zip _____

Word Processor _____ Computer/Op System _____

Writing Consultants™
A Division of Microlytics, Inc.™

Technplex Center, Suite 427, East Rochester, NY 14445 • Orders only: 800-828-6293
In NYS or for Info: 716-377-0130 • Dealers and distributors please call or write.

processors to memory, to I/O devices, and to other microcomputers. While this text is geared toward college juniors and seniors studying computer science or electrical engineering, the information it contains is well suited to the technical PC user who wants to know more about how the PC's components interface with each other.

One area emphasized is communications: connecting PCs to external networks, modems, and other data-communications devices. The text also covers the microprogramming necessary to enable the microprocessor to control external devices (real-time programming). The coverage extends to 8-bit microprocessors and the Intel 8086 16-bit processor. Despite the book's intended audience and technical bent, the author writes in an easy-to-read (albeit a bit dry) style. Although its price is on the high side, the information will be of interest to the technical user. The book also functions as a reference to the subject.

Williams, Gene B. *How To Repair and Maintain Your IBM PC*. Radnor, PA: Chilton Book Co., 1984. \$12.95. 220 pages.

This is considerably more affordable than the Schweider book, and the writing is a bit more accessible. Williams provides essentially the same information (the focus is the PC, rather than the XT). The audience is the nontechnical user who has a basic understanding of how the PC works. Technical detail is provided for those users who need it.

Zaks, Rodnay. *From Chips to Systems: An Introduction to Microprocessors*. Berkeley, CA: Sybex, 1981. \$17.95. 552 pages.

This book serves as a technical authority about how microprocessors are designed and work. Although the book covers more than the Intel 8088/8086 processor, the detailed information it provides makes it an important reference work for technical users of the PC. The discussion includes the PC

(continued)

INTRODUCING THE



“FRIENDLY SUPERPOWER”

Advanced Business Software That's on Speaking Terms with You!

Power or ease of use . . . until now, you had to choose. The more you had of one, the less you had of the other.

No longer. KnowledgeMan/2 was created to bridge the gap between simple, single-function programs and powerful integrated multi-function programs. KnowledgeMan/2 is powerful. But you don't have to be a computer wiz to tap that power. Easy-to-use menus help you until you're ready for direct commands. If you run into trouble, on-line help screens come to your rescue. Now both the casual user and the power user get everything you'd expect in a high-powered business software, with the best of both worlds—power and ease of use.

See KnowledgeMan/2 in action! For the name of the dealer nearest you, call or write MDBS, P.O. Box 248, Lafayette, Indiana 47902, 317/463-2581.

KNOWLEDGE
man/2[®]
THE UNIVERSAL KNOWLEDGE MANAGEMENT SYSTEM

KnowledgeMan/2 and MDBS are registered trademarks of Micro Data Base Systems, Inc.



microprocessor family's role in the microprocessor development cycle, moving from a history of microprocessors to a consideration of how microprocessors are used as the building blocks of microcomputers and how the microprocessor support components fit into the overall final product. If you want to know

more about how your PC works from a basic electronic level, start with this book and move on to some of the more specific listings below.

INTEL PC MICROPROCESSORS AND ASSEMBLY LANGUAGE

The IBM PC family features Intel microprocessors throughout the line. The oldest member

of the family, the PC, uses the Intel 8088 microprocessor chip, running at a clock speed of 4.77 MHz. This chip features an 8-bit external data path and an internal 16-bit architecture. The IBM PC XT uses the same Intel processor as does the ill-fated PCjr.

The newest member of the IBM PC line, the PC AT, uses a different microprocessor, the Intel 80286, to improve overall system performance (the 80286 is a true 16-bit microprocessor and is clocked in the AT at 6 MHz). The 8087 and 80287 floating-point coprocessor chips can also be used in the PC and AT, respectively, to improve the speed of numeric calculations (the software must be especially designed to use the instruction set of the coprocessors for numerically intensive operations).

Several manufacturers (AT&T, Compaq, etc.) of IBM PC-compatible microcomputers have chosen to use still other microprocessors from the Intel 80000 family to help ensure software compatibility with PC-DOS and MS-DOS operating systems, while improving overall performance. The two most prominent microprocessors in use are the Intel 8086 and the Intel 80186, both true 16-bit microprocessors. The following selection of books represents a sampling of the recent volumes devoted to the Intel 80000 microprocessors, their instruction sets, and their assembly languages.


Bradley, David J. *Assembly Language Programming for the IBM Personal Computer*. Englewood Cliffs, NJ: Prentice-Hall, 1984. \$21.95. 352 pages.

If you want to learn how to program in assembly language on your PC, you can start with this book. Bradley ties the concepts of assembly-language programming into those of high-level languages, including BASIC and Pascal, and assumes you have BASIC or Pascal programming experience. Novices may find the book tough going but not impossible.

Bradley presents his material in four sections, covering the fundamentals of PC operation; how the 8088 microprocessor works and what its instruction set is like; how to create, assemble, link, and run assembly language programs; and

(continued)

If lightning still scares you, you're using the wrong file manager.



Be sure. Btrieve™.

Lightning may strike. But it doesn't have to destroy your database.

Btrieve™ file management offers automatic file recovery after a system crash. So accidents and power failures don't turn into database disasters.

Your Btrieve-based applications will come up when the lights come back on.

Fast. Btrieve is lightning fast, too. It's written in Assembly language especially for the IBM PC. And based on the b-tree file indexing system, with automatic balancing and electrifying access speed.

The standard for networking.

Btrieve/N (network version) sets the standard for the industry's most popular LANs, including IBM's PC Network.

Fully-relational data management.

SoftCraft's entire family of products

gives you a complete, fully relational database management system. Rtrieve™ adds report writing capabilities. Xtrieve™ speeds users through database queries with interactive menus.

For professional programmers.

Btrieve is the fast, reliable answer for all your application development. In any development language—BASIC, Pascal, COBOL, C, Fortran, and APL. With Btrieve, you can develop better applications faster. And know they'll be safe if lightning strikes.



P.O. Box 9802 #917 Austin, Texas 78766
(512) 346-8380 Telex 358 200

Suggested retail prices: Btrieve, \$245; Btrieve/N, \$595; Xtrieve, \$195; Xtrieve/N, \$395; Rtrieve, \$85; Rtrieve/N, \$175. Requires PC-DOS or MS-DOS 1.X, 2.X, or 3.X. Now available for XENIX.



One out of every five letter-quality printers sold is made by Ricoh.

If that's not impressive enough, consider the fact that there are 127 printers on the market.

With 127 printers, made by over 35 manufacturers, the odds of one manufacturer getting 20% of the market aren't too big. How did Ricoh do it?

By making the reliable, state-of-the-art printers needed in today's computer

market. For example, Ricoh makes laser printers that can print up to twelve pages a minute. Thermal printers that do graphics in seven colors. And quiet daisy wheel printers.

We even make the scanners that transmit the copy and color pictures of *USA Today* all across the country for printing early every weekday morning.

So, if you'd like to increase your odds of getting the best printers on

the market, look into Ricoh's new line of printers and peripherals, backed by Ricoh's own national service organization.

RICOH®
We respond.

the uniqueness of the PC assembly language and applications written in assembly language.

Technical users will welcome the discussions of binary arithmetic and data representation. Bradley also covers the 8088 microcode, the special utilities available through the PC Macro Assembler, the additional data types and instructions provided by the 8087 coprocessor, and the registers of the 8088 and how addressing works. A generous use of assembly-language code examples makes the discussion easy to assimilate. Despite the technical nature of the topic, the writing style is clear and straightforward.

Dao, Lanny V. *Mastering the 8088 Microprocessor*. Blue Ridge Summit, PA: Tab Books, 1984. \$15.95. 330 pages.

This technical handbook is more of a reference book on the 8088 than a text to learn about its operation. Dao divides his discussion into several areas: the 8088 assembly language, the 8088 instruction set, integer-arithmetic logical functions, data movement, control transfer, and how to shift and rotate memory contents and addresses.

Mastering the 8088 Microprocessor is well organized and thorough. Discussion of hardware interfacing with the 8088 focuses on the minute level of pin-out signals. Dao also discusses the 80286 and 80186 chips and their instruction sets. He includes more than 20 sample assembly-language programs to illustrate the discussions.

Equipped with an extensive index and appendixes, this is an excellent technical reference to the Intel 8088 and 8086 microprocessors and how they work. The writing style is quite readable.

Khambata, Adi J. *Microprocessors/Microcomputers: Architecture, Software, and Systems*. New York: John Wiley and Sons, 1982. \$24.95. 577 pages. Hardcover.

Designed for classroom use, this book also functions as a technical reference book. It covers just about all the ground you can think of for

the technically oriented PC user. The text moves from an introductory chapter on digital computers to technical discussions of hardware architectural features of different microprocessors (the Intel 8088/8086 chips are used as examples) and how they interface with random-access read/write memory (RAM).

The 8088/8086 is further examined from the point of view of its functional parts, including its control and timing unit (CTU) and arithmetic and logic unit (ALU). How the microprocessor deals with serial and parallel I/O and direct memory addressing (DMA) is also covered, and there is a chapter on BASIC and how it is implemented.

This book is an excellent, easy-to-read introduction to the digital electronics that make the PC work.

Lafore, Robert. *Assembly Language Primer for the IBM PC and XT*. New York: New American Library, 1984. \$21.95. 501 pages.

This book from the Waite Group offers a practical introduction to implementing assembly-language code quickly and easily on the PC and PC XT. The discussion covers how PC Macro Assembler works and how to write macros and control peripheral devices with assembler routines.

Lafore teaches you to write one-line programs using the debugger and DOS function calls. From there, the discussion moves to the Macro Assembler and how to write and assemble longer programs. Numerous sample programs and troubleshooting help are provided throughout the book. The book moves you to consider more interesting assembler projects as you learn more about the language (one project, a program to create color graphics and sound effects on the PC, is particularly entertaining).

Lafore has written for the PC programmer who has some familiarity with BASIC programming and DOS but who is not necessarily a sophisticated technical user. Overall, the style and structure of this book work well.

Metcalf, Christopher D., and Marc Sugiyama. *Compute!'s Beginners Guide to Machine Language on the IBM PC and PCjr*. Greensboro, NC: Compute! Publications, 1985. \$14.95. 330 pages.

Another guide to assembly language on the IBM PC, this book serves as both a reference guide and a learning text. Specific instruction is provided for EDLIN, DEBUG, LINK, and ASM. A separate section discusses using assembly-language routines from Pascal programs to improve their performance.

The authors provide a number of source-code listings to help in learning the language, most of which are heavily commented. The use of the stack and of subroutines is covered, as is a complete description of the 8088 instruction set and addressing modes.

Characterized by a clean style, with plenty of detailed explanations, this book provides a good introduction to PC assembly language for the technical user who has had some previous programming experience with high-level languages. Nontechnical users would be better off starting with a simpler introduction to assembly language, such as that found in the Markowsky book listed above.

Morgan, Christopher, and Mitchell Waite. *8086/8088 16-bit Microprocessor Primer*. New York: McGraw-Hill, 1983. \$21.95. 355 pages.

This book is a very readable introduction to a complex technical topic. Morgan and Waite have put together a useful book (as a reference and as a self-teaching text) about the 1983 state of the art in microprocessor technology, using the Intel 8088 and 8086 as examples.

The authors explain how the 8088/8086 works, how 16-bit memory access and memory management differs from the 8-bit variety, and how coprocessors (e.g., the 8087) can be used to speed up system performance. There is also a discussion of multiprocessing and how it is implemented at the microprocessor level.

(continued)

Commodore® Accessories



RS232 Adapter for VIC-20 and Commodore 64

The JE232CM allows connection of standard serial RS232 printers, modems, etc. to your VIC-20 and C-64. A 4-pole switch allows the inversion of the 4 control lines. Complete installation and operation instructions included.

• Plugs into User Port • Provides Standard RS232 signal levels • Uses 6 signals (Transmit, Receive, Clear to Send, Request to Send, Data Terminal Ready, Data Set Ready).
JE232CM \$39.95

VOICE SYNTHESIZER FOR COMMODORE VIC-20 AND C-64

Plug-In - Talking in Minutes!
JE520CM \$99.95

TRS-80 Accessories

MPI 5 1/4" DISK DRIVE

• Use as a second disk drive • Single-sided • Single/double density • Full-height drive • 48 TPI • Documentation included • Weight: 3.7 lbs.

MPI51S \$89.95

EXPAND TRS-80 MEMORY

TRS-80 MODEL I, III

Each Kit comes complete with eight MM5290 (JUP41674116) 16K Dynamic RAMs and documentation for conversion. Model I: 16K equipped with Expansion Interface can be expanded to 48K with 2 Kits. Model III: Can be expanded from 16K to 48K using 2 Kits. Each Kit will expand computer by 16K increments.

TRS-16K3 200ns (Model III) \$6.29
TRS-16K4 250ns (Model I) \$5.49

TRS-80 COLOR AND COLOR II

Easy to install. Kits come complete with 8 each 1164H-200 (200ns) 64K Dynamic RAMs and documentation for conversion. Converts TRS-80 Color Computers with D, E, ET, F and NC circuit boards to 2K. Also converts TRS-80 Color Computer II to 64K. Full DOS or OS-9 required to utilize full 64K RAM on all computers.

TRS-64K-2 \$11.95

Update! TRS-80 MODEL IV, 4P Update!

Easy to install. Kits come complete with TRS-64K-2 (8 ea. 4164M-200 (200ns) 64K Dynamic RAMs), TRS-64K-2PK (8 ea. 4164-5 plus PAL chip and documentation for conversion).

TRS-64K-2 Expands Model IV from 16K/64K or Model IV & 4P from 64K/128K (w/Mem. Disk) \$11.95
TRS-64K-2PAL Expands Model IV (w/Black & White Monitors only) from 64K to 128K \$29.95

TRS-80 Model 100 • NEC • Olivetti

Easy to install. Module plugs right into the socket increasing memory in 8K increments. Complete with module and documentation for installation.

M100BK (TRS-80 Model 100 Expansion) \$39.95 ea. or 3 for \$99.95

NEC8KR (NEC PC-8201A & Olivetti M10) \$39.95 ea. or 3 for \$99.95

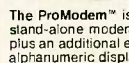
NEW! NEW! TANDY 200 NEW! NEW!

NEW! Easy to install. Module plugs right into the socket increasing memory in 24K increments. Complete with module & documentation for installation.

M200R (Tandy 200 Expansion) \$149.95 ea. or 2 for \$274.95

PROMETHEUS MODEMS

Intelligent 300/1200 Baud Modem with Real Time Clock/Calendar



The ProModem™ is a Bell 212A (300/1200) intelligent stand-alone modem with command set compatible plus an additional extended command set. Shown with alphanumeric display option.

PM1200 RS-232 Stand-Alone Unit \$299.95

OPTIONS FOR ProModem 1200

PM-COM (ProCom Communication Software) \$79.95
Please specify Operating System.

PM-OP (Options Processor) \$79.95

PMO-64K (Options Processor Memory - 64K) \$ 8.49

PM-ALP (Alphanumeric Display) \$79.95

PM-Special (Intel Options Processor, 64K Memory and Alphanumeric Display) \$149.95

DATA BOOKS

- 30009 **Intel® Data Book (1984)** \$9.95
Complete Line (985 pages).
- 30013 **Zilog Data Book (1984)** \$9.95
Microprocessors and Support Chips (849 pages).
- 210830 **Intel Memory Components Hndbk. (1983/84)** \$14.95
Contains all Application Notes, Intel's Floating-Point, Data Storage & other design information on Intel's RAMs, DRAMs, EPROMs, EEPROMs and Bubble Memories (880 pages).
- 230843 **Intel Microsystem Components Hndbk. (1982/84)** \$19.95
Contains Data Sheets on all of Intel's Microprocessors & peripherals - 2 volumes (2575 pages).
- 30022 **National Logic Data Book Set (1984)** \$24.95
Volumes I & II (1385 pages).
Contains information on National's TTL product line and CD4000 family. This includes 7400, 74L, S, AS, LS and ALS Series devices, and MM54NC/74NC/54MCT/74MCT High Speed Micro CMOS family, MM54C/74C family and CMOS LSII/VLSI.

Muffin-Style & Sprite-Style Fans

- MUF60 (SPN3-15-2462) Howard Industries (4.68" sq., 80cfm) \$9.95
- SU2C7 Reverse Flow EG&G Poltron (3.125" sq., 32cfm) \$9.95

******* APPLE® Accessories *******

JAMECO's APPLE® Compatible Products



16K RAM Card (Language Card) For Apple II and II+

The JE68 RAM Card gives the Apple II and II+ computers an extra 16K of RAM. Fully compatible to Microtron's BasicRAM Acquisition 200, CP/M and Pascal. Complete with instructions. Key (a,b).
JE680 (ARC 16KMEM-1) \$39.95



Controller Card For Apple II, II+ & IIe

The JE875 is a standard Apple® Controller Card. It provides an easy-to-use interface for the Apple II, II+, and IIe. Easy to install. Complete with instructions. Key (a,b).
JE875 (ACG-1) \$49.95



80-Column plus 64K RAM for Apple IIe

The JE884 is an enhanced 80-column/48-line RAM Card. It provides an easy-to-use interface for the Apple IIe. Easy to install. Complete with instructions. Key (a,b).
JE884 \$69.95

Five Key Software Programs! For Apple II, II+ and IIe*

The JE888 is functionally compatible with the Apple II language card and can be utilized with all software that can be used with a standard 16K card. The JE888 requires no modifications to your Apple computer. Five key software programs are included: Memory Management System, utilities, diagnostics, demos, and RAM disk emulators for DOS 3.3, CP/M and Apple Pascal. Also features DOS relocation. Complete with instructions. Key (a,b).
JE888 (Expand-A-RAM) \$119.95

Apparatus Diagnostic Disk Controller Card Prevents Crashes! For Apple II, II+ and IIe*

The JE877 serves as a diagnostic tool. An apparatus diagnostic card with a dual disk drive controller. The JE877 will verify and check the operating hardware of your system each time you turn on your Apple II, II+, or IIe. Test your RAM, ROM, CPU, and disk drives. Diagnostic routines may be cancelled at the touch of a key. Complete with instructions. Key (a,b).
JE877 (DRV-1/Appurulence II) \$69.95

Parallel Printer Card For Apple II, II+ and IIe*

The JE880 Printer Interface board is an intelligent interface to most of today's popular dot-matrix graphics printers. The JE880 is fully compatible with Apple II, Apple Pascal (or FORTRAN), and most other operating systems and software packages available for Apple II, II+ and IIe. The JE880 is shipped configured for the Centronics standard and can be re-configured for other standards if necessary. Advanced test printing features include: video screen echo ON or OFF, adjustable linefeed after carriage return, set/clear the 8th bit of the output data, set off margin and more! Complete with instructions. Key (a,b).
JE880 (PRT-1) \$59.95

Parallel/Serial Buffer Card For Apple II, II+ and IIe*

The JE883 provides the user with up to 64K of additional or buffered memory (18 pages of information). Using the parallel jumper cable supplied, the JE883 will attach to the JE880 (above). Parallel Card needed for operation. The JE883 includes a standard parallel input with both parallel and serial (RS232) buffered outputs. With these features you may access and buffer information to two types of printers (one serial, one parallel) simultaneously. Complete with instructions. Key (a,b).
JE883 (P/S Buffer) \$79.95

EPROM PROGRAMMERS

JE670 GANG EPROM PROGRAMMER 8K TO 512K (E)EPROMS

The JE670 is a stand-alone programmer that gang programs most EPROMs and EEPROMs (up to 512K) from your Master IC. Operation is simple, foolproof and fast. Capacity up to 10 EPROMs at one time. Status indicator for each socket.

- Fully automatic Blank-testing, Programming and Margin-testing EPROMs.
- Fully automatic verification against Master, both after Programming and during Margin-testing (in two VCC's).
- Uses "Intelligent" algorithms to minimize programming times.
- All device sockets are Zero Insertion Force Testsocket® Sockets.

OPERATION: The JE670 Gang Programmer is fully operated with just 4 pushbuttons. Operation is simplified by employing Jumper Modules (J) Series for the different type devices. The JE670 is ideal for production programming and testing of IC's. Input: 115VAC, 50Hz, 15W. Size: 15 1/2" L x 8 1/2" W x 3 1/4" H. Weight: 6.8 lbs.

JE670 GANG (E)EPROM PROGRAMMER (Assembled & Tested) Includes JUM G16A Module \$695.00

JE670 JUMPER MODULES "G" SERIES (PERSONALITY MODULE) Partial Listing - New JMs To Be Announced

JUMPER NO.	DESCRIPTION	PRICE
JM G8A	2716 (8pin) 2716 (8pin) National, etc.	\$19.95
JM G16A	2716 (16pin) 2716 (16pin) NEC, etc.	\$19.95
JM G22A	2732 (22pin) NEC, National, etc.	\$19.95
JM G38B	2732 (38pin) NEC, National, etc.	\$19.95
JM G32C	26C02 (32pin) Toshiba, TI, National, etc.	\$19.95
JM G44A	2716 (16pin) NEC, TI, etc.	\$19.95
JM G13A	2716 (16pin) S&W	\$19.95
JM G16A	2816 (16pin) Intel, Rockwell, Xicon, etc.	\$19.95
JM G18B	2817 (18pin)	\$19.95

JE664 EPROM PROGRAMMER 8K TO 64K EPROMS

The JE664 EPROM Programmer is completely self-contained - requires no additional systems for operation.

- Emulates PROMs or EPROMs
- Programs and verifies EPROMs
- Checks for properly erased EPROMs
- Loads data into internal RAMs by keyboard. EPROM by computer via RS232 option. • Compares & copies EPROMs

OPERATION: The JE664 EPROM Programmer emulates and programs various 8-bit word EPROMs from 8K to 64K bit memory capacity. The JE664's RAMs may be accessed for emulation purposes from the panel's test socket to an external microprocessor. "Data" & "Address" displayed in convenient hex format. Input: 115VAC, 60Hz, 10W. Size: 15 1/2" L x 8 1/2" W x 3 1/4" H. Weight: 6.8 lbs.

JE664-A EPROM Programmer (Assembled & Tested) Includes JUM 16A Module \$795.00

JE665 - RS232 INTERFACE OPTION - The JE665 RS232C interface option implements computer access to the JE664's RAM. This allows the computer to manipulate, store and retrieve EPROM data to and from the JE664. A sample program using a computer in MASM/C or C/PW languages. Documentation is provided to allow the software to be used on other computers with an RS232 port. \$600.00. Input: 115VAC, 60Hz, 10W. Size: 15 1/2" L x 8 1/2" W x 3 1/4" H. Weight: 6.8 lbs.

JE664-ARS EPROM Programmer w/JE665 Option (Assembled & Tested) Includes JUM16A Module) \$995.00

JE664-ARS-CP JE664-ARS Communication Program (5 1/4" Disk & User's Instructions) \$49.95

JE664-CP CABLE Cable for IBM-PC to JE664-ARS Programmer (Shoed Cable & Connectors) \$29.95

EPROM JUMPER MODULES - The JE664's Jumper Module (Personality Module) is a plug-in module that pre-sets the JE664 for proper programming. Select the EPROM and compare the EPROM socket connections for that particular EPROM.

JE664 EPROM JUMPER MODULE NO.	EPROM	Programming Voltage	EPROM MANUFACTURER	PRICE
JM60A	2708	25V	AMD, Motorola, National, Intel, TI	\$14.95
JM61A	2716	25V	Intel, Motorola, National, NEC, TI, AMD, Microware, TI, Hitachi, ONI	\$14.95
JM62B	2732	25V	AMD, Fujitsu, NEC, Hitachi, Intel, Mitsubishi, National	\$14.95
JM63C	2756A	25V	Fujitsu, Intel	\$14.95
JM64A	MC68016A, MC68016B, MC68016C	25V	Intel, Motorola	\$14.95
JM64B	2764	25V	Intel, Fairchild, Oki	\$14.95
JM64C	1MS2564	25V	TI	\$14.95
JM64E	2716A	12.5V	Intel, AMD, etc.	\$19.95

Jameco's New 1986 Catalog!

Filled with New Products, Reduced Pricing and Valuable Pin-out Data.

Send \$1 Postage for FREE 1986 Jameco Catalog!

\$10 Minimum Order - U.S. Funds Only • CA Residents: Add 6% Sales Tax • Spec Sheets - 30¢ each Shipping: Add 5% plus \$1.50 Insurance • Send \$1 Postage for FREE 1986 Jameco Catalog • Prices Subject to Change • Free!

MasterCard **Jameco ELECTRONICS** VISA

1355 SHOREWAY ROAD, BELMONT, CA 94002
PHONE ORDERS WELCOME - (415) 592-8097 - Telex: 176043

IBM® Accessories

IBM PC/XT Compatible Keyboard



IBM-5151 (Equivalent to Keytronic's® 5151) \$129.95

Additional Add-Ons Available!

MEMORY EXPANSION KITS

IBM PC, PC XT and Compatibles

The IBM® Kit will increase memory in 64K byte increments. The Kit is simple to install - just insert the 9 - 64K RAM chips in the provided sockets and set the 2 groups of switches. Conversion documentation included.

IBM64K (Nine 200ns 64K RAMs) \$9.95

IBM PC AT

Each kit comes complete with nine 128K dynamic RAMs and documentation for conversion.

IBM128K (Nine 250ns 128K RAMs) \$79.95



IBM PCXT Equivalent 130 Watt Power Supply

UPGRADE YOUR PC!

• Input: 110V @ 60Hz • Output: +5VDC @ 15A, -5VDC @ 0.5A, +12VDC @ 4.2A, -12VDC @ 0.5A • Plug compatible connectors • Fits into IBM PC • Weight: 6 lbs.

IBM-PS \$119.95

Prometheus Modems

The ProModem 1200B/BS is a 1200/300 baud modem card which plugs into IBM PC and XT. Provides a third serial port. Two versions available: 1200B (without software) and 1200BS (with software). The PM1200BS is supplied with powerful MITE communications software from Mycroft Labs.

PM1200B (without Software) \$239.95

PM1200BS (with MITE Software) \$274.95

IBM Compatible! DISK DRIVES



Documentation Included

RFD480 (Remex 5 1/4" DS full-ht.) \$ 79.95

FD550 (Teac 5 1/4" DS half-ht.) \$119.95

SA455 (Shugart 5 1/4" DS half-ht.) \$109.95

TM100-2 (Dunham 5 1/4" DS full-ht.) \$129.95

5 1/4" DISK DRIVE ENCLOSURES

Complete with power supply, switch, power cord, fuseholder and connectors

DDE-1FH (Houses 1 full-ht. 5 1/4" floppy drive) \$ 69.95

DDE-2HH (Houses 2 half-ht. 5 1/4" floppy drives - vertical) \$ 79.95

HDDE-1FH (Houses 1 hard drive) \$219.95

General Application Keyboards

Mitsumi 54-Key Unencoded All-Purpose Keyboard



• SPST keyswitches • 20 pin ribbon cable connection • Low profile keys • Features: cursor controls, control caps (lock), function, enter and shift keys • Color (key-caps): grey • Weight: 1 lb. • Pinout incl. • Size: 13 1/8" L x 4 1/4" W x 3 3/4" H

KB54 \$14.95

74-Key ASCII Cherry Keyboard



• 7-bit parallel ASCII • Full Upper Case, Full Lower Case except i, m, n, o and p • Cursor keypad • SPST mechanical keyswitches • 26-pin header connector • Color: white • Size: 18" L x 6 1/2" W x 1 1/4" H • Spec included

KB8201 (1700 available) \$19.95

UV-EPROM ERASER

8 Chips - 21 Minutes



1 Chip - 15 Minutes

Erases all EPROMs. Erases up to 8 chips within 21 minutes (1 chip in 15 minutes). Maintains constant exposure distance of one inch. Special conductive foam liner eliminates static build-up. Built-in safety lock to prevent UV exposure. Compact - only 9.00" L x 3.70" W x 2.60" H. Complete with holding tray for 8 chips.

DE-4 UV-EPROM Eraser \$74.95

UVS-11EL Replacement Bulb \$16.95

Finally, the book surveys the most recent programming languages available on 8088/8086-based machines. The information contained here will be of more interest to technical audiences, although the writing is sufficiently clear.

Palmer, John F., and Stephen P. Morse.

The 8087 Primer. New York: John Wiley and Sons, 1984. \$16.95. 224 pages.

While this book, too, is aimed at the technical audience, the authors explain the subject in clear detail. The Intel 8087 coprocessor chip is analyzed from several different angles: its architecture, how it's programmed (its instruction set), and its

usefulness to applications programs.

The authors are the inventors of the 8086 and 8087 chips, so their knowledge of the coprocessor is unsurpassed. The book explains how to program the 8087 for quick numeric computations. The interface between the 8087 and 8088/8086-based machines is also detailed. The authors also delve into the interface of the 8087 with high-level languages and discuss how to program and optimize Pascal and FORTRAN code for the 8087. The writing style is a bit clinical, but still usable.

Rector, Russell, and George Alexy. *The 8086 Book*. Berkeley, CA: Osborne/McGraw-Hill, 1983. \$16.99. 624 pages.

"Copious coverage" is the best way to describe this book. The authors cover virtually all the technical aspects of the 8088/8086 microprocessors used in the IBM PC and compatibles. The major topic of the book is the Intel 8088/8086's instruction set. Well over half of this large book's pages are devoted to that topic.

Rector and Alexy wrote this book as a solid reference text for the 8088/8086. In this they have succeeded admirably. But the book goes beyond its reference format and is also useful for learning about 8088/8086 assembly language, the differences in the data buses of the 8088 and 8086 (and how that affects assembly-language programming and I/O), and a three-chapter discussion of the electrical-engineering concepts that drove the design and implementation of the 8088/8086 chips.

The largest single failing in this book is its organization and how background information is incorporated into chapters that require it. Even technically oriented readers will find that certain assumptions are made about prior knowledge that are unwarranted in a book with this broad a scope. A related problem is the order of presentation. Chapters that seem better placed at the

(continued)

ZeroDisk ZeroDisk ZeroDisk

Run Protected Software from a Hard Disk.

ZeroDisk lets you run dozens of popular business software packages without floppies. Call us for the latest list of software it handles. ZeroDisk needs an IBM PC or XT or AT or compatible, running under DOS version 2.0 or higher. It occupies 10k bytes of memory. ZeroDisk is not copy-protected.

ZeroDisk is revised monthly. You may get revisions for an \$18 US trade-in fee.

To order ZeroDisk, send a check for \$75 US, or call us with your credit card. We will ship the software within a day.



Quaid Software Limited

45 Charles Street East
Third Floor
Toronto, Ontario M4Y 1S2
(416) 961-8243

MARK WILLIAMS' C PROGRAMMING SYSTEM

Those who insist on C compiler performance
are very big on Mark Williams.

And the compiler is just part of our total C Programming System.

NEW 3.0
ENHANCEMENTS

These and other powerful utilities now *included* in the C Programming System:

- make: compiles only what's necessary from multiple modules, a powerful programming discipline
- diff: identifies differences between two files
- m4: macroprocessor expression editing and substitution
- egrep: extended pattern search
- MicroEMACS: full screen editor with source

COMPILER FEATURES

- Runs under MS-DOS
- Full Kernighan & Ritchie C with recent extensions including void and enum
- Register variables for fast, compact code
- Full UNIX™ compatibility and complete libraries
- Large and small memory models
- MS-DOS linker compatibility
- 8087 Support
- One-step compiling
- English error messages
- ROMable code
- Linker, assembler, archiver
- Extensive third party library support

csd C SOURCE DEBUGGER

- Debugs at C source level without assembly language
- Separate evaluation, source, program and history windows
- Can execute any C expression
- Capabilities of a C interpreter, but runs in real time
- Set trace points on any statement or variable

Mark Williams' C compiler has earned a place in some very big companies for some very good reasons: it proves the benchmarks right with the speed, code density, consistent performance and expert support required in professional development environments.

But a total development tool shouldn't stop with compiling. Or go on and on with extras that add up and up.

Only Mark Williams' C Programming Systems *includes* the csd C Source Debugger with true source level debugging to speed your programming job.

And only Mark Williams' new 3.0 version *includes* utilities like "make" to make quick work of even the largest projects.

From source code to final product, only one takes you all the way: Mark Williams' C Programming System.

All for only \$495. Ask about our 30-day money back guarantee when you call

1-800-692-1700 to order today.*

You'll be big on the total C Programming System from Mark Williams, too.

 Mark Williams Company

1430 West Wrightwood
Chicago, Illinois 60614

© 1985 Mark Williams Company
UNIX is a registered trademark of Bell Labs.

*In Illinois call 312-472-6659.

WRITE YOUR OWN APPLICATIONS IN LESS THAN 1 HOUR

WITH



Generate entire applications, including reports and menus, from start to finish with amazing speed.

- 300 fields per logical screen, 4 physical screens per logical screen.

- Screens are compiled, not interpreted.

- Predefined I/O types of String, Real, Integer, Phone and Date. User definable types.

- Bullet-proof Data Entry.

- Generates entire Database programs with Add, Change, Inquire, Delete and Backup functions predefined.

- Includes algorithm (and uses) resident Binary Tree indexing for no wait lookups. Easy to change to other methods.

Visit us at Comdex, Booth #H8142.

- Generates easily modifiable code.

- Completely menu driven.

- Includes Database Generator, Report Generator, Menu Generator, and I/O Function Generator (to define additional I/O types similar to phone and data types, which are predefined).

REQUIRES: Turbo Pascal and PC-DOS 2.0 or higher. Soon available on MS-DOS.

\$59.95 unprotected (includes postage and handling)

CALL TOLL FREE 1-800-JMC-8667
or 1-404-736-8265

JMC Research, Inc.
803 Eisenhower Drive
Augusta, Georgia 30904



beginning of the book are wedged in toward the end, after the meat of the technical discussion has been presented.

The overall content is good, however, and the writing style is readable, but the structural problems will probably limit this book's usefulness to mostly a reference role.

Startz, Richard. *8087: Application Programming for the IBM PC and the Other PCs*. Bowie, MD: Robert J. Brady Co., 1983. \$22.95. 276 pages.

This is a first-rate book. Startz has provided a comprehensive overview of the 8087 coprocessor and how it's programmed. The discussion is useful for both 8087 assembler programmers and users of applications that work with the 8087. The text includes a nontechnical overview of the capabilities of the 8087, including speed benchmarks and buying guidelines for software that uses the 8087.

For programmers, Startz gives the full technical details on the 8087 and its instruction set and how to call 8087 routines from 8088 code and from BASIC programs. The discussion also covers matrix arithmetic, how linear systems work in comparison to nonlinear ones, and a guide to incorporating the 8087 into statistical-analysis programs.

Of all the technical books read for this article, this book was one of the easiest to read, and its style and structure made reading it from cover to cover a pleasure.

Yeung, Bik Chung. *8086/8088 Assembly Language Programming*. New York: John Wiley and Sons, 1984. \$19.95. 265 pages.


Less technical in its style and content than some of the other 8000-family assembly-language books reviewed here, this book still manages to cover the material from a solid technical viewpoint. The book is aimed at the programmer who has had some experience programming in high-level languages on the PC and compatibles (the ACT

(continued)

DataSaver⁴⁰⁰[®]

Standby UPS

Power protection for high-level microcomputers with peripherals, multi-tasking systems, and communication networks is here, now, with the 400 Watt DataSaver. Placed between the desktop computer and system monitor, the DataSaver 400 features a master power switch directing four power outlets. 2-stages of overvoltage transient suppression and built-in, automatically recharged batteries stand by to assure clean, uninterrupted power for the five minutes you might need to shut down before the power shuts off. 90 and 200 Watt models available




Cuesta Systems Corporation
3440 Roberto Court
San Luis Obispo, CA 93401

©1985, Made in U.S.A.

Write or call 805/541-4160
Dealer, O.E.M. Inquiries invited

Hayes sets the standard for personal computer communications. Again. Smartmodem 2400.™



The new fast mover from Hayes. The telecomputing leader. When it comes to communications products for personal computers, we're the leader! Hayes Smartmodem 1200™ set the industry standards for quality, reliability and performance.

Now our new, faster Smartmodem 2400 goes even further to lower telephone line costs and improve user productivity. So, at twice the speed of a 1200 bps modem, it quickly pays for itself in any high-volume communications operation.

Smartmodem 2400 provides a quick link to minis and mainframes. Both synchronous and asynchronous transmissions are supported by an advanced version of the well-known Hayes "AT" command set. You can download from the IBM mainframe at the home office. Send data to the mini upstairs. And guarantee accurate transmission with information services.

With worldwide communications in mind, Smartmodem 2400 was designed to meet CCITT international standards. It provides a fast, cost-effective way to transmit data between approved countries.

New version of Hayes Smartcom II® communications software creates a complete telecomputing system with Smartmodem 2400. Our new Smartcom II, Version 2.1, is available for the IBM* PC and many popular compatibles. Smartcom II makes the most of Smartmodem's exceptional features, at the same time it makes communicating easy for you. And, if you're currently using an earlier version of Smartcom II, Hayes offers a \$25 upgrade to Version 2.1.

So if you're looking for ways to streamline your communications, see your authorized Hayes dealer right away. For a hands-on demonstration of Smartcom II and our new Smartmodem 2400. Guaranteed to get you moving fast!

Hayes Microcomputer Products, Inc., 5923 Peachtree Industrial Blvd., Norcross, Georgia 30092. 404/441-1617.

Smartmodem 2400

- Direct connect • Asynchronous and synchronous communications
- Accommodates Hayes-compatible modems of slower speeds
- Meets CCITT worldwide standards • Keyboard control of all communications parameters • High speed indicator • Voice/data capabilities • Call progress monitoring • Two-year limited warranty with optional four-year extended warranty available.

Smartcom II

- Hayes Verification and XMODEM protocols • Emulates DEC* VT52 and VT100/102 • Totally unattended operation • Voice/data capabilities.

Hayes®

Smartcom II is a registered trademark and Smartmodem 2400 and Smartmodem 1200 are trademarks of Hayes Microcomputer Products, Inc. *Trademarks of their respective companies. ©1985 Hayes Microcomputer Products, Inc.

WHY SETTLE FOR DOT-MATRIX PRINTING?

When you can have dot-matrix
Typesetting!
Typesetting!

DISCOVER
LePrint™

Typesetting for Your Dot-Matrix
or Laser Printer

Only \$149

(includes 5 standard type styles;
9 additional styles just \$19 each)

Ask your dealer for a LePrint demonstration and copies of our free 8-page brochure and type style catalog. If you prefer, call us toll-free for more information or use your credit card to order direct with our 30-day refund offer.

Call Toll-Free
800-LEBAUGH

(800-532-2844)
In Nebraska 402-733-7600
Telex 62904952



LeBaugh Software Corp
2720 Greene Avenue
Omaha, Nebraska 68147

Copyright © 1985 LeBaugh Software Corp. Ad printed by LePrint. LePrint and LeBaugh are trademarks of LeBaugh Software Corporation. IBM is a registered trademark of International Business Machines Corporation.

Typesetting!
Typesetting!
Typesetting!

Create professional-looking documents

Typesetting creates a favorable impression and increases the readability of your material, while capturing attention far better than conventional dot-matrix printing.

LePrint software turns your dot-matrix printer into your own personal typesetting machine, helping you produce better quality . . .

- reports brochures presentations
- newsletters letters sales proposals
- advertisements manuals announcements

. . . almost any kind of document you can imagine.

Be expressive with our 14 styles!

With LePrint you have a variety of expressive styles at your fingertips. Only LePrint gives you total control over the character size, you are not limited to one or two fixed sizes. From tiny 1/12th inch to massive full-page letters and anywhere in between, LePrint provides exceptionally clean, crisp characters. Of course you can freely mix styles and sizes within the same document or even on the same line!

- For the IBM® PC and compatible computers
- Supports most popular dot-matrix printers

BIBLIOGRAPHY

Apricot is also used in programming examples) and who now wants to learn PC assembly language.

In 18 well-packed chapters, Yeung covers all the necessary topics, from an introduction to the MS-DOS toolkit to how to use the assembler for Boolean instructions. Material includes data manipulation, binary arithmetic, program branching and looping, string manipulation, sub-programming, and direct I/O. The author also discusses macros, as well as how to interface assembly-language programs with BASIC. This is a good text on PC assembly language and can also function as an assembly-language reference manual.

HIGH-LEVEL LANGUAGES

The IBM PC and its compatibles can work with a wide variety of high-level programming languages (through PC- and MS-DOS and CP/M-86). BASIC (interpreted and compiled), Pascal, FORTRAN, COBOL, LISP, C, and many others have all been written for the PC. The books listed here teach some aspects of high-level language programming on the PC while maintaining a technical focus.

Brown, Jerald R., and LeRoy Finkel. *IBM PC Data File Programming*. New York: John Wiley and Sons, 1984. \$14.95. 367 pages. Also available with a disk of BASIC programming examples for \$39.95.

This text is a complete, accessible study guide for creating, using, and modifying BASIC data files on the PC. The book lists a number of ready-to-run BASIC subroutines that perform a variety of file access methods useful in building business applications in BASIC on the PC. These same routines are also available on disk for an additional charge.

Nashelsky, Louis, and Robert Boylestad. *IBM PC/XT BASIC Programming and Applications*. Englewood Cliffs, NJ: Prentice-Hall, 1984. \$14.95. 304 pages.

A complete book of programming methods and how to build BASIC

(continued)

The Personal
EE/EPROM
Programmer

FOR YOUR
IBM P.C.

\$395.00

PLUS POSTAGE
& HANDLING

With Shooter
You Aim Low
in Price and High
in Quality!

- RS-232 Port. Works with any computer or terminal.
- Stand-Alone. Copies & verifies.
- 128K RAM Buffer.
- Upload / Download in Intel or Motorola Hex format.
- 90 Day Warranty.
- UV Erasers from \$49.95.



1-800-EE1-PROM (331-7766)
FLA. (305) 974-0967 • TELEX: 383142 LOGICALTX
1321 E N.W. 65th PLACE, FT. LAUDERDALE, FL 33309

CONROY-LAPOINTESM INC. #BB31

© 1984, 1985 by Conroy-LaPointe, Inc. All Rights Reserved

LOW PRICES TO PROFESSIONALS WHO KNOW WHAT THEY WANT AND KNOW HOW TO USE IT!

ALL MAIL: Conroy-LaPointe, Inc.
12060 SW Garden Place, Portland, OR 97223

TO ORDER, CALL (800) 547-1289 TELEX 910 380 3980

HARDWARE & PERIPHERALS FOR YOUR IBM

STOP WAITING
ALL ORDERS ARE NOW SHIPPED 2nd DAY AIR VIA **FEDERAL EXPRESS**

COMPUTER SYSTEMS



MAGNUM
PC/XT
\$995

640K, Two 360K Drives
Plus: MS-DOS 2.11, Parallel Port,
2 Serial Ports (RS 232C), Clock/Calendar,
Floppy Drive & Tape Backup Controller,
5 slots, 135 Watt Power Supply, 8087
optional, Selectric PC/AT Style Keyboard,
w/1 Floppy & 10 meg Hard Drive **\$1595**

Please call for other configurations
Above prices do not include video card or monitor

FLOPPY & HARD DRIVES

CDC, 360K DS/DD DISK DRIVE
Limited 30 day warranty
Call for quantity prices
Full Height **\$119**
Half Height **\$ 89**



	LIST	CONROY
CDC, Internal 20 meg kit FOR AT	\$1695	\$1195
CORE INT'L, Atpius 20 meg kit FOR AT	\$1595	\$1195
Atpius 30 meg kit FOR AT	\$2495	\$1875
IRWIN, 10 meg Tape Backup System	\$ 795	\$ 449
10 meg Tape cartridges (by 3M)	\$ 25	\$ 19
KAMERMAN, 20 meg kit w/controller	\$ 995	\$ 695
Masterlight 10 meg w/controller	\$2295	\$1795
SEAGATE, 10 meg w/controller	\$ 745	\$ 459
20 meg w/controller	\$ 895	\$ 619
TALLGRASS, 24 meg disk, 60 meg tape, inf.	\$3495	\$2490

MONITORS

AMDEK, Color 300 - Comp/Audio	\$ 349	\$ 239
Color 500 - Comp/VCR/RGB/Audio	\$ 525	\$ 319
300A - 12" Amber/Comp	\$ 199	\$ 129
300G, 12" Green/Comp	\$ 179	\$ 119
310A, 12" Amber (IBM)	\$ 230	\$ 159
PRINCETON, HX-12 - Hi Res/RGB	\$ 795	\$ 445
SR-12 - Hi Res/RGB	\$ 799	\$ 599
MAX-12 - Amber (IBM)	\$ 249	\$ 179
ZENITH, ZVM-1220 - 12" Amber/Comp	\$ 159	\$ 109
ZVM-1230 - 12" Green/Comp	\$ 159	\$ 109
ZVM-124 & ZVM-135	15-25% OFF	

OTHER HARDWARE

	LIST	CONROY
AST, SixPak Plus, 64K	\$ 995	\$ 239
SixPak Plus, 384K, S/P/CC + S/W	\$ 999	\$ 269
Preview™ Graphics Card w/para. 64K	\$ 595	\$ 445
Advantage™ Multif. Bd. for AT, 128K	\$ 595	\$ 445
I/O Plus II, S/P/CC	\$ 215	\$ 169
CENTRAL POINT, PC Option Board	\$ 95	\$ 81
COMX, 130 Watt Power Supply	\$ 179	\$ 93
EVEREX, Graphics Edge	\$ 499	\$ 309
The Edge, Color/Mono Board	\$ 399	\$ 309
HAUPTPAGE (HCW), 8087 Chip	\$ 175	\$ 125
8087 Math Pak (Chip & softw.)	\$ 295	\$ 219
HAYES, Mach III Joystick (PC or Jr.)	\$ 55	\$ 35
HERCULES, Color Card w/para.	\$ 245	\$ 159
Mono Graphics Card	\$ 499	\$ 309
KENSINGTON, Masterpiece™	\$ 140	\$ 92
Masterpiece Plus	\$ 180	\$ 137
KEY TRONIC, KB5151, Std. Keyboard	\$ 255	\$ 189
KB 5153 Keyboard w/Touch Tab	\$ 400	\$ 325
KOALA, Koala Pad w/PC Design	\$ 150	\$ 85
MAYNARD, SAND STAR SERIES		

Multifunction (6) Card	\$ 89	\$ 79
Memory Card no RAM	\$ 199	\$ 139
Floppy Cont. Card (accepts 3 modules)	\$ 265	\$ 195
Serial Port Module	\$ 95	\$ 79
MICROSOFT, Mouse (for PC)	\$ 195	\$ 129
Serial Mouse	\$ 195	\$ 145
MOUSE SYSTEMS, PC Mouse & Paint	\$ 220	\$ 145
PARADISE, Modular Graphics Card	\$ 395	\$ 279
256K Module w/clock	\$ 195	\$ 150
PERSYST, PC/Color Graphics Board	\$ 244	\$ 176
PC/Mono Board w/parallel port	\$ 250	\$ 159
QUADRAM, Quadboard, no RAM, to 384K	\$ 295	\$ 195
Quadboard 64K, to 384K, S/P/CC/G	\$ 395	\$ 239
Quad 512 + 64K w/serial port	\$ 325	\$ 245
Quadcolor I, board, 4 colors	\$ 295	\$ 175
Quadlink	\$ 495	\$ 375
Quadsprint	\$ 645	\$ 495
TALLTREE, J RAM II Board	\$ 219	\$ 159
TITAN, 128K PC Accelerator,	\$ 795	\$ 595
WICO, Smartboard Keyboard	\$ 400	\$ 279

ACCESSORIES

CURTIS, Diamond, 6 outlets, switched	\$ 50	\$ 29
Emerald, 6 outlets, 6' cord	\$ 60	\$ 35
Ruby, 6 outlets, 6' cord, filter	\$ 90	\$ 55
Sapphire, 3 outlets, w/filter	\$ 80	\$ 46
Command Center	\$ 180	\$ 119
NETWORK, Wiretree, 4 outlet, w/filter & surge	\$ 70	\$ 39
Wiretree Plus, 6 outlets/filter/surge	\$ 100	\$ 59
PROD TECH INT'L, Uninterruptible Power Supply		
200 Watts, PC200 for IBM-PC	\$ 359	\$ 289
300 Watts, XT300 for IBM-XT	\$ 499	\$ 399

PRINTERS

DOT MATRIX:

	LIST	CONROY
EPSON, FX 85 - 160 cps DQ, 32 cps NLO	\$ 499	\$ 389
FX 185 - 160 cps DQ, 32 cps NLO/15"	\$ 699	\$ 539
LX 90 - 100 cps DQ, 16 cps NLO/Tractor	\$ 329	\$ 259
LQ 1500 - 200 cps DQ, 67 cps LQ	\$1295	\$ 995
HEWLETT-PACKARD, Printers & Plotters		
OKIDATA, Okimate 20 - Color, Hi Res	\$ 288	\$ 268
182 - 120 cps/80 col	\$ 299	\$ 268
192 - 160 cps/80 col/para.	\$ 499	\$ 389
193 - 160 cps/132 col	\$ 699	\$ 539
193 - 160 cps/136 col/para.	\$ 799	\$ 619
PANASONIC, P1090 - 80 cps/10"	\$ 349	\$ 249
P1092 - 180 cps/10"	\$ 599	\$ 459
STAR MICRO, SG10 - 120 cps DQ/30 cps NLO	\$ 299	\$ 249
SD10 - 160 cps DQ, 40 cps NLO	\$ 449	\$ 379
SR15 - 200 cps DQ, 50 cps NLO, 16K	\$ 799	\$ 679
TEXAS INSTRUMENTS, 855 - 150 cps	\$ 995	\$ 795
TOSHIBA, 351 - 288 cps	\$1695	\$1195

LETTER-QUALITY:

JUKI, 6300 - 40cps/para.	\$ 895	\$ 699
6100 - 18 cps/para/3 pitch	\$ 599	\$ 409
PANASONIC, P3151 - 22 cps/15 1/2"	\$ 659	\$ 425
TOSHIBA, Prop. spacing & hi-res graphics:		
1340 - 144 cps DQ & 54 cps LQ	\$ 799	\$ 619

MODEMS

HAYES, 2400 External Modem	\$ 899	\$ 679
Smartmodem 1200B (IBM)	\$ 549	\$ 379
Smartcom II Software	\$ 149	\$ 107
Transet 1000 - 128K Comm. Buffer	\$ 399	\$ 309
PROMETHEUS, ProModem 1200B (IBM)	\$ 399	\$ 289

DISKETTES

*** CONROY-LAPOINTE™ DISKETTES ***
We guarantee these top quality products with our name.
5 YEAR LIMITED WARRANTY.

10 ea. DS/DD, (IBM, H/P) 40 Trk, W/FLIP BOX	\$ 16
100 ea. DS/DD, (IBM, H/P) 40 Trk	\$ 11
1000 ea. DS/DD, (IBM, H/P) 40 Trk	\$ 799

CONROY-LAPOINTE™ IBM PRE-FORMATTED

100 ea. DS/DD, 40 Trk	\$ 149
1000 ea. DS/DD, 40 Trk	\$ 959

DOUBLE-SIDED, DOUBLE DENSITY

CDC, 10 ea. DS/DD, 40 Trk (IBM, H/P)	\$ 59	\$ 23
DYSAN, 10 ea. DS/DD, (IBM, H/P)	\$ 69	\$ 35
MAXELL, 10 ea. DS/DD, MD2 (IBM)	\$ 65	\$ 21
VERBATIM, 10 ea. DS/DD, MD34 (IBM)	\$ 75	\$ 20

HIGH DENSITY DISKETTES FOR IBM-AT

MAXELL, 10 ea. DS/HD (IBM-AT)	\$ 75	\$ 49
MEMOREX, 10 ea. DS/HD (IBM-AT)	\$ 84	\$ 49

MEMORY

256K CHIP KIT
\$34
9 each, 4256 chips
150 ns

64K CHIP KIT
\$6

128K CHIP KIT
\$75
90 Day Warranty
CALL FOR QUANTITY PRICES



Magnum EconoRAM Plus™
LIST \$199 **\$179**
384K Multifunction RAM Board
Works like AST SixPakPlus™ with game port
Fastrak™ RAM Disk and Spooler Software
S/P/CC/G, 1 Year Limited Warranty.

EconoRAM™ 384K Single Function Board
LIST \$99 **\$99**
With Fastrak™, Fully Compatible
Works on DOS 1.1, 2.0 or 2.1

*** * * FOR YOUR PC-JR * * ***

HAYES, Mach III Joystick	\$ 55	\$ 35
KEY TRONIC, KB5151 Jr. Keyboard	\$ 255	\$ 189
Numeric Keypad	\$ 100	\$ 77
KOALA, Touch Tablet for Jr.	\$ 125	\$ 75
MICROSOFT, Booster 128K w/Mouse	\$ 295	\$ 195
MOUSE SYSTEMS, Mouse w/software	\$ 195	\$ 138
QUADRAM, Expansion Chassis	\$ 695	\$ 540
Memory Expansion Board 128K	\$ 275	\$ 215
ACRORE, Expansion Chassis	\$ 675	\$ 449
128K Expansion Board	\$ 275	\$ 189
TECMAR, Jr. Captain	\$ 395	\$ 309

SOFTWARE FOR YOUR IBM-PC, XT, AT or JR

BUSINESS

	LIST	CONROY
1, 2, 3 FORECAST, requires LOTUS 1-2-3	\$ 75	\$ 59
ANALYTICA, Reflex	\$ 495	\$ 335
ASHTON-TATE, Framework	\$ 695	\$ 379
dBase III	\$ 695	\$ 389
dBase II, (req. PC-DOS & 128K)	\$ 695	\$ 289
BPI, General Acctg., AR, AP, or PR, ea.	\$ 595	\$ 365
BRODERBUND, Printshop	\$ 30	\$ 35
Graphics Library	\$ 35	\$ 22
DATA TRANS., Fontrix	\$ 155	\$ 99
DOW JONES, Market Manager Plus	\$ 249	\$ 159
Market Analyzer	\$ 349	\$ 229
Spread Sheet Link	\$ 249	\$ 159
FOX & GELLER, Quickcode III	\$ 295	\$ 185
GNP, CPA + requires Lotus 1-2-3	\$ 695	\$ 469
HARVARD, Total Project Manager	\$ 495	\$ 275
HUMAN EDGE, Mind Prober (PC or Jr.)	\$ 50	\$ 29
IBM, Topview	\$ 395	\$ 365
INFOCOM, Cornerstone	\$ 495	\$ 319
LIFETIME, Volkswriter Deluxe	\$ 295	\$ 159
LIVING VIDEOTEXT, Think Tank	\$ 195	\$ 109
LOTUS, 1-2-3	\$ 495	\$ 309
Symphony	\$ 695	\$ 449
MDBS, KnowledgeMan	\$ 500	\$ 275
MECA, Managing Your Money (PC)	\$ 199	\$ 105

BUSINESS

	LIST	CONROY
MICROPRO, Easy	NEW \$ 150	\$ 99
WordStar (PC)	\$ 350	\$ 189
WordStar 2000 Plus (copiable)	\$ 595	\$ 295
WordStar Professional, 4 Pak	\$ 495	\$ 265
MICROIMR, R-Base Series 5000	\$ 695	\$ 385
Upgrade 4000 to 5000	\$ 245	\$ 135
R-Base 4000	\$ 495	\$ 259
R-Base Clout	\$ 249	\$ 133
Extended Report Writer	\$ 150	\$ 92
MICROSOFT, Multiplan (PC or Jr.)	\$ 195	\$ 124
Chart or Project, each	\$ 250	\$ 159
Word	\$ 375	\$ 239
MULTIMATE, Multimate Ver. 3.3	\$ 495	\$ 229
PALADIN, FlashCalc	\$ 129	\$ 86
PEACHTREE, Back to Basics	\$ 395	\$ 239
Peach Pak (GLJAR/AP)	\$ 395	\$ 219
SAMNA, Word Plus	\$ 695	\$ 349
Word III	\$ 650	\$ 279
SATELLITE, WordPerfect (PC)	\$ 495	\$ 219
SOFTWARE PUBL. PFS:Report	\$ 125	\$ 75
PFS:Write, File, Graph, Plan or Access, ea.	\$ 140	\$ 84
PFS:Proof	\$ 95	\$ 57
WARNER, Desk Organizer (PC or Jr.)	\$ 99	\$ 63
XARNOR, Ability	\$ 495	\$ 319

UTILITIES

	LIST	CONROY
BORLAND, Sidekick (copiable)	\$ 85	\$ 45
Turbo Pascal or Super Keys, ea.	\$ 70	\$ 36
Turbo Pascal w/8087 or BCD, ea.	\$ 110	\$ 66
Turbo Pascal w/8087 & BCD	\$ 125	\$ 69
Toolbox or Turbo Graphics, ea.	\$ 55	\$ 29
Turbo Tutor	\$ 35	\$ 19
CENTRAL POINT, Copy II PC	\$ 40	\$ 22
PC Tools	\$ 40	\$ 22
DIGITAL RES., Gem Draw	\$ 150	\$ 95
Gen Desktop	\$ 50	\$ 32
CP/M-86™ (PC/XT)	\$ 100	\$ 64
DR LOGO-86 (CP/M-86)	\$ 150	\$ 99
FUNK SOFTWARE, Sidelways	\$ 60	\$ 37
LIFEBOOT, Lattice C	\$ 495	\$ 279
MAGNUM, Fastrak™, RAM/Disk & spooler	\$ 50	\$ 39
MICROSOFT, Macro Assembler	\$ 150	\$ 99
BASIC Compiler or C Compiler, ea.	\$ 395	\$ 269
Business BASIC Compiler	\$ 450	\$ 295
COBOL Compiler	\$ 700	\$ 459
FORTRAN Compiler	\$ 350	\$ 229
PASCAL Compiler	\$ 300	\$ 199
MICROSTUF, Crosstalk XVI (PC or Jr.)	\$ 195	\$ 110
NORTON, Utilities (14 prgms) v.3.0	\$ 100	\$ 56
ROSEOFF, Prokey	\$ 130	\$ 80

HOME & EDUCATIONAL

	LIST	CONROY
BPI, Personal Accounting	\$ 99	\$ 63
CONTINENTAL, Home Accountant (Jr.)	\$ 75	\$ 45
Home Accountant Plus (PC)	\$ 150	\$ 90
MONOGRAM, Dollars & Sense w/forecast	\$ 180	\$ 100
SCARBOROUGH, MasterType (PC or Jr.)	\$ 40	\$ 25
Your Personal Net Worth	\$ 100	\$ 63
SIMON & SCHUSTER, Typing Tutor II	\$ 50	\$ 33
SPRINGBOARD, Newsroom	\$ 50	\$ 37
UNISON, Print Master	\$ 60	\$ 38

RECREATIONAL

BLUECHIP, Millionaire, Baron, Tycoon, ea.	\$ 60	\$ 35
BRODERBUND, Large Inventory In Stock	CALL	
ELECTRONIC ARTS, Large Inventory In Stock	CALL	
HAYDEN, Sargon III (Chess)	\$ 50	\$ 34
INFOCOM, Hitchhiker's Guide or Zork I, ea.	\$ 40	\$ 25
Zork II or III, each	\$ 45	\$ 25
MICROPROSE, Strike Eagle	\$ 35	\$ 23
MICROSOFT, Flight Simulator (PC or Jr.)	\$ 50	\$ 33
ORIGIN, Ultima III (PC or Jr.)	\$ 60	\$ 39
SIERRA/ON-LINE, Ultima II (PC or Jr.)	\$ 60	\$ 43
SPECTRUM HOLOBYTE, Gato	\$ 40	\$ 25
SPINNAKER, President's Choice, Amazon Fahrenheit, Rendezvous, Dragon, each	\$ 40	\$ 25

CASH-n-CARRY COMPUTER STORES, INC.
Retail Sales only. Store prices may vary.
SAN FRANCISCO - 550 Washington Street (at Montgomery, opposite the Pyramid). Interstate 80 to Highway 480; take Washington Street Exit. CALL (415) 982-6212.
PORTLAND, OREGON - At Park 217, Tigard at intersection of Highways 217 and 99W. CALL (503) 620-5595.
SEATTLE, WASH. - NEW LOCATION! 105 10th to 5th Way N.E. In Belgate Plaza, 2 blocks north of Bellevue Square. CALL (206) 641-4736.

applications on the PC and XT (both interpreted and compiled BASIC). The discussion is structured in a manner usable to novice programmers and those already exposed to BASIC. All of the necessary BASIC data structures and control methods (selection, iteration, sequencing, etc.) are covered. Sample applications provide a good tie-in with the concepts being taught. Overall, it is a well-done effort that should prove its worth as an instructional text and a reference work.

Overgaard, Mark. *Personal Computing with the UCSD p-System*. Englewood Cliffs, NJ: Prentice-Hall, 1983. \$21.95. 448 pages.

This book is valuable for learning the p-System and how UCSD Pascal works within this system. It can also serve as a reference text for the system. The book is easy to read and is aimed at both novices and experienced PC users. The structure moves from a general discussion of system features to a more technically oriented discussion of the development tools and utilities the p-System provides to programmers.

Topics covered include the system editor, filer, and operating-system menus and how to work in the modular environment of the p-System. *Personal Computing with the UCSD p-System* is must reading for anyone contemplating adding the p-System or UCSD Pascal to the PC.

Pollack, Lawrence, and Bryan Cummings. *Programming in C on the IBM PC*. Englewood Cliffs, NJ: Prentice-Hall, 1984. \$16.95. 224 pages.

The UNIX operating system and the language it's written in (C) threaten to remake the world of microcomputing. Because UNIX and C are easily ported from mainframes and minis to micros, the ability to do large-scale application development on a mainframe or a minicomputer for eventual installation or marketing on a micro is particularly attractive to software developers.

A number of good books have been published on how to program

in C, but few have been written for implementations of C language on the IBM PC (regardless of whether the PC is running under UNIX, the UNIX clone XENIX, or PC-DOS). This book addresses that void. The problem is that the C language covered here is a portable C. This means that no specific C compiler is discussed in any detail. So, while the book does a good job of teaching the structure and syntax of C language (just as do other C books), it does not give you any information about acquiring or using a commercially available C compiler for your PC. It is also unfortunate that the sections that discuss the PC specifically are crowded into the front of the book and are pretty thin.

Presley, Bruce. *A Guide to Programming the IBM Personal Computers*. Albany, NY: Lawrenceville Press (Delamar Publishers Inc.), 1985. 2nd edition. \$18.50. 360 pages.

This book is an excellent textbook for teaching BASIC programming on the PC. The layout of the material and sequence of chapters also lends itself to self-instruction. Presley covers just about all the content you could reasonably expect in such an effort. The discussion moves from an introduction to programming concepts on the PC through increasingly complex topics, including subroutines, string functions, mathematical functions, sequential files, random-access files, and search/sorting algorithms.

Use of program examples throughout and student exercises at the end of sections enhance the learning experience. A teacher's guide is available as a companion volume. The book is written for the novice programmer and will also work as a BASIC reference guide. Altogether, it's a good effort at supplying the needs for a BASIC textbook on the IBM PC with a good substructure of technical information.

Stiegler, Mark, and Bob Hansen. *Programming Languages: Featuring the IBM PC and Compatibles*. New York: Baen Books,

1984. \$9.95. 413 pages.

This book is a critical evaluation of the different programming languages available on the PC and its compatibles. The strengths and weaknesses of many languages are discussed, including BASIC, FORTRAN, APL, FORTH, RATBAS, C, Pascal, Modula-2, Ada, LISP, and assembly language.

The authors have worked out examples of each language and use charts and tables to analyze these samples. This book assumes considerable technical proficiency at programming, but it is well written and clear. This is an important reference book for anyone who does application development and programming on a PC.

GRAPHICS

From the first announcement of the PC, programmers and software users have been interested in its graphics capabilities. A number of recent books explore the medium- and high-resolution color graphics and the high-resolution monochrome text and graphics made possible by graphics boards from IBM and other vendors. The following are a few important books available on this subject, from the most technical discussions of graphics programming through more accessible, user-oriented graphics discussions.

Artwick, Bruce A. *Applied Concepts in Microcomputer Graphics*. Englewood Cliffs, NJ: Prentice-Hall, 1984. \$29.95. 384 pages. Hardcover.


Although this book covers graphics applications on both the Apple II and IBM PC, the book is a useful one for the PC owner. A number of concepts are explained in a tutorial manner, including how to create custom color graphics on the PC. Artwick covers all aspects of microcomputer graphics, from creating business charts and graphs to producing real-time animation on the screen.

The discussion also covers display hardware, peripherals, design elements, interactive designs, and high-performance graphics. The book is written in a dry technical style and

(continued)

Add-on Products for your IBM PC/XT from the Swiss Watch-Manufacturer

Twix Hard Disk-/Floppy-/ Streamer-Controller-Board



- All in one card.
- Controls:
 - 2 Hard Disk Drives with up to 4 Disks and 8 Heads per Drive.
 - 2 Floppy Drives with a capacity of up to 1 Megabyte per Drive (IBM 360KB formatted).
 - 2 Streamer Tapes with built-in formatter and QIC-02 interface for wide compatibility. 20 MB can be transferred in under 4 minutes. 45 MB Streamer Tape in preparation.

Twix 230 W Switching Power Supply

The professional power supply.

- Output +12 V \pm 3% 9 A
 - + 5 V \pm 3% 18 A
 - 12 V \pm 3% 1 A
 - 2 V \pm 3% 200 mA
- Separate transformers and switching IC's for +5 V and +12 V.
- Switching module with Power Fet's.
- 110/220 V switchable.
- High voltage stability: 180-260 V
95-130 V
- ON/OFF switch externally controllable by relays.
- 2 Outlets: 1 Input,
1 Output with separate noise filter.
- Over- and Undervoltage protection.
- Protected against short circuit.
- Built-in ventilator.
- Protected against power-interrupts of up to 0.4 seconds.
- PC-XT compatible connectors. Not same dimensions.

Twix RGB/PAL-SECAM- Converter

Selling more PC's outside the USA.


- Allows to connect a regular PAL or SECAM Color-TV with a 21-pin SCART-connector.
- Image and Sound.
- To be connected at the RGB-output of the PC.
- Difference between Highlight and Lowlight adjustable.

For your portable at home, schools, demonstrations, etc.

Twix CPU-Board

- XT-compatible.
- 8088 16-bit processor.
- Socket for optional 8087.
- Up to 512KB RAM.
- Extended ROM capability of 8K BIOS and 40K for BASIC or other programs.
- 1 RS-232 interface.
- 1 parallel Centronics-interface.
- Clock with battery-backup.
- 8 compatible I/O interface slots.
- Compatible configuration switches.
- Standard keyboard-interface.
- Speaker/audio-port, reset-output.
- 4 LED-drivers.
- 4 programmable inputs.
- Compatible power connectors.
- All tri-state buses with pull-up resistors.

Twix RAM-Card



- Uses Short Slot
- Up to 1 MB, using 64K-Chips or 256K-Chips.
- Startaddress switch-selectable.
- Parity errors cut to a minimum by sequence-control.

Other Twix-made products

- PC-compatible Extender-Board.
- PC-compatible Relais-Board for external ON/OFF-switching of all kind of devices.
- EMI/RFI noise filters.
- Screens for electronic typewriters.
- Swiss Quartz Analog Watches.



See us at COMDEX Fall
in Las Vegas (Booth M444).

**OEM's, Distributors and
Dealers welcome!**

Twix Inc.
10920 Switzer Avenue
Suite 100
Dallas, Texas 75238/USA
Telephone 214/349 0639
Telex 758 821

Twix Vertriebs GmbH
Augustenstrasse 115
D-8000 München 40/BRD
Telephone 089/5239 020C
Telex 5 22 470

Twix Equipment AG
Gewerbestrasse 12
CH-8132 Egg/Switzerland
Telephone 01/984 22 11
Telex 826 135 twxe ch

Twix

Made in Switzerland

Inquiry 203



is useful primarily to technical audiences. More than 150 illustrations are included, 14 of which are in full color. If you are currently working on graphics programming or development work or are planning graphics work in the future on your PC, this book should prove to be an important reference tool. [Editor's note: For additional comments, see the Book Reviews column, September 1984 BYTE, page 66.]

Conklin, Dick. *PC Graphics: Charts, Graphs, Games, and Art on the IBM PC*. New York: John Wiley and Sons, 1984. \$15.95. 182 pages. Also available with a disk of 40 BASIC programs for \$40.90.

Dick Conklin was the product planner at IBM responsible for the system software on the PC. His familiarity with the internals of the PC and how best to utilize them for PC graphics shows in this small book.

He covers material from programming samples of simple graphics images to more complex graphics applications (business charts, engineering data plots, computer art, maps, and games).

The book is written for the PC BASIC programmer (the features of BASICA are used most prominently) who wants to create a variety of graphics images and applications. It includes 40 ready-to-run graphics program listings that are also available on disk for an additional charge.

The author has produced a clear, detailed description of the graphics capabilities of the PC, from the ASCII (American Standard Code for Information Interchange) graphics characters in ROM (read-only memory) to making special characters from the keyboard. He covers animation, shading, slide shows, read-

ing data from the screen, and both medium- and high-resolution graphics. Graphics input and output devices (joysticks, light pens, paddles, color printers, and videodisks) are also discussed in considerable detail. In short, if you want to know anything about graphics capabilities and usage on the PC, this book is the place to start.


Hearn, Donald D., and M. Pauline Baker. *Computer Graphics for the IBM Personal Computer*. Englewood Cliffs, NJ: Prentice-Hall, 1983. \$18.95. 330 pages. Hardcover.

These authors have written several books on computing and graphics. This book is among their best. Hearn and Baker discuss the topic from a comprehensive point of view, covering PC graphics from the basics of the PC's system unit through the

(continued)

The Most Valuable Disk Maker in the Universe

Now with UNIX Option!



Download fast, read over 200 formats easily, reformat rapidly

The more disk formats you work with, the more our Disk Maker® system saves time and money by reading and/or writing disks in any of over 200 formats. No modems, no patches, no other special software necessary.

Disk Maker II Plus is a complete, stand-alone system featuring both 8" and 5 1/4" disk drives with options for 3 1/2" and IBM PCAT drives—up to 12 total drives. With its 6 MHz processor and RAM memory drive, Disk Maker II Plus is fast! Hardware options include a 15 or 20 Mb hard disk, an 8086 MSDOS coprocessor and memory expansion.

Optional software includes word processor and Compu-graphic typesetter formats and the MicroDrive Tester for drive alignment testing.

Supported with comprehensive manual, 6 month warranty and continuing software update program.

Disk Maker I is an alternative for existing S-100 systems (CompuPro, Zenith Z-100, North Star, etc.) to provide the same functions as Disk Maker II Plus.

Write or call today for information on how Disk Maker® can save you time and money.




Jerry Pournelle wrote about Disk Maker®: "It's easy to install, easy to use, and darned near unique. If you need one, you need it bad." (BYTE, July 1984)

**NEW
GENERATION
SYSTEMS**





1800 Michael Faraday Drive, Suite 206, Reston, VA 22090
(703) 471-5598 Order Line: (800) 368-3359
Dealer inquiries welcomed.

"NOW IN OUR 8th YEAR"

THE WORLD OF PC UPGRADES

<p>***** 5 Mega Bytes Of software with the purchase of any PC HARD DISK ... FREE</p>	<p>PC HARD DISK</p>  <p>10 Mbyte</p>	<p>PC HARD DISK</p>  <p>20 Mbyte</p>	<p>PC HARD DISK</p>  <p>30 Mbyte</p>
	<p>IS10 \$495</p>	<p>IS20 \$595</p>	<p>IS30 \$895</p>

<p>TANDY 1000 MULTI-FUNC BOARD</p> 	<p>CACHE ASSIST</p> 	<p>DIRECT ASSIST</p> 	<p>COMMAND ASSIST</p> 
<p>TMF-1 \$255</p>	<p>\$49.95</p>	<p>\$49.95</p>	<p>\$49.95</p>

<p>TAPE BACKUP</p>  <p>10 Mbyte</p>	<p>TAPE BACKUP</p>  <p>10 Mbyte</p>	<p>TAPE BACKUP</p>  <p>60 Mbyte</p>	<p>TAPE BACKUP</p>  <p>60 Mbyte</p>
<p>MT10 \$385</p>	<p>MT10P \$525</p>	<p>MT60 \$895</p>	<p>MT10E \$575 MT60E \$995</p>

<p>AT HARD DISK</p>  <p>20 Mbyte</p>	<p>AT HARD DISK</p>  <p>33 Mbyte</p>	<p>AT HARD DISK</p>  <p>80 Mbyte</p>	<p>AT HARD DISK</p>  <p>120 Mbyte</p>
<p>AT20 \$545</p>	<p>AT33 \$750</p>	<p>AT70 CALL</p>	<p>AT120 \$4,995</p>

ORDER LINE **800-228-0891**
305-677-8333



Micro Design International Inc.

6566 University Boulevard, Winter Park, Florida 32792 (305) 677-8333 TELEX 332559 MDII ORL UD

1 YEAR WARRANTY, 30 DAY MONEY BACK GUARANTEE ON ALL OUR PRODUCTS

differences between character-generated graphics (e.g., the standard ASCII graphics characters) and pixel-generated graphics.

Like other books of its kind, this book relies upon BASICA programming examples to illustrate the concepts the authors discuss. Altogether, this book offers a comprehensive introduction and survey of graphics programming techniques for the PC and its compatibles.

The book comprises some 14 chapters, organized around five thematic sections (hardware and system introduction, simple plots and color graphics, data transformations, three-dimensional displays, and application of graphics software tools). The authors have included more than 100 sample programs and 16 four-color illustrations.

The book lacks some important discussions of new graphics commands available in BASIC 2.0 (e.g., the commands on screen coordinates), but its content is still very useful. The book is intended for novice graphics programmers but also will serve more technically erudite audiences as a handy graphics reference work. Another potential use for this book will be as a college textbook for a semester-long course in microcomputer graphics. The writing style manages to avoid the typical academic dryness of such technical discussions.

Hearn, Donald D., and M. Pauline Baker. *Microcomputer Graphics: Techniques and Applications*. Englewood Cliffs, NJ: Prentice-Hall, 1983. \$18.95. 272 pages.

Written by the same team as the book above, this text takes a more general approach to the subject of microcomputer graphics. Besides the IBM PC, the authors discuss personal computers from other vendors (including Apple, TRS-80, Atari, and Commodore) and offer some valuable comparisons of the graphics capabilities of each machine.

This book is a valuable companion piece to the authors' PC-specific book. It is written in a more brisk,

informational style than the previous book. The text is at its best when it combines programming examples (again, BASIC is the chosen language) with illustrations of the appropriate graphics screen output. The chapter on how to create interesting three-dimensional objects on the screen (e.g., chess pieces) is easily the best in the book.

The authors have aimed this book at a mixed audience of nontechnical novice programmers and of those more experienced in programming microcomputer graphics. The discussion of graphics applications (e.g., business graphics) is enlightening. In short, this is a well-written, easily accessible book that offers serious discussion of the graphics topics at hand.

Morgan, Christopher, and Mitchell Waite. *Graphics Primer for the IBM PC*. Berkeley, CA: Osborne/McGraw-Hill, 1983. \$21.95. 430 pages.

These two old hands in the computer book field have turned out yet another important work about the IBM PC. This time the subject is high-resolution color graphics. They have produced an impressive, color-filled text that should be useful to a variety of readers.

The authors have written this book in a tutorial style, with copious examples to illustrate the graphics programming concepts being taught. Just about every kind of graphics effect that you can produce with the IBM PC color-graphics adapter is covered. Animation, charts, maps, business graphs, forms, games, and three-dimensional images are all discussed, and programming examples (BASIC) are provided. Accessing the graphics video chip of the color-graphics adapter is also discussed fully. I found this to be the most comprehensive PC-graphics programming book reviewed for this article. It is useful as a tutorial and as a reference work.

Traister, Robert J. *Graphics Programs for the IBM PC*. Blue Ridge Summit, PA: Tab Books, 1983. \$15.50. 243 pages.

Once again, PC screen graphics are discussed from the point of view of the BASIC programmer. Unlike other books about PC graphics, Traister discusses text graphics for the IBM monochrome display as well as the standard chapters on color graphics.

The author's writing style is best termed "chatty." This makes the material easy to understand, but it limits the intended audience of the book as well as its usefulness as a graphics reference. The tone of this book may annoy more advanced, technically oriented PC users and programmers. In a 243-page book, the author needn't take almost two thirds of the pages to get to the point of the book, as Traister does here. Once he arrives, though, he is definitely on target. He gives you competent discussions of animation, filling regions with color, and drawing shapes on the screen.

I'd like to see more emphasis on the printed aspects of graphics output in future editions, as well as a greater use of color illustrations. Finally, the author's stated aim of allowing you to implement the "full graphics potential of your IBM PC" is simply not achieved.

DATA COMMUNICATIONS

Connecting PCs to a variety of other computing and database resources is becoming an increasingly important use of personal computers. The accessing of remote mainframes and minicomputers, public-access data networks (e.g., CompuServe, The Source, MCI Mail, etc.), and other microcomputers is one of the most rapidly growing fields in an industry noted for rapid growth. A number of logistical and technical considerations are important in connecting a PC through a telephone to another machine.

The few books listed here cover many important related issues, including the technical aspects of data communications (parity, data-transmission rates, handshaking protocols, and the like), the kinds of terminal-emulation and file-transfer protocols (like Kermit and XMODEM) that can be used to upload and download computer files, and a discussion of the remote services available through data-communication hookups with your PC.

(continued)

FREE high tech catalog



Most Accurate Clock uses NBS atomic clock signal to keep "perfect" UTS time.



"Smart" metal locator homes-in on precious metals, disregards junk.



Build IBM-PC compatible Heathkit computer and save, or buy assembled.



Computerized weather station "remembers" weather to aid in forecasting.



Robotics technology comes to life in building HERO™ I and teaching it movement, speech, and manipulation.



World's first low-cost hand-held, microprocessor-controlled Real Time Spectrum Analyzer.



"Universal" terminal interfaces computer, ham station for RTTY.



Triple-trace oscilloscope speeds troubleshooting.



Learn computers, programming with Micro-processor Trainer and Course.

HW-5400, one of the finest multi-purpose ham rigs, in affordable kit form.



More than just a catalog, a trustworthy guide to what's new in electronics and computers.

News about important product innovations is packed into every page of the quarterly, full-color Heathkit catalog. Ever since radio became electronics, the illustrated Heathkit Catalog has been a guide to new and exciting kit products for people like you to build. Enjoy and learn from them, while saving money in the process. What sets the Heathkit catalog apart is its range of high quality products and accurate information to help make your buying decisions easy.

All you have to do is fill out the coupon to get your copy

Heathkit[®]
Heath
Company

Heath Company
Dept. 334-344
Benton Harbor, Michigan 49022

YES! Please send me a copy of the all-new **FREE** Heathkit Catalog.

Name _____

Address _____

City _____ State _____

CL-775B Zip _____



Derfler, Frank J. *Microcomputer Data Communications Systems*. Englewood Cliffs, NJ: Prentice-Hall, 1982. \$17.95. 129 pages.

This book is not a specific work for the PC owner, but it gives you the vocabulary and background information needed to explore the intricacies of PC data communications. The book is, overall, a well-written effort, although it does suffer from a clear lack of focus.

Microcomputer Data Communications Systems is really intended as an informational reference book rather than a textbook overview of microcomputer-based data-communications issues. If you use it this way, it will supplement nicely the other books available on PC data communications. Particularly useful are the discussions about communications terminology. The book suffers, however, from a cramped design and a small, hard-to-read typeface.

Glossbrenner, Alfred. *The Complete Handbook of Personal Computer Communications*. New York: St. Martin's Press, 1983, \$14.95. 325 pages.

Although not a technical overview of data communications for the PC owner, this book covers the logistics issues of PC communications quite well. In 12 chapters crammed with information, Glossbrenner gives you all the initial information you'll need to select communications equipment for your PC (modems, communications software, etc.) and a remote data or access service to connect with.

The author covers the important services, including The Source, CompuServe, The Dow Jones News/Retrieval Service, Dialog, NewsNet, and a number of others, including public bulletin-board systems. Technical and cost information are both provided.

The writing is well done, combining a well-developed structural approach to the contents and an information-packed format. The information can be used by technical and nontechnical microcomputer users. Intended as a first-line introduction

to the topic, Glossbrenner's book also has considerable utility as a reference book. Most PC owners who contemplate telecommunication connections should own this book. Because the book was published in 1983, a revised, updated edition would be a good idea.

Schwaderer, W. David. *Digital Communications Programming on the IBM PC*. New York: John Wiley and Sons, 1984. 224 pages. \$16.95. Also available with a disk of BASIC program examples for \$47.90.

With a good group of BASIC programming examples, Schwaderer shows you how to program your PC for a variety of data-communications functions. It's an all-inclusive book covering the programming techniques required, and it serves as a reference book about data communications on microcomputers.

The book covers modems, communications protocols, various communications applications, and miscellaneous communications hardware. Although written as a self-paced instruction book, the material is organized in such a way that the book also becomes an important reference book once you've mastered its instructional objectives. The writing style is clear prose, without a lot of jargon. The book is aimed at the programmer with a fundamental knowledge of the PC and of BASIC who wants to expand that knowledge to the data-communications domain.

MISCELLANEOUS

Wesse, Rick. *Decision Making: A Management Science Guide for the IBM PC*. New York: John Wiley and Sons, 1984. \$15.95. 224 pages. Also available with a disk of 34 BASIC programs illustrating the examples in the book for \$46.90.

This book offers a practical introduction to using management-science techniques to solve common management problems with the PC. It starts with a concise overview of management-science methods and then moves onto BASIC

program examples of forecasting, inventory, production and allocation, quality control, distribution, marketing, and project planning.

The writing assumes some experience with management-science topics and familiarity with PC operation, as well as a firm background in BASIC. The style manages to convey the information without a reliance on management-science jargon. The primary audience, however, is the technical manager who is already grounded in management-science techniques.

REFERENCES

One of the reasons we compiled this short annotated bibliography of technically oriented books for the user or owner of the IBM PC and its compatibles was the lack of any other current annotated list of such books. There are, however, several sources for further information about IBM PC books, as well as microcomputing books in general. We have listed a few of the most important sources below.

Bowker, R. R., and Company, eds. *In Print*. New York: R. R. Bowker Company, 1985 (published quarterly). Six volumes. Hardcover. \$215. Number of pages varies with each issue but is usually greater than 8000.

The standard reference books for tracking newly released books, these works are usually available at most college, university, and public libraries, as well as at major bookstores.

Bowker, R. R., and Company, eds. *Bowker's Complete Sourcebook of Personal Computing 1985*. New York: R. R. Bowker Company, 1985. \$19.95. 1050 pages.

This book contains more information than just book listings, and it is an invaluable sourcebook to have around. This issue lists about 5000 titles in print (most softcover) on microcomputing topics (about a quarter of these titles are related to the IBM PC).

Bowker, R. R., and Company, eds. *Computer Books and Serials in Print 1985*. New York: R. R. Bowker Company, 1985. \$59.95. 660 pages.

This is a reference book of the highest order, listing vital statistics of all computer books and serials in three cross-referenceable categories: author, title, and subject. A handy listing of all publishers in computer-related fields is included in the back of the book.

Norton, Peter. *The Peter Norton Programmer's Guide to the IBM PC*. Bellevue, WA: Microsoft Press, 1985. \$19.95. 426 pages.

This book is a solid reference manual for the IBM PC owner who expects to tinker with the hardware and experiment with assembly-language programming. Norton gives you an overview of the hardware components of the entire PC family: PC, XT, AT, Portable, and PCjr. He covers floppy disks, the ROM BIOS (including the support for video and graphics), program linking, DOS functions, peripheral device drivers, and the whole gamut of system support software.

The *Programmer's Guide* is a comprehensive reference work for the entire PC family. Although there is no glossary, the index is thorough enough to allow you to specifically search just one bit of information at a time. The scope of this book is so broad it covers the internals of the whole of the IBM family, including languages, service summaries, illustrative charts, DOS information, ROM BIOS services, sound, and three appendixes. Scattered throughout the text are mentions of the differences of the AT.

The chapters on the ROM BIOS for the PC family are particularly useful for the application programmer who is trying to write programs that will run on all IBM PCs. Using special symbols to indicate a passage about a particular machine, Norton's exposition can keep you from writing code on a PC that works differently on a PCjr.

The Programmer's Guide to the IBM PC also contains numerous code examples in both assembly language and high-level languages like BASIC. ■

Thinking of the C Language?

THINK COMPUTER INNOVATIONS

NEW!!

C86 VERSION 2.3 with Source Level Debugging Support

The C language has rapidly become the development language of choice for applications ranging from Operating Systems to Accounting Packages. WHY? Its structured approach and extreme portability make it perfectly suited to today's fast-paced environment.

Of all of the C Compilers available for PC/MSDOS, more programmers choose COMPUTER INNOVATIONS' C86. WHY? Because it's part of a COMPREHENSIVE family of C products with an unparalleled reputation for performance, reliability, and stability.

C86 2.3 C COMPILER

C for PC/MSDOS began with C86 and today it remains perhaps the most solid, stable C Compiler available. Even competitor's ads show C86 as a consistent top level performer in benchmark testing.

Version 2.3 offers a host of new features including source level debugging support and a 40% boost in compilation speed. Call for complete specifications.

COST: \$395 UPDATE TO 2.3: \$35 w/old diskettes NOT COPY PROTECTED CALL ABOUT VOLUME DISCOUNTS

LEARN C INTERACTIVELY WITH INTRODUCING C

Intimidated by rumors about the difficulty of learning C? Need to train your staff quickly? INTRODUCING C can help. INTRODUCING C combines a thorough, self-paced manual with a unique C interpreter to provide a fast, efficient method of learning C. Designed for both professional and casual programmers, it provides a comprehensive understanding of important C concepts such as standard K&R syntax and operators, full structures and unions, arrays, pointers, and data types. Requires IBM PC, XT, or AT with one disk drive and 192K bytes of memory.

COST: \$125 - NOT COPY PROTECTED

CI PROBE SOURCE DEBUGGER

Take advantage of C86 2.3 source level debugging support with CI PROBE. Cut down program development time and save money! CI PROBE is highly economical yet has the features of debuggers costing far more.

COST: \$225 - NOT COPY PROTECTED

C-TERP C86 COMPATIBLE INTERPRETER

The C-TERP INTERPRETER is a full K&R implementation that allows you to write code and execute it immediately without the compile and link steps. Once you have your program running with C-TERP you can compile the code (without alterations) with C86 for fast, efficient executable files. C-TERP requires 256K, 512K is recommended.

COST: C86 version - List Price: \$300, Special Computer Innovations Price \$250. Combined C86 & Lattice version - List Price: \$400, Special Computer Innovations Price \$350.

Start With Us, Stay With Us

Computer Innovations offers a complete range of products that let you enter the C environment and create applications with the most advanced set of development tools available. Unparalleled tech support assures that you're always at the height of productivity.

To order call: **800-922-0169**

 **COMPUTER INNOVATIONS, INC.**

980 Shrewsbury Ave., Tinton Falls, NJ 07724 • (201) 542-5920

C-TERP is a trademark of Gimple Software. Prices and specifications subject to change without notice.

Contact us for other low prices on hardware and software.

Next Day Air Extra


FREE SHIPPING NO SURCHARGE FOR OR

Call for latest prices.


10, 20, 33 and 44 MEG INTERNAL AND EXTERNAL HARD DISK SYSTEMS

	10 MEG	20 MEG	33 MEG	44 MEG
Internal	\$395	\$495	\$929	\$1129
External	\$545	\$645	\$1029	\$1229

Externals mounted with independent power supply and fan. Fully DOS 2.X or 3.X compatible. Both Internals and Externals boot from Hard Disk. 33 and 44 Meg Internal Disks include extender power supply. The system comes complete and ready to install with the Hard Disk, Controller, Cables, Manual, Software, and Mounting Hardware. One Year Warranty.



Half Height




10, 20, and 33 Meg Hard Disks are available with combined Floppy/Hard Disk Controller Card for additional \$75.

COMPAQ

256K, 1/360K drive,
10 Meg Internal

\$2549



Now using 3 1/2" shock-mounted Winchester drives. The same as used in the Compaq Plus™. Also available with 2 half-height drives and 10 MEG HD- **\$2749**

Or upgrade your Compaq to a Compaq Plus™ equivalent with our 3 1/2" shock-mounted Winchester disk kit. Includes Hard Disk, Controller, Cables, Manual, software, and Mounting Hardware. One year warranty. **\$519**

Compaq is a registered trademark and Compaq Plus and Compaq Desktop are trademarks of Compaq Computer Corporation.

COMPAQ

It simply works better.

DESKTOP

640K, One 360K Drive,
One 10 Meg Internal Hard Drive
Tape Backup Unit.

\$3495

Includes Monitor

With 20 Meg Internal Hard Drive—**\$3595**
With 33 Meg Internal Hard Drive—**\$4029**
With 44 Meg Internal Hard Drive—**\$4229**



Call us for competitive prices on larger quantities of RAM chips.



64K RAM

Set of 9 chips, 200 or 150 Nanoseconds

\$8

Quantities of 100 or more sets

\$4⁵⁰

per set.

256K RAM

Set of 9 chips

\$39 \$29

per set.

COMPAQ

DESKTOP 286


CALL

It simply works better.

PRICES AND MACHINES THAT OUTRUN THE COMPETITION.

PC'S LIMITED AT™

**High Performance
Competitive Price**



\$1995


Includes: 80286-based System Unit, 1024K on Mother Board, 1/ 1.2 Meg Drive, Combined Floppy and Hard Disk Controller Card, AT Keyboard, 192W Power Supply, 2 Serials and 1 Parallel Port, and Clock/Calendar with Battery Backup, all on Mother Board.

Runs all Major Software written for the IBM PC™, PC XT™, and PC AT™. (Processor) Intel 80286 running at 6MHZ. (Expansion Slots) :8. 7 are available in above configuration. Same Bus Configuration as IBM PC AT™.



**PC'S LIMITED TURBO
PC™**

**High Performance
Competitive Price**



\$795

Includes: System Unit, 640K on Mother Board, 1 360K Drive, Keyboard, 135W Power Supply.

Runs all Major Software written for the IBM PC™ and PC/XT™, 40% faster, without modifications. (Processor) 16-bit 8088-2, 4.77 or 6.66 MHZ Clock Speed. (Expansion Slots) :8; 7 are available in above configuration.

**SOLVE YOUR POWER PROBLEM.
XT™ POWER 135W**




\$89

Fully XT™ compatible.
One Year Warranty.
Directly replaces power supply in PC.™

25 or more
\$75 each

150W \$119

DISK DRIVES



TEAC \$95
55-B, Half-Height, DS/DD

MITSUBISHI \$85
Half-Height, DS/DD

Quantities of 10 or
more \$75 each

**PC'S LIMITED
Six Function Card**



**w/384K
\$149**

Two Year Warranty

- Upgradable to 384K
- Parallel Port
- Clock/Calendar
- Serial Port
- Software included
- Game Port

**Irwin Tape
Backup System**



\$595

10 or more \$495 each

- Uses Floppy Controller Card
- 10.35 Meg Formatted Capacity
- Used in Compaq Desktop.
- Half Height
- Low Power

Items due to our low prices and assurance that all merchandise is new, unused products, all sales are final. Call technical support for return authorization number on all warranties require any unauthorized return subject to a 10% restocking fee. Prepaid checks, money orders, VISA, MasterCard, American Express, or approved company purchase orders are accepted. No charge for VISA or MasterCard. 3% sur charge for American Express.

Compaq, TEAC, IBM, Irwin, and Intel are trademarks of their respective companies. All brand names are registered trademarks. We are an independent sales organization.




PC'S LIMITED

OUTSIDE TEXAS, ORDERS ONLY, CALL 1-800-426-5150

7801 N. Lamar, #E-200, Austin, Texas 78752
All sales-related calls inside Texas — (512) 452-0323.


All calls for technical support, phone
(512) 452-0372, 452-0373 or 452-0374.

Telex No. 9103808386 PC LTD



Ad number 410 i

The First Idea-Processor For Programmers.



FirsTime™

Has features no other editor has.

- Fast program entry through single keystroke statement generators.
- Fast editing through syntax oriented cursor movements.
- Dramatically reduced debugging time through immediate syntax checking.
- Fast development through unique programmer oriented features.
- Automatic program formatter.

FirsTime is a True Syntax Directed Editor.

As the world's most advanced syntax-directed editor, FirsTime lets you work with ideas by taking care of the low-level syntax details of your program. For example, you can generate complete statement skeletons with one keystroke. Move the cursor from one procedure to the next with one keystroke. Type in code, and it's instantly formatted (you specify the rules). Type an error, and FirsTime warns you immediately. You can continue working if you wish. Later, you can use the search-for-error command to find the error and fix it.


FirsTime Has Thorough Error Checking.

FirsTime not only checks your syntax, but also semantics. FirsTime identifies:

- Undefined variables, types and constants.
- Assignment statements with type mismatches.
- Errors in include files and macro expansions.

To Order Call: (201) 741-8188 or write:

SPRUCE TECHNOLOGY CORPORATION



P.O. Box 7948
Shrewsbury, NJ 07701

FirsTime is a trademark of Spruce Technology Corporation • MS-DOS is a trademark of Microsoft Corporation • IBM is a trademark of International Business Machines Inc. • Turbo Pascal is a trademark of Borland International • dBase III is a trademark of Ashton-Tate

FirsTime Lets You Work With Ideas.

The *Zoom command* gives you a top down view of your program logic.

The *View macro command* shows the expansions of a C macro while in the editor.

The *View include file command* instantly shows you the contents of an include file.

The *Transform command* allows you to change a statement to another similar statement, for example, a *FOR* to an equivalent *WHILE*.

The *Search for next error* command allows you to find errors throughout your program.

The *Cursor movement commands* let you traverse your program by logical elements, not just characters.

FirsTime Works With Existing Files.

FirsTime works with standard ASCII files, so you can edit any existing source files.

FirsTime for Turbo Pascal	\$ 74.95
FirsTime for dBase III	\$125.00
FirsTime for MS-Pascal	\$245.00
FirsTime for C	\$295.00

In Germany, Austria and Switzerland contact:
Markt & Technik Software Verlag
Munchen, W. Germany
(089) 4613-0


PUBLIC-DOMAIN UTILITIES

*Build an extensive software library
for free*

BY JON R. EDWARDS

THE EXTENSIVE public-domain collection for the IBM Personal Computer and compatibles is a very valuable resource. It is easily possible to build an extensive software library and incorporate the utilities into your home projects or to save considerable time and effort by installing a RAM (random-access read/write memory)-disk and print spooler. Most programs in the public domain provide source code; you can learn from the code and, more important, you can customize the routines for your own requirements. Undoubtedly, some of the software will fill your needs, and the more obscure programs may simply trigger your imagination.

The notion that "free means shoddy" does not necessarily apply to this software. I suspect that most of the free utilities were originally written to fill individual needs and as part of the "hacker ethic" have been shared with the public. The programs adequately fill many needs, and they have a tendency, as the user community modifies and expands them, to become more and more bug-free and sophisticated. Most public-domain programs provide limited functionality, and their user interfaces and documentation are generally less polished than commercial products, but it is amazing how many commercial products do very little more than integrate the capabilities of programs that already exist in the public domain. If nothing else, exposure to these programs will make you more aware of



what to look for and expect from the products you buy. And who knows—in the short descriptions that follow, you may find software that's perfectly suited to your needs. At least the price is right.

FREE SOFTWARE

To the best of my ability, I have concentrated on free, no-strings-attached software and not on shareware or user-supported software. There is, to be sure, a growing amount of shareware for the IBM family, and much of it is excellent (see "Public-Domain Gems" by John Markoff and Ezra Shapiro, March BYTE, page 207), but the products often do not provide source code, and their authors usually request a contribution; most users legitimately feel that the products deserve financial support.

Naturally, I cannot guarantee that the software you download will function as you hope it will. I certainly hope you find dozens of interesting utilities here and that your investigations lead you to new and exciting things, but I take no responsibility if the the programs you download do nothing or turn your screen inside out.

Locating free software is getting easier and easier. There are more users groups, bulletin-board systems (BBSs), and public-domain copying services than ever before, and the

(continued)

Jon R. Edwards is a BYTE technical editor. He can be reached at BYTE, POB 372, Hancock, NH 03449.

TOTAL CONTROL

with LMI FORTH™



For Programming Professionals: an expanding family of compatible, high-performance, Forth-83 Standard compilers for microcomputers

For Development: Interactive Forth-83 Interpreter/Compilers

- 16-bit and 32-bit implementations
- Full screen editor and assembler
- Uses standard operating system files
- 400 page manual written in plain English
- Options include software floating point, arithmetic coprocessor support, symbolic debugger, native code compilers, and graphics support

For Applications: Forth-83 Metacompiler

- Unique table-driven multi-pass Forth compiler
- Compiles compact ROMable or disk-based applications
- Excellent error handling
- Produces headerless code, compiles from intermediate states, and performs conditional compilation
- Cross-compiles to 8080, Z-80, 8086, 68000, and 6502
- No license fee or royalty for compiled applications

Support Services for registered users:

- Technical Assistance Hotline
- Periodic newsletters and low-cost updates
- Bulletin Board System

Call or write for detailed product information and prices. Consulting and Educational Services available by special arrangement.

LMI Laboratory Microsystems Incorporated
Post Office Box 10430, Marina del Rey, CA 90295
Phone credit card orders to: (213) 306-7412

Overseas Distributors.

Germany: Forth-Systeme Angelika Flesch, D-7820 Titisee-Neustadt
UK: System Science Ltd., London EC1A 9JX
France: Micro-Sigma S.A.R.L., 75008 Paris
Japan: Southern Pacific Ltd., Yokohama 220
Australia: Wave-onic Associates, 6107 Wilson, W.A.

PUBLIC-DOMAIN UTILITIES

number appears to be growing daily. In assembling my list, I have concentrated on some of the larger bulletin boards and copy services, but local bulletin boards have a surprisingly large selection; many have well over half of the programs on this list. Give them a call and see. You might not find precisely the program I've mentioned, but another program there may fill your needs or you may unexpectedly find new and exciting listings. There is in the public domain, for example, a large and growing number of .txt and .doc files that review new software and hardware, give programming tips, identify bugs in hardware and software, explain patches to existing software, and summarize on-line discussions. Download, read, and be informed.

The largest boards may require a long-distance call, but you are very likely to locate 80 percent of all the utilities. Among many, you might try Kingcomm at (713) 360-1316, The Eclectic BBS at (914) 221-2248, the Fargo Board at (701) 293-5973, the IBM PC Information Exchange at (312) 882-4227, or the Boston Computer Society at (617) 353-9312. There are, of course, hundreds of other boards with substantial collections; many of the bulletin boards maintain lists of active BBSs. Readers who do not yet have modems can still obtain many of the programs they want through their local users group or through the mail from services such as PC Software Interest Group (1030 East Duane, Suite J, Sunnyvale, CA 94088) or from the New York Amateur Computer Club (Box 106, Church Street Station, New York, NY 10008), which will ship you the programs you need for a copying fee.

Most of the utilities are available from a wide variety of sources, but some are more difficult to find because they seem to have appeared only on CompuServe. I have marked these with a [C]. I have divided the utilities into the following categories: disk utilities and DOS aids, memory and system status, keyboard assistance, text/file manipulation, graphics and screen control, application software, printer utilities, telecommunications, languages, and language aids. Happy public domaining.

DISK UTILITIES AND DOS AIDS

These utilities are among the most numerous and useful. There are RAM disks, applications to examine and modify sectors and tracks on your disks, directory and DOS enhancements, utilities for your hard disk, and a variety of utilities to test, fix, or modify your hardware.

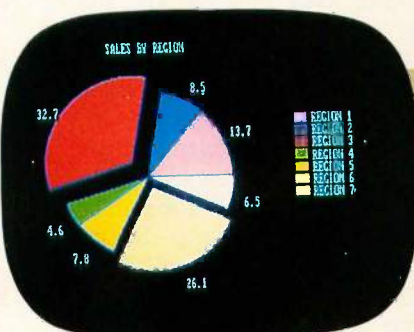
First, a number of flexible RAM disks are available. RAM-DSK16.COM and FREE.COM provide a 160K-byte RAM disk; later versions of FREE.COM automatically save data when you reset. Other RAM disks include QDCOM, which requires the Quadram board, HDS320.EXE and RAM-DSK32.COM, which set the RAM disk for 320K bytes, and HDS512.EXE, which gives you a 512K-byte RAM disk. RAMDISK2.LBR lets you vary the size of the RAM disk.

A number of utilities simplify DOS-related tasks. SHELL.COM keeps COMMAND.COM resident. FOR-

(continued)

STATGRAPHICS.[®] ONE KEYSTROKE TURNS LIFELESS DATA...

NEW
VERSION 1.1



Data Updated: 03/01/85 Data Editor Maximum Rows: 100
Number of Columns: 8

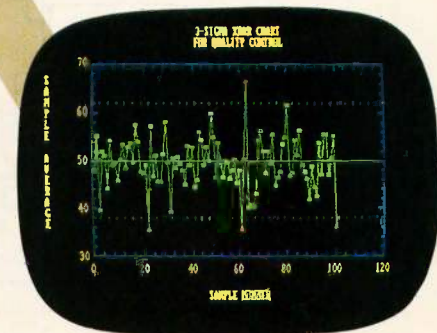

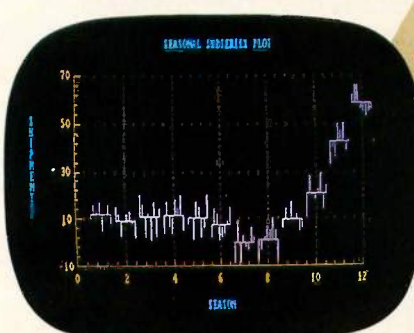
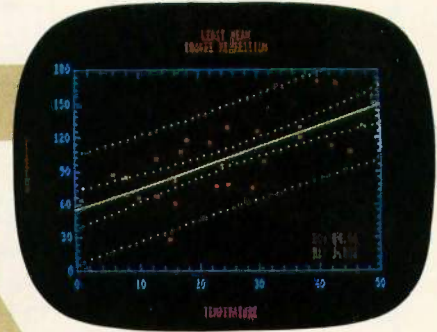
Row	X	Y	SALES	SALES	SALES	SALES	SALES	SALES
1	47.1	1000	10.1	2.115	20000			
2	26.1	1000	10.1	2.872	20000			
3	28.2	1000	10.1	2.726	60000			
4	30.4	2070	10.1	2.771	11000			
5	28.1	1000	10.1	2.146	10000			
6	18.0	3365	10.1	3.136	60000			
7	18.2	3720	10.1	3.090	10000			
8	20.2	2070	10.1	3.132	27500			
9	19.2	3070	10.1	2.150	31500			
10	20.2	3100	10.1	4.301	60000			
11	20.2	2365	10.1	9.784	10000			
12	20.1	2700	10.1	7.910	20000			
13	20.1	2430	10.1	2.441	50750			
14	10.4	3210	10.1	2.476	15000			

Length: 159 650 100 100 104 20
Type: F F F F F F

Column of Row 1 and Column 1 F F

* TITLE: SAVE DELETE ACROSS BINSORT INVSORT TINVSORT BINSORT PRINT TOUT RECDEF

INPUT: FILE:MA1 1005 02:54:31PM VERSION:1.0



INTO VITAL STATISTICS.

Data. You live with it every day. What you need are the tools to make it come alive. Comprehensive analytical tools. Mathematical precision. And graphics capabilities to broaden your insights — to help you visualize, analyze, and communicate your findings quickly and convincingly.

And now you've got it. With STATGRAPHICS — a new PLUS★WARE™ product from STSC. STATGRAPHICS is the only PC software to fully integrate a wide variety of statistical functions with high-resolution color graphics. Giving you the power and precision you used to find only with mainframe software.

STATGRAPHICS' unique interactive environment allows you to generate graphs from within the statistical procedures. You can change a variable and see the effect — immediately. So your job is easier and you're more productive.

MORE OPTIONS FOR MORE COMPREHENSIVE ANALYSIS.

STATGRAPHICS features over 250 functions for analyzing data — including analysis of variance, regression analysis, experimental design, quality control procedures, multivariate techniques, nonparametric methods, and extensive forecasting and time series analysis.

It also lets you enter data at the keyboard or access data stored in standard ASCII files, LOTUS® 1-2-3 worksheets, and DIF files used by other popular software packages.

TELL A CLEARER, MORE DRAMATIC STORY.

STATGRAPHICS includes a wide variety of graphics programs such as two and three-dimensional line and surface plots, bar and pie charts, histograms, time sequence plots, and quality control charts.

The graphics are supported on color and monochrome graphics boards, dot-matrix printers, and pen plotters for presentation quality graphics.

SOPHISTICATED STATGRAPHICS IS SURPRISINGLY SIMPLE TO USE.

STATGRAPHICS is completely menu-driven, and includes a comprehensive user's guide, online HELP screens, tutorial, and handy reference card. And STSC's HELP-Line is only a phone call away — giving you ready access to our staff of technical experts.

TAKE A LOOK AT STATGRAPHICS.

AND LOOK NO FURTHER.

STATGRAPHICS is the most advanced statistical graphics software available for PC's. And the complete system is just \$695.

To order STATGRAPHICS, or for more information, contact your local dealer or call 800-592-0050 (in Maryland, 301-984-5123). Or write STSC, Inc., 2115 E. Jefferson St., Rockville, MD 20852. Major credit cards accepted.

Inquiry 188.

Problem-solving at the speed of thought.

STSC A Contel Company
STATGRAPHICS operates on IBM PC's and compatibles under DOS, Version 2.0 or later. A minimum of 384K RAM, a graphics adapter and compatible monitor, and two double-sided disk drives or a hard disk are required. An 8087 math coprocessor and 512K RAM are recommended. STATGRAPHICS is a registered trademark of Statistical Graphics Corporation. PLUS★WARE is a trademark of STSC, Inc. LOTUS is a registered trademark of Lotus Development Corporation.

GIVE YOUR SYSTEM

BACKBONE™

STRUCTURE, ORGANIZATION, and FINGERTIP CONVENIENCE
for IBM PC/XT/AT and COMPATIBLES


You create a set of linked menus with Backbone's MENU PROCESSOR™. The menus you've customized remain in low memory. Then, a single keystroke takes you immediately to any program, batch process, or simply another menu.

Experienced users:

- Speed up and simplify your activities, whether word processing, data-basing or programming
- Open your system's offerings to coworkers, customers, and family members

Less experienced users:

- BACKBONE** means supreme friendliness
- No longer any need to remember complicated DOS commands, paths, or file names



How do you use BACKBONE?

- 1) Customize a menu set with the Menu Processor
- 2) Create any number of menu sets, one for each user or group of users
- 3) Place your programs where you want them; on hard disk, virtual disk, or floppy
- 4) Execute **BACKBONE**

IT'S AS SIMPLE AS THAT!

PUT SOME
BACKBONE
IN YOUR LIFE
FOR ONLY

\$39⁹⁵

plus ⁹/₄ postage and handling

TO ORDER CALL

800/237-6360 ext. 314

800/282-1152 ext. 314 (FL)

MASTERCARD/VISA

Synchrony Systems
4191 San Juan Avenue
Jacksonville, FL 32210

MOST IMPORTANT PC ADD ON YOU CAN BUY



**INTERFACES UP TO 5 OUTSIDE LINES WITH 12 TELEPHONES
ALEXIS, THE PHONE SYSTEM FOR SMALL BUSINESSES**

- It speaks to you
- It's user programmable
- It records all phone calls & numbers dialed
- Restricts any number or prefix such as 411, 976
- Alexis uses standard touchtone telephones offering access to all features and lines
- A caller can retrieve information from the PC's diskette using his phones keypad

Alexis does not need a PC, but interfaced with one, will open a whole new world without interfering with the PC's operation.



Adax, Inc.

6961 Peachtree Industrial Boulevard Norcross, Georgia 30071 (404) 662-1504 Telex: 707355 OASIS

INTELLIGENT COMMUNICATIONS FOR ENTERPRISING BUSINESSES

MAT2.BAT formats disks in the A and B drives at the same time. CATCOM, SDIR26.ASM, SD.COM, and LFCOM sort directories by filename, extension, date, time, file size, and other criteria. XDIR displays an "extended directory," including file attributes such as whether the file is a system file, a read-only file, or a hidden file. GETDIR.PAS provides the Pascal source code for reading the directory. PART-COPY.EXE copies files on double-sided disks to two single-sided disks. GDEL.EXE and PURGE.COM allow global file delete with yes/no verification. VCOPY.COM is a similar global file-copy utility. FDATE.LBR allows you to change the file dates. RO.COM marks files as read-only. RW.COM marks files as read/write. CV2.COM and VOLSER.COM can write or change the volume label on your disks. QD-COPY.DOC explains how to modify DISKCOPY in order to eliminate the prompts, and DCBA.HOW explains a patch to DISKCOPY for those who need many copies of a disk. DSKPAT.TXT [C] explains how to patch DISKCOPY and DISKCOMP for large-memory PCs. FILECMD2.BAS provides several DOS commands from BASIC. CLS.COM allows you to clear the screen from the DOS prompt.

DISKMOD.BAS, DISKMODF.BAS, and DISKREAD.EXE allow you to examine and modify disk sectors. Pascal source code is available for the latter. DISKRTN.EXE and HIDEFILE.BAS are dedicated to the task of examining and modifying the disk directory. Use them to recover lost or deleted files. DIRSORT1.BAS permanently sorts the disk directory. Finally, several programs provide a "switch" from DOS to different graphics and text modes. COLOR40.COM and COLOR80.COM switch to the 40- and 80-column color-graphics text modes. MONO.COM switches from DOS to monochrome 80-column text. COLORG.COM switches to monochrome medium-resolution graphics.

Several programs provide some measure of file security. DIRHIDE.LBR hides and "unhides" directories. CRYPT.EXE encrypts text files. PWORD.BAS requires that you enter a password before using the system.

There are several utilities for hard-disk users. FF.EXE and WHEREIS.LBR search through all subdirectories for a specified file. If there is more than one copy of the program, WHEREIS.COM will identify the directories in which you can locate the file. FORMAT.FIX prevents the accidental formatting of a hard disk. IBU.LBR is an incremental hard-disk backup utility. BACKSTAT.EXE checks the status of hard-disk files that have not yet been backed up. RED.COM and MOVEFILE.LBR move files from one subdirectory to another. DIRENAME.COM renames subdirectories. ARAQ.EXE erases files across subdirectories. DIRCTY.COM provides sorted directories of your subdirectories. LFCOM displays the files on the current subdirectory. MENU.LBR is a hard-disk menu system. DISKPARK.LBR places hard-disk heads over the shipping cylinder.

Most bulletin boards have "squeezed" files that occupy less disk space and download more quickly. To use these files, which are usually marked with a Q in their extension, you will need to use an "unsqueezer." Most services

(continued)

WOULD YOU BUY A PACEMAKER FROM MATTEL?

IBM/PC-based LOGIC LINE-1™ artificial intelligence software is so advanced, that competitive products are toys by comparison.

There aren't very many who'd stake their lives on a toy-store pacemaker. Luckily, we won't have to worry about their rancid cells polluting mankind's gene pool very long anyhow. Such brain-damaged geeks tend to die young.

If you've recently spent money on artificial intelligence software, you might be wishing a few programmers had croaked before writing that blithering swill they named AI and palmed off onto you. What they call an "inference engine" is nothing more than an IF-THEN decision tree that can't even do a very good job of arithmetic*.

We're Clarity Software, and we're introducing a product that can take a massive amount of text from any machine-readable source, and mathematically distill thought processes for query and analysis. This process, as distinguished from *expert systems*, is referred to as *natural-language intelligence*.

In this ad, we're going to explain to you why you'd be crazy not to have our package in your portfolio of data-manipulation assets.

DERIVE THE DNA/RNA OF ANY WRITER'S THOUGHT PROCESSES.

LOGIC LINE-1 was the result of the interaction between a couple of cyberneticists and a physicist, with combined experience in high-performance learning and pattern-recognition programming. The physicist was responsible for one of the first DNA/RNA-tracking systems (the *RNA-of-thought* assertion is more than just an advertising creation). We are not your ordinary bunch of yahoos.

Imagine having the collected thoughts of Voltaire online. If you were interested in viewing Voltaire's thoughts on "job security," you would enter that term in the search menu.

Now you're thinking: "Nuts! These yahoos are trying to sell me something my supposedly *toy* text editor can do with a search command. Right?"

Wrong, pussycat. Your inference process was a little quick on the trigger. Never, in any of Voltaire's writing, was there ever the phrase "job security!"

"Ok," you reply. "You have a dictionary of synonyms, eh?" Wrong again. LOGIC LINE-1 has no dictionary. Interesting?

Essentially, LOGIC LINE-1 uses a series of mathematical transformations on text, the out-

put of which is cataloged in a database analogous to a biological DNA/RNA imprint of that text.

There are approximately one dozen parameters that make up a *thought's DNA/RNA*. Some transformations fingerprint syntax patterns; some look at subject/predicate relationships via a small dictionary of several dozen *noise* words.

After setting up the above Voltaire "job security" query, LOGIC LINE-1 will present you with high-possibility "hits." You will type "Y" when they are relevant, and "S" for skip, when they are not.

The first several "hits" might be rejected, since the term "job security" will not be found. Once you get an acceptable entry, however, and lock onto an acceptable *RNA-of-thought* pattern, the accuracy of LOGIC LINE-1 will be staggering. Or we'll refund your money. Simple enough?

"I'M NOT INTO VOLTAIRE; YOU SAY. WHY DO I NEED LOGIC LINE-1?"

How would you like to be able to turn any textbase into an expert system? For example, most PC users rely upon word processing. The problem is, we store our correspondence in files with names like "LT062185" or "REJECT21" or "RANDOMTH." As a result, we reinvent the wheel with each letter we compose. Why do this?

Using LOGIC LINE-1, you can append all your written correspondence into one textbase file. Sure, any word processor could do a straight search for a term like "quality." But none can do this search as fast as LOGIC LINE-1. And none could turn up the "quality" references if queried for the term "workmanship!"

Thus, when writing letters and speeches, use LOGIC LINE-1 to collect previously articulated thoughts on any given subject. Whatever your profession, be it law, medicine, engineering or information management, LOGIC LINE-1 is an indispensable tool for true thought processing.

Now that thousands of textbases are publicly available, LOGIC LINE-1 is the key to their intelligent use. Once the computer establishes associative links in a large body of material, many creative applications are possible.

TRUE AI! CLONE THE GREAT MINDS ON YOUR PC.

Did Bacon write Shakespeare? Did Albert Einstein have anything relevant to say on the subject of "generation gap?" How many congressmen consistently contradict themselves in the *Congressional Record*?

The uses of LOGIC LINE-1 are limited only by the availability of textbases, and by your imagination.

Do you dare send a student to college without LOGIC LINE-1 and a PC? Would YOU care to compete in business with someone else who has this leading-edge, decision-support software?

Einstein should write your papers on relativity. Alfred North Whitehead should write your papers on philosophy. And Shakespeare should write your love letters.

1985'S SPECIAL \$100 LIMITED-TIME OFFER WILL BE HISTORY IN 1986.

This is our very first, and only, announcement ad. For the rest of this year, you may obtain LOGIC LINE-1 for only \$100 (note, we didn't try to fool you with a \$99.95 price tag; we *do* give you, as well as your computer, some credit for intelligence). As of January 1, 1986, LOGIC LINE-1 will retail for \$250.

To find out more about LOGIC LINE-1, call 216/729-1132. You may order by phone by calling 800/621-5839 (or in Illinois, call 800/972-5855). Return the product for any reason whatsoever within 30 days for a full refund. If you are with the US government or one of the intelligence *spook shops*, LOGIC LINE-1 is available to federal/DOD buyers through IBIS Corporation, 131 Elden Street, Herndon, VA 22070 (call 800/532-3344 or 703/478-0300).

You COULD spend your next \$100 for other software. You could also ask Weird Al Yankovic to install that terrific new pacemaker from your kids' *Young Doctor* toy kit. Call today and save more than just money.



A Div. of EXPANSION PGMS INT'L, Inc.
PO BOX 839 • Chesterland, OH 44026 • USA
(216)729-1132


*The only other package out there worthy of the label "artificial intelligence" is from Teknowledge in Palo Alto, and we don't compete with them. They build "expert systems" while our emphasis is on "natural language" systems. We mention them in passing, because they're one of the few "good guys." Copyright © 1985 by Clarity Software. LOGIC LINE-1™ is a trademark of Clarity Software, and requires a 128K IBM PC with at least one diskette drive and runs under MS/DOS 2.1 and up. IBM™ IBM Corp. MATTEL™ Mattel. We hope the swell people at Mattel can take a joke. Advertising & PR by TRBA, 408/258-2708.

Votrax Announces

VOTALKER IB & AP

New Industry Standards For Talking Personal Computers. Exclusively for IBM PC and XT, Apple II, and Compatibles. From Votrax, The Pioneer in Synthetic Speech Systems.

**Give your IBM PC and XT
and Apple II the
Power of Speech**



Until Votalker IB and AP, synthetic speech systems for personal computers were like a piano with 50 keys, an eagle with a broken wing, and a singer with a two-octave range. When Votrax developed the SCO2 speech synthesis chip, it was the classic case of advanced technology in need of support systems to unlock its dormant powers. Now, Votalker introduces a revolutionary family of text-to-speech translators — the key to the lock. First members of the family are the Votalker IB for IBM PC and XT and the Votalker AP for Apple II, Apple IIe, and Apple Plus. With Votalker these units play the piano with all 88 keys. Soar through unlimited vocabulary, using 32 inflections and 4,100 pitch settings. Sing in five octaves, and generate sound effects in 16 amplitudes.

A Newly Designed Circuit Board includes:

- SCO2 chip • speaker • audio amplifier
- volume control • external speaker jack.

The board operates in the host computer slot, eliminating the need for serial ports and cable hookups. Internal editing and smoothing ensure clarity and integrity of speech.

The Text-To-Speech Translator sets Votalker above all other synthetic voice products. Text is generated through programs or keyboard and translated directly into spoken language. The sophisticated software on a diskette offers:

- unlimited vocabulary
- little use of system memory • exception table that stores and accurately pronounces difficult words.

Other Votrax Products — the stand-alone Personal Speech System and Type 'N Talk — are currently used in thousands of applications.

Votalker Prices Begin at \$179

Call Votrax at (800) 521-1350*



VOTRAX, INC.
1394 Rankin
Troy, Michigan 48083
(313) 588-2050
*In Michigan, Call Collect
(313) 588-0341

provide them, and it may be necessary to use the utility recommended by the particular board from which you acquire your software. Unsqueezers include USQ.EXE, NUSQ110.COM, and ALUSQ.COM. Much of the software also appears in library files, easily recognized by the .LBR extension. To use these files, you may have to extract the files and then unsqueeze them. LSWEET13.COM and NULU.COM are flexible utilities that allow you to perform both operations at the same time.

Other utilities include CLEAN.COM, CLEANDRV.BAS, and WASH.COM, which exercise the disk during the use of disk-head cleaners. SPEEDUP.COM purports to speed up disk I/O. TWOSIDE.COM allows you to address two double-sided drives as a, b, c, and d. There are a number of disk-drive maintenance programs, including DRIVE-TST.BAS and DSKTST.BAS; they can determine the speed of your drives and if your disks have bad sectors. ALIGN.BAS, a disk-head alignment utility, provides control over disk-arm movement.

MEMORY AND SYSTEM STATUS

Many public-domain programs, including LOOK.COM, SCREEN.PAS, MEMDUMP.BAS, and CORELOOK.COM, examine the contents of specified addresses in memory. SYSTAT.COM and PCS.COM display general system status. EQUIP.COM and CHECKOUT.BAS assess your serial and parallel interfaces and equipment. 8087TEST.EXE checks the 8087. REGDISP.ASM displays 8088 registers in real time. MTEST.COM detects PC memory errors.

JOYSTEST.BAS is one of many joystick testers. LPEN-TEST.BAS checks your light pen. SEESWITCH.BAS displays the computer switch settings. DIPSET.BAS lets you configure them. MEMORY.COM sets memory size without your having to alter the switch settings. PARITY.COM disables parity checking, and both PARINT.COM and PARCHK.LBR provide a parity-check intercept handler. With the latter two, you can save your files before testing the system for the problem that caused the parity check. PAR-BNK.HEX, a modification of PARCHK, reports the bank number that had the error. Finally, MEM640.ZAP modifies the BIOS to allow 640K bytes of memory.

KEYBOARD ASSISTANCE

There is a general assortment of utilities that provide keyboard assistance. A number of routines, including BASIC-KB.EXE, KEYBOARD.EXE, and PCKEY.COM, purport to provide collections of keyboard utilities. Several programs, including KYBD.BAS, output keyboard input to the printer like a typewriter. Other programs, like BUFFER.COM, KBD_FIX.COM, BUFF159.COM, and KBBUFF.BAS, extend the keyboard buffer. CED, for command editor, provides a command stack in DOS and allows you to edit DOS commands with the cursor keys. QUICKREF.BAS creates templates for keyboard reference.

Many programs provide extended keyboard control. BIGANSI.SYS, an enlarged version of ANSI.SYS, lets you

(continued)


MICROWAY'S 8087 RUNS 1-2-3™!

MicroWay is the world's leading retailer of 8087s and high performance PC upgrades. We stock a complete selection of 8087s that run at 5 and 8mhz. All of our coprocessors are shipped with a diagnostic disk and the best warranty in the business - one year! We also offer daughterboards for socketless computers such as the NEC PC and PCjr, and a board which increases the clock speed of the 80287 from 4 to 8 mhz. Our NUMBER SMASHER™ includes 512K ram. It will run the IBM PC at clock speeds up to 10mhz and achieves a throughput of .1 megaflops

with 87BASIC/INLINE, Intel Fortran, or Microsoft Fortran. Software reviewers consistently cite MicroWay software as the best in the industry! Our customers frequently write to thank us for recommending the correct software and hardware to meet their specific needs. They also thank us for our same day shipping! In addition to our own products which support the 8087 and 80287, we stock the largest supply of specialized software available anywhere. For information call us at

617-746-7341

FASTBREAK™ . . . MicroWay's software turns on your 8087 during 1-2-3™ execution. Recalculations run up to 36 times faster. When used with the NUMBER SMASHER™ it can provide a total increase in 1-2-3™ execution speed of up to 79 to 1. FASTBREAK provides you with the unique capability for running other programs on top of 1-2-3. These programs can be written in BASIC, PASCAL, Fortran or C and can access the current values in your 1-2-3 worksheet. **\$79**
FASTBREAK & NUMBER SMASHER \$1099



MicroWay® 8087 Support

For the IBM PC, PC XT, PC AT and Compatibles.

NUMBER SMASHER™ The World's Fastest Accelerator Card for the IBM PC, XT, and Compatibles! Includes an 8086 and 8087 pair tested to 10mhz, and 512K bytes of high speed ram. Compatible with all software, operating systems and hardware! Your program speed is increased by a factor of 2.5 to 4.0. Floating point programs run up to 2.8 times faster on the PC than on an 80287 equipped PC AT **\$1049**

MATRIXPAK™ manages a **MEGABYTE!** Written in assembly language, our runtime package accurately manipulates large matrices at very fast speeds. Includes matrix inversion and the solution of simultaneous linear equations. Callable from MS Fortran 3.3, 87MACRO, and 87BASIC/INLINE each **\$150**

87FFT™ Written in assembly language, performs Forward and Inverse FFTs on real and complex arrays which occupy up to 512K bytes of RAM. Also does convolutions, auto correlations, hamming, complex vector multiplication, and complex to radial conversions. Callable from MS Fortran, 87MACRO, C, TURBO PASCAL or 87BASIC/INLINE **\$200**

87FFT-2™ performs two-dimensional FFTs. Ideal for image processing. Requires 87FFT **\$100**

GRAPHICS PACKAGES

Grafmatic for Fortran or Pascal. **\$125**
 Plotmatic for Grafmatic. **\$125**
 MultiHalo (one language) **\$189**

DFixer™ - Eliminates the AT hard disk problem! A disk which thoroughly checks PC or AT hard disks for bad sectors and updates the MS DOS file allocation table accordingly **\$149**

EPSILON™ - our favorite in-house editor lets you simultaneously edit up to 11 source files and concurrently run a compiler or linker. A real timesaver! **\$185**

87BASIC/INLINE™ converts the output of the IBM Basic Compiler into optimized 8087 inline code which executes up to seven times faster than 87BASIC. Supports separately compiled inline subroutines which are located in their own segments and can contain up to 64K bytes of code. This allows programs greater than 128K! Requires the IBM Basic Compiler and Macro Assembler. Includes 87BASIC **\$200**

87BASIC™ includes patches to the IBM Basic Compiler and both runtime libraries for USER TRANSPARENT 8087 support. Provides super fast performance for all numeric operations including trigonometrics, transcendental, addition, subtraction, multiplication, and division. . . . **\$150**

87MACRO/DEBUG™ - contains all the pieces needed for writing 8087/80287 assembly code including 8087 macros, object libraries for commonly used functions, including transcendental, trigonometrics and conversions between strings and real numbers. Our 87DEBUG completes the package **\$199**

OBJ→ASM™ - a multipass object module translator and disassembler. Produces assembly language listings which include public symbols, external symbols, and labels commented with cross references. Ideal for patching object modules for which source is not available **\$200**

RTOS - REAL TIME OPERATING SYSTEM

RTOS is a multi-user, multi-tasking real time operating system. It includes a configured version of Intel's iRMX-86, LINK-86, LOC-86, LIB-86, OH-86, and MicroWay's 87DEBUG. Runs on the IBM-PC, XT, PC-AT and COMPAQ. **\$400**

INTEL COMPILERS¹

FORTRAN-86 **\$750**
 PASCAL-86 **\$750**
 PL/M-86 **\$500**
 ASM-86. **\$200**

¹Requires RTOS or iRMX-86. All Intel compiler names and iRMX-86 TM Intel Corp.

8087 5mhz \$109
 Including DIAGNOSTICS and one-year warranty For IBM PC and compatibles.

8087-3 5mhz \$175
 For the Tandy 1200.

8087-2 8mhz \$175
 For Wang, AT&T, DeskPro, NEC, Leading Edge.

80287-3 5mhz \$199
 For the IBM PC AT and Compaq DeskPro 286.

287Turbo™ 8 mhz \$395
 With Reset Button and Diagnostics.

64K RAM Set \$8

256K RAM Set \$29

256K CMOS RAM Set \$39

128K RAM Set PC AT \$150

AST Advantage™ \$439

JRAM-2™ (ØK) \$169

JRAM™ AT (ØK) \$229

JRAM-3™ (128K) \$275

MAYNARD ACCENT \$225

FORTRAN, C and BASIC

Microsoft Fortran Version 3.3 **\$229**
 IBM Professional Fortran **545**
 Ryan-McFarland Fortran **399**
 FORLIB+ or STRINGS and THINGS. **65**
 Lattice C or Microsoft C Version 3.0 **299**
 FLOAT87 **150**
 IBM Basic Compiler Version 2.0 **445**
 Microsoft Quick Basic **89**
 Summit BetterBASIC™ **175**
 True Basic. **105**

MACRO ASSEMBLERS

IBM Assembler with Librarian V. 2.0 **155**
 Microsoft Assembler Version 3.01 **125**

PASCAL and APL

Microsoft Pascal Version 3.3 **199**
 Borland Turbo with 8087 Support. **85**
 STSC APL★PLUS/PC. **450**
 STATGRAPHICS. **595**
 COSMOS Revelation **750**
 Phoenix Plink86. **295**
 SPSS/PC **595**

FASTBREAK and NUMBER SMASHER are trademarks of MicroWay, Inc. Lotus and 1-2-3 are trademarks of Lotus Development Corp.

European Customers: Please call MicroWay in London at 01-223-7662.

MicroWay

P.O. Box 79
 Kingston, Mass.
 02364 USA
 (617) 746-7341

**The World Leader
 in 8087 Support!**

THE WINNING TEAM

The Marchant Retail System For IBM PC

- Multi-user capabilities — up to four registers per PC
- Non-dedicated processing — runs other software while the registers operate
- Bar code reader interface
- Easy-to-use inventory and receiving package
- Action-oriented sales and inventory reports to help you streamline your business and realize your profit potential
- Marchant's Programmable CT-1000 Communicating Cash Register — the ultimate in flexibility

**VARs & DEALERS
CALL 800/222-4844**



Marchant

A Division of Addmaster Corporation
Los Angeles

Since 1910
London

redefine up to 40 keys. ANSI2K.LBR is another form of ANSI.SYS with a 2K-byte buffer. KBRATE.COM and SPEED-KEY.COM change the rate at which the keys repeat. The latter also claims to speed keyboard I/O. NEWKEY.BAS reassigns the 10 function keys, while FKREST.COM resets the keys to their original functions. FKEYS.LBR redefines the Alt-function key combinations. KEYSBAS.BAS and OPKEYS.BAS program the function keys for BASIC programming. SETKEY.EXE and DEFKEY.COM are keyboard reassignment programs; ORIGINAL.KEY contains the original keyboard configuration. CNTRLBK.BAS demonstrates how to disable Ctrl-Break. SHIFTBS.COM converts the backslash key into a left shift key; SHIFTIBM.COM converts it back. KEYLOC.EXE and KEYHELPCOM make the shift, Alt, and Ctrl keys into toggles, a useful feature for handicapped users. FLIP.COM, UPNUM.COM, and KEY-FLAGS.COM provide further control over the Caps Lock and Num Lock keys.

TEXT/FILE MANIPULATION

You may find some useful public-domain utilities if you frequently have to convert from one text format to another or if you commonly need to manipulate text files. TXTPRO.EXE, ASCFILTR.BAS, and FILTER.BAS are filters that remove control and non-ASCII characters from ASCII files. Use them, for example, to remove control characters from downloaded files. CR.BAS filters BASIC files. ADDCR.BAS and CRETURN.BAS, other useful programs for manipulating downloaded files, add carriage returns to the end of every line in a text file. WS-FIX.COM, WS-ASCII.BAS, UNWS.EXE, and many other programs strip the high-order bits from WordStar files to convert them to ASCII. WS-INDEX.COM indexes WordStar files. EZW2-ASCII.BAS converts EZWriter files to ASCII.

CHOP.LBR sections large text files. ADD-LF.BAS adds linefeeds to files that contain only carriage returns. JUSTIFY.EXE allows right and left justification of text files. DETAB.EXE expands tabs in a file to a specified number of spaces. LOWER.COM and UPPER.COM convert text files from and to lowercase and uppercase. WC.EXE counts the number of words in a text file. DOCANAL.LBR |C| analyzes the line length to help you decide how to print the file. DUMPFIL.PAS produces hexadecimal and ASCII dumps of disk files. BIHEX.BAS, HEX.BAS, and HEXCONV.BAS convert files among binary, hexadecimal, and ASCII.

Several utilities ease string-related tasks. DEFINE.EXE is a string-replacement macro. KWIQ.LBR, FIND.EXE, and UTSCAN.EXE scan for occurrences of text strings in files; SORT.EXE sorts them; CHANGE.EXE replaces them. There are several sequential file utilities. For example, DATA-FIX.BAS adds or removes line numbers, and KILL-NULL.BAS removes nulls.

GRAPHICS AND SCREEN CONTROL

There are also a number of useful public-domain graphics and screen-control programs. If you're concerned about


(continued)

9-TRACK 1/2" MAINFRAME TAPE
SUBSYSTEM FOR THE IBM
PC/XT/AT WITH FREE BACK-UP



MAG TAPE

- Worldwide data interchange
- Automatic tape loading
- High-speed hard disk back-up FREE
- Dual density at 800 or 1600 BPI
- Allows direct tape access under any language supported by DOS 2.0
(A Telebyte exclusive)



TELEBYTE TECHNOLOGY INC. (800)835-3298
270 E. Pulaski Road A Public Company
Greenlawn, NY 11740 TWX510-226-0449 (516)423-3232

We've gone to great widths to make you look good.



Introducing New SIDEWAYS™ Version 3.

Sideways has always been the favorite way to print nearly everything that's too wide for a printer. Not surprising.

It's quick. It's easy. And it makes clean, one-piece printouts as wide as you like. So you get spreadsheets that really spread out. Pert charts that peer far into the future. All kinds of extra-wide reports without staples, glue or tape.

But now Sideways Version 3 goes even further.

Especially for 1-2-3™ and Symphony.®

Now you can make short work of those wide 1-2-3 spreadsheets. No need to make print files. Just highlight a range and print right from your worksheet file using familiar Lotus-like menus.

Mix bold, underlined and expanded type, all on the same page. Print through or skip over perforations. Make the finest extra-wide printouts this side of typesetting.

Using Symphony? Sideways chimes right in to print any worksheet you've loaded without ever leaving your Symphony session.

No matter what software you use.

Spreadsheets, databases, word processors, project planners. Whatever you use, you'll get more out of new Sideways.

Choose from nine different type sizes, from "minuscule" to "mammoth." Print bold, underlined or expanded – whatever your software can create. Even foreign language and line-drawing characters. Plus, there are so many ways to adjust margins, spacing and page size, it stretches the imagination.

Sideways Version 3 for the IBM® PC and all popular dot-matrix printers. Available now at computer dealers nationwide. Or directly from Funk Software with your check, Visa or Mastercard.

At just \$69.95 a copy, you'll never want for width again.

Special upgrade offer!

Just send \$20 along with your current Sideways program disk and manual directly to Funk Software. We'll send you Version 3 right away.



Funk Software, 222 Third Street, Cambridge, MA 02142. Phone (617) 497-6339.

Copyright 1985, Funk Software, Inc. Sideways is a trademark of Funk Software. Lotus, 1-2-3 and Symphony are registered trademarks of Lotus Development Corp.

BUILD YOUR OWN P.C.

PC-XT Mother Board

IBM™ Fully Compatible
8088 Micro-Processor
with 8087 Math Pros Socket,
8 I/O Slots, 256K On Board Memory
Assembled & Tested Board & All Components
1 - \$229 3-4 \$219 4-10 \$200
Over 10 Call
IBM is a trademark of International Business Machines

PC Case with Hinged Top

Easy, Quick Access
Fits IBM PC/XT
Mother Board 2 - 4 Drives
Hardware for Mounting Quality Case — All Metal
1 - \$79 2-3 \$75 4-10 \$70



PC-XT Compatible incl

640 K RAM 2 - DS/DD Disks 360 K
135 Watt Power Supply
2-RS232 Serial Ports 1 Parallel Port
Real Time Clock - Cal Bat Backup
RAM Disk, Print Spooler
Assembled & Tested! Everything you need
except Monitor & Card
1 - \$1,059 2-3 \$1,000 4-10 \$975
20 Meg Version \$1,575

Enhanced Keyboard for IBM PC

Enlarged Return Key & Shift Key
LED Indicators on Cap's Lock & Number Keys
Fully IBM Compatible
1 - \$89 2-3 \$85 4-10 \$80



135 Watt Power Supply

- 4 Drives Power Plugs
- Side Switch Model like IBM

1 - \$109
2-3 \$105
4-10 \$100



Multifunction Card

PRICE BREAKTHROUGH
2 Serial Ports

Game Port Printer Port
Real-Time Clock-Calendar
Ram Disk Print Spooler

With 384 RAM \$229
3 or more \$199

We also carry a complete line of PC PLUS™ Add-Ons for all IBM™ PC & Compatibles



Use our TOLL-FREE Order Line Mon.-Fri. 9 am-6 pm EST.

1-800-822-1211

In PA: 215-822-7727

252 Bethlehem Pike, Colmar, PA 18915 PCII

Bluestreak

QUALITY COMMUNICATION SOFTWARE

TERMINAL EMULATION FOR THE IBM PC

- **TWO COMPORTS** — allows two terminal sessions simultaneously
- **EMULATES VT100** and nine other popular terminals
- **PROGRAMMABLE**
- **MODEM** support for the D.C. Hayes standard
- **DOS** access with a single keystroke
- **ASCII - EBCDIC** code translation
- **KEYBOARD DEFINITION** for all function keys
- **CHARACTER** filtering
- **BAUD RATES** to 9600
- **CODE TRANSLATION** by user table
- **PHONE** directory
- **ASCII and XMODEM** file transfer
- **HELP** screens
- **USER DEFINED XON-XOFF** characters

\$49.95

PLUS \$3.00 FOR POSTAGE AND HANDLING
TO ORDER CALL TOLL FREE — 1-800-237-6360
IN FLORIDA CALL 1-800-282-1152
ASK FOR OPERATOR 222

MASTERCHARGE, VISA, CHECK OR MONEY ORDER

OR WRITE:

LANG-ALLAN, INC.
2431 ALOMA AVE. SUITE 103
P.O. BOX 1341, WINTER PARK, FL 32790
(305) 677-1539

IBM and D.C. Hayes are registered trademarks of IBM CORP. and HAYES Microcomputer Products.

burning out the phosphors on your monitor, get COLBLNK1.COM or MONBLNK1.COM, which blank the color or monochrome display when no keys have been pressed for about five minutes. If you are bored with the default screen, try CL.COM, which sets the background to blue, sets the foreground to yellow, and provides a block cursor, KOLOR.COM, which allows you to set the foreground, background, and border colors, or CLOCK.COM, which puts a digital clock in the upper right-hand corner of your screen. CRL.COM alters the size and shape of the cursor; NOBLINK.COM stops the cursor from blinking.

GFX.COM provides a graphics driver for color screens. MACHII.EXE is a graphics editor. MONITOR.COM toggles between monochrome and color display. The set of BASIC subroutines in MONITOR.BAS helps you to format different screen displays. AMBER.COM sets the color display to amber. EDITNO.BAS formats numeric output. ZIP-CLEAR.BAS clears and SCROLL.ASM scrolls a designated screen area. RE-VIEW.LBR allows you to scroll all displays up or down. VIDEO.ASM provides a Pascal-callable routine for BIOS video interrupts. PC-COLOR.BAS is a color monitor test. OVERHEAD.BAS assists you in making overhead transparencies for display.

APPLICATION SOFTWARE

A large and growing body of shareware often provides an excellent alternative to commercial software. BYTE has already reviewed much of this software, but free public-domain software is also a good source for text editors, database managers, mailing-list programs, and the like.

DBMS, U-MIND.BAS, EFS.BAS, and AUTOFIELD.BAS are database systems. EDITXT.BASE [C], RV-EDIT.BAS, FSED.LBR, FULLEDIT.BAS, EDIT.EXE, FRED.EXE, and SCREEN.EXE are several of the text editors. PROOFER.BAS is a proofreader for text files that claims to learn. MAILIST2.BAS and MAIL1.BAS are mailing-list programs; the first has search and alphabetic-sort capabilities, while the second sorts indexes on four fields. PIBCALC1.LBR is a programmable calculator. BIGCALC is a calculator with 100-digit precision. PC-PAD and MINICALC.BAS are spreadsheets. SPELL.LBR is a spelling checker for ASCII text files. Several utilities, including PC-LIB.BAS, PC-DISK.PAS, DC4.LBR, and DIR201.EXE, catalog your disk library. BIBLIOGHY.LBR generates bibliographies. PRG-TIM.EXE [C] keeps a log of your user time.

CALCHK.EXE provides a memory-resident calendar. CAL-ENDAR.LBR has a calendar and a phone book/dialer. There is also a set of book-indexing programs, INPUT.EXE, SORT.EXE, MERGE.EXE, and BUILD.EXE, all with Pascal source code. INDEX13.LBR creates a keyword index for text or WordStar files. TESTER.BAS is a mini course-authoring system; it creates question-and-answer files on any subject.

PRINTER UTILITIES

The public domain can provide you with a wide variety of print spoolers, screen-dump utilities, personalized print



(continued)

TAXAN 600 SERIES

Industry Standards Upgraded!

The Models 630 And 640 Create New Dynamic Standards In Text And Graphics Resolution!

A perfect upgrade/replacement for the standard IBM color graphics monitor and card, the Taxan model 630 and 555 create a higher resolution at a greater savings!

	
IBM Display IBM CGA Color Adaptor \$924.00	TAXAN 630 TAXAN 555 SCG Board \$890.00
PRICE/PERFORMANCE RATIO	

630 Super High Resolution Text and Graphics.

Superior Text and Graphics Beyond IBM.

640(H) x 200(V) Resolution
(640(H) x 400(V) Non-Interlaced Resolution available!)

0.37mm Dot Pitch
24.75Khz Scan Frequency
100% compatible with IBM PC, XT, and AT® when used with the Taxan 555 board.
\$645.00 Suggested Retail



▶ Compatible with AT&T 6300 Computer

RGB Color, and FOUR Monochrome Capabilities in One Monitor!

▶ No one else offers the monochrome options available with the new Taxan 600 series!

The Taxan 630 & 640 monitors offer Green, Amber, B&W Reverse, and a White on Blue Background as their total spectrum of monochrome options.

Only Taxan offers such a wide variety of monochrome capabilities.



Total CAD/CAM Compatibility 720 x 400 Resolution!

640

The Taxan 640 The Ultimate in Monitor Resolution.

640(H) x 400(V) Non-Interlaced Resolution
4,000 Character Display Capability
0.31mm Dot Pitch
24.75Khz Scan Frequency



▶ Compatible with AT&T 6300 Computer


100% Compatible with the new generation of graphics boards Taxan (555), Persyst B.O.B.®, Sigma 400®.

Artist II®. STB 400® and others for the IBM PC, XT, and AT.
\$745.00 Suggested Retail



Screen Test—This actual unretouched photograph demonstrates the superior text resolution created by the TAXAN 630 monitor and 555 color card! **For maximum resolution and ease of viewing, Taxan's the winner!**

555



The Taxan 555 is basically equivalent to the IBM standard color board. This means that the 555 is 100% compatible with all IBM software!

COMPATABILITY	IBM	TAXAN
Text Mode	16 Colors	16 Colors
320 X 200	4 Colors	4 Colors
640 X 200	1 Color	1 Color
Alphanumeric Text Resolution		
Character Sell	8 X 8	10 X 16
Scan Frequency	15.75 KHz	24.75 KHz

TAXAN

TAXAN CORPORATION
18005 CORTNEY CT., P.O. BOX 8698, CITY OF INDUSTRY, CA 91748
(818) 810-1291

© 1985 Taxan Corporation. Inquiry 195 for End-Users. Inquiry 196 for DEALERS ONLY.
*IBM, IBM PC, XT and AT are registered trademarks of International Business Machines Corp. *APPLE II is a registered trademark of Apple Computers Inc. *TAXAN 555 is a registered trademark of Taxan Corp. *PERSYST B.O.B. is a registered trademark of Emulex Corp. *SIGMA 400 is a registered trademark of Sigma Designs. *ARTIST II is a registered trademark of Control Systems. *STB 400 is a registered trademark of STB Systems, Inc.

E-Z-DOS-IT

Processing Power of
4 Computers For **\$59.95!**

No Copy Protect

With E-Z-DOS-IT™ Concurrent Processing, your PC, PC/XT, or PC/AT can process up to four programs simultaneously. For example, communicate in the background while you are working at the screen. Ideal for PCs with 256K or 320K of memory. And E-Z-DOS-IT is compatible with the most popular software on the market, **and it only takes 8K of RAM!**



HAMMER
Redefining Your PC Productivity.
Hammer Computer Systems, Inc.
900 Larkspur Landing Circle, Suite 250
Larkspur, CA 94939

To Order Call:

USA 1-800-228-9602

CA 1-800-423-5592

Ask for Operator #24

SEND ME E-Z-DOS-IT

Name _____

Company Name _____

Address _____

City _____

State _____ Zip _____

For DOS 2.0/2.1 @ 59.95 _____

For DOS 3.1 @ 79.95 _____

Subtotal: _____

California Residents add 6% _____

Shipping @ \$6.00/copy _____

Total _____

Method of payment: VISA MC BANK DRAFT CHECK

Account # _____ Exp. Date _____

Signature _____

(COD's & purchase orders will not be accepted). Allow up to 6 wks. for Delivery

HAMMER COMPUTER SYSTEMS, INC.,
900 LARKSPUR LANDING CIRCLE, #250
LARKSPUR, CA 94939

OP 24

routines, label makers, print formatters, and programs to set the parameters of your printer.

There are many versions of print spoolers. MSPOOL-2.COM, for example, allows spooling of up to four printers simultaneously, supports both parallel and serial printers in any combination, has a user-definable buffer up to 63K bytes in 7K-byte chunks, and permits the immediate cancellation of ongoing print jobs. Other spoolers include SPOOLER1.COM for monochrome display cards and SPOOLER2.COM for color display. QSPPOOL.COM provides a print spooler for those with a Quadram board.

Many programs dump screens and graphics to the printer. GRAFTRAX.COM, for example, permits screen dumps for Epson, NEC, and C. Itoh printers. GDUMP dumps medium-resolution graphics to the C. Itoh 8510 and the NEC 8023. OKIDUMP.COM converts graphics for Oki printers. PRINTGR1.BAS and PRINTGR2.BAS print medium- and high-resolution graphics upright and sideways. QUICK-GRAP.EXE allows those with color graphics cards to use their printers to make graphs. FASTPRT.COM speeds the print-screen function, and SERIAL.BAS allows the PrtSc key to function with a serial printer.

If you have recently purchased a new printer, there are several programs that aid installation. IBMPRINT.BAS and EPSON.BAS set options from a menu for Epson printers; FX_SETUP.BAS and SETPRTR.C can set the options for your FX-80 and MX-80. The first of these can also load user-defined characters. CPRINT.BAS and GPRINT.BAS do the same for the C. Itoh 8510 and some IBM printers, respectively. GEMINI.BAS works for Gemini printers. WordStar users may find useful DM.BAS and LQ.BAS, which set up dot-matrix and letter-quality printers under WordStar.


There are a variety of other utilities. TWRITE.COM turns your PC into a typewriter. PRINT.BAS and NICELIST.BAS print ASCII files with title banners and page numbers. PRINTNEC.BAS functions like PRINT.BAS for the NEC 8023 and the C. Itoh 8510. NECLABEL.BAS and LABELS.BAS print mailing or other types of labels; the first of these works for the NEC 8023A. SPOOLDSK.LBR and VPRINT.COM redirect printer output to a disk file, a useful program if you have an application that will print specific formats but will not save them to the disk. SERIAL.BAS routes printer output to the serial port. SWAPPRTS.LBR and LPT12SET.BAS toggle between LPT1 and LPT2. QSWAP.COM does the same thing for those with Quadram boards. ADDRFLCD.BAS and 3BY5.LQR allow you to print text on 3 by 5 cards. BANNER.BAS prints sideways banners. COVER.LBR prints directory summaries in condensed print for disk jackets.

TELECOMMUNICATIONS

Not surprisingly, there are numerous communication systems in the public domain, and virtually every bulletin board and users group can provide you with sufficient capabilities to send and receive files, to set up your PC in terminal mode, or to act as a host computer.

(continued)

Let David Rose tell you about our powerful new ProKey4.0.



David Rose, inventor of ProKey.

Spend 2 minutes learning how to add a powerhouse of function to your keyboard with a terrific new version of ProKey!

"Suddenly others have discovered what RoseSoft has known since we invented the ProKey concept. If your keyboard could work a whole lot harder, your life would be a whole lot easier.

The original idea behind ProKey was a program that would let you store strings of keystrokes you could recall at a touch. Now there's ProKey 4.0 and it's better than ever."

ProKey 4.0 keyword macros unsnarl PC use.

"If you're a serious PC user, you probably use a variety of software programs. Spreadsheet. Word processing. Database. Communications. Plus the special-function programs you use to run your business or department.

And all these programs have different complicated commands that are tedious to type and easily forgotten. How much easier life would be if all you needed to operate your program was a small vocabulary of sensible words.

Want to log onto Dow Jones with your communications package to check on how your IBM stock is doing? Just type the keyword you previously selected for this function, "IBM". Need to print a profit and loss statement? Typing "p&l" is all it takes.

Behind the scenes, ProKey 4.0 checks its memory for the string of commands required to carry out the task and executes them automatically. Forgotten what functions you have available? Just call up the built-in menu that describes them in plain English.

Need to add a function? Enter the commands. Enter a description. Store them both away without leaving the program you're working with.

Built-in editing, English language menus, multi-character macro names and the ability to instantly change sets of functions. These are just four of the exciting new features that make ProKey 4.0 the most powerful macro processor you can buy."

ProKey 4.0 lets you customize your keyboard.

"Only ProKey has the unique Layout program that lets you redesign your keyboard to correct design flaws the manufacturers built in. You can change the location of any key, create a DVORAK layout, or make a duplicate set of arrow keys away from the keypad."

ProKey Is the Industry Standard.

"ProKey has all the features you need to make your life a whole lot easier. And RoseSoft has three years experience supporting customers who use macros. Including over 80% of the Fortune 100.


Don't be misled by the recent claims of ProKey imitators; they're comparing themselves against old versions of ProKey.

The choice is simple. Do you want an unknown, untested product in its first generation, or ProKey 4.0's power and features? The difference in price will hardly pay for dinner. The difference in performance is like night and day."

ProKey 4.0 runs on IBM and other compatible MS-DOS computers, and works with 99% of the software they use. \$130 suggested retail price at software dealers everywhere. Or call RoseSoft. (206) 524-2350.



4710 University Way N.E.
Seattle, WA 98105
(206) 524-2350
Inquiry 174



INTRODUCING THE **Western AT**™

Newest Compatible in the Personal Computer Market!!! By the OEM Manufacturer of the Most Advanced IBM PC Compatible — The "Western PC Turbo."



Some Outstanding Features of the "Western AT":

\$2795.

- 6MHz or Optional 8MHz CPU
- Up to 1MB RAM on the Mother Board
- 16MB in System Protected Virtual Address Mode.
- 8 I/O Expansion Slots
- On Board Battery Backed Clock-Calendar
- Socket for 80287 Math Co-Processor
- 20/40MB Winchester Disk Memory
- 2 Serial, 1 Parallel
- Optional 4 Serial, 1 Game Port
- 20-60MB Tape Streamer Back-Up



Some Outstanding Features of the "Western PC Turbo":™

\$1495.

- Dual Clock Speed of 8MHz-4.77MHz Giving 65% Faster Operation.
- Up to 1MB RAM on the Mother Board. Optional RAM Disk Software to Address above 640K.
- 1 Serial, 1 Parallel Port on the Mother Board.
- Optional Clock Calendar and 1 Serial Port, 1 Parallel Port on Floppy Disk Controller.
- 10, 20, 40MB Internal Winchester Disk Capability.

IBM PC is a registered trademark of IBM Corp.
Distributors, Dealers & OEM Welcome

Western Computer

1381 Warner Ave., Warner Corporate Park, Suite B
Tustin, CA 92680
(714) 544-4740, 544-4743, 544-4746
TELEX 756731
AnswerBack: Western Comp.

PUBLIC-DOMAIN UTILITIES

MODEM.COM, MODEM7.COM, and XMODEM.COM, re-written versions of MODEM7 for CP/M machines, incorporate Ward Christiansen's XMODEM protocol. Other systems include QMODEM.COM, which uses windows, MINITEL.EXE, BCOM.EXE, and IBMODEM.BAS. CIS.EXE and CSDECCOM are terminal programs that specifically support CompuServe protocol file transfers. KERMIT.EXE is the Kermit Communications System that includes the sophisticated Kermit file-transfer protocol developed at Columbia for downloading files from mainframes to micros (see the two-part article "Kermit: A File-Transfer Protocol for Universities" by Frank da Cruz and Bill Catchings, June and July 1984 BYTE). SIM3278.BAS, developed at the University of Missouri, is another PC-to-mainframe communications package. CMS.BAS is a CMS/TCO telecommunications program. GLASSTTY.PAS is a simple dumb terminal. HOST.BAS permits remote use of your PC if you have a Hayes Smartmodem.

If you're interested in starting your own bulletin board, FIDO (approximately 550K bytes) and RBBS-PC (approximately 300K bytes) provide you with sufficient software. The RBBS software has source code in BASIC and adequate documentation. The latest versions permit ring-back bulletin boards and contain menus and sign-ins both with and without graphics.

Other utilities include SEARCHER.BAS, which auto-dials up to 999 numbers. CHRONSET.BAS and COM-CHRON.BAS set and read the Hayes stack chronograph. APPLECOM.BAS facilitates communications with Apple computers. ASYNC.ASM [C] drives the asynchronous port (COM1) via interrupts.

LANGUAGES AND LANGUAGE AIDS

The public domain also offers several programming languages and a large number of programming aids. For the FORTH community, Mountain View Press released MVP FORTH, including the source code, into the public domain; there are also several versions of FIG-FORTH: F83 is an 8086 FORTH, and FORTH.BAS is an implementation of FORTH in BASIC. XLISP is an experimental LISP. RATBAS is a structured BASIC preprocessor. TURTLE.LSP is an interactive Logo programmed in LISP. PIL.LSP is a micro-PROLOG interpreter written in LISP. C-COMPLBR and CPC.EXE are Small-C compilers.

ASMGEN.LBR is an 8086/8087/8088 disassembler; it creates an assembler input file from an executable program. COM2ASM2.BAS is another disassembler. MPUBLI.C [C] reads in all your variables and helps to build a full macro file for use with symbolic debuggers. WINDOW.LBR [C] demonstrates how to use color windows in your assembly-language programs. CVTBIN.SAL [C] provides a tool for structured assembly code. Those interested in learning assembly language can also benefit from the numerous tutorials in the public domain.

There are a great many aids for BASIC programming. BASICAID.BAS provides BASIC program development

(continued)

See us at Booth #M818
COMDEX Fall '85
MGM Grand Hotel

We've Put a Local Area Network on a Disk

Corporate Information Sharing. It's been described as the key to increasing a company's productivity. It's also why large networks of PC's are becoming more and more common in the workplace...in spite of the fact that they're costly, difficult to install, and incompatible with much existing software.

Finally, there's a solution to this corporate dilemma. Its name is LANLink™

A Software-Driven LAN That Uses Standard, RS-232 Ports. A major breakthrough in local area networks, LANLink™ uses your computers' existing serial ports and runs under PC-DOS.

Because all of the intelligence the network requires is on the server and satellite diskettes, expensive network interface boards aren't required.

A Powerful Network That's Cost-Conscious. If you've been pricing board-driven LAN's, you already know that they can cost over \$1,000 per workstation. LANLink™ is different.

Boasting a data transfer rate in excess of 100,000 BPS, LANLink™ is compatible with a wide range of programs. And because special boards aren't required, installation costs are one-third that of a traditional network.

A Network Designed the Way Business Works. With LANLink™ you're able to customize your network along departmental lines using a data-sharing hierarchy and password-protected access.

Get Started With LANLink™ TODAY. Call The Software Link TODAY for complete details and the authorized dealer nearest you. The LANLink™ Starter Kit, priced at \$495, comes complete with network software for both a server and a satellite computer. For a limited time, 50 feet of RS-232 cable will be included free of charge.

LANLink™ is immediately available and comes with a money-back guarantee. VISA, MC, AMEX accepted.

LANLink™

 **THE SOFTWARE LINK, INC.**


Developers of MultiLink™ and MultiLink Advanced™

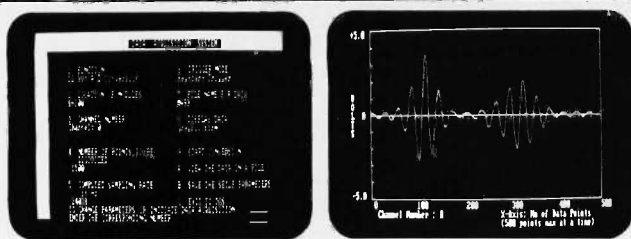
860½ Dunwoody Place, Suite 632, Atlanta, GA 30338 Telex 4996147 SWLINK
CALL: 404/998-0700

Dealer Inquiries Invited

THE SOFTWARE LINK, INC./CANADA
400 Esna Park Drive, Suite 18, Toronto (Markham), Ont. L3R 3K2 CALL: 416/477-5480

MultiLink, MultiLink Advanced & LANLink are trademarks of The Software Link, Inc. PC-DOS is a trademark of IBM Corp.





MODULAR DATA ACQUISITION SYSTEM


We Bring Engineers, Scientists And The IBM-PC Together. Our unique high-performance modular data acquisition system allows you to purchase the configuration that exactly meets your requirements.

8-BIT A/D SYSTEM

\$490

12-BIT A/D SYSTEM


\$690



QUA TECH, INC.

478 E. Exchange St. Akron OH 44304
(216) 434-3154 TLX: 5101012726

Serial ← ||||| → Parallel



Convert What You Have To What You Want!

- RS232 Serial
- 8 Baud Rates
- Latched Outputs
- Centronics Parallel
- Handshake Signals
- Compact 3 1/4" x 4 1/4" x 1 1/2"

No longer will your peripheral choices be limited by the type of port you have available! Our new High Performance 700 Series Converters provide the missing link. Based on the latest in CMOS technology, these units feature full baud rate selection to 19.2K, with handshake signals to maximize transfer efficiency. Detailed documentation allows simplified installation. Order the Model 770 (Ser/Par) or Model 775 (Par/Ser) Today!

Buffered Model Available!



2734-C Johnson Drive
Post Office Box 3717
Ventura, California 93006

only **\$89.⁹⁵**

Connector Option \$10.00
CA Residents 6% tax
UPS Shipping \$3.00

CALL (805) 658-7466 or 658-7467

For FAST Delivery




tools. B-SIMPLE.BAS is an aid for structuring BASIC. PRO-FILE.MEM is a coresident BASIC optimizer. FORMAT.BAS [C] automatically reformats the screen so that words are never split over two lines. XREF, BASXREF, PCREF.BAS, and CROSSREF are cross-reference utilities. EXPLIST is an expanding lister utility. REMREM, PSQUISH, and SQUISH remove REMs from programs. SPLTSC.BAS [C] permits split screens in BASIC. SCREEN provides BASIC input routines. GS-UNNUM.EXE (and PRECOMP.EXE) and GS-RE- NUM.EXE remove and replace line numbers from unref-erenced lines prior to compiling. EDITNO.BAS is a numeric editing subroutine. BASTODOS.BAS allows you to access DOS functions from BASIC. You can interface DIR4.ASM [C] with a BASIC program to read the disk directory into arrays of names, lengths, dates, and times. BASPRM.BAS [C] reads parameters entered at the DOS command level. INPUTSUB.BAS is a BASIC input subroutine. COLORPIC.BAS helps programmers to choose colors. LORES.LBR contains low-resolution graphics routines. MONITOR.BAS provides a full-screen menu facility. WINDOWS.LBR allows you to set up windows anywhere on the display. ADVANCED.BAS sees if a program requires BASICA. ADVBAS.LBR has ad- vanced functions for compiled BASIC. TRS2PC.BAS par- tly converts TRS-80 BASIC to PC BASIC. BASTOFOR.BAS claims to convert BASIC to FORTRAN.

The advent of Turbo Pascal brought numerous program- ing aids into the public domain. THELP.COM provides help windows. PTOOLENT.LBR has a number of data-entry routines. PTOOLSCR.LBR provides data-entry routines. PTOOLWIN.LBR is a window routine. PTOOLTIM.LBR is a time-conversion routine. PIBMENU.LBR is a pop-up win- dow and menu facility. TURBOCOM.PAS provides several communications routines. CRFONTS.PAS is a color graph- ics font generator. SHRINK.PAS is a run-time size shrinker. XREFFAS.PAS is a cross-reference program. SCREEN.LBR and TBVIDEO.LBR have Turbo Pascal screen functions.

C users may enjoy MATRIX.LBR and STRING.LBR, which provide matrix and string operations. CC.LBR is a C debug- ger. X.C is a cross-referencer. DISASSEMB.C is a C disas- ssembler. WINDOW4C.LBR provides window routines. You can interface DIRGT.ASM [C] with IBM Pascal or Lattice C to read the disk directory into data structures. It func- tions much like DIR4.ASM for BASIC.

The following are some of the C utilities on disk 216 of PC-SIG. READSC reads a string from STDIN. CHOSITC dis- plays a menu and a prompt and waits for a response. SCR- INITC initializes the screen and keyboard arrays. CURSOR.C moves the cursor to given coordinates. GETLINE.C reads a record from a file to a string. CURDOWN.C, CURUP.C, CURFOR.C, and CURBACK.C move the cursor in the in- dicated direction. MENCON.C opens and displays a menu file on a screen.

I hope, as you have read through this list, that you have found a number of useful utilities and aids. Look for them at your local users groups and in regional and national BBSs. Enjoy the downloads and, by all means, upload a few programs of your own. ■



2400 bps modems: Do you Really need another speed?

- Is the shift from 300 to 1200 bps going to repeat itself at 2400 bps? The answer is both yes and no. There certainly are applications for 2400 bps asynch dial-up modems, but we shouldn't expect 1200 bps to die overnight.
- 2400 bps modems can improve throughput, thereby getting tasks done quicker and more economically. However, 1200 bps has become the virtual standard for professional dial-up communications, and most users are satisfied with it. So why consider a 2400 bps modem at all?
- One reason is flexibility. If the modem you select operates at all three speeds (300, 1200 & 2400) in accordance with accepted industry standards, it will serve virtually all dial-up applications now and in the foreseeable future.
- The modem you select should be the MultiModem224. It is Bell 212A and 103 compatible at 1200 and 300 bps, and CCITT V.22bis compatible at 2400. It is also 100% compatible with the Hayes command set, meaning that it will work with virtually all communications software packages, at all three speeds. Other features include both synchronous and asynchronous operation, full intelligence and a phone number memory.
- The MultiModem224 is available in both desktop and IBM PC™ internal card versions. (There is also a rack-mounted version for central sites.) And as a bonus, we provide free offers from ten of the most popular on-line information services, including CompuServe™, Dow Jones™ and The Source™.
- A 2400/1200/300 bps modem is just a plain good investment. Why not let the MultiModem224 provide your communications for both today and tomorrow?

Inquiry 136 for End-Users. Inquiry 137 for DEALERS ONLY.

For more information, call us toll-free at
1-800-328-9717 (in Minnesota, call **1-612-631-3550**).

MultiTech Systems

The right answer every time.

82 Second Ave. S.E., New Brighton, MN 55112 (612) 631-3550. TWX: 910-563-3610

MultiTech Systems

MultiModem 224
2400/1200/300 BPS Intelligent Modem



SPECIAL!
ONE MEGABYTE
COMPANION CARD
\$285.⁰⁰

Price subject to
change without notice

THE
COMPANION CARD™
PLUS



From MEGA-OMEGA SYSTEMS INC.

"MEMORY FULL!" That's what happens when your spreadsheet or database gets too big for your PC! So why not address the problem directly. Get **THE COMPANION CARD™**.

THE COMPANION CARD™ was designed to meet

the specification jointly developed by Intel and **Lotus Development Corporation**, and more.

THE COMPANION CARD™ works with current releases of Lotus 1-2-3™, Symphony™, Framework™, and many other current programs.

MEGA-OMEGA SYSTEMS, INC., 5217 Ross Avenue, Suite 710 LB 122

Dallas, TX 75206, (214) 828-0960

FOR BOTH IBM PC™ and AT™

THE COMPANION CARD™, can dramatically increase the productive life of your IBM PC™, AT™, and compatibles. It's really two memory cards in one. It can fill in conventional memory below 640K and if you need to expand your system memory, you can do so. Up to four megabytes can be addressed beyond 640K (2 megabytes per companion card) for newly released programs such as Symphony™ release 1.1, Lotus 1-2-3™ release 2, and Framework™ (support during third quarter of 1985). It's all available as regular work space memory, so that spreadsheets can grow up to fifteen times their current size! Better yet, we know how valuable slots are in the system and **THE COMPANION CARD™** occupies only one slot.

THE COMPANION CARD PLUS™ does all this; but in addition, it can provide communications which are so vital to the system. The card comes with a serial port, parallel port, game port, real time clock, and only takes up one slot.

MORE ABOUT INTEL-LOTUS

Expanded Memory Specification

To go along with **THE COMPANION CARD™** hardware, **MEGA-OMEGA SYSTEMS, INC.** provides Expanded Memory Manager software. It's implemented as a true DOS driver making software development extremely straight forward.

THE COMPANION CARD™ also provides a unique memory diagnostics feature. Every time you boot your system, this feature checks for any defective memory chip, notifies you of their existence, and bypasses them. When the chip is eventually replaced, the Expanded Memory Manager senses it and the new memory is made available.

CONVENIENCE FEATURES

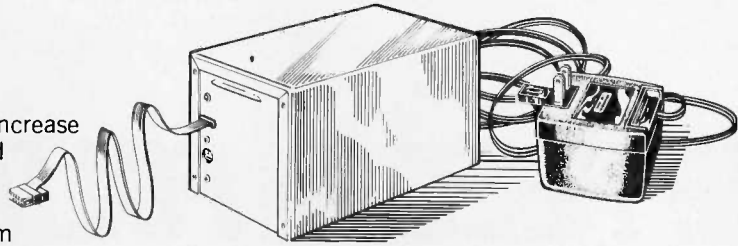
THE COMPANION CARD™ includes a print buffer, RAMdisk, and menu driven installation programs.

Print Buffer.

One key feature is the ability to pause or stop from within your application program thru the use of pop-up menus provided.

RAMdisk.

The RAMdisk can be configured as large as eight megabytes and partitioned as many as eight RAMdisks. The problem with most RAMdisk is that a sudden flicker of the lights or sudden loss of power to the system would result in data being totally lost. **THE COMPANION CARD™** comes with a unique feature. By attaching the optional battery back-up unit to the card you can virtually have a **nonvolatile RAMdisk.**



OPTIONAL BATTERY BACK-UP UNIT

Installation.

THE COMPANION CARD™ comes with a menu driven installation program that will allow you to install the print buffer to the AUTOEXEC.BAT file and the Expanded Memory Manager DOS driver or RAMdisk to the CONFIG.SYS file.

Warranty.

MEGA-OMEGA SYSTEMS, INC. offers a five year limited warranty on **THE COMPANION CARD™** and **THE COMPANION CARD PLUS™**.

Compare features and price at your favorite computer store and then buy **THE COMPANION CARD™** to resolve your Memory Full problem today.

MEGA-OMEGA™

THE COMPANION CARD™

	Suggested Retail
OK	\$177
256K	\$204
512K	\$231
768K	\$258
1 MB	\$285
2 MB (Includes MXT Card)	\$480

THE COMPANION CARD PLUS™

OK	\$297
256K	\$324
512K	\$351
768K	\$378
1 MB	\$405
2 MB (Includes MXT Card)	\$600

Includes serial, parallel, game port, and real time clock.

THE COMPANION MXT CARD™ \$195

(Optional card with 1 MB installed for both THE COMPANION CARD and THE COMPANION CARD PLUS)


The BBU™ (Battery Back-Up Unit) \$177

THE COMPANION CARD and THE COMPANION CARD PLUS are trademarks of Mega-Omega Systems, Inc. • IBM PC is a registered trademark and AT is a trademark of International Business Machines Corporation. • 1-2-3 is a registered trademark and SYMPHONY is a trademark of Lotus Development Corporation. • FRAMEWORK is a trademark of Ashton-Tate. • LOTUS 1-2-3 support for THE COMPANION CARD will be available in the fall of 1985. FRAMEWORK support for THE COMPANION CARD will be available in the third quarter of 1985. • © 1985 MEGA-OMEGA SYSTEMS, INC.

MEGA-OMEGA SYSTEMS, INC., 5217 Ross Avenue, Suite 710 LB 122, Dallas, TX 75206, (214)828-0960

F.O.B. DALLAS • TERMS - C.O.D., NET 30 UPON APPROVED CREDIT. • Prices and terms subject to change without notice. Effective 7/26/85 • All Prices U.S. Funds VISA, MASTERCARD & AMERICAN EXPRESS ACCEPTED

THE FEED & FOLD SOLUTION



Solved
at last,
Watson!

THE
MICROFOLDTM
PRINTER STAND

What's that, Holmes?

The proliferating paper problem. Now we can feed and refold paper in a space hardly larger than our printer's footprint.

Footprint, you say?

Look under the printer, Watson. The paper tracks from that lower tray, feeds up through the bottom or rear of the printer, and refolds back underneath, into the upper tray.

Tracks? Footprints? Holmes, I'm baffled.

Very observant, Watson. These cunningly designed baffles are the secret of its precise, smooth operation.

A smooth operator?

Even with its back to the wall, Watson!

Are we tracking the footprints of a smooth operator? Holmes, I haven't a clue...

It's no secret, Watson—all other printer stands are now obsolete. Meet the MicroFold!

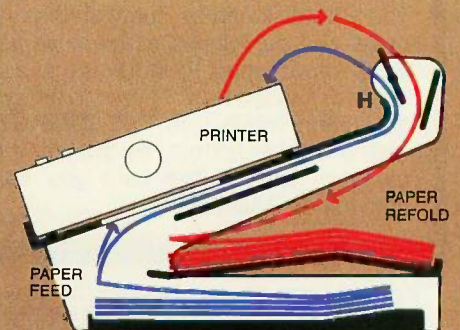
MicroComputer
Accessories, Inc. 



Model #930
80 column printer stand



Model #940
132 column printer stand



ROM BIOS EXTENSIONS FOR THE PC AT

Excerpts from

The Peter Norton Programmer's Guide to the IBM PC



BY PETER NORTON

Editor's note: The following excerpts are reprinted from The Peter Norton Programmer's Guide to the IBM PC, published in June by Microsoft Press of Bellevue, Washington. The excerpts, which detail the BIOS extensions specific to the IBM PC AT, were taken from chapters 10, 12, and 13 of Mr. Norton's book. For a roundup of other technical books for the IBM PC, see Don Crabb's annotated bibliography on page 11.

THE STANDARD ROM BIOS DISK SERVICES


Since a disk drive can do only a few simple things, there are only six standard BIOS disk services common to all IBM PC models. The IBM PC AT, having introduced a more complicated disk drive, has added several new services to the ROM BIOS. These additions are discussed separately.

THE AT FIXED-DISK SERVICES

The AT uses disk drives different enough from the drives used in the other models that several new BIOS disk services were added. They are designed to support the high-capacity disks and the variety of fixed disks that the AT can use. We'll outline the new services here, but we won't go into any great detail. Our main concern is to explore general principles and programming practices. [Editor's note: The hexadecimal equivalents of the interrupt and service numbers are given in parentheses.]

SERVICE 8

Get Current Drive Parameters: Service 8 returns disk-drive parameters. DL reports the number of disk drives (from 0 to 2); DH reports the maximum head/side number; CH returns the maximum cylinder/track number; and CL returns the highest sector number.



SERVICE 9

Initialize Fixed-Disk Parameter Tables: Service 9 is used to set the disk base tables for two hard-disk drives. The interrupt vectors for interrupt 65 (41 hexadecimal) and 70 (46) are used to provide the table addresses. This service would be used only to install a "foreign" disk drive.

SERVICES 10 AND 11

(A AND B HEXADECIMAL)

Read and Write Long: Service 10 reads, and service 11 writes, "long" sectors on 20-megabyte fixed disks. A long sector includes a 4-byte error code called the ECC, which provides high-level error checking and error correction of the sector's data.

SERVICE 12 (C)

Seek to Cylinder: Service 12 performs a seek operation that positions the disk read/write heads over a particular cylinder on the hard disk. Register DL provides the drive ID, DH the head number, and CH the cylinder number.

SERVICE 13 (D)

Alternate Disk Reset: Service 13 performs an alternate drive-reset operation for the fixed-disk drives. The drive is specified in register DL. This service operates the same way as disk service 0.

SERVICE 16 (10)

Test for Drive Ready: Service 16 tests to see if the fixed-disk drive is ready. The drive is specified in register DL, and the status is returned in register AH.

SERVICE 17 (11)

Recalibrate Drive: Service 17 recalibrates individual fixed-disk drives. The drive is specified in register DL, and the status is returned in register AH.

SERVICE 20 (14)

Controller Diagnostics: Service 20 invokes an internal diagnostic routine in the AT's disk controller. The status of the controller is returned in register AH.

SERVICE 21 (15)

Get Disk Type: Service 21 is used to inquire about the type of disk drive installed. Given the drive ID in register DL, it returns in register AH one of four disk-type indicators: If AH is 0, it means no drive is present; if AH is 1, it indicates the presence of a disk drive that cannot sense when the disk has been changed (typical of most disk drives); if AH is 2, it indicates the presence of a disk drive that can sense a change of disks (such as the AT's high-capacity disk drives); finally, if AH is 3, it means that a fixed-disk

(continued)

Peter Norton is a well-known author of books, magazine articles, and software utilities for IBM PCs. He can be reached c/o Microsoft Press, 10700 Northrup Way, Box 97200, Bellevue, WA 98004.

Table 1: A partial summary of the ROM BIOS services (interrupts given in hexadecimal).

Service	Interrupt	Register	Description
		Input Output	
Write string; don't move cursor	10	AH = 13 AH = 00 BL = attribute BH = display page number DX = starting cursor position CX = length of string ES:BP = pointer to start of string	
Write string; move cursor after string	10	AH = 13 AL = 01 BL = attribute BH = display page number DX = starting cursor position CX = length of string ES:BP = pointer to start of string	none
Write string of alternating characters, attributes; don't move cursor	10	AH = 13 AL = 02 BH = display page number DX = starting cursor position CX = length of string ES:BP = pointer to start of string	none
Write string of alternating characters, attributes; move cursor	10	AH = 13 AL = 03 BH = display page number DX = starting cursor position CX = length of string ES:BP = pointer to start of string	none
Disk Services			
Get current drive parameters,	13	AH = 08	DL = number of drives DH = maximum number of sides CL = maximum number of sectors CH = maximum number of tracks CF = success/failure flag AH = status code
Initialize two fixed-disk base tables	13	AH = 09	CF = success/failure drives AH = status code
			Interrupt 41 points to table for drive 0 Interrupt 46 points to table for drive 1 Status codes in AH: see disk service 01

Service	Interrupt	Register		Description
		Input	Output	
Read long	13	AH = 0A DL = drive ID DH = head number CH = cylinder number CL = sector number ES:BX = pointer to buffer	CF = success/failure flag AH = status code	Status codes in AH: see disk service 01
Write long	13	AH = 0B DL = drive ID DH = head number CH = cylinder number CL = sector number ES:BX = pointer to buffer	CF = success/failure flag AH = status code	Status codes in AH: see disk service 01
Seek to cylinder	13	AH = 0C DL = drive ID DH = head number CH = sector number	CF = success/failure flag AH = status code	Status codes in AH: see disk service 01
Alternate disk reset	13	AH = 0D DL = drive ID	CF = success/failure flag AH = status code	Status codes in AH: see disk service 01
Test for drive ready	13	AH = 10 DL = drive ID	CF = success/failure flag AH = status code	Status codes in AH: see disk service 01
Recalibrate drive	13	AH = 11 DL = drive ID	CF = success/failure flag AH = status code	Status codes in AH: see disk service 01
Controller diagnostics	13	AH = 14	CF = success/failure flag AH = status code	Status codes in AH: see disk service 01
Get disk type	13	AH = 15 DL = drive ID	AH = disk type CX, DX = number of 512-byte sectors when AH = 3	Disk types: AH = 0: disk not there AH = 1: disk, no change detection present AH = 2: disk, change detection present AH = 3: fixed disk
Change of disk status	13	AH = 16	DL = drive that had disk change AH = disk change status 00 = no disk change 01 = disk changed	
Set disk type	13	AH = 17 AL = disk type		Disk type set in AL: AL = 00: no disk AL = 01: regular disk in regular drive AL = 03: high-capacity (1.2-megabyte) disk in high-capacity drive

(continued)

Service	Interrupt	Register		Description
		Input	Output	
Serial Port Services				
Initialize serial port parameters	14	AH = 00 DX = serial port number	AX = serial port status	Status bit settings: 00, 01 = word length 10 = 7 bits; 11 = 8 bits 02 = stop bits: 0 = 1; 1 = 2 03, 04 = parity 00, 01 = none; 01 = odd; 11 = even 05, 06, 07 = data-transmission rate (bits per second): 000 = 110 001 = 150 010 = 360 011 = 600 100 = 1200 101 = 2400 110 = 4800 111 = 9600 (4800 on PCjr)
Extended Services for the AT				
Device open	15	AH = 80 BX = device ID CX = processor type	none	
Device close	15	AH = 81 BX = device ID CX = process type	none	
Device program terminate	15	AH = 82 BX = device ID	none	
Event wait	15	AH = 83 AL = subservice 0 = set interval 1 = cancel ES:BX = pointer to caller's memory CX, DX = number of microseconds to wait	none	
Joystick support	15	AH = 84 DX = 0 get current switch settings DX = 1 read inputs	AL = switch settings AX = A(x) value BX = A(y) value CX = B(x) value DX = B(y) value	
System-request key press	15	AH = 85 AL = 00 press AL = 01 break	none	
Wait	15	AH = 86 CX, DX = number of microseconds to wait before return	none	

(continued)

Service	Interrupt	Register		Description
		Input	Output	
Move block	15	AH = 87 CX = number of words to move ES:SI = pointer to table	none	
Get extended memory size	15	AH = 88	none	
Switch to virtual memory mode	15	AH = 89	none	Caution: See BIOS listing before use
Device busy loop	15	AH = 90 AL = type code	none	See BIOS listing
Set flag and complete interrupt	15	AH = 91 AL = type code	none	See BIOS listing

Table 2: The 12 extended services for the AT available through interrupt 21 (15).

Service (hexadecimal)	Description
80 _____	Device open
81 _____	Device close
82 _____	Program termination
83 _____	Event wait
84 _____	Joystick support
85 _____	System-request key press
86 _____	Wait
87 _____	Move block
88 _____	Get extended memory size
89 _____	Switch to virtual memory mode (Caution: See BIOS listing before use)
90 _____	Device busy loop
91 _____	Set flag and complete interrupt

drive is installed. When the drive type is 3, the register pair CX:DX acts as a 4-byte integer that gives the total number of disk sectors on the drive. SERVICE 22 (16)

Change of Disk Status: Service 22 is used to inquire about a change of disks for drives that can sense when a disk has been changed, like the AT's high-capacity drives. Register AH is set to 0 to indicate no disk change and to 6 to indicate a change of disk. Register DL returns the number of the drive that had a disk change.

The change-of-disk sensing in services 21 and 22 is very useful to programs that need to know if a disk has been changed. For certain critical disk

operations, such as reading a file allocation table (FAT), it helps to know if the disk has been changed or not. If it has been changed, then any disk data held in memory may have to be discarded and reread. When a disk drive can't report a disk change, the program usually has to assume that it might have been changed and react accordingly—at a cost to program efficiency. When designing programs that control a disk drive, it is clearly useful and more efficient for them to be able to check this information.

SERVICE 23 (17)

Set Disk Type: Service 23 is used to set the disk and drive combination for the AT. If AL is 0, there is no drive;

if AL is 1, it indicates a regular disk in a regular drive; if AL is 3, it indicates a high-capacity disk in a high-capacity drive. This service is used with the format service to set the disk type to be formatted.

ROM BIOS SUMMARY

Table 1 presents ROM BIOS services and shows the register usage for input and output parameters for the AT's BIOS.

EXTENDED SERVICES FOR THE AT

Several new BIOS services were introduced with the AT to support the AT's extended memory and some of its more advanced features. They are called through interrupt 21 (15) just like the cassette I/O (input/output) services, with the service number (ranging from 80 through 91) placed in the AH register (see table 2).

THE AT TIME-OF-DAY SERVICES

As in other members of the IBM PC family, interrupt 26 provides the time-of-day services. Services 2 through 6, also invoked through interrupt 26, were introduced in the AT version of the BIOS. Services 2, 3, and 4 read and set the real-time clock, providing both time-of-day and date information, and services 5 and 6 set an alarm to interrupt up to 24 hours from the present time. ■

Why did 61,862 non-programmers send for a Cornerstone™ demo disk?



Free Cornerstone Demo Disk.

Show me the sophisticated database management system for the non-programmer. Send my free Cornerstone Demo Disk.



BUSINESS REPLY MAIL

PROCOM

Name _____
Title _____
Company _____
Address _____
City _____
State/Zip _____

Do you use an IBM® PC or compatible?
Yes No

Do you currently use a database?
Yes No

Are you currently using Lotus™ 1-2-3?
Yes No

No. of employees in your company:
1-49 50-99
100-499 500-999 1,000+

Complete and mail this card today.
Or call 1-877-574-2644.

Cornerstone™ is the only sophisticated database management system created specially for non-programmers.

The 61,862 people who asked for our demo disk were all looking for the same thing: A truly flexible database system that understands how business people think. One that you never have to program. One that makes database building easy – without sacrificing the power you need to effectively manage information.

“...Far easier to use than any other database package released so far.”

– Erik Sandberg-Diment, *The New York Times**

Created by Infocom, Cornerstone was designed to break down the barriers between business people and computers.

Cornerstone makes building and using a database easier than you've ever imagined. Because Cornerstone is different from anything you've ever seen.

It's the only system with personalized, interactive “Help” and “Options” keys to assist you. Menus, prompts, and questions guide you through the entire operation.

Cornerstone won't let you make a mistake. It tells you what's happening – why – and how to fix it.

“Cornerstone could easily save months of dBASE II or dBASE III programming... I'm sold on Cornerstone.”

– Ira Krakow, *Business Computer Systems*

The key to Cornerstone's power is its flexibility.

You can make changes anywhere, any time. Even with data already in the database. You can add a file, field, or index, change a report or relationship.

Cornerstone features variable length fields. You never have to determine field length in advance – and you can enter pages of notes in your database. Any field can be multi-valued, and you can even have records within records. There

are no artificial constraints. You can search, or sort, on any field.

Cornerstone's flexibility extends to reporting. With no limit to the number or kinds of reports you can create.

“Cornerstone is the best program I've ever used. If you need a relational database, buy Cornerstone.”

– Kerry Leichtman, *PC Week*

Cornerstone is now available for the IBM® PC, PC XT,™ PC AT™ and compatibles, and soon for the Tandy® 1000, 1200HD and 2000. Suggested list price \$495.

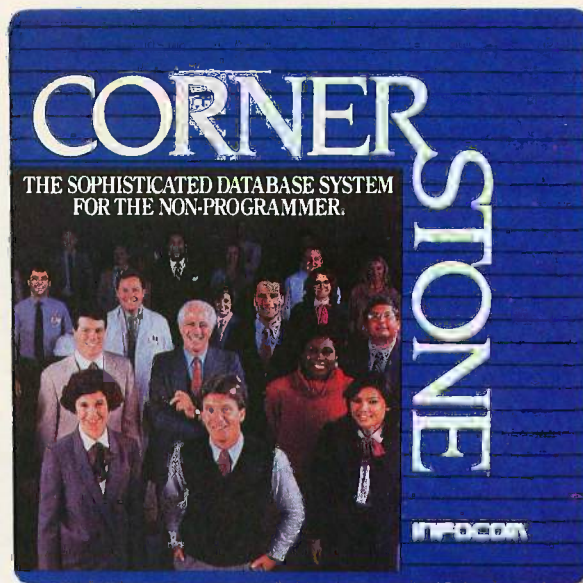


Free Cornerstone Information Kit and demo disk.

Call today, 1-617-574-0644. Or complete and mail the postage-paid card to Infocom, Cornerstone Demo Disk, Department “D,” 125 Cambridge-Park Drive, Cambridge, Massachusetts 02140.

We'll send you a free Cornerstone Information Kit, including a free demo disk. You'll see why this database system has received outstanding reviews from business and PC publications – why business people are making it their way to manage information – and why Cornerstone has quickly made its way to the Softsel® Hot List® and other software best seller lists.


Find out for yourself why 61,862 other non-programmers are asking about Cornerstone. Call or mail the card today. (Better hurry! This offer lasts only while supplies last.)



INFOCOM™

dBase II is a registered trademark of Ashton Tate. dBase III is a trademark of Ashton Tate. All remaining products mentioned are trademarks or registered trademarks as indicated.

*The New York Times quote from the May 5, 1985 issue.



THE 8087/80287 PERFORMANCE CURVE

80287 performance does not provide the same degree of processor enhancement as did the 8087

BY STEPHEN S. FRIED

THE INTEL 8087 is a specialized 80-bit coprocessor that extends the 8088 and 8086 microprocessors to include floating-point operations. Because of the size of its registers and internal data paths (80 bits), it does floating-point arithmetic 50 to 100 times faster than the 16-bit processors it works with. Today, an IBM Personal Computer software product is expected to include 8087 support, and most do. However, a lot of 8087 software is still only 5 to 15 percent efficient and just barely takes advantage of the chip's speed and accuracy.

In 1985, however, a lot of folks who own IBM PC ATs are discovering that much of their software shows no gain or even slows up when they install an 80287, the AT's counterpart to the 8087. Needless to say, if some salesman just sold you an AT based on its blinding speed, you might be a little annoyed when you discovered that adding an 80287 had little effect on programs that were advertised to have 8087 support. In fact, the only reason lots of users never complained about 80287 performance is that they got the same numeric speed out of the AT's 80287 as they were getting from their PC's 8087. The dilemma of why a supposedly better processor fails to improve PC performance is part of a complicated story that is the main theme of this article: evaluating the performance of processor/coprocessor systems as the "quality" of the numeric processor and its support is changed.

This article builds on concepts introduced in my previous article ("Evaluating 8087 Performance on the IBM PC," *BYTE Guide to the IBM Personal Computers*, Fall 1984). The purpose of this article is threefold. First, I'll review some of the myths and history of the 8087 and 80287, touching on manufacturing, labeling, reliability, and chip validation. Second, I'll pick up where the first article left off by reviewing significant new 8087 software that has come on the scene in the last year, including three spreadsheets and a number of BASICS. Third, I'll explore the effect on overall process speed of changing the throughput of either processor in a processor/coprocessor pair, such as the 8088/8087, 8086/8087, or 80286/80287.

One of the things that we will uncover below is that 80286-based machines are more sensitive to the quality of 80287 support than 8088-based

(continued)

Stephen Fried is principal scientist and vice president of R&D at MicroWay Inc. (POB 79, Kingston, MA 02364), which produces 87BASIC and 87BASIC Inline.

machines were to the quality of 8087 support. The bottom line for the AT and its look-alikes is that the range of applications that really need 80287 support has been reduced to those that are generated with native-code in-line compilers or make extensive use of transcendental and trigonometric functions. On the positive side, the 80286 really shines in problems in which the calculation of the addresses of floating-point numbers takes longer than the arithmetic being performed. For example, multi-dimensional (typically three or more dimensions) array arithmetic really benefits from the 80286's increased integer throughput, especially when the indexes of the arrays are 32-bit integers.

8087 HISTORY, MYTHS, AND VALIDATION

A number of different grades of 8087s are available. Some are more reliable than others, and a number of them will not run on machines that they theoretically ought to. Using a chip that has not been thoroughly tested in the machine it is installed in is very risky in the case of an 8087. In addition, validating 8087 operation in microcomputers is an important subject that manufacturers have completely overlooked.

The 8087 is an 80-bit Intel sole-source (i.e., Intel has a monopoly) microprocessor that works in conjunction with the 16-bit Intel 8088 or 8086. It uses its 80-bit registers (there are a total of 8) to store and manipulate floating-point numbers, which it holds internally in an extremely precise format called "temporary real." The 8087 can perform simple

operations such as addition, subtraction, multiplication, division, comparison, and finding square roots in a single operation about 100 times faster than an 8088 or 8086 using floating-point software routines. In addition, it can be programmed to calculate all transcendental and trigonometric functions a factor of 50 times faster than software routines. Accomplishing these feats requires a large number of gates (transistors), and the 8087 has roughly three times as many as the 8088 or 8086. Lots of gates imply lots of heat: A typical 8087 dissipates 1.5 watts and will have a surface temperature that ranges from 45°C to 55°C in an IBM PC. The surface temperature of the 8087 depends on the heat dissipated by other nearby devices, the cooling provided (the newer machines have larger fans), and the outside air temperature. When the surface temperature exceeds the Intel-rated temperature of the chip, anything can happen (and occasionally does).

Because of the large size of the die (the piece of silicon that makes up the chip), the first 8087s were very difficult to fabricate. Intel's yields on the component started off in the 15 percent range; i.e., only one in seven of the chips on a silicon wafer passed all tests and made it to market. The chips that did pass all tests were divided into two bins, those that worked at 5 MHz and 70°C and those that worked at 4 MHz and 70°C. About every six months after initial production started, a better version of the chip was developed and a new "step" of the component came out. With each succeeding step came higher yields, smaller devices, less heat dissipation,

better speed, and lower prices. Each step also involved shrinking the die and would also be accompanied by an interruption in 8087 supplies, leading some people to speculate that 8087s were always in deliberate short supply. The most recent step, which occurred in November 1984, also involved a change in the semiconductor fabrication technique or process. It resulted in much faster 8087s but also required computer manufacturers to use better decoupling and sockets. The last step was such a significant improvement in the chip that Intel decided to change the way it labeled 8087s and 80287s. The labeling of Intel NDPs (numeric data processors) is summarized in table 1.

The components in the left-hand column of table 1 were manufactured using the first three steps. There is an incredible difference in operating and electrical characteristics between the first three steps and the fourth (right-hand column). For example, the components in the left-hand column often fail right at their upper temperature limits. On the other hand, the newer components often run to 130°C, which is 60 degrees above specification. We expressed this by placing a + after the official Intel upper temperature limit. Of course, running a component over specification is not recommended practice and often cannot be accomplished without the use of special sockets and other components.

Looking over table 1, one notices a "funny" component, tested to run at precisely the frequency of a PC. The -6 is an 8087 that didn't pass the -3 specification but was found to work in a PC if the 8087 surface temperature did not rise above 50°C. According to Intel, this obsolete component was never put on the open market, although about 20,000 were sold to a large OEM (original equipment manufacturer) who decided to use them "in house." We believe the -6 is actually a retested -4, and while it may work in your PC, it should be used with caution in any machine that is "loaded up" or in machines that run in hot en-

(continued)

Table 1: 8087 and 80287 specifications.

OLD STEPS HMOS ₁			NEW STEP HMOS ₃		
Part #	Max Freq	Max Temp	Part #	Max Freq	Max Temp
C8087-4	4.00	70			
C8087-6	4.77	50			
C8087-3	5.00	70	C8087	5.00	70 +
			C8087-2	8.00	70 +
			C8087-1	10.00	70 +
C80287-3	5.33	70	C80287-8	8.00	70 +

TAKE THE BYTE OUT OF ADVERSE VOLTAGE CONDITIONS.




It doesn't take a storm to shock your sensitive computer and upset the business that depends on it. Over ninety per cent of computer problems are due to power irregularities. Just the slightest surge or dip in electricity can trigger costly errors, memory loss or a complete system shutdown. And anything from an air conditioner kicking on to a nearby appliance starting up can disrupt your office operation.

But you and your computer can easily weather the constant and devastating onslaught of voltage irregularities with Sola's new computer regulators—the PC 150 or PC 300. Both are

UL-listed and CSA certified. And both are designed to protect computers against unwelcome AC disturbances, including brownouts, voltage surges and dips, voltage transients and transverse or common mode noise. Even the most minimal voltage variations are tightly controlled because the Sola PC 150/300 provides five per cent voltage regulation. So why not take a load off your mind, when you can take the load off your line with the PC 150 or PC 300 from Sola.

PC 150/300 COMPUTER REGULATORS



Write for free literature.

A UNIT OF GENERAL SIGNAL 

SOLA

1717 Busse Rd.
Elk Grove Village, IL 60007
(312) 439-2800

vironments. The fact of the matter is that even a -3 can be run out of limits if you push your machine too hard or neglect to keep the room temperature below 85°F. To guarantee that you don't get stuck with a potential lemon, make sure the 8087 you are buying is a C8087 with no dash number or a -2 if you have an 8-MHz machine.

Finally, I'll end with a discussion of validating 8087/80287 performance. When IBM decided to venture into the PC business, it assembled a special quality-assurance team to develop acceptance standards for the semi-

conductors to be used in the new machine. They also designed a suite of programs to test the components used in the PC. This suite is in the ROM BIOS, where it is run every time your PC is booted.

Unfortunately, there is no ROM BIOS routine that validates correct 8087 performance. The odds are your NDP works great all the time. But there is about a 0.1 percent probability (this number may be smaller and is a function of your machine and the 8087) that when you run your 8087 hard or near its upper limits it

will lose accuracy. Since any failure of a processor to yield repeatable results is a complete failure, this means even a loss of 1 bit in 63 is a failure of your 8087. Because the 8087 starts failing gradually, it is impossible to detect a bad processor without running an 8087 processor diagnostic program.

When failures are induced by raising the surface temperature or operating frequency of an 8087, they initially appear about once in 100,000 operations. As the condition gets worse, the errors get more frequent and increase in magnitude until a very high percentage of all 8087 operations are erroneous. Often, the errors are small, only a few bits out of 63. As the test continues, the accuracy continues getting worse. Finally, some sort of catastrophe will occur, probably involving 8088-8087 synchronization, and the PC will crash. Cool the 8087 back down, and it will be as good as new. The point here is that a calculation made with a chip that is on the edge of failing could seem perfectly okay on the surface until compared with a calculation made with a properly running chip. The best way to guarantee accuracy is to stay well within the chip's tested operating guard band.

The 8087/80287 NDP is a valuable addition to an IBM PC or AT. Like all the other parts of your machine, it should be prudently used. It pays to buy the highest quality processors and use them within the manufacturer's operating envelope. It is also very important to validate processor operation in your PC at both the cold and hot operating points and before and after any critical run.

COMPARING NEW PROCESSOR IMPLEMENTATIONS AND SOFTWARE

Unfortunately, the only way to learn about the speed of processors and programs, short of counting cycles or buying a logic analyzer, is to write and run benchmarks. This article uses five benchmarks run on four different processor combinations to gain insight into the relative speed of both the processors and the software used to

(continued)

```
Savage evaluates:
  A = 1
  FOR I = 1 TO 2499
  A = TAN(ATAN(EXP(LOG(SQR(A*A)))) + 1
  NEXT I

The Savage expression for cell A21 in 1-2-3 is:
  @TAN(@ATAN(@EXP(@LN(@SQR(A20*A20)))) + 1

Common Subexpression evaluates:
  A = 0
  FOR J = 1 TO 10
  FOR I = 1 TO 1000
  B = (A+1)*(A+2)/(A+3) + (A+3)*(A+1)/(A+2) + (A+2)*(A+3)/(A+1)
  NEXT I
  NEXT J

Megalopolis evaluates each of the following expressions 1800 times:
  1.2 + 3.4; 2.3 - 4.5; 2.3 * 4.5; 2.3/4.5

The FORTRAN benchmark evaluates array manipulations:

Subroutine 1, one-dimensional array (10,000 loops):
  DO 100 N = 1, 1000
  DO 100 I = 1, 100
  W(I) = Z(I) + X(I)*Y(I)*Y(I)/Z(I)
  R(I) = W(I) + Z(I)*Y(I)
100 CONTINUE

Subroutine 2, two-dimensional array (20,000 loops):
  DO 100 J = 1, 1
  DO 100 N = 1, 1000
  DO 100 I = 1, 100
  W(I,J) = Z(I,J) + X(I,J)*Y(I,J)/Z(I,J)
  R(I,J) = W(I,J) + Z(I,J)*Y(I,J)
100 CONTINUE

Subroutine 3, three-dimensional array (30,000 loops):
  DO 100 K = 1, 1
  DO 100 J = 1, 1
  DO 100 N = 1, 1000
  DO 100 I = 1, 100
  W(I,J,K) = Z(I,J,K) + X(I,J,K)*Y(I,J,K)/Z(I,J,K)
  R(I,J,K) = W(I,J,K) + Z(I,J,K)*Y(I,J,K)
100 CONTINUE
```

Figure 1: The benchmarks used to evaluate 8087/80287 performance. The Savage and Common Subexpression code is in BASIC, with a Savage expression also coded to work with Lotus 1-2-3.



The C for Microcomputers

PC-DOS, MS-DOS, CP/M-86, Macintosh, Amiga, Apple II, CP/M-80, Radio Shack, Commodore, XENIX, ROM, and Cross Development systems

MS-DOS, PC-DOS, CP/M-86, XENIX, 8086/80x86 ROM

Manx Aztec C86

"A compiler that has many strengths ... quite valuable for serious work"

Computer Language review, February 1985

Great Code: Manx Aztec C86 generates fast executing compact code. The benchmark results below are from a study conducted by Manx. The Dhystone benchmark (CACM 10/84 27:10 p1018) measures performance for a systems software instruction mix. The results are without register variables. With register variables, Manx, Microsoft, and Mark Williams run proportionately faster, Lattice and Computer Innovations show no improvement.

	Execution Time	Code Size	Compile/Link Time
Dhystone Benchmark			
Manx Aztec C86 3.3	34 secs	5,760	93 secs
Microsoft C 3.0	34 secs	7,146	119 secs
Optimized C86 2.20J	53 secs	11,009	172 secs
Mark Williams 2.0	56 secs	12,980	113 secs
Lattice 2.14	89 secs	20,404	117 secs

Great Features: Manx Aztec C86 is bundled with a powerful array of well documented productivity tools, library routines and features.

Optimized C compiler	Symbolic Debugger
AS86 Macro Assembler	LN86 Overlay Linker
80186/80286 Support	Librarian
8087/80287 Sensing Lib	Profiler
Extensive UNIX Library	DOS, Screen, & Graphics Lib
Large Memory Model	Intel Object Option
Z (v) Source Editor -c	CP/M-86 Library -c
ROM Support Package -c	INTEL HEX Utility -c
Library Source Code -c	Mixed memory models -c
MAKE, DIFF, and GREP -c	Source Debugger -c
One year of updates -c	CP/M-86 Library -c

Manx offers two commercial development systems, Aztec C86-c and Aztec C86-d. Items marked -c are special features of the Aztec C86-c system.

Aztec C86-c Commercial System	\$499
Aztec C86-d Developer's System	\$299
Aztec C86-p Personal System	\$199
Aztec C86-a Apprentice System	\$49

All systems are upgradable by paying the difference in price plus \$10.

Third Party Software: There are a number of high quality support packages for Manx Aztec C86 for screen management, graphics, database management, and software development.

C-tree \$395	Greenleaf \$185
PHACT \$250	PC-lint \$98
HALO \$250	Amber Windows \$59
PRE-C \$395	Windows for C \$195
WindScreen \$149	FirsTime \$295
SunScreen \$99	C Util Lib \$185
PANEL \$295	Plink-86 \$395

MACINTOSH, AMIGA, XENIX, CP/M-68K, 68k ROM

Manx Aztec C68k

"Library handling is very flexible ... documentation is excellent ... the shell a pleasure to work in ... blows away the competition for pure compile speed ... an excellent effort."

Computer Language review, April 1985

Aztec C68k is the most widely used commercial C compiler for the Macintosh. Its quality, performance, and completeness place Manx Aztec C68k in a position beyond comparison. It is available in several upgradable versions.

Optimized C Macro Assembler	Creates Clickable Applications
Overlay Linker	Mouse Enhanced SHELL
Resource Compiler	Easy Access to Mac Toolbox
Debuggers	UNIX Library Functions
Librarian	Terminal Emulator (Source)
Source Editor	Clear Detailed Documentation
MacRam Disk -c	C-Stuff Library
Library Source -c	UniTools (vi,make,diff,grep)-c
	One Year of Updates -c

Items marked -c are available only in the Manx Aztec C86-c system. Other features are in both the Aztec C86-d and Aztec C86-c systems.

Aztec C68k-c Commercial System	\$499
Aztec C68d-d Developer's System	\$299
Aztec C68k-p Personal System	\$199
C-tree database (source)	\$399

AMIGA, CP/M-68k, 68k UNIX call

Apple II, Commodore, 65xx, 65C02 ROM

Manx Aztec C65

"The AZTEC C system is one of the finest software packages I have seen"

NIBBLE review, July 1984

A vast amount of business, consumer, and educational software is implemented in Manx Aztec C65. The quality and comprehensiveness of this system is competitive with 16 bit C systems. The system includes a full optimized C compiler, 6502 assembler, linkage editor, UNIX library, screen and graphics libraries, shell, and much more. The Apple II version runs under DOS 3.3, and ProDOS. Cross versions are available.

The Aztec C65-c/128 Commodore system runs under the C128 CP/M environment and generates programs for the C64, C128, and CP/M environments. Call for prices and availability of Apprentice, Personal and Developer versions for the Commodore 64 and 128 machines.

Aztec C65-c ProDOS & DOS 3.3	\$399
Aztec C65-d Apple DOS 3.3	\$199
Aztec C65-p Apple Personal system	\$99
Aztec C65-a for learning C	\$49
Aztec C65-c/128 C64, C128, CP/M	\$399

Distribution of Manx Aztec C

In the USA, Manx Software Systems is the sole and exclusive distributor of Aztec C. Any telephone or mail order sales other than through Manx are unauthorized.

Manx Cross Development Systems

Cross developed programs are edited, compiled, assembled, and linked on one machine (the HOST) and transferred to another machine (the TARGET) for execution. This method is useful where the target machine is slower or more limited than the HOST. Manx cross compilers are used heavily to develop software for business, consumer, scientific, industrial, research, and educational applications.

HOSTS: VAX UNIX (\$3000), PDP-11 UNIX (\$2000), MS-DOS (\$750), CP/M (\$750), MACINTOSH (\$750), CP/M-68k (\$750), XENIX (\$750).

TARGETS: MS-DOS, CP/M-86, Macintosh, CP/M-68k, CP/M-80, TRS-80 3 & 4, Apple II, Commodore C64, 8086/80x86 ROM, 68xxx ROM, 8080/8085/Z80 ROM, 65xx ROM.

The first TARGET is included in the price of the HOST system. Additional TARGETS are \$300 to \$500 (non VAX) or \$1000 (VAX).

Call Manx for information on cross development to the 68000, 65816, Amiga, C128, CP/M-68k, VRTX, and others.

CP/M, Radio Shack, 8080/8085/Z80 ROM

Manx Aztec CII

"I've had a lot of experience with different C compilers, but the Aztec C80 Compiler and Professional Development System is the best I've seen."

80-Micro, December, 1984, John B. Harrell III

Aztec C II-c (CP/M & ROM)	\$349
Aztec C II-d (CP/M)	\$199
C-tree database (source)	\$399
Aztec C80-c (TRS-80 3 & 4)	\$299
Aztec C80-d (TRS-80 3 & 4)	\$199

How To Become an Aztec C User

To become an Aztec C user call 1-800-221-0440 or call 1-800-832-9273 (800TEC WARE). In NJ or outside the USA call 201-530-7997. Orders can also be telexed to 4995812.

Payment can be by check, COD, American Express, VISA, Master Card, or Net 30 to qualified customers.

Orders can also be mailed to Manx Software Systems, Box 55, Shrewsbury, NJ 07701.

How To Get More Information

To get more information on Manx Aztec C and related products, call 1-800-221-0440, or 201-530-7997, or write to Manx Software Systems.

30 Day Guarantee

Any Manx Aztec C development system can be returned within 30 days for a refund if it fails to meet your needs. The only restrictions are that the original purchase must be directly from Manx, shipped within the USA, and the package must be in resalable condition. Returned items must be received by Manx within 30 days. A small restocking fee may be required.

Discounts

There are special discounts available to professors, students, and consultants. A discount is also available on a "trade in" basis for users of competing systems. Call for information.

Inquiry 147

MANX

To order or for information call:

800-221-0440

code the benchmarks. It was our intention here to create benchmarks that test the different floating-point properties of the coprocessors and the ability of different compilers to produce high-quality floating-point code. The benchmarks are displayed in figure 1. They were written in BASIC, FORTRAN, and using Lotus

1-2-3 and Symphony 1.1. One aspect of the benchmarks that we did not pursue in this article is accuracy. The Savage benchmark in particular is used as a measure of both speed and round-off error. All of the products tested benefited from the accuracy of the 8087 and showed reduced round-off error when run with the 8087.

This article will compare three processor combinations, the 8086/8087, 80286/80287, and the 8088/8087 used in the original IBM PC. The first two processor pairs will be compared with the third, a standard PC.

Even though the 8086 preceded the 8088, it was not the first Intel 16-bit microprocessor to get used in large commercial numbers. The 8088 with its 16-bit internal registers and 8-bit data bus was the first processor that was widely accepted. That was a natural consequence of its choice by IBM for the IBM PC.

The first processor combination I'll compare is the 4.77-MHz 8088/8087 of the standard PC with a card featuring a 9.54-MHz 8086/8087. Why, for example, does this card execute some things two times faster than a PC and others four times faster? In the process of comparing these two CPUs (central processing units), you should develop a better feeling about what defines a good 8087 program.

The performance of the 9.54-MHz 8086/8087 board is comparable to that of a number of microcomputers that use the 8086 or 80186 CPUs at frequencies of up to 10 MHz.

The 8086-8088 comparison is best understood if we break up all computer operations into two groups: register operations that are limited by the ALU (arithmetic and logic unit) in the processor and I/O (input/output) operations that are limited by the time required by the processor to access memory or ports. Since all register operations are synchronized with the system clock, all register operations increase linearly with the clock speed; double the clock and you'll get twice as many operations. Both the 8086 and 8088 have identical registers and both use identical 8087s, so doubling the clock speed and changing from an 8088 to an 8086 would only double the speed if a program were register-bound. However, it's rare to find a microcomputer program that is so well written that it is register-bound, and it turns out that the time to fetch information from memory ends up playing an important role in most programs.

KEYBOARD SOLUTIONS

Your Single Source for Keyboard Enhancements

- Key Overlay Kits
- Touchdown™ Keytop Expanders
- Custom Printed Overlays for Keytops, Switches, Membranes, and Tablets
- Custom Key Imprinting/Molding
- Do-it-yourself Imprinting Kits
- SafeSkin™ Keyboard Protectors
- Kleertex™ Keyboard Templates
- Function Key Templates
- Replacement Keys

Hooleon COMPANY
Keyboard Accessories are our **ONLY** Business

For Information call (602) 634-7517, or write P. O. Box 201, Dept. B, Cornville, AZ 86325

Kleertex is a trademark of Creative Computer Products. SafeSkin is a trademark of Merritt Computer Products.

Memory fetches in an 8088 or 8086 are controlled by the depth of the pre-fetch queue and the data-bus bandwidth. The data-bus bandwidth is a measure of a bus's speed at transferring information. In the case of the 9.54-MHz 8086/8087 board, the bandwidth of the board is a factor of 4 greater than that of a standard PC. This increase in speed has two contributors, each of which adds a factor of two: the doubling of the clock speed and the doubling of the data-bus width. To determine the improvement that a 9.54-MHz 8086/8087 board provides over a PC, one must consider the mix of operations that a particular line of code performs. If one chooses a non-floating-point program that is written with a middle-of-the-road compiler, one discovers that a typical program executes a factor of 2.8 to 3.0 times faster on a 9.54-MHz 8086/8087 board than on a PC. This speedup can be explained by the following naive model: On average, our hypothetical program spends half its time accessing memory and half its time doing register-intensive operations. In the 9.54-MHz 8086/8087 board, memory accesses run a factor of 4 faster, while register operations run a factor of 2 faster. The average of 2 and 4 is 3, which explains why most nonnumeric programs run a factor of 2.8 to 3.0 times faster.

This idea can be quantified using the notion of code kinetics developed in my previous article. Readers content with our simple explanation are permitted to skip the equations. We assume that any computer program can be broken into pieces that can be thought of as either I/O-bound or register-bound. We now gather together all the I/O-bound parts of a program and execute them in a line. If each piece is assigned a weight that is proportional to the time it takes to execute it, we can describe the time to execute the entire I/O portion as

$$T_{io} = \frac{n_{io}}{R_{ibmio}} = \frac{N_{io}}{R_{ibmio}} \quad (1)$$

where n_{io} represents the number of I/O operations for each step, N_{io} is the

total number of I/O operations, R_{ibmio} represents the rate at which an IBM does I/O (units of I/O operations per second), and T_{io} is the time in seconds. We can write a similar rate equation for register operations:

$$T_{reg} = \frac{N_{reg}}{R_{ibmreg}} \quad (2)$$

where all the symbols have nearly identical meanings, except that we have replaced the subscript *io* with *reg* (register) to indicate that these processes are register-bound. For a particular stretch of code, we can now express the time to execute both the I/O- and register-bound portions as

$$T_{ibm} = \frac{N_{io}}{R_{ibmio}} + \frac{N_{reg}}{R_{ibmreg}} \quad (3)$$

This puts us in a position to compute the relative speed of a 9.54-MHz 8086/8087 board with a standard PC. Replacing the *ibm* in equation 3 with *ns* for the 9.54-MHz 8086/8087 board, we can write an equation for the 9.54-MHz 8086/8087 board to compute the same line of code:

$$T_{ns} = \frac{N_{io}}{R_{nsio}} + \frac{N_{reg}}{R_{nsreg}} \quad (4)$$

and now dividing equation 3 by equation 4 yields the ratio of speeds of the two processors:

$$\text{Relative Speed} = \frac{T_{ibm}}{T_{ns}} = \quad (5)$$

$$\left(\frac{N_{reg}}{R_{ibmreg}} + \frac{N_{io}}{R_{ibmio}} \right) \div \left(\frac{N_{reg}}{R_{nsreg}} + \frac{N_{io}}{R_{nsio}} \right)$$

If we wanted to, we could divide any program into I/O and register portions and, using the standard op code timings in the Intel iAPX processor handbooks, figure out the values of N . This would be a long, arduous task most suited to a computer. Instead, we will examine the equation and make some simplifying assumptions that lead us to interesting numbers in a hurry.

First, notice that N_{io} and N_{reg} are characteristics of the program we are using to test the relative speeds, while R_{ibmio} , R_{ibmreg} , R_{nsio} , and R_{nsreg} are rates that are characteristic of the pro-

cesses and the two machines we are comparing. We can immediately conclude that the relative speed is a function of the program used to benchmark the systems. Equation 5 can be simplified if we assume that the rate at which the IBM does I/O is the same as the rate at which it does register operations:

$$R = R_{ibmio} = R_{ibmreg} \quad (6)$$

and also take into account what was said above about the relative speeds of the register operations and data-bus bandwidth:

$$R_{nsio} = 4R_{ibmio} = 4R \quad (7)$$

$$R_{nsreg} = 2R_{ibmreg} = 2R \quad (8)$$

Combining equations 5 through 8 and simplifying yields an expression for the relative speed of a 9.54-MHz 8086/8087 board to a PC:

$$\text{Relative Speed} = \frac{4(1 + N_{io}/N_{reg})}{(2 + N_{io}/N_{reg})} \quad (9)$$

that is a function of the ratio of the number of I/O to register operations. If this function is reasonable, it should asymptote to 4 for I/O-bound sequences of code and to 2 for register-bound sequences. If the underlying assumptions are accurate (and theoretical models are only as good as the guesses they are based on), then we can infer from this equation that a program that executes three times as fast on a 9.54-MHz 8086/8087 board has a ratio of two I/O-bound operations to every register-bound operation.

Having developed a pretty model, we decided to examine the premises it was built on. First, were there any pure I/O-bound operations that executed a factor of 4 faster? The most obvious place to look for I/O-bound operations ought to be fast I/O instructions. The 8086 has a whole set of built-in string instructions, one of which can be used to move blocks of bytes or words from one location in memory to another. To use the instruction you set up pointers to the two blocks, tell the processor how

(continued)

many words or bytes you want to move, and then turn the block move on. Unfortunately, the speed increase was exactly a factor of 2, indicating that block moves are bound by the time it takes the CPU to compute and increment the addresses of the blocks being moved. The next candidate for an I/O-bound operation would be in-

structions that execute very fast once loaded into the 8088. Any instruction whose internal execution time is much less than the time required to fetch the instruction into the processor will have a total execution time that is limited by the time required to fetch instructions. We made up a simple program that consisted of a loop that

executed 30 inter-register moves in a line:

```
MOV BX,AX
```

This line of 30 moves executed 3.96 times faster on the 9.54-MHz 8086/8087 board. When we examined individual instructions with a logic analyzer, the ratio turned out to be 4.0 for individual moves. For those interested, the MOV instruction is 2 bytes long and executes internally in two cycles—420 nanoseconds (ns) in the case of the PC and 210 ns in the case of the 9.54-MHz 8086/8087 board. However, fetching in 2 bytes of code takes 1680 ns for the PC but only 420 ns for the 9.54-MHz 8086/8087 board. Since the moves take place in much less time than the fetches, this instruction is fetch (I/O) limited. Q.E.D.

This is a good example of the classic von Neumann bottleneck: A processor's execution speed can be limited to the time required to fetch instructions from memory. The other interesting situation that the logic analyzer pointed out is that the increase in speed is a strong function of the state of the prefetch queue. As we reduced the number of MOVs in our loop, the speedup was reduced because of the fact that the processor would have to refill the queue at the end of every loop. As the number of MOVs approached zero, the speedup approached 2 because the LOOP instruction is a long-running register-bound operation.

From benchmarking average non-numeric programs we know that the average 9.54-MHz 8086/8087 board speedup is a factor of 3 and is composed of operations that run anywhere from a factor of 2 to a factor of 4 faster. The question now arises: What kind of speedups should be obtained from 8087 code? At first glance, one would expect 8087 code to be limited by the increase in clock speed. Most 8087 instructions take at least 100 cycles to execute and are dominated by the time it takes the 8087 ALU to perform floating-point arithmetic. Even 8087 operations that

(continued)



Dot Matrix Made Beautiful

All the type in this ad was printed on an inexpensive dot matrix printer with Fancy Font, the program that works with almost any word processor to produce high resolution, proportionally spaced, letter quality printing.

No special hardware or installation is required, so you'll be using Fancy Font as soon as you get it.

Fonts, including Roman, Sans Serif, Bold, Italic, Script, Old English and more, from 8 to 24 points come standard with Fancy Font.

FLEXIBLE. Fancy Font comes with a complete set of over 1500 mathematical, foreign language and other special symbols.

Hundreds of additional fonts in sizes from 6 to 72 points are available, at a nominal additional charge, from our growing font library.

You can edit any character and also create your own characters or logos, up to 1 inch by 1 inch.

Powerful formatting features let you center, justify, wordwrap and type flush left or right, with or without running headers and footers — even with different fonts and sizes on the same line.

COST EFFECTIVE. You buy Fancy Font from your local dealer or direct from us, the software developers, for only \$180.

You get near typeset quality at a small fraction of the time and cost of using art or typesetting services.

Fancy Font runs on PC DOS, MSDOS and CP/M systems with Epson, Toshiba and compatible dot matrix printers.

You'll be turning out great looking reports, newsletters, presentations, letters, mathematical texts, overheads or invitations after getting your copy of Fancy Font. The applications are limited only by your imagination.

Call or write now to order Fancy Font or ask for additional information including actual samples and independent reviews.

CALL TODAY 1-800-351-0500 MasterCharge and Visa Accepted

SoftCraft, Inc.

222 State Street, Madison, WI 53703 (608) 257-3300

Fancy Font is a registered trademark of SoftCraft, Inc.



NOTHING DOWN.

Even the best of personal computers can have a bad day. Blackouts happen. Usually at the worst possible time.

But power interruptions don't need to be business interruptions. And lost power shouldn't result in lost data. Not with the POWERMAKER® Micro UPS from Topaz.

Designed specifically for hard disc and critical-use business systems, Powermaker Micro UPS ensures a continuous supply of smooth sine wave power even during

a total blackout.

And there's more. Powermaker Micro UPS also removes spikes and other error-producing transients from incoming power, protecting your PC's sensitive circuitry.

So, if your PC needs a little help once in a while, give it Powermaker Micro UPS protection. For nothing down. Call us today at (619) 279-0831, or contact your local Square D distributor.

TOPAZ[®]
SQUARE D COMPANY

Inquiry 199 for End-Users.
Inquiry 200 for DEALERS ONLY.

Fall 1985 B.Y.T.E. • Inside the IBM PCs • 75

load or store numbers spend at most 30 percent of the time doing I/O, indicating that 8087 operations on average ought to be register-bound.

One of the most number-intensive benchmarks available, the Savage, is a good test of the ability of the 8087 to perform trigonometrics and transcendental functions. Our intuitive feeling about 8087 code being regis-

ter-bound is borne out by the Savage benchmarks in table 2. This table indicates that the best (fastest) Savage benchmarks run 2.14 times faster on the 9.54-MHz 8086/8087 board than on an 8087-equipped PC.

Row 2 contains the times for BASCOM, the IBM BASIC COMPILER. The fact that the compiler speeds up the calculation by only a factor of 5

over the interpreter indicates that Savage really bogs down BASCOM with arithmetic (comparisons for other programs will generally show that compiled BASIC usually runs a factor of 10 to 30 faster than BASICA). Neither row 1 or 2 used an 8087. Rows 3 and 4 show results for 87BASIC and 87BASIC Inline. Comparing rows 2 and 3 demonstrates that the first-generation code makes a 30 to 1 improvement for the benchmark on the PC. We deduce this by comparing the 169 seconds for BASCOM running on a PC without any 8087 to the 5.74 seconds of 87BASIC and the 3.5 seconds of Inline.

Rows 5, 6, and 7 give the times for three other well-known BASICs: True BASIC, BetterBASIC, and Professional BASIC. These other products include 8087 support, but their forte lies in other areas such as easy debugging, modularity, large arrays, or incremental compilation. Even though they are compiled BASICs, they compile to p-code instead of in-line native code. In general, to really get the true speed of an 8087 requires efficient code, and p-code is just not that efficient.

Lines 8 and 9 are the times for two of the more popular FORTRANs, Microsoft 3.3 and Ryan-McFarland 1.0 (both are also separately marketed by IBM). The Savage benchmark is more dependent on the quality of the trigonometric and transcendental libraries of the compiler being checked than the efficiency of the code that links library calls together.

SPREADSHEET BENCHMARKS

There are two different kinds of problems spreadsheet users encounter. The first involves recalculating worksheets that contain many transcendental and financial functions, such as NPV or IRR. The second involves recalculating worksheets that are filled up with cells that contain financial information but that are at best connected by formulas that involve the four simple numeric operations. To analyze the relative performance of these sheets with different processors, we again fell back onto

Table 2: The Savage benchmark results for the IBM PC, in both a standard configuration and with an 8086/8087 board for testing the 8086.

SAVAGE BENCHMARK IBM PC (time in seconds)

	Standard PC		9.54-MHz 8086/8087 board	
	4.77 MHz	4.77 MHz	9.54 MHz	9.54 MHz
Frequency of 8088/8086	4.77 MHz	4.77 MHz	9.54 MHz	9.54 MHz
Frequency of 8087	0 MHz	4.77 MHz	0 MHz	9.54 MHz
(1) BASICA (no 8087)	891	—	757/318*	—
(2) BASCOM (no 8087)	169.5	—	64.7	—
(3) 87BASIC (with 8087)	—	5.74	—	2.53
(4) 87BASIC Inline compiler (with 8087)	—	3.35	—	1.56
(5) True BASIC	160	10	—	35
(6) BetterBASIC	873	12	—	5.2
(7) Professional BASIC	420	15	335	6
(8) MS FORTRAN	—	6.92	—	3.26
(9) Ryan-McFarland FORTRAN	—	3.85	—	1.81
(10) 1-2-3 Retrieval Recalculation	23 374	—	—	12 177
(11) 1-2-3 with 8087 support Retrieval Recalculation	23 —	— 10.2	—	12 4.8
(12) Symphony 1.1 Retrieval Recalculation	478	25 17.5	—	14 10.2

* FAST ROM enabled

(continued)



PERSONAL COMPUTER PHOTOCOPIER

Have you ever wished that there was a machine for your PC that could scan your photographs, artwork or documents just like a photocopier? And was as easy to use and understand? As well as copy and store in color or black-and-white onto your hard drive for editing?

Well, there is such a machine now. It's called the SpectraFAX digital photocopier. We got tired of trying to use digitizing tablets, cameras, mice and everything else that has been invented. The SpectraFAX machines will scan any and all of your art, photos, forms or text for storage in your PC. Images that you can cut-and-paste into your word processing or database programs. Our SpectraFAX 200 will scan and store your color or black-and-white images for editing and printing at resolutions up to 200 dots per inch. Then the SpectraFAX Graphics Editor software that we bundle with the scanner will allow you to cut-and-paste your images, rotate them, enlarge and reduce whatever pictures you choose.

That's not all. Our digital photocopiers are based on open-architecture design, which means that

as new uses for this technology develop, add-on cards can enhance our SpectraFAX digital photocopier. But we didn't want to wait for third-party vendors, so we invented two optional boards of our own: the SpectraFAXimile™ Card and the SpectraFAX TEXreader™.

The SpectraFAXimile card takes advantage of the 200 dots per inch resolution of the scanning device to turn it into a facsimile machine, compatible with all Group II and Group III facsimile machines worldwide.

The TEXreader board is a revolution in itself — full-scale OCR (optical character recognition) to read typewritten pages with the SpectraFAX machine into your word processor without having to re-type what somebody else has already typed.

What's most amazing about the SpectraFAX product line, though, are the prices. Our digital photocopiers cost about the same as a regular office copier. Because we know high tech has to be affordable.

SpectraFAX Corp.

2000 Palm Street S. • Naples, Florida 33962 • (813) 775-2737

• IBM is a registered trademark of International Business Machines, Corp.
• SpectraFAX, SpectraFAX 200, DS-200, SpectraFAX Graphics Editor, SpectraFAXimile & TEX reader are trademarks of SpectraFAX, Corp.

two benchmarks, the Savage and a simple expression of constants evaluated 2500 times, Megalopolis.

Because the time required to go from cell to cell is much less than the time required to evaluate the Savage function, Savage results for spreadsheets with 8087 support can approach that of good compilers. Lines 10, 11, and 12 of table 2 are the times for Savage run on 1-2-3, 1-2-3 with 8087 support, and Symphony 1.1 with

8087 support. Two quick observations: 1-2-3 seems to be tighter than Symphony and as a result is a better candidate for 8087 support. 8087 support for 1-2-3 improves Savage by a factor of 36.66, while Symphony 1.1 runs the Savage 27.3 times faster when run with an 8087.

The Savage is the ultimate 8087 benchmark in that it is so number-intensive that it can make even inefficient compilers look good, provided

they have good run-time libraries.

Table 3 compares the ability of the same BASIC compilers, FORTRANs, and spreadsheets to evaluate expressions. The spreadsheets were compared with a single worksheet that added, subtracted, multiplied, and divided four constants and was repeated 2500 times. We call this Megalopolis because it is typical of the kinds of long-winded sheets that end up accumulating when inexperienced users keep adding cells to their first and only worksheet (a real problem, I am told). Looking at the results for 1-2-3 (15.9 seconds) and 1-2-3 with 8087 support (7.8 seconds), we see that there is only a factor of 2 increase associated with adding an 8087. Looking at the results for Symphony 1.1, we see that adding an 8087 makes an improvement of only 30 percent. Megalopolis is actually a little severe. Normal use seems to deliver speedups of between 3 to 1 and 10 to 1 and higher. What this says is that most worksheets incorporate at least a few of the built-in 1-2-3 functions or a lot of built-in functions. In general, the larger the number of built-ins called, the greater the speedup.

The BASICs and FORTRANs were compared running 10,000 loops of an expression that has three common subexpressions repeated three times each. This benchmark was clearly designed to highlight the use of the 8087 stack. The more use a product makes of the stack, the faster it will run this benchmark. True BASIC does the best of the p-code compilers in both this and the Savage. It should be pointed out that the stack could also be used to hold "hot" global variables, an optimization not being done by any of these compilers but that is a normal technique employed by assembly-language programmers.

In this benchmark we intended to force the compiler to generate a lot of long-lived temporaries, which in a good compiler will end up on the 8087 stack. We did this using common subexpressions. However, a good compiler evaluates a common subexpression only once, and it is

(continued)

Table 3: The Common Subexpression and Megalopolis benchmark results for the IBM PC and the IBM PC with the 8086/8087 board.

COMMON SUBEXPRESSION BENCHMARK
IBM PC


(time in seconds)

Frequency of 8088/8086	Standard PC		9.54-MHz 8086/8087 board	
	4.77 MHz	4.77 MHz	9.54 MHz	9.54 MHz
Frequency of 8087	0 MHz	4.77 MHz	0 MHz	9.54 MHz
(1) BASICA (no 80287)	862	—	769/274*	—
(2) BASCOM (no 80287)	53.17	—	18.92	—
(3) 87BASIC (with 8087)	—	27.29	—	10.11
(4) 87BASIC Inline compiler (with 8087)	—	4.73	—	2.16
(5) True BASIC	74	48	—	17
(6) BetterBASIC	310	93	—	42
(7) Professional BASIC	1023	129	320	53
(8) MS FORTRAN	—	5.92	—	2.9
(9) Ryan-McFarland FORTRAN	—	5.1	—	2.62

MEGALOPOLIS BENCHMARK

(1) 1-2-3 (no 8087)	15.9	—	6.9	—
(2) 1-2-3 with 8087 support	—	7.8	—	3.3
(3) Symphony 1.1	21.2	16.2	8.3	6

* FAST ROM enabled



AT™ Pfantasies for your PC or XT.™

Want better speed and memory on your PC or XT without buying an AT?

You've got it!

Phoenix's new Pfaster™286 co-processor board turns your PC or XT into a high-speed engine 60 percent faster than an AT. Three times faster than an XT. It even supports PCs with third-party hard disks. But that's only the beginning.

You can handle spreadsheets and programs you never thought possible. Set up RAM disks in both 8088 and 80286 memory for linkage editor overlays or super-high-speed disk caching. All with Pfaster286's 1mb of standard RAM, expandable to 2mb, and dual-mode design.

You can develop 8086/186/286 software on your XT faster. Execute 95 percent of the application packages that run on the AT, excluding those that require fancy I/O capabilities your PC or XT hardware just isn't designed to handle. Queue multi-copy, multi-format print jobs for spooling. Or, switch to native 8088 mode to handle



hardware-dependent programs and back again without rebooting. All with Pfaster286's compatible ROM software. And, Pfaster286 does the job unintrusively! No motherboard to exchange. No wires to solder. No chips to pull. Just plug it into a standard card slot, and type the magic word, "PFAST."

If you really didn't want an AT in the first place, just what it could do for you, call or write: Phoenix Computer Products Corp., 320 Norwood Park South, Norwood, MA 02062; (800) 344-7200. In Massachusetts, 617-762-5030.

Programmers' Pfantasies™
by

Phoenix

XT and AT are trademarks of International Business Machines Corporation. Pfaster286 and Programmers' Pfantasies are trademarks of Phoenix Computer Products Corporation. For the Ferrari aficionado; yes, we know this is a rear engine car. We are showing the addition of a second engine to symbolize how Pfaster can be added to your PC or XT to increase performance.

SEE US AT FALL COMDEX

Inquiry 151

Fall 1985 B Y T E • Inside the IBM PCs • 79

possible that some of the BASICs (we know this is true of BASICA) may not have performed this optimization, thus contributing to the discrepancies between the p-code compilers.

On the other hand, RM/FORTRAN clearly added an optimization that we didn't expect, forcing us to change our benchmark so that RM/FORTRAN would generate 8087 code that was evaluated in the loop. RM/FORTRAN discovered that the variable *A* was loop invariant and could be moved ahead of the loop, thus effectively eliminating the entire execution time associated with repetitively evaluating the expression.

INTERPRETING 80287 BENCHMARKS

The 80287 is the coprocessor designed to work with the 80286. It is identical to the 8087 from the standpoint of how you write programs to

run it, except for the issue of identifying that there is a coprocessor in the system. At least one product with automatic 8087 sensing does not work with the 80287 as a result of this difference. To understand the performance-related issues that determine whether or not you should add an 80287 to your PC AT, it is necessary to first look at the 80286 and the interface between the 80286 and the 80287. The 80287 also adds a new feature to the processor/coprocessor system: It can be used with an optional asynchronous clock that can be used to speed up the 80287 ALU.

The 80286 is an upgraded version of the 8086 that is designed for use with multiuser and multitasking operating systems. It has two modes of operation, real and protected, and is substantially faster than the 8086. The added speed is obtained by increasing the amount of parallelism in

the 80286; it has four internal units that each independently do a piece of the total processing job, in comparison to the two independent units of the 8086. In protected address mode the 80286 can address 16 megabytes of memory and manage a virtual address space of a gigabyte. In real address mode, it emulates an 8086, addressing a megabyte. Most of the programs and operating systems currently in vogue work in the real address mode only and do not use either of the extended addressing capabilities of the 80286.

The 80286 is a substantial upgrade of the 8086 in all respects except the interface to the 80287. In the 8086/8087 pair, the 8086 and 8087 each have their own BIU (bus interface unit) that allows either processor to independently acquire data from the system. When an 8087 gets passed an

(continued)



BACKUP YOUR SOFTWARE WITH LOCKSMITH/PC™.

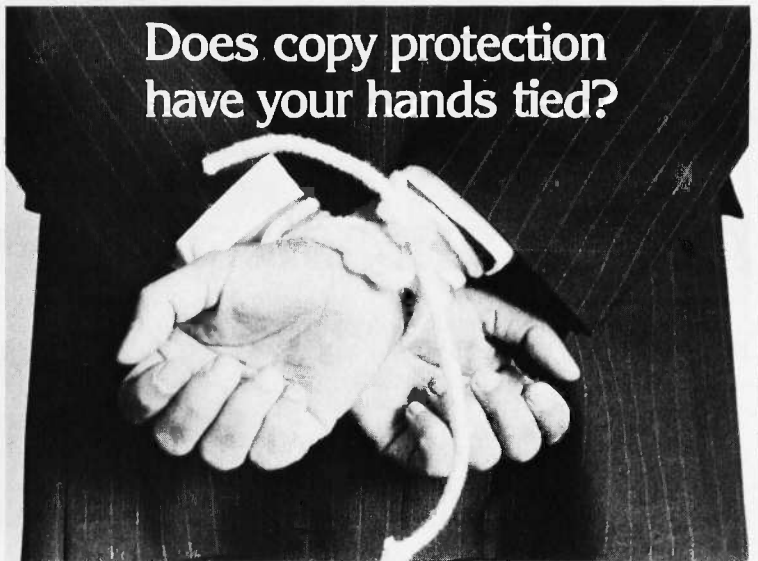
You needn't feel helpless when a copy-protected program disk fails. Keep on working... with backups. LOCKSMITH, the original backup/copy program that took the Apple world by storm, is now available for the IBM/PC and compatibles.

LOCKSMITH/PC features:

- Backup protected software
- FAST unprotected disk backup
- HARD DISK support
- Disk, track and sector utilities
- File and directory utilities
- Easy to use
- Fast mass-duplication for software developers
- Create "protected" diskettes
- Repair damaged disks
- Map disk & file allocation
- Compare files
- Easy-to-use tutorial
- Examine/modify sector data
- File encryption/decryption

Don't get caught with your hands tied. Order LOCKSMITH/PC today.

Does copy protection have your hands tied?



LOW INTRODUCTORY PRICE **\$79.95**
for IBM/PC, PC/XT, PC jr and compatibles.
LOCKSMITH/PC is **NOT** copy-protected.
Available from your computer dealer or directly from:



Alpha Logic Business Systems, Inc.
4119 North Union Road
Woodstock, IL 60098
(815) 568-5166




©Alpha Logic Business Systems, Inc. 1985
Locksmith and Locksmith/PC are registered trademarks of Alpha Logic Business Systems, Inc.

Now Showing In Black And White

if you own an IBM-PC or PC work-alike, Roland's new MB-142 monitor lets you show off your text and graphics in today's hottest colors—black and white. That's right! The MB-142 gives you black characters on a paper-white background—just like people have been reading for centuries. You can also have white characters on a black background with just the touch of a button.


Both of these black and white display formats are easier on the eyes and less fatiguing than the green or amber phosphor used in standard monochrome monitors. The MB-142's large 14-inch screen, combined with its ultra-high 720 x 350 resolution, can display characters that are larger and more legible than what you can get with ordinary monochrome monitors. Another great plus is that the MB-142 plugs directly into the monochrome board of your IBM or compatible—just like your present monochrome monitor, with nothing more to buy.

Because of the MB-142's advanced electronic circuitry, you even have the ability to mix graphics and text on the same display when using graphics and text boards from leading manufacturers such as Persys, STB, Paradise, Hercules, AST and many others. What makes it all possible? The same sophisticated technology used in color monitors.



Actual screen image

MODEL
MB-142



Push a button for instant reverse screen

the MB-142 supports all the winning cards



for business, black and white makes more sense than green and black



the big difference is that the MB-142 monitor does the job for significantly less money. The MB-142 is designed to interface economically, too. Imagine seeing your favorite business graphics or CAD/CAM packages, such as Lotus 1-2-3, Energraphics, Chart-Master, AutoCAD, CADDraft and VersaCAD, in ultra-high resolution black and white. Also, take full advantage of your program's windowing capability using the large 14-inch screen.

Take a good look at the differences that set the MB-142 apart from the rest. No other monochrome monitor gives you the fatigue-free black and white viewing, text and graphics capabilities and easy interface. Naturally enough, the MB-142 is from Roland DG—the new computer peripherals company that's pointing the way to the future. Look for this and other Roland products at fine computer dealers everywhere.

For more information, contact: Roland DG, 7200 Dominion Circle, Los Angeles, CA 90040. (213) 685-5141.

The software programs listed are trademarks of the following companies: AutoCAD, AUTODESK, Inc.; CADDraft, Personal CAD Systems, Inc.; Chart-Master, Decision Resources, Inc.; Energraphics, Enertronic Research, Inc.; Lotus 1-2-3, Lotus Development Corp.; VersaCAD, T&W Systems, Inc.

Roland DG

instruction, it uses its BIU to compute the addresses of operands and then generates the required signals to load or store the specified operands. While the 8087 is doing this, the 8086 is free to execute other instructions, including ones that access memory.

The 80286 substantially complicates this scenario. It has a memory-management unit (MMU) that is made up of two of the four 80286 processor

units. Duplicating the 8086/8087 interface with the 80286 processor would have required a second MMU on the 80287. However, duplicating an MMU on the 80287 would have been a much bigger task than placing the BIU on the 8087. The designers of the 80286/80287 therefore opted for an I/O arrangement for passing op codes and data to the 80287. This interface is implemented with several dedi-

cated ports on the 80287 that are fed by a dedicated DMA (direct memory access) channel on the 80286. The first word of every 80287 op code tells the 80287 how many (if any) words of data will follow. Once the 80287 has decoded its op code, it waits for its operands and then goes and performs the desired operation. One of the conclusions we draw from our benchmarks is that both pro-

Table 4: The Savage benchmark results for the IBM PC AT running at 6 and 9 MHz. The 80287 runs at 4, 6, and 8 MHz.

SAVAGE BENCHMARK IBM AT (time in seconds)							
Frequency of 80286	6 MHz	6 MHz	6 MHz	6 MHz	9 MHz	9 MHz	9 MHz
Frequency of 80287	0 MHz	4 MHz	6 MHz	8 MHz	0 MHz	6 MHz	8 MHz
(1) BASICA (no 80287)	303	—	—	—	196	—	—
(2) BASCOM (no 80287)	44.76	—	—	—	29.2	—	—
(3) 87BASIC (with 80287)	—	5.55	4.16	3.85	—	3.68	3.14
(4) 87BASIC Inline compiler (with 80287)	—	3.46	2.42	2.2	—	2.31	1.87
(5) True BASIC	50	50	50	50	32	32	32
(6) BetterBASIC	29	7	6	5	150	5	4
(7) Professional BASIC	—	9	7	7	—	6	5
(8) MS FORTRAN	—	6.39	5.18	4.58	—	4.24	3.62
(9) Ryan-McFarland FORTRAN	—	4.15	3.15	2.64	—	2.77	2.28
(10) 1-2-3 Retrieval Recalculation	123 104	—	—	—	84 68	—	—
(11) 1-2-3 with 80287 support Retrieval Recalculation	—	27 8.4	24 7	24 6.8	—	22 5.5	21 5.1
(12) Symphony 1.1 Retrieval Recalculation	119.9	38 12	37 11.2	36 10.8	78.3	23 8	24 7.5

processors get tied up during the interface procedure and that for fast executing 80287 instructions the interface time is a substantial percentage of the total execution time.

To help compensate for this loss in parallelism, the designers of the 80287 decided to incorporate an optional asynchronous clock that could be "turned up" when faster 80287s became available. To take advantage

of this feature requires the computer manufacturer to build in an asynchronous clock. Since IBM and other manufacturers did not, I developed a card that allows the user not only to run an 80287 asynchronously but also to increase the clock speed as better 80287s are made available by Intel. Without such a card, the 80287 in an AT does arithmetic at 4 MHz. With the card, the speed of the 80287 ALU can

be increased up to 8 MHz or higher. In all the benchmarks in this article I give AT figures for the 80287 running at 4, 6, and 8 MHz.

Tables 4 and 5 are the Savage, Common Subexpression, and Megalopolis benchmarks run above for the PC AT board. We now start to examine the bizarre side of the 80287. Looking at the second and third rows in the Com-

(continued)

Table 5: The Common Subexpression and Megalopolis benchmark results for the IBM PC AT running at a variety of clock speeds.

COMMON SUBEXPRESSION BENCHMARK							
	IBM AT						
	(time in seconds)						
Frequency of 80286	6 MHz	6 MHz	6 MHz	6 MHz	9 MHz	9 MHz	9 MHz
Frequency of 80287	0 MHz	4 MHz	6 MHz	8 MHz	0 MHz	6 MHz	8 MHz
(1) BASICA (no 80287)	304	—	—	—	195	—	—
(2) BASCOM (no 80287)	18.34	—	—	—	11.12	—	—
(3) 87BASIC (with 80287)	—	17.9	15.38	14.66	—	11.81	10.71
(4) 87BASIC Inline compiler (with 80287)	—	5.82	4.23	3.79	—	3.9	3.25
(5) True BASIC	24	24	24	24	16	16	16
(6) BetterBASIC	228	43	39	39	58	29	27
(7) Professional BASIC	—	63	54	53	—	39	36
(8) MS FORTRAN	—	7.2	5.73	4.86	—	4.79	4
(9) Ryan-McFarland FORTRAN	—	6.51	5.05	4.32	—	4.33	3.6

MEGALOPOLIS BENCHMARK							
(1) 1-2-3 Recalculation	5.3	—	—	3.5	—	—	—
(2) 1-2-3 with 80287 support Recalculation	—	3.8	3.6	3.5	—	2.4	—
(3) Symphony 1.1 Recalculation	7	5.9	5.6	5.5	4.4	3.7	—

mon Subexpression benchmark results (table 5), we notice that the IBM BASIC compiler code running on the AT takes 18.34 seconds and that 87BASIC took 17.9 seconds. Put another way, adding a 4-MHz 80287 increased the speed by only 2.4 percent. Examining the 6- and 8-MHz times, we see that even doubling the 80287 clock results in only a 25 percent speed improvement over the unaided compiler in line 2. The 9-MHz times show that the unaided 80286 running at 9 MHz is actually faster than a 9-MHz 80286 running with a 6-MHz 80287.

We did not include a sample benchmark that slows up when an 80287 is added to an AT. However, such programs exist and typically perform little floating-point arithmetic. What they actually do is use the 80287 for making floating-point comparisons. It turns out that the old Microsoft binary representation for floating-point

numbers is more convenient for comparing numbers than the IEEE format. Consequently, a BASCOM program whose floating-point time is dominated by comparisons runs faster if the comparisons are done in the 80286 than if they are done in the 80287. For compiler writers who like to keep all their floating-point routines running on the same processor, it means there is now a reason to consider writing special code for the AT that uses the 80286 for floating-point comparisons. However, I don't think you'll ever see anyone wasting time on this project. Other bizarre results include the Megalopolis result for Symphony 1.1; adding an 80287 improved this benchmark by only 18 percent on an AT. Again, increasing the 80287 speed to 8 MHz only increases the 18 percent speedup to 27 percent. To understand these results we have to examine the relative speeds of the two processor sets that

we are comparing.

To explain the small or nonexistent speedups observed when an 80287 is added to an AT and run with inefficient code, we have to look at the relative power of the processor combinations at doing floating-point arithmetic. If we add an 8087 to a PC and get a factor of 3 speedup, this tells us that the 8087 does floating-point arithmetic in hardware three times faster than an 8088 using software. If we now take the same program and run it on a machine with a slower numeric processor and a faster main CPU, the speedup upon adding the numeric processor will be less significant. This is exactly what happens in the AT. The 80286 is three times as fast as an 8088 at doing arithmetic, and this makes the slightly slower 80287 look much less effective at speeding up programs. A program that gives us a factor of 36

(continued)

Table 6: The FORTRAN array-manipulations benchmark results for both the PC and the AT.

MS FORTRAN ARRAY-MANIPULATIONS BENCHMARK (kiloflops)							
Small Memory Model, Integer*2							
	IBM PC			IBM PC AT			
Frequency of processor	4.77 MHz	9.54 MHz	6 MHz	6 MHz	6 MHz	9 MHz	9 MHz
Frequency of coprocessor	4.77 MHz	9.54 MHz	4 MHz	6 MHz	8 MHz	6 MHz	8 MHz
Subroutine 1 One dimension	13.7	32.2	13.9	17.8	20	21	24.6
Subroutine 2 Two dimensions	5.9	14.4	11.85	14.16	15.2	17.8	20.4
Subroutine 3 Three dimensions	2.8	6.6	8.4	9.06	9.4	12.7	13.5
Large Memory Model, Integer*2							
Subroutine 1 One dimension	8.3	21.3	12.5	14.9	16.5	18.9	21.3
Subroutine 2 Two dimensions	4.5	11.2	10.7	11.8	12.5	16.1	17.5
Subroutine 3 Three dimensions	1.7	4.1	5.5	5.6	5.8	8.2	8.5

PROVEN!



PC/FOCUS outloads, outruns, outperforms and outreports dBase III™ and R:Base™ 5000.

Don't believe us. Believe National Software Testing Laboratories of Philadelphia. They proved PC/FOCUS to be clearly superior to dBase III™ and R:Base™ 5000. Here's how:

Several real-world, business situations were created to examine each system's speed and capability.

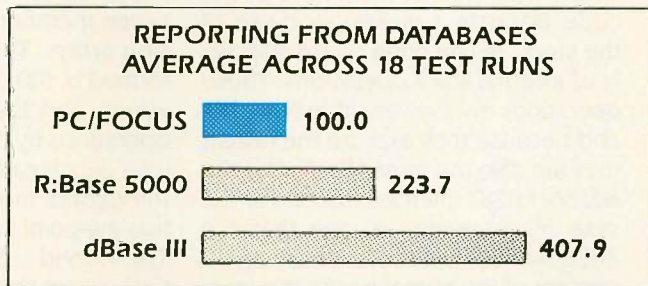
Their findings are published in an extensive report now available to you free of charge. Their results, as stated by NSTL, showed that... "PC/FOCUS was faster overall than the other programs tested." For example...

Database Loading:

In this test series, database loading time for each DBMS was measured by loading three transaction files. Eight separate test runs were conducted, with PC/FOCUS averaging 20.2% faster than dBase III™, and 37.3% faster than R:Base™ 5000.

Database Reporting:

Report requests of various levels of complexity were run against single and multiple databases. Eighteen separate test runs were conducted, with PC/FOCUS averaging 45.2% faster than dBase III™, and 40.0% faster than R:Base™ 5000.



There's more to the study than can be described in this ad. Lots more tests...and much more proof. So, we've reproduced the NSTL Performance Comparison in full. To obtain your free copy, just fill out the coupon and mail it to Donald Wszolek, Dept. U9, Information Builders, Inc., 1250 Broadway, New York, NY 10001.

dBase III is a trademark of Ashton-Tate.
R:Base 5000 is a trademark of Microrim.



Dear Don;
I want proof! Please send my free copy of "A Performance Comparison" to:

Name _____
Title _____
Company _____
Address _____
City _____ State _____ Zip _____

PC/FOCUS

INFORMATION BUILDERS, INC.

New York: (212) 736-4433 • Washington, D.C.: (703) 276-9006 • Chicago: (312) 789-0515 • St. Louis: (314) 434-7500 • Dallas: (214) 659-9890
San Jose: (408) 293-6600 • Los Angeles: (213) 615-0735 • Houston: (713) 952-0260 • Boston: (617) 272-8600 • Atlanta: (404) 980-0474

speedup upon adding an 8087 to a PC gives us a factor of 12 speedup upon adding an 80287 to an AT. However, a program that gives a factor of 3 speedup on a PC gives us a factor of 1, i.e., nothing. For example, the Savage mark for 1-2-3 showed a speedup of 36.6 when run on a PC but only 12.4 when run on an AT. This rule of a 3-to-1 reduction does not apply strictly as speedups get small. For example, Megalopolis evaluated with 1-2-3 speeds up 100 percent on a PC but only 39 percent when run on an AT. Looking at the Symphony results, we see that the 30 percent speedup for the PC goes down to 18 percent for the AT.

For the Common Subexpression benchmark the excellent performance of the 8087 in comparison to the 80287 is a result of the nature of the code. Because it makes good use of the stack, in-line code consists mostly of internal stack operations. These operations involve very little 8087 I/O, and because they execute the fastest they are also the most affected by the 80286-80287 interface losses. For the sake of argument, assume that the 80286-80287 interface takes up 30 percent of the numeric time in a standard AT running with a 4-MHz 80287. Doubling the 80287 clock to 8 MHz would have an effect on the numeric portion of the cycle only. Since our assumption is that the interface takes 30 percent, that means the arithmetic at 4 MHz takes 70 percent. Halving the 70 percent results in a process that takes 65 percent as much time (instead of 50 percent). This is virtually the result we get comparing the 4- and 8-MHz columns in table 5 for fast-running compilers.

Looking at table 4, we finally see an area where the AT really shines: running inefficient spreadsheets fast. For example, while the fastest time for Savage is Lotus 1-2-3 on a 9.54-MHz 8086/8087 board (4.8 seconds versus 5.1 for the souped-up AT), the fastest Megalopolis time is on the AT (2.4 seconds versus 3.3 on a 9.54-MHz 8086/8087 board). Comparing Megalopolis run on Symphony, we now see that the souped-up AT comes in at 3.7

seconds versus 8.3 for the 9.54-MHz 8086/8087 board. In going from an efficient spreadsheet to a not-so-efficient spreadsheet, our souped-up AT went from a 50 percent advantage to a 100 percent advantage. Unfortunately for the AT, we had to run the 80286 well out of limits to get the good times.

The last result was to be expected. Early in our AT experiences we discovered that the one area in which the AT shined was in computing indexes in multidimensional arrays. This is clearly shown in table 6, which compares three FORTRAN subroutines that do simple array arithmetic.

The core of the first subroutine has an inner loop that gets executed a total of 100,000 times. The operations performed in the loop include multiplication, division, and addition between members of five single-dimension arrays. The total arithmetic performed is 500,000 floating-point operations. Dividing the number of the operations by the time to perform the total benchmarks yields the processor throughput in kiloflops (thousands of floating-point operations) per second. The second subroutine is nearly identical except that it performs the same sequence on members of two-dimensional arrays. The third subroutine repeats using three-dimensional arrays. All three routines were compiled using MS FORTRAN, integer*2 indexes, and the small and large memory models. The results are similar for integer*4 indexes but not shown. Comparing the AT with a PC, we see that the times for both machines for vector operations are nearly the same, while the AT takes the lead for the matrix operations and takes a commanding lead for the tensor operations. For the small model, these results can be interpreted as meaning that the PC and AT are 8087- or 80287-bound for the vector case, but the PC is index-bound for the matrix and tensor cases, while the AT is almost number-bound for the matrix case and definitely index-bound by the tensor case. Looking at the large model, we see that the indexes dominate the PC execution and are

just starting to dominate the AT vectors, while they definitely dominate the matrix and tensor operations. Although we do not show it, the times for RM/FORTRAN are better. In general, the souped-up AT fares better against the 9.54-MHz 8086/8087 board, tying it for vectors, running 50 percent faster for matrices and 100 percent faster for tensors. These results are similar to those for Symphony, where the souped-up AT was 100 percent better than a 9.54-MHz 8086/8087 board for running Megalopolis. In fact, since addressing and floating-point arithmetic are going on concurrently in both of these examples, we can conclude that array addressing takes twice as long on a 9.54-MHz 8086 as it does on a 9-MHz 80286.

While the work just done suggests that the AT is superior for matrix work, that's really not the case. These benchmarks were written to test the quality of micro-generated indexing. In a mainframe FORTRAN it would have been possible to remain number-bound through all three subroutines. In addition, hand-coded routines that use pointers to address matrices are number-bound for the 9.54-MHz 8086/8087 board and run faster on it than the AT. While it is not always practical to rewrite floating-point programs so that they are really number-bound, it usually is possible. If this is done we can make a general statement: Any problem that can be cast into a number-bound algorithm will run fastest on the machine with the fastest numeric processor. We make this last statement by deduction. Numeric processors by definition are devices that do floating-point arithmetic faster than the processor they work with. If a floating-point processor were beat by a non-floating-point processor, then it could hardly claim to be a floating-point processor. Therefore, any problem that is bound by numerics will be solved fastest by the fastest numeric processor.

The last benchmark typifies the kind of problem I really wanted to concentrate on in this article. For integer*4 indexes, the vector marks are domi-

nated by floating-point operations, while the matrix and tensor marks are dominated by the overhead associated with computing the addresses in the matrices and tensors. If we change to integer*2, we discover that the vector and matrix times are the same, indicating that they are both floating-point-bound and the tensors bind in addressing. This is the kind of problem that can be handled well with analytic techniques, and the ability to change relative speeds of processors provides a nice basis for verifying concepts about throughputs for processor/coprocessor systems as a function of the clock speeds and code being run.

CONCLUSIONS

For number-bound programs, the fastest computer will always be the one with the fastest numeric processor. This was the case for all the benchmarks we ran when they were coded with the most efficient compilers. Unfortunately, if a program is not number-bound but bound by other system bottlenecks such as addressing variables, then the fastest machine is not always the one with the fastest numeric processor. Often problems that appear to be number-bound turn out to be CPU-bound. This is especially the case with programs that do not use native in-line 8087 support.

It was also discovered that the 80286 in the AT was much closer in numeric speed to an 80287 than the 8088 was to an 8087. In general, this resulted in a reduction in the speed-up obtained when an 80287 is added to an AT. As a rule of thumb, the 80287 speedups observed for an AT are one-third those obtained when an 8087 is added to the PC. In situations where programs speed up less than a factor of 2 on a PC, they can slow up when run with an 80287, especially when floating-point comparisons become an important part of a problem.

One of the disappointments of the 80287 support is spreadsheets. While 8087 support for spreadsheets is usually good enough to be worth-

while, adding an 80287 often results in speedups that are less than 50 percent. This is especially true of the types of worksheets that many users like to generate. That's because most spreadsheets run as interpreters, which are much less efficient than native-code compilers. On the positive side, the 80286 does execute in-

terpreted code much faster than an 8088, and the best times for the huge sheet, Megalopolis, were turned in by a souped-up AT running a 9-MHz 80286 with an 8-MHz 80287.

After examining 80287 performance we came to the conclusion that the 8087 is slightly more efficient

(continued)

ONE-STOP ARCnet™ LAN SOLUTIONS

Now you can get all the tools you need to build industry standard **TOKEN-PASSING** networks from one source.

InterContinental Micro.

Our networking packages let you configure any combination of nodes (PCs and compatibles, ATs, XTs, Jrs., Z-100s) to a common Fileserver in just a few minutes with our menu-driven installation program.

Active and passive hubs allow you to integrate up to 255 users on a single network with *increased* efficiency as the network grows.

In addition, our stand-alone ARCnet™ Workstation/Fileserver and complete line of S-100 Bus products (single board computers, slaves and controllers) give you and your customers even more options.

ARCnet is a trademark of Datapoint Corporation.

We're also compatible with other industry-leading ARCnet PC™ and S-100 products, and our PC networking boards include an optional 256K of system RAM.

All with InterContinental Micro's reputation for outstanding reliability, exceptional service, and highly competitive pricing.

Call InterContinental Micro today, or circle the bingo number below for ARCnet™ LAN solutions.



**InterContinental
Micro Systems**

4015 Leaverton Court, Anaheim, CA
92807; Phone: (714) 630-0964
Telex: 821375 SUPPORT UD; Easylink: 62562040.



Inquiry 95 for End-Users.
Inquiry 96 for DEALERS ONLY.

than the 80287 for executing well-written programs. Even our experimental AT turned out to be 40 percent slower than the 9.54-MHz 8086/8087 board for running number-bound problems. Extrapolating this result to future machines, it takes an 11-MHz 80286/80287 to keep up with the 9.54-MHz 8086/8087 running in-line code. However, since we are currently running experimental 9.54-MHz 8086/8087 boards at 12 MHz, it will really take a 14-MHz 80287 to keep up. We conclude that for number-bound applications the 8086/8087 upgrade path is a viable alternative to 80286-based machines and will remain so for the next one to two years and possibly longer depending on the availability of 8087 upgrades.

With improved 8087s or their equivalent, it is theoretically possible to achieve floating-point improvements of up to a factor of 10 over the current 8087 without changing the existing processor/coprocessor interface or software. Whether or not this will happen is a function of the large semiconductor manufacturers. In their eyes the 8087 is a niche market, which may or may not warrant additional R&D expenditures. From a marketing standpoint, souping up your competitor's architecture is not necessarily good business. However, because the Intel architecture has now assumed the stature of a standard, it is fair game as an aftermarket. In fact, at least one semiconductor house, NEC, has an 8087 upgrade in the pipeline

that is supposed to be pin-for-pin- and software-compatible and a factor of 2 faster than the 8087. The other contenders in this marketplace include National Semiconductor and Motorola. The late-to-the-market Motorola 68881 runs up to a factor of 7 faster than a 5-MHz 8087 doing simple operations and up to a factor of 25 faster doing trigonometrics. The Motorola part is not pin- or code-compatible with the 8087. While it might be possible to glue it into a PC bus, the overhead would end up eliminating a good part of the speed gained.

If a user is running his or her own programs and doesn't mind recompiling, there are a number of new devices coming on the market that will make it possible to achieve PC floating-point performance in the 1- to 4-megaflop (millions of floating-point operations)-per-second supermini range for about \$2000/megaflop. All of these new devices require the use of boards, special interface software, and/or special compilers. The compilers will be trickier than even the current 8087 compilers because these new devices perform floating-point arithmetic about as fast as an 8086 performs an inter-register move. Since code and data will have to get moved onto such a board for it to run up to its potential, it will have to have large chunks of data and code preloaded and repetitively used.

An example of the latest generation of floating-point devices that can be

used to construct a coprocessor is the Weitek 1164/1165 chip set. Like the 68881, it would have to be glued into a PC with discrete logic. This processor can be memory-mapped and designed with a high-speed register cache that holds up to 1000 double-precision constants or variables. Leaving hot variables in a processor reduces I/O, and, since the instruction set of this processor includes primitive branches, it is possible to download whole code fragments that will execute in the coprocessor at very high speeds. In fact, the Weitek chip set discussed here is capable of achieving floating-point throughputs in excess of 2 megaflops, which is a factor of 50 greater than an 8087.

In the last three years microcomputers have gone from floating-point speeds of 1000 operations per second up to 80,000 operations per second. The next three years promise an explosion in this field with new players, new devices, and new methods of organizing floating-point calculations. The expectation of having user workstations whose speeds are measured in megaflops by the year 1988 seems quite probable. Some OEMs are talking about dedicated boards running in microcomputers that perform specific operations such as matrix inversions and fast Fourier transforms in the 100-megaflop speed range. While much of this new technology will be expensive, it will still be very cost-effective. ■

Immediately Available — Large Quantities

The ATI-1000... presented by ATI

IBM AT* Compatible Motherboard

- Up to 640-kb main memory (1Mb on-board optional)
- 8 I/O Slots
- Same Dimensions as IBM AT* (12 x 13 inches)

Suggested OEM price \$1,095. (orders of 10 units or more); volume discounts available.

Also available: Power Supplies, Cases and Keyboards.

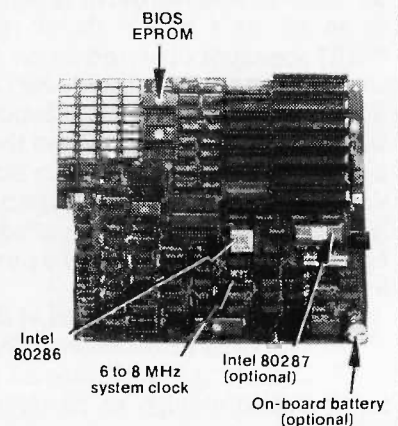
*IBM AT is a trademark of International Business Machines.

New Product ATI-2000


- 8MHz w/o Wait State • 67% Faster than IBM AT* • Call for price

ATronics International, Inc.

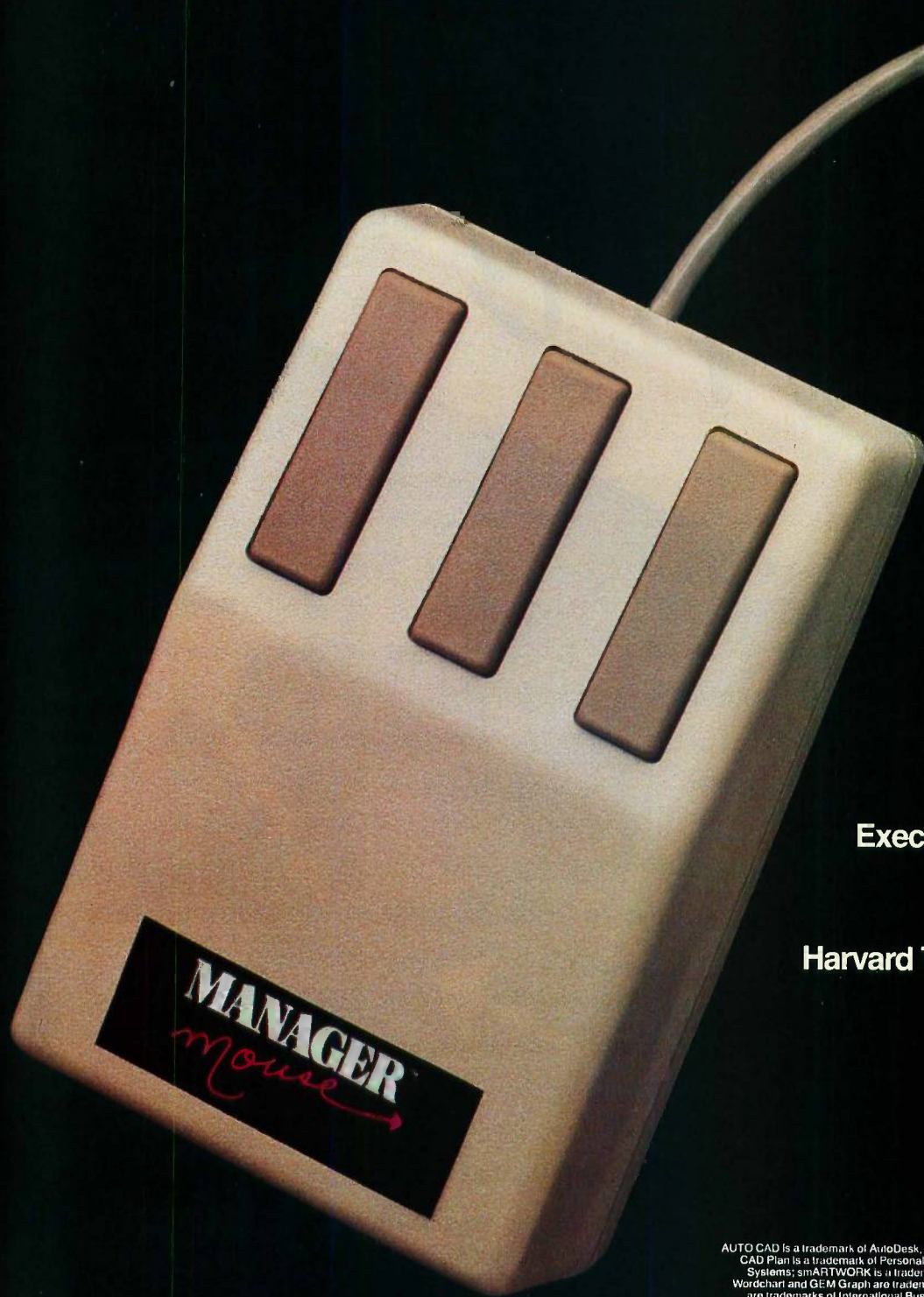
520 Valley Way • Milpitas, CA 95035 • (408) 943-6629 • (408) 263-6533



Let's
Stop playing
Cat & Mouse...



There are 25 you should buy



AUTO CAD™
CAD key™
CAD Plan™
CAD Master™
smARTWORK™
GEM™
GEM Desktop™
GEM Draw™
GEM Wordchart™
GEM Graph™
TopView™
IBM Assistant Series™
DESQ™
FRAMEWORK™
Telepaint™
PC Illustrator™
Art Studio™
Executive Presentation Kit™
PC Paintbrush™
DR Halo™
Harvard Total Project Manager™
Microsoft WORD™
Microsoft Project™
Network™
Quicknet™

Manager Mouse™ and TMouse™
are registered trademarks of the
Torrington Company.

AUTO CAD is a trademark of AutoDesk, Inc.; CAD Key is a trademark of Micro Control Systems, Inc.;
CAD Plan is a trademark of Personal CAD Systems; CAD Master is a trademark of Data Graphics
Systems; smARTWORK is a trademark of Wintek Corp.; GEM, GEM Desktop, GEM Draw, GEM
Wordchart and GEM Graph are trademarks of Digital Research; TopView and IBM Assistant Series
are trademarks of International Business Machines; DESQ is a trademark of Quarterdeck Office
Systems; FRAMEWORK is a trademark of Ashton-Tate, Inc.; Telepaint is a trademark of LCS Tele-
graphics; PC Illustrator is a trademark of ComputerGraphics Group; Art Studio is a trademark of
MIGRAF; Executive Presentation Kit is a trademark of Kuala Technologies; PC Paintbrush is a
trademark of IMSI; DR Halo is a trademark of Medial Cybernetics; Harvard Total Project Manager
is a trademark of Harvard Software; Microsoft WORD and Microsoft Project are trademarks of
Microsoft Corp.; Network is a trademark of Scler Corp.; Quicknet is a trademark of PSDI.

good reasons Manager Mouse™

Manager Mouse is an innovation in Mouse technology.

It is indispensable to many windowing, computer aided design, graphics, project management and word processing programs. Its unique independent suspension* system delivers smooth, skip-free performance on any surface, at any angle with precise control. It plugs directly into your computer without any external power supply and requires no special tablets or pads. It's totally portable. Take it with you in its travel pouch anywhere in the world.

Manager Mouse's enclosed drive mechanism makes for carefree maintenance as well. Manager Mouse is designed for use with IBM PC,™ XT,™ AT™ and a growing number of compatible personal computers, as well as an ever increasing list of software. It comes with its own TMouse™ software, a comprehensive user's manual and technical reference data, a six month limited warranty, and a protective travel pouch.

*Patent Pending

MANAGER™

mouse →

Call 1-800-982-0030 for your nearest dealer.

IBM PC, PC XT, PC AT and PC Portable are trademarks of International Business Machines; COMPAQ Portable, Plus, 286 and DeskPro are trademarks of Compaq Computer Corp.; ATT 6300 is a trademark of AT&T Information Systems; Eagle PC, PC Plus and Spirit are trademarks of Eagle Computer, Inc.; Ericsson is a trademark of Ericsson Information Systems; Columbia is a trademark of Columbia Data Products, Inc.; Corona is a trademark of Corona Data Systems, Inc.; TI Professional is a trademark of Texas Instruments, Inc.; DEC Rainbow 100 is a trademark of Digital Equipment Corp.; ITT Extra is a trademark of ITT Business Communications Corp.; Datavue 25 is a trademark of Datavue Corp.; Sperry PC is a trademark of Sperry Corp.; Leading Edge Model D and Model M are trademarks of Leading Edge Products, Inc.; Morrow Pivot is a trademark of Morrow Designs, Inc.; Televideo 1605 is a trademark of Televideo Systems, Inc.; Tandy 1000, Tandy 1200 HD and Tandy 2000 are trademarks of Radio Shack; Panasonic Senior Partner and Executive Partner are trademarks of Panasonic Consumer Products; Burroughs ET-2000 is a trademark of Burroughs Corp.; Kaypro is a trademark of Kaypro Corp.

A standard RS-232-C

**interface* makes
Manager Mouse
compatible with
these computers.**

IBM PC,™ PC XT,™
PC AT™ and PC Portable™

COMPAQ Portable,™
Plus,™ 286™ and
DeskPro™

ATT 6300™

Eagle PC,™ PC Plus,™
Spirit™

Ericsson™

Columbia™

Corona™

TI Professional™

DEC Rainbow 100™

ITT Extra™

Datavue 25™

Sperry PC™

Leading Edge Model D,™
Model M™

Morrow Pivot™

Televideo 1605™

Tandy 1000,™ Tandy 1200 HD,™
Tandy 2000™

Panasonic Senior Partner,™
Executive Partner™

Burroughs ET-2000™

Kaypro™

*Please check the type of
connector on your computer's
serial card to be sure to buy
the right Manager Mouse for
your computer.

TORRINGTON

Part of worldwide Ingersoll-Rand

59 Field Street
Torrington, CT 06790
Inquiry 202



MOVING FROM THE 8088 TO THE 80286

*Important differences you need to know
to make your programs transportable*

WILLIAM J. CLAFF

THIS GUIDE to writing assembly-language code for the IBM PC family pays particular attention to the impact of the 80286 on current programming methods. With the growing number of 80286-based machines, including the IBM PC AT (and probably the anticipated IBM "PC2"), the differences between the 80286 and the 8088 become quite important to the software developer. This is especially true when multitasking and multiuser operating systems acquire a larger installed base. These differences also highlight the ever-present need to structure programs for change.

This article is not a primer. It assumes that you are familiar with assembly-language concepts and does not cover the expanded instruction set of the 80286 or how to write systems software. Its primary aim is to acquaint you with the specific differences between the 80286 and the 8088. It also attempts to convey that change is inevitable and programs must be structured accordingly.

Since the 80286 is a superset of the 8088, let's review that chip first and then cover those features of the 80286 that are important to applications, as opposed to systems, programmers.

THE 8088 MICROPROCESSOR

Figure 1 shows an elementary block diagram of the 8088. This processor has two separate processing units: the execution unit (EU), which executes instructions, and the bus interface unit (BIU), which is responsible for the 8088's communication with the outside world. The EU provides a logical address to the BIU, which translates it into a physical address. This translation, called the physical-address computation, uses two 16-bit quantities: a segment register and an offset. The notation used for logical addresses is *segment:offset*. The segment registers (parts of the BIU) are code segment (CS), data segment (DS), stack segment (SS), and extra segment (ES). The offset is usually supplied by the EU.

To compute the physical address, the 8088 shifts the segment register left 4 bits and adds the offset in the BIU's dedicated adder, Σ . Segments are

(continued)

William J. Claff (7 Roberts Rd., Wellesley, MA 02181) is manager of special projects for Spinnaker Software Corporation. He has also run his own microcomputer retail and consulting business since 1978. Mr. Claff holds an M.S. in applied mathematics from Harvard University.

For increased efficiency, the BIU pipelines bytes.

64K-byte relocatable pieces of the 1-megabyte physical-address space. They are located on 16-byte boundaries called paragraphs. Since assembly-language programs are written in logical segments, the placement of these segments in memory is a function of the linker and DOS. They can be overlapped, contiguous, or disjointed.

The address of the next instruction

to be executed is CS:IP (code segment:instruction pointer). For increased efficiency, the BIU *pipelines* bytes (prefetches them and puts them into a queue). To facilitate this calculation, the instruction-pointer register is kept in the BIU.

The EU contains eight 16-bit registers, any of which can be used in computations. Four of these registers comprise the data group. They are the accumulator (AX), base (BX), count (CX), and data (DX) registers. The 8088 can also access the high and low 8 bits of each data register. The two halves of the accumulator register, for example, are AH (accumulator high) and AL (accumulator low). The respective halves of the BX, CX, and

DX registers are similarly named.

The next two general registers, the stack pointer (SP) and the base pointer (BP), constitute the pointer group. These registers manipulate the stack. When a subroutine is invoked, SS:SP (stack segment:stack pointer) stores the return address on the stack. SP points to the top of the stack and BP to the base. SP is automatically decremented by calls and incremented by returns. The stack is also used to pass subroutine parameters. BP accesses these parameters.

Two other general registers, the destination index (DI) and the source index (SI), make up the index group and are used primarily in string operations. Two segment registers are re-

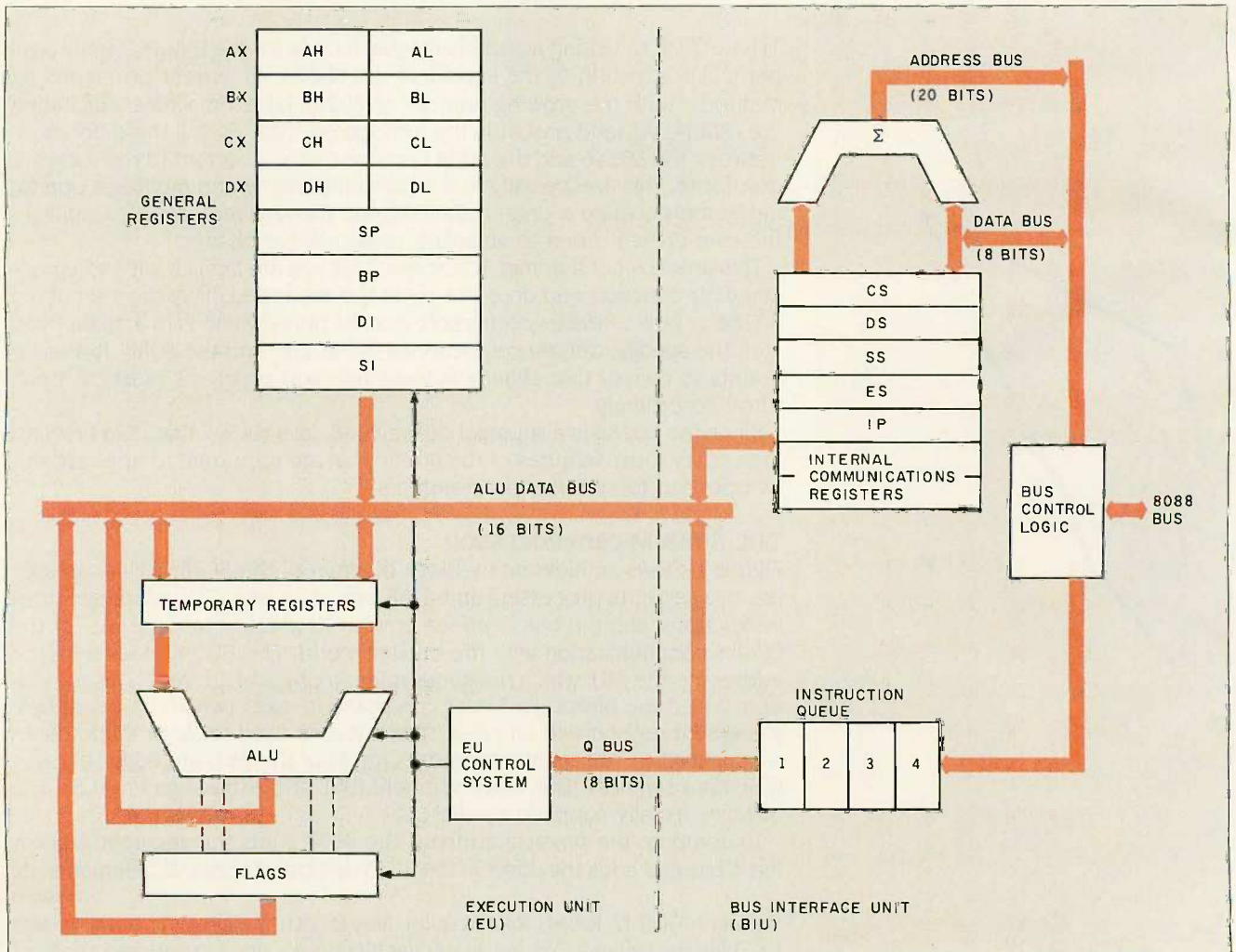


Figure 1: An 8088 elementary block diagram (see reference 1).

quired to perform moves or comparisons on memory more than 64K bytes apart. This is why there is an ES in the BIU in addition to the DS. The destination in a string operation is always ES:DI (extra segment:destination index).

Many of the registers in the EU have special uses. Table 1 shows these registers and their uses.

8088 ADDRESSING

The EU generates an effective address (offset) using one of several methods called addressing modes. An effective address has one or more of the following: base, index, and displacement. A base can be BX or BP; an index can be either SI or DI; and a displacement is a 16-bit signed number.

If you do not specify a segment register, the 8088 uses the DS register. If you specify the BP register as the base, it uses SP as the segment register. Supplying a segment register other than the default is called using a *segment-override prefix*. However, you cannot override the IP, SP, or DI register in string operations. Figure 2 shows how the various addressing modes in the EU and the BIU combine to form the physical address.

8088 INTERRUPTS

The 8088 does not distinguish between interrupts invoked by the assembly-language instruction INT and those generated by the hardware. There are 256 interrupts, vectored through a table of double words found at location 00000:00000 hexadecimal. Each double-word entry in the table corresponds to the CS:IP of the subroutine that the interrupt invokes. The 8088 uses interrupts 000 through 004 hexadecimal for the following errors: divide by zero, single step, nonmaskable interrupt, breakpoint, and overflow.

THE 80286 CENTRAL PROCESSING UNIT

Figure 3 shows an elementary block diagram of the 80286. This processor has four separate processing units: the EU, the bus unit (BU), the instruction unit (IU), and the address unit

Table 1: The 8088's implicit use of general registers (see reference 1).

Register	Operations
AX	Word multiply, word divide, word I/O
AL	Byte multiply, byte divide, byte I/O, translate, decimal arithmetic
AH	Byte multiply, byte divide
BX	Translate
CX	String operations, loops
CL	Variable shift, variable rotate
DX	Word multiply, word divide, indirect I/O
SP	Stack operations
I	String operations
DI	String operations

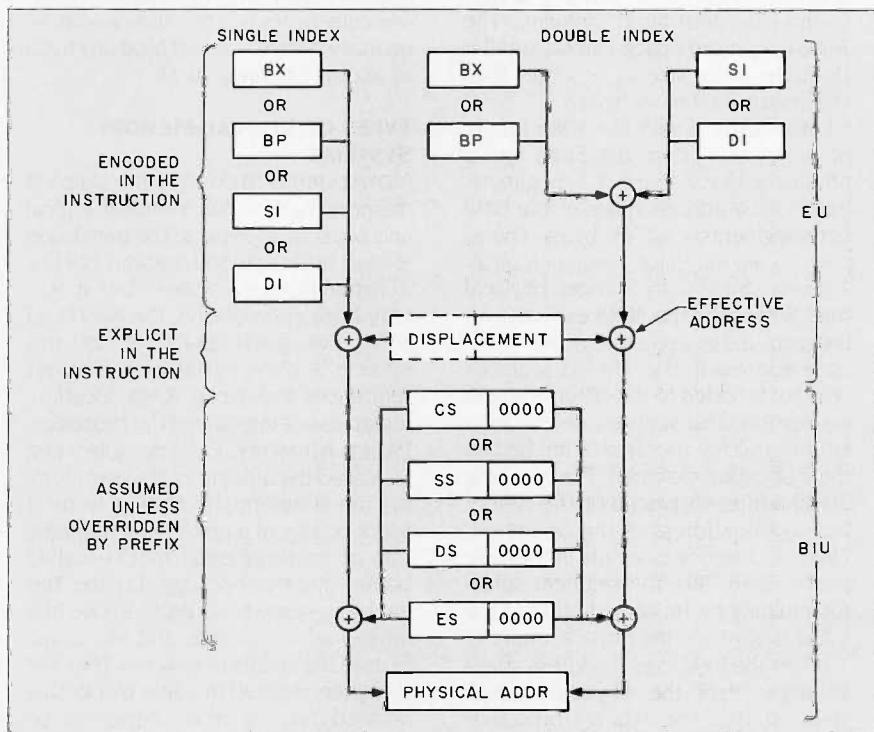


Figure 2: The 8088 memory-address computation (see reference 1).

(AU). The 80286 operates in either real-address mode or protected virtual-address mode (protected mode). Bits in a new register, the machine status word (MSW), control the processor mode. The machine status word also activates a feature of the 80286 that allows for the emulation of coprocessors such as the 80287. Let's examine the components as they operate in real-address mode first.

The IU is a further refinement of pipelining. The BU prefetches up to 6 bytes of instructions; however, in-

stead of being decoded by the EU as in the 8088, the IU decodes them in parallel execution with the EU. This improves the speed of the 80286 but has no impact on programming.

The 80286's BU and AU operate in essentially the same way as the 8088's BIU does. Specifically, the AU calculates the physical addresses in the same manner.

80286 EXECUTION UNIT

While the EU executes a superset of the 8088 instruction set, some instruc-

(continued)

80286 MEMORY-MANAGEMENT SYSTEM

BY STEVE SATCHELL

In designing the 80286 in 1982, Intel implemented what most of us think of as virtual memory. But how does it work? Quite simply, a virtual-memory system takes the address of a memory request from a processor and translates it to reference a location in RAM (random-access read/write memory). The translation from the logical address to the physical address is performed by dedicated hardware. The logical-memory space can be smaller than, the same size as, or larger than the physical-memory space.

Let's illustrate with the 8086 family of processors. First, the 8086 has a physical-address space of 1 megabyte, but a logical-address space of four 64K-byte segments, or 256K bytes. Therefore, we are mapping a smaller logical-address space onto a larger physical one. Whenever the 8086 executes an instruction that accesses memory, the base address in the desired segment selector is added to the offset from the instruction. The segment selection is either explicitly specified or implied by the instruction executed. The resulting 20-bit address is placed on the system bus as the address of the operation. The map function is simple in the case of the 8086: Take the segment selector, multiply by 16, and add that to the offset to give you the physical address.

When the total logical-address space is larger than the physical-address space, part of the data is stored outside of physical RAM, usually on a disk or drum store. The memory system then needs to know what locations are present in physical RAM. When the memory system cannot find a requested location, it generates an interrupt to the operating-system software. The operating system then takes corrective action, usually by loading the desired data from disk into physical RAM. This is called "swapping."

High-performance mainframes use two or more levels of memory. The first level is very fast—10-nanosecond ECL (emitter-coupled logic) cache RAM—and very expensive. The second level is slower—400-nanosecond NMOS (negative-channel metal-oxide semiconductor) RAM—and much less ex-

pensive. The third level is disk, which is very cheap in comparison to the cost of the ECL RAM.

Most modern virtual-memory systems also implement access checking. When the program requests access to a memory location, the memory hardware makes sure that the access is valid. Customary tests are for read access, write access, and instruction fetch (execute access). The 8086's virtual-memory system does *not* have any form of access checking at all.

TYPES OF VIRTUAL-MEMORY SYSTEMS

NONMAPPED MEMORY: The simplest memory system has identical logical and physical addresses. The translation is fixed by design. You wouldn't call this a virtual-memory system, but it is a very basic form of one. The 8080 and 8085 are good examples of this scheme. A given logical address always references the same RAM location, regardless of the state of the processor. **PAGED MEMORY:** Early designers first increased the amount of physical memory on a system by setting aside a block of logical memory and mapping two or more physical blocks—called banks—into that one logical space. This enabled systems to grow above the limited address space and was usually used for multiuser systems. Then the designers defined multiple blocks that allowed two or more banks to be mapped in at the same time. You could then move data from one bank to another instead of switching banks all the time.

If you carry this process to its inevitable conclusion, the designer defines a set of pages, all the same size, in both logical and physical space. The system maps logical pages into physical ones using a table. The logical address is then broken into a page selector and an offset. The address-translation hardware replaces the page selector with the upper *n* bits of the physical-page address and passes the offset through as is. This then becomes the physical address.

Fitting new processes into a paged memory system is relatively easy since

the operating system doesn't have to find a block of memory big enough to hold the process; it must only collect enough pages to satisfy the space requirements for the program. Need to add memory for the program? Get another page.

Such a system also allows limited data sharing, especially if access checking is implemented. If you have multiple users of the same program, you can save time and RAM by having everyone use the same copy. Then you need one set of pages to hold the program and a small working set of pages for each user's data.

The main problem with paged memory is wasted RAM. If you have many programs and each program is not optimized to fit exactly in one or more pages, you lose on the average half a page per program. If you choose too big a page size, the losses mount rapidly. If the page size is too small, you increase the size of the mapping table, thus increasing system cost and decreasing system reliability.

SEGMENTED MEMORY: You can also vary the size of each memory area to fill your needs. As a minimum, you need to know the segment's physical starting address. Some segmented memory systems use a portion of the logical address to select the segment (as in the paged system) while the remainder defines the offset within the segment. Others, like the 8086 and the 8088, keep the segment specification separate from the rest of the logical address. In reality, the 8086 doesn't have a 16-bit logical address; it has an 18-bit one: 16 bits of offset and 2 bits of segment specification.

Systems with access checking also carry the size of the segment to be sure that the access request is within bounds; if it is not, the operating system is informed.

Since the segment is only as large as it needs to be, you can tightly pack RAM with code and data. However, in multiuser systems, programs come and go with great frequency, so you can end up with a lot of chunks of free memory too small to use.

If you don't have enough contiguous

space for a new program, you need to garbage-collect your RAM to gather those chunks of unused memory together and readjust the segment definitions accordingly. This is a time-consuming process and, if done frequently, can really kill system throughput. Sometimes, however, it can mean the difference between a system that runs and one that doesn't.

THE 80286 MEMORY MODEL

The 80286 implements segmented virtual memory by using in-memory tables that contain copies of information about segments currently in use on the RAM chips. Each memory segment has associated with it a descriptor containing the segment's physical-memory base address, its length in bytes, its access restrictions, and two bits for memory systems that swap segments in and out, present and accessed. Whenever the system loads a selector into a segment register, it saves the old descriptor and loads the new descriptor from memory into the 80286.

These descriptors are grouped into tables, which are described by higher-order descriptors. There is one descriptor table for each task in the system and a global descriptor table as well.

The actual implementation involves a chain of memory segments and tables. For complete information on how these work, see reference 4.

EFFECTS ON OPERATING SYSTEMS AND APPLICATIONS

Operating systems and application programs are sensitive to the environment in which they run. Since the memory system for the 80286 protected mode differs significantly from the memory system for the 8086, there are some effects.

MS-DOS: MS-DOS was developed specifically for the 8086 family of processors. Microsoft tended to ignore the Intel guidelines for program structure. Intel developed these guidelines to minimize the pain of upgrading from one processor to the next, such as from the 8086 to the 80286.

Further, for the sake of speed many

applications were written in assembler, instead of in high-level languages like C or Pascal. This means that you must examine your code and, where you made use of specific details of the 8088/8086, modify that code to run in the 80286 environment. High-level language programs require considerably less modification.

The operating system is most affected by the 80286's new design. MS-DOS must be extensively modified to run in the protected environment, even for single-user, single-task work. The tables required to let programs run in protected mode must be set up, making it difficult for existing programs and MS-DOS to move into the 80286's protected environment. Since most software changes required by the 80286 center on the operating system, it could mean a complete rewrite.

UNIX: The 80286 was developed with UNIX in mind, and many of its features are appropriate to a UNIX kernel. The 80286 is best suited to UNIX tasks that are small and numerous, as opposed to gigantic programs, since the 64K-byte-per-segment restriction is still present with the 80286.

The IBM PC AT, however, is a single-processor machine with no easy method of inserting additional 80286 processors. Coprocessors cannot use the PC AT system RAM directly. This means the AT must remain as a high-end, single-user and low-end, multiuser machine. Most serious UNIX machines use one processor for applications programs and one or more for I/O (input/output). For example, the Sun Microsystems 2/120 system uses a 68000 microprocessor for computation and at least one 80186 processor for I/O functions.

GRAPHICS, SCIENTIFIC APPLICATIONS: Graphics applications and the 80286 are not suited for each other. I'm not talking about Lotus 1-2-3 pie charts, but CAD (computer-aided design), picture processing, and windows on large displays. These graphics applications require large arrays to store and manipulate the information they need. Just to display 1024 by 1024 dots in 256 colors requires 1 megabyte of dis-

play memory alone!

Scientific processing must also take a back seat, since some statistical algorithms require very large arrays. Currently, the systems using the Motorola 68000 family—such as the Macintosh and the AT&T UNIX PC—and the National Semiconductor 32000 family are better suited to those tasks.

INTEL 80386 VS. 80286

The 80386, Intel's second 32-bit microprocessor, is forthcoming. Unlike the iAPX 432, the 80386 will build on the concepts started with the 80286 and add some more interesting capabilities.

If you combine the two different methods of implementing virtual memory, segmented and paged, you can get the best of both worlds. Segment descriptors carry all the access-checking information, and it is easier to swap fixed-size pages to and from disk. If a page-modified or "dirty" bit is assigned on a page basis, you don't need to swap out an entire segment just because you changed one word; you can just swap the page.

Limited garbage collection is much easier with this combined memory scheme, since you only need to manipulate *parts* of pages instead of entire segments; this is especially true if a segment starts in the middle of a page. Full garbage collection is just as tedious, however, since you need to move data around in all the pages of the segment.

Intel has shown plans to implement a combined segmented and paged virtual-memory system on the 80386 that is upward-compatible from the 80286 system. Segments carry access restrictions just as they do on the 80286, but a paged system makes memory allocation and deallocation easier. Instead of swapping segments, you have your choice of swapping pages, segments, or some combination thereof.

Stephen Satchell is the owner of Satchell Evaluations (16 Searing Ave., Morristown, NJ 07960). He has spent 12 years in computer product development and evaluation.

tions operate slightly differently, posing a compatibility problem. These differences are summarized as follows but are of no consequence in most applications programming:

- Shift counts are masked to reduce the maximum instruction time. The CL register is masked when it is used as a shift or rotate count.
- PUSH SP works differently. Due to protected mode, the value of PUSH

SP is different on the 80286. If this is important, you should use the following instructions:

```
PUSH BP
MOV BP,SP
XCHG BP,[SP]
```

- Flag word has a different value. The upper 4 bits of the flag word are 1111 on an 8088 and 0000 on an 80286 operating in real-address mode. (Note: This provides a way of telling

these processors apart program-matically.)

- Quotients of 80 or 8000 hexadecimal are possible.
- Divide error is restartable.
- Segment wraparound causes exception D hexadecimal.
- External interrupt handlers cannot be single stepped. The priority of the single-step interrupt has been changed. This keeps an external interrupt from being single-stepped if it occurs while single-stepping through a program.
- Interrupts can occur after MOV/POP DS/ES. The 80286 only ignores interrupts after a MOV/POP SS instruction.
- Do not rely on NMI (nonmaskable interrupt) interrupting the NMI handler. The 80286 disables NMI and processor-extension interrupts after recognizing an NMI; they remain disabled until the first IRET is executed.
- Place a far jump at FFFF0 hexadecimal. The 80286 starts execution at F000:FFFF hexadecimal as opposed to FFFF:0000 for the 8088.
- Do not duplicate prefixes. The prefetch and instruction unit impose a 10-byte instruction-length limit that you can reach only if you code redundant prefixes.

Table 2: The 80286's predefined interrupt vectors (see reference 3).

00	Divide-error exception
01	Single-step interrupt
02	Nonmaskable interrupt
03	Breakpoint interrupt
04	INTO detected overflow exception
05	Bound RANGE exceeded exception
06	Invalid op-code exception
07	Processor-extension not-present trap
08	Double protection exception
09	Processor-extension segment overrun exception
0A	Task segment format exception
0B	Segment not-present exception
0C	Stack under-/overflow exception
0D	General protection exception
0E-0F	Reserved
10	Processor-extension-error interrupt
11-1F	Reserved

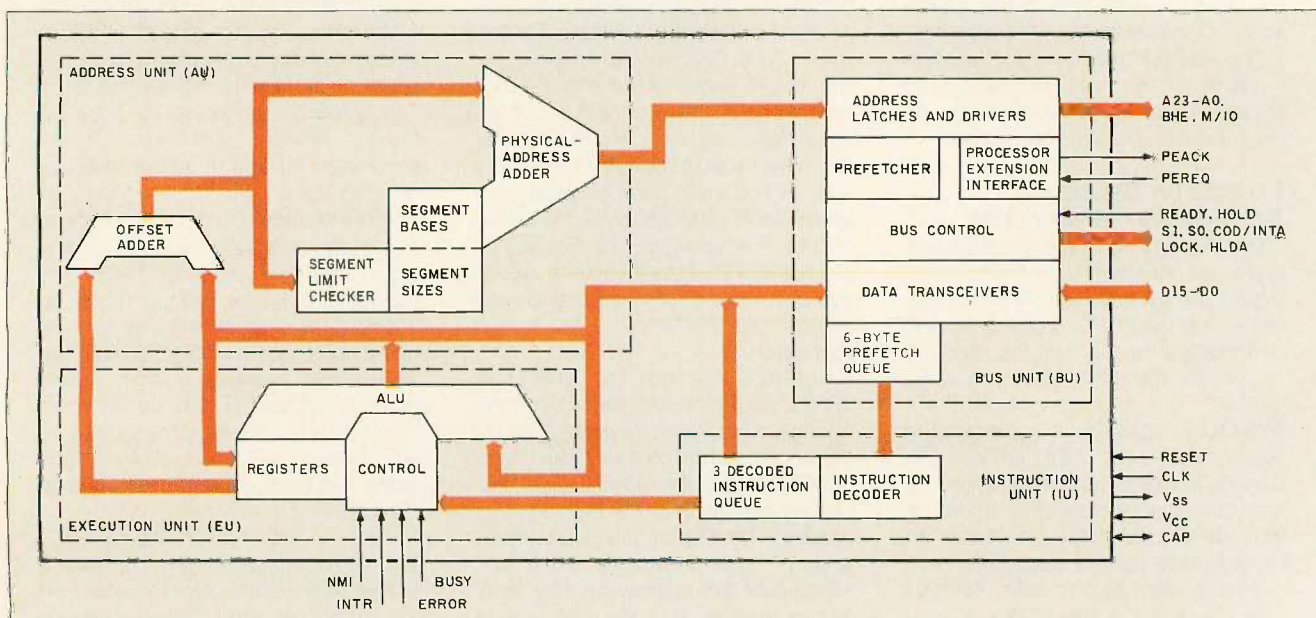


Figure 3: An 80286 internal block diagram (see reference 2).

- Do not use undefined op codes, in particular POP CS or MOV CS,op or POP/PUSH mem with undefined encodings.
- Self-modifying code may not work. Since the 80286 can prefetch further ahead, you should jump to self-modifying code. (Note: Self-modifying code will not be compatible with the 80386 microprocessor.)
- The numeric-exception handler must use interrupt 10 hexadecimal.
- The numeric-exception handler must allow for prefixes.
- The numeric-exception handler must not use the 8259A-chip INT signal.
- FNDISI and FDISI do not disable numeric interrupts.
- Do not perform I/O (input/output) to ports F8-FD hexadecimal.
- Avoid operations that the iAPX 286 may restrict to ensure system integrity, low interrupt latency, or low bus-request latencies (for example, shift/rotate with shift count greater than 31, locked CMPS/STOS/SCAS/LODS, STI, CLI, HALT, and I/O instructions).
- Do not rely on the value pushed onto the stack by PUSH SP.
- Do not rely on processor instruction-execution times.

80286 INTERRUPTS

Another difference between the 8088 and the 80286 operating in real-address mode is in their handling of interrupt vectors. Table 2 lists the 80286's predefined interrupt vectors. These new interrupt vectors would not be a problem if IBM had avoided using Intel's reserved interrupts in designing the PC. For example, a processor-extension error (interrupt 10 hexadecimal for the 80286 in table 2) causes a random video interrupt (the IBM PC's use of interrupt 10 hexadecimal) to occur. These new interrupts are unlikely to occur in real-address mode, and you can trap them in protected mode, so this may not turn out to be as great a problem as it appears.

PROTECTED MODE

Examination of the processor components as they operate in protected mode brings the most significant dif-

ference between the 8088 and the 80286 to light. Since most 80286-based systems are currently operating in real-address mode, this difference has not yet become a major problem.

Figure 4 shows the complete 80286 register set when operating in protected mode. There are several new registers, some of which are not programmer accessible. In protected mode the AU provides full memory management, protection, and virtual-memory support. To do this, the AU

sets up operating-system control tables in memory that describe all of the machine's memory, and then the hardware enforces the information in these tables.

The 80286 extends the 8088's 16-bit segment registers into 64-bit segment selectors by appending a 48-bit segment descriptor taken from a descriptor table that uses the segment register as an index. Using the segment descriptor to hold this informa-

(continued)

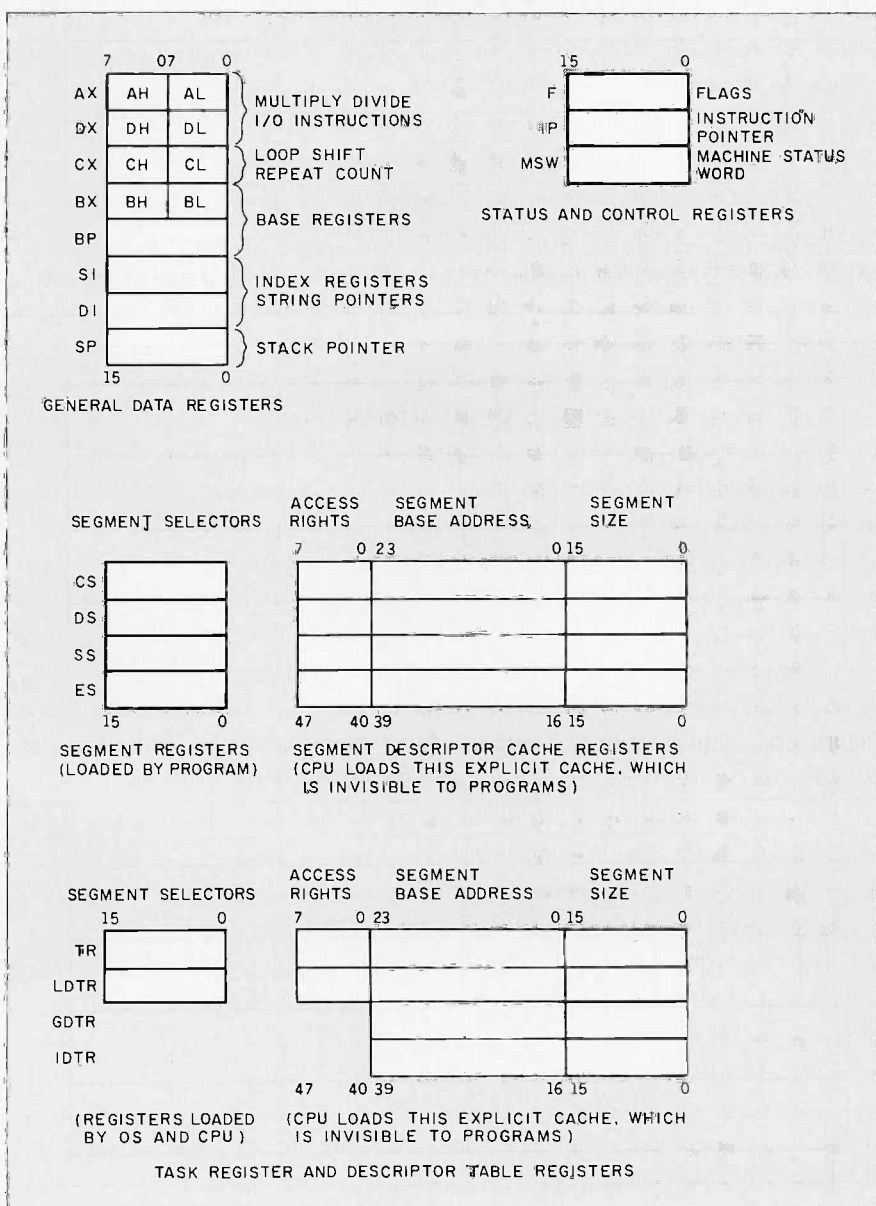


Figure 4: The full register set for the 80286 (see reference 3).




Figure 5: The format of a selector, where TI means table indicator and RPL means requested privilege level (see reference 4).

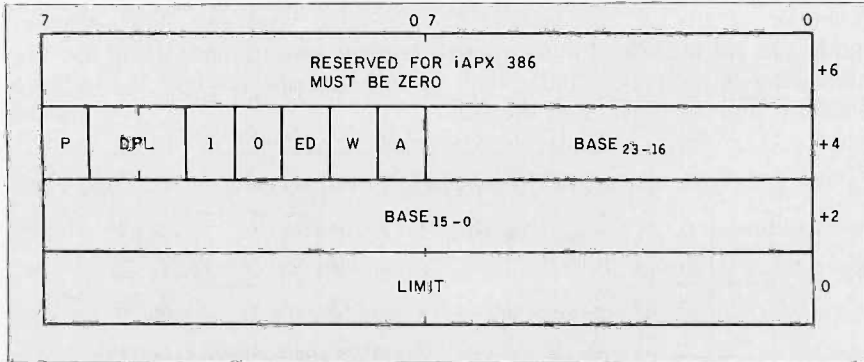


Figure 6a: Data-segment descriptor, where P means present bit; DPL, descriptor privilege level; ED, expansion direction; W, writable; and A, accessed (see reference 4).

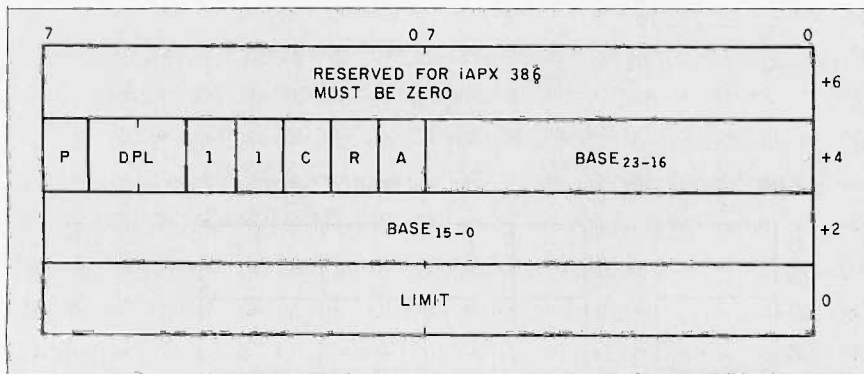


Figure 6b: Executable-segment descriptor, where P means present bit; DPL, descriptor privilege level; C, conforming; R, readable; and A, accessed (see reference 4).

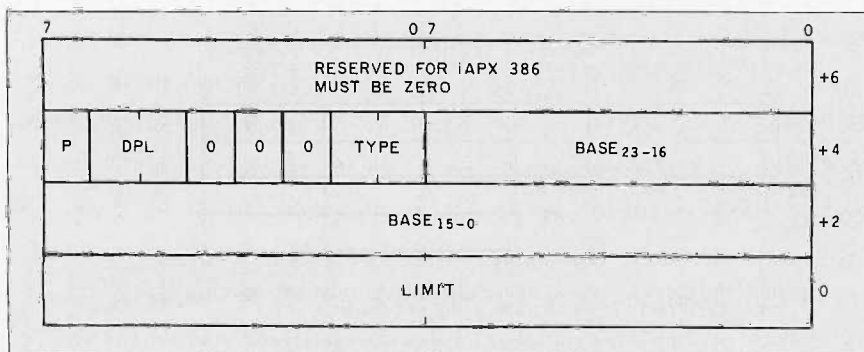


Figure 6c: System-segment descriptor, where P means present bit and DPL, descriptor privilege level (see reference 4).

tion is called an *explicit cache*. This is more efficient since the indexing takes place only when you *set* the segment-register value, rather than each time you use it.

Figure 5 shows the format of the selector. The requested privilege level refers to reducing the privilege level required to access a particular segment. The table indicator lets you choose between using the global descriptor table (GDT) and the currently active local descriptor table (LDT). There is only one global descriptor table; it is established when you enter protected mode. The currently active local descriptor table, if any, is a segment within the global descriptor table. The 14-bit index portion of the selector and the 16-bit offset combine to allow a 1-gigabyte logical-address space.

Descriptor tables are segments and can contain up to 8192 8-byte descriptors. There are four types of descriptors: data-segment, executable-segment, system-segment, and gate. Figures 6a through 6d contain the formats of these descriptors.

Data-segment descriptors contain system or application data including stacks. Executable-segment descriptors refer only to segments that contain instructions. System-segment descriptors contain data structures that are recognized directly by the hardware such as the descriptor tables themselves. A gate descriptor provides a pointer to an exported entry point. The call gate offers an additional level very much like a software interrupt. A particular call gate can represent the entry point of an operating-system function by number so that no explicit binding of addresses is required.

The present bit (P) and the accessed bit (A) are used in implementing virtual memory. The other bits hold protection and privilege information of interest if you are writing operating systems. The 24-bit base address for a segment means that the 1-gigabyte logical-address space is mapped into a 16-megabyte physical-address space. The 16-bit limit means that segments in the 80286 address space

can be less than 64K bytes.

There is also an interrupt-descriptor table (IDT). This makes it possible for different tasks in a multitasking environment to have their own interrupt handlers. This table is conceptually like the real-address mode vector tables except that the entries are descriptors and not double words. Inspecting or changing interrupt vectors in protected mode is necessarily an operating-system function.

DIFFERENCES

The different view of memory that each of these machines takes implies several rules for programming on the 80286.

- Since segments can be less than 64K bytes, keep all references within the logical-segment boundary. For example, do not use a label at the end of a data segment as if it were the offset to free memory.
- Keep all data and code references within logical-segment boundaries and consistent with the segment's attributes.
- Do not rely on the iAPX 86 relationship between the value in a segment register and the selected physical memory. Programs should be as independent of the physical-memory address in which they reside as possible.
- Do not write self-modifying code.
- Do not use overlapping segments.
- Do not store temporary values in segment registers.
- Use intersegment calls to invoke operating-system functions.

CONCLUSION

By applying good programming techniques and by paying attention to the differences between the 8088 and the 80286, you can greatly simplify the writing of easily transportable programs. As microcomputers become more complicated, proper programming structure and practice become more important. You should write modular programs that use operating-system-provided facilities as heavily as possible. For the 80286 this is especially true of memory manage-

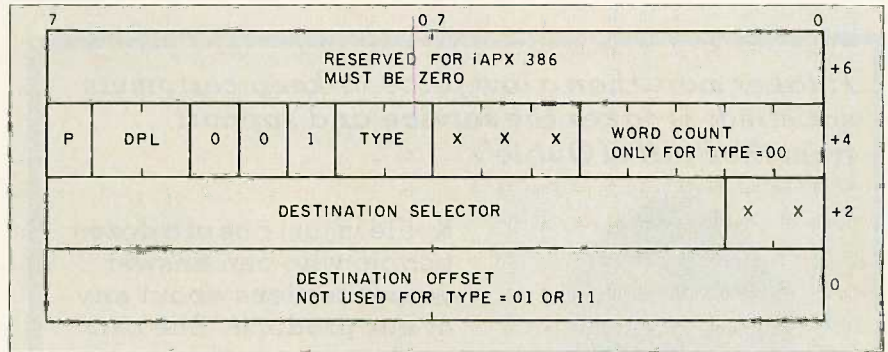


Figure 6d: Gate descriptor, where P means present bit; DPL, descriptor privilege level; and X, not used (see reference 4).

ment and I/O facilities. Many software developers have already adopted this approach because it results in "well-behaved" programs in the IBM TopView and Microsoft Windows environments. Your modifications are more likely to be localized and well defined if you take this approach. ■

REFERENCES

1. *iAPX 86,88 User's Manual*. Santa Clara, CA: Intel Corp., 1981.
2. *iAPX 286 Hardware Reference Manual*. Santa Clara, CA: Intel Corp., 1983.
3. *Introduction to the iAPX 286*. Santa Clara, CA: Intel Corp., 1982.
4. *iAPX 286 Operating Systems Writer's Guide*. Santa Clara, CA: Intel Corp., 1983.

PC-AT COMPUTERS CAN GROW UP!

WINCHESTER STORAGE WITH OPTIONAL BUILT-IN TAPE OR LASER OPTICAL DISK BREAKS 32mb BARRIER!

FREE

Installation thru 12/31/85
*some restrictions apply

...ADD 8 INCHES OR MORE!

Mainframe: NMS mass storage, disk, tape back up, and laser optical memory systems provide economical, compact, and high performance disk storage with capacities of 84mb, 168mb, 335mb, 474mb, and 689 mb. Each controller supports any combination of two disk capacities, up to 1,300 megabytes!

Performance: Access times of 17 milliseconds and data rates of up to 2.4 mb/sec...Fast!

Leading Edge: Single board SMD/SCSI disc/tape/laser optical controller, occupies only one slot while supporting two SMD disks and your tape or laser optical memory too! NMS systems utilize Winchester technology exclusively made by Fujitsu...including Fujitsu model 2333 and new 2361.

Laser Optical: Your choice of 400 mb, or 1000 mb of removable, fast, laser optical, read-write, storage.(NMS 007 series).

Tape Back-up: NMS provides ANSI-IBM format 1/2 inch tape systems and 60 mb of file-by-file/streamer 1/4 inch cartridge tape systems. (NMS 9000 and PC.25 series).

Networks: Compatible with most major networks, NMS storage systems are the highest performing file servers available...reliable too with 60,000 MTBF!

Warranty: Controller...**24 months** (RTV), and 12 months (RTV) all other system parts.

Don't settle for 5 1/4 inches when you can get eight!

National Memory Systems Corporation
355 Earhart Way, Livermore, CA 94550

TWX 9103866506
TELEX 821892NMSUD

National Memory Systems Corporation

CORPORATION



Discover ^{who} ~~what~~ 60,000

It takes more than a low price to keep customers satisfied. It takes the service and support from the Staff of Qubie'.



Kellie is just one of a dozen people who can answer your questions about any of our products. She can explain our *exclusive* money-back *No Risk Guarantee* and extended warranty *Preferred Customer Plan*. All of our products include a one year limited warranty. Besides explaining and answering, Kellie can also take your order.

Don is part of a team of technical support people who can answer questions, after you buy. All of our products come with an easy-to-understand user's manual. And don't worry about getting lost during installation, Don is as close as your phone. If you should have a problem, our *48 Hour Turn-around* on warranty repairs insures you'll be back up in no time.




Chuck is the guy responsible for the *Order Today, Shipped Tomorrow* promise. He controls a small army of product testers and order packers. And Chuck's crew of billing clerks won't charge you extra for UPS surface freight and insurance or credit cards. If you're in a hurry, 2-day UPS service is available.

HARD DISK SUBSYSTEMS


PC20 (Internal) \$599

PC20E (External) \$749

With Spooling Tape Backup, Add \$400



20 Megabyte Capacity • Boot From The Hard Disk -- No Software Patches Or Drivers To Install • Runs All The Popular Software -- DOS 2.0 Or Later • Low Power Consumption • 5 1/4" Controller Card • High Reliability And Durability -- Specially Plated Drives • Faster Access Time Than XT -- Changeable Interleave Value • Full Height And Half-Height Bezels • Includes Cables, 1DIR "Visual Shell" and ZyINDEX "Info Searcher" Software



External Model (PC20E) Includes Case And Power Supply • Auxilliary Power Supply For Internal Model (PCPWR) Available

PC owners now know.

"The user manual is the best written and organized of those reviewed...its bargain basement price, excellent documentation, drive replacement policy, and changeable interleave, may be the best deal going."

PC WORLD

August 1985

"Perfect for anyone wanting to get XT performance without paying the price."

PC WEEK


September 25, 1984

ENHANCED KEYBOARD

#15161 \$159

NEW


Solid-State Capacitive Key Switches • Familiar Key Legends • Keys Give Tactile Feedback • Extra Wide Return Key • Finger Homing Bumps On Home Row Keys • LED Indicators On All Lock Keys • Separate Cursor Control Cluster • 3-Position Height Adjustment • Left Hand "Control" Key Is Adjacent to The "A" Key • Clustered Function Key Row • Sturdy Coiled Cable • Plugs Into PC, PC/XT, PC AT or Compaq Deskpro



SPOOLING TAPE BACKUP

BT/SP10E \$499

Handy Portable Case • Utilizes Self-Threading Tape Spools Which Hold Up To 10 Megabytes Each • Includes Cable And Software That Allows You To Backup Larger Drives Requiring Multiple Tapes • Plugs Into Rear Of Floppy Drive Controller • Can Be Accessed Like A Floppy Drive • Tape Reels (\$12.95 Each Or 6 For \$59.95)



CARTRIDGE TAPE BACKUP

BT60 Streamer \$895

Utilizes Standard DC300 Cartridges • Backup 5 Megabytes Per Minute • Both Backup And Restore Is Performed With Read/Write Verification • Includes Software, Cables, 5 1/4" Controller Card • Tape Cartridges Available -- Different Densities and Lengths

NEW



No Risk Guarantee

If you are not completely satisfied with your purchase, you may return it within 30 days for a full refund, including the cost to send it back. If you can get any dealer or competitor to give you the same No Risk Guarantee, buy both and return the one you don't like.

For fastest delivery, send cashier's check, money order, or order by Mastercard/Visa. Personal checks, allow 18 days to clear. Company purchase orders accepted, call for prior authorization. California residents, add 6% sales tax.

Hours: M - F 8 am - 5 pm PTZ
Sat 8 am - 12 pm PTZ



London (01) 223-4569
Paris (01) 321-5316
Sydney (02) 579-3322
Canada (403) 434-9444



Outside California

800-821-4479

Inside California

805-987-9741

QUBIE'

Department B
4809 Calle Alto
Camarillo, California 93010

MICROSOFT.
P R E S S

The Classic Returns.

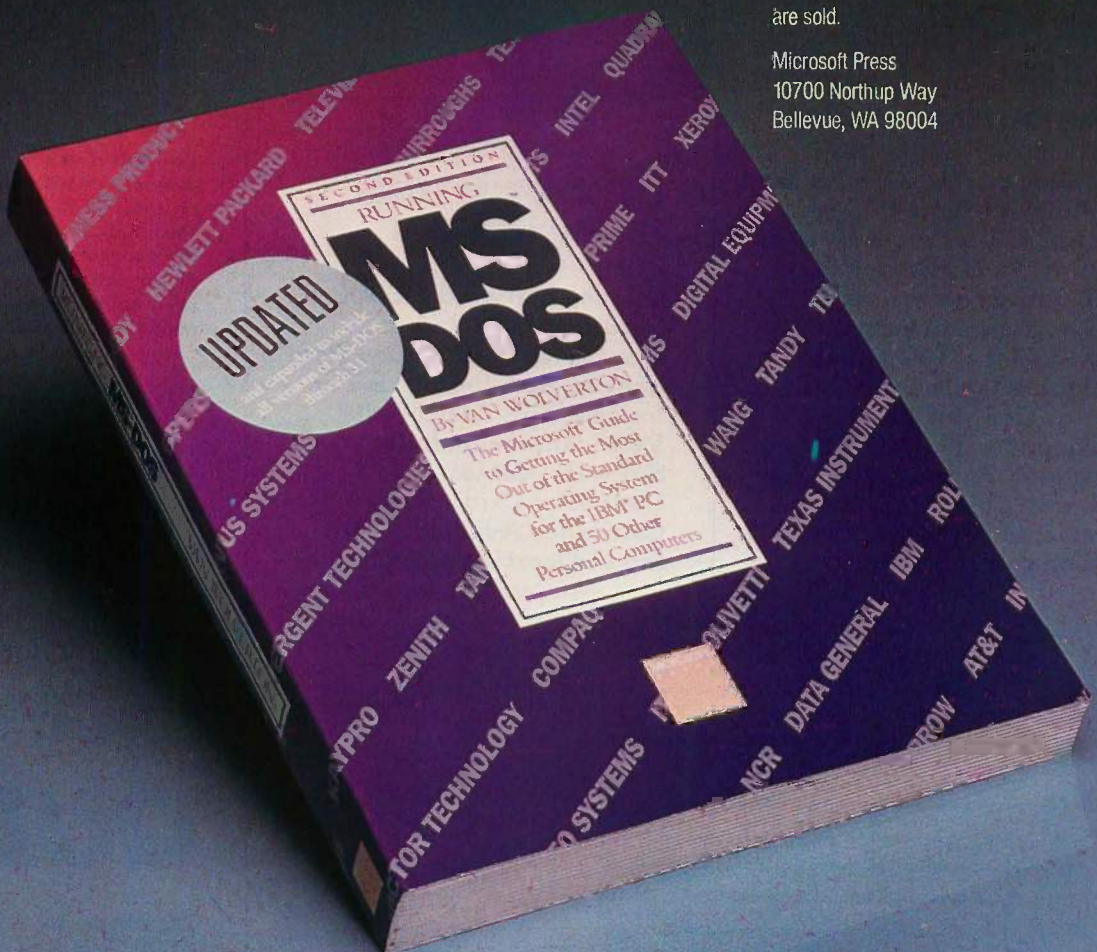
Now... newly updated to include all versions of MS-DOS through 3.1... the 2nd edition of **RUNNING MS-DOS** is your ultimate source-book for mastering the full power of the software that tells your computer how to think. It continues the tradition of the first edition, proclaimed by Jim Seymour of PC Week magazine to be the "Best PC-Related Book of 1984."

Here is the inside information—directly from the company that developed MS-DOS—that will help you streamline your computer, set up a multi-level filing system, use the MS-DOS text editor, build and sort a miniature database, create customized commands, and manage your monitor, printer, disk drives and modem. Plus new information on using the IBM PC AT's high-capacity diskette drive (MS-DOS 3.0) and using MS-Networks (MS-DOS 3.1).

If you use one of the more than five million personal computers with MS-DOS... then you need **RUNNING MS-DOS**.

\$21.95 wherever books and software are sold.

Microsoft Press
10700 Northup Way
Bellevue, WA 98004



WRITING DESK ACCESSORIES

Design your own memory-resident programs for the IBM PC, available at the touch of a key



BY TOM WADLOW

YOU'RE EDITING A Pascal program and need to multiply two hexadecimal numbers. You could search around the house for your HP 16C Programmer's Calculator, or you could save your current file and write a quick and dirty program to print out the answer you need. Instead, you call up SideKick, and a little window appears in the center of the screen. You select the Calculator, set the mode to Hexadecimal, and perform the calculation. You leave SideKick, and you're back in your edit with the answer. Elapsed time: just a few seconds.

You're working on the budget for the next quarter. The phone rings. You could search for paper and pencil to take notes, or you could drop out of the spreadsheet program and call up the text editor. Instead, you call up the Spotlight notepad and type the notes into a file directly. After hanging up the phone, you pop back into the spreadsheet, exactly where you left off.

In many jobs, work is often a series of interrupted tasks rather than a single operation pursued to completion before another is begun. Most programs, whether business products or programming tools, are not designed to be interrupted. Most pro-



grams are expensive, in terms of your time, to start and stop. So you probably would not use your personal computer to take notes while on the telephone because it takes a long time to stop what you're doing and start a text editor. And it probably takes a comparably long time to return to what you were doing before the phone rang.

On more expensive computer sys-

tems, this problem might be solved with concurrency. With the ability to have several programs running at the same time, you can leave a text editor running in a separate window and then switch to that window when it is time to take notes.

True concurrency is quite difficult to achieve on the IBM PC, however. This is due to several technical reasons, primarily the way in which the IBM operating system, PC-DOS, was designed. Because of these design limitations, only one task can be active at a time. If you are willing to abide by this limitation, however, you can simulate concurrency on the IBM PC.

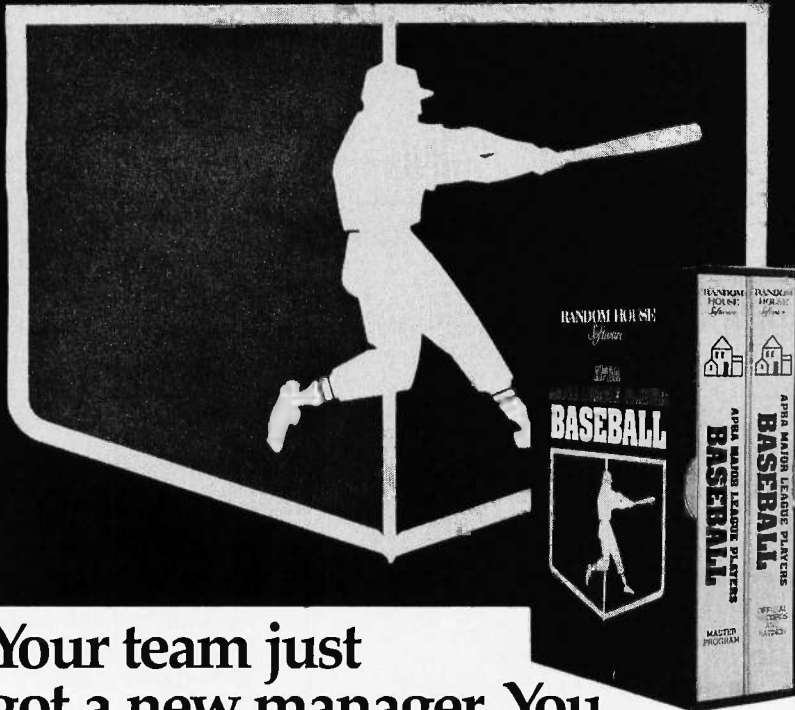
Several products, most notably Borland International's SideKick and Software Arts' Spotlight, have done exactly that. They provide you with a program that "hides" in your processor's memory. A special keystroke activates

it, suspending whatever you were doing before. When you have finished, the suspended task is reactivated as though nothing had happened at all. Typically, these products provide several functions, such as a notepad.

(continued)

Tom Wadlow works as an engineer at the Lawrence Livermore National Laboratory. He can be contacted at POB 2755, Livermore, CA 94550.

APBA MAJOR LEAGUE PLAYERS BASEBALL



Your team just got a new manager. You.

Here comes your chance to manage the major leagues. "APBA Major League Players Baseball." The sophisticated, realistic computer* version of the best-selling APBA Baseball board game. It's the first baseball program to take full advantage of the power of your personal computer. You can draft teams from a list of 676 big-league players or play with the rosters of all 26 real teams. Each play is based on actual performance measurements, so players perform for you just as they do in the ball park.

This 1985 Master Edition includes the program disk, a 1984 records and ratings disk, a 52-page instruction manual and 2 manager's reference cards—all in a hardback slipcase. What's more, each year the records and ratings disk is updated to make it a whole new ball game year after year.

Available wherever software is sold. Or call 1-800-638-6460 (in Md., 1-800-492-0782).



Based on APBA Major League Baseball Master Game. Licensed by the Major League Baseball Players Association. Program Design and Implementation: Roswell C. Miller, Kenneth B. Miller.
*For IBM PC, PCjr, XT or AT, with color or monochrome adapters. © 1985 Random House Inc. All rights reserved.

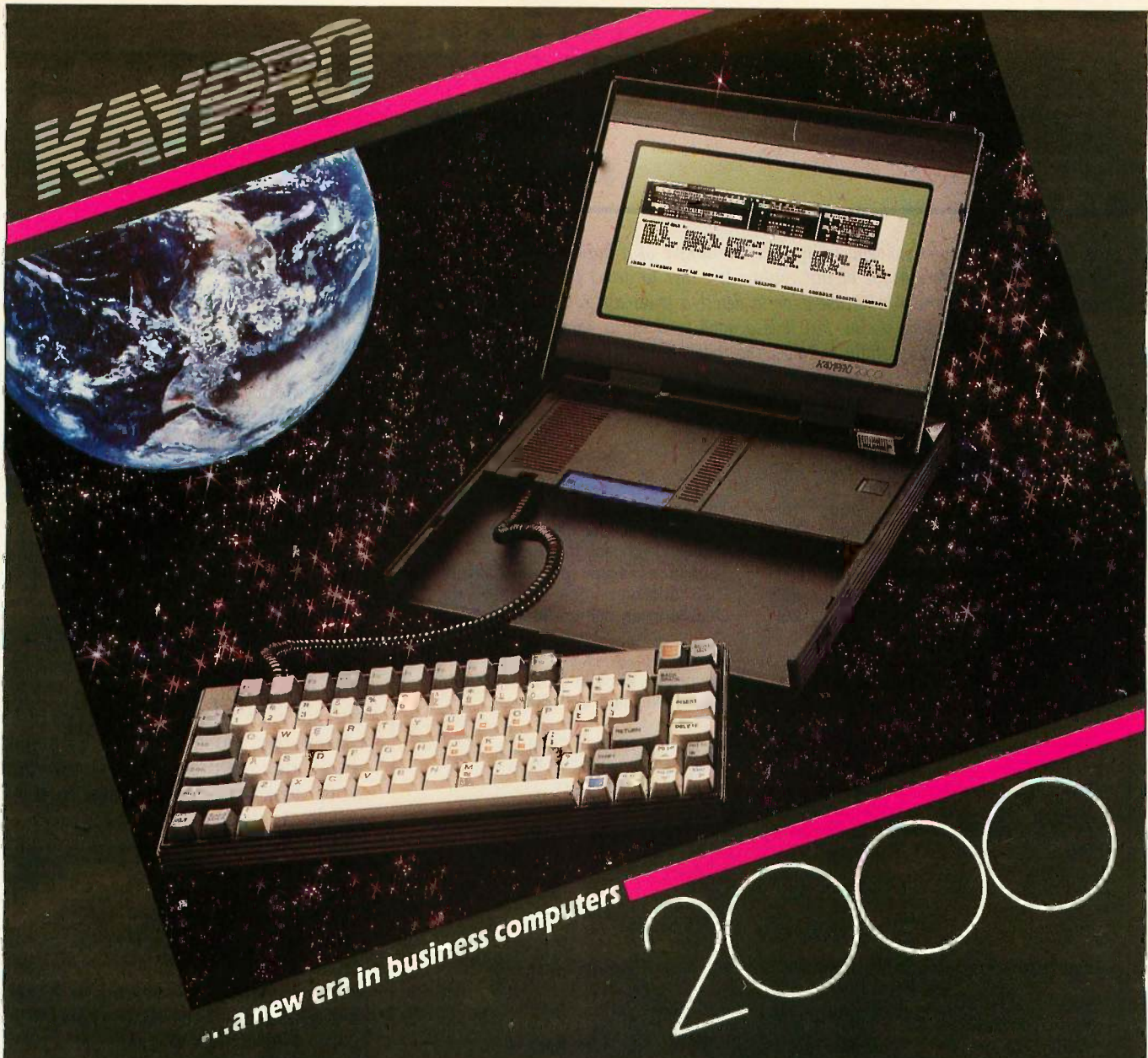
a calculator, an appointment calendar. In other words, the sorts of things that you normally have to interrupt other work to deal with.

These "desk accessory" programs work in two phases. Typically, you receive a program such as a .COM file that you execute once when you boot your system. By placing the command in your AUTOEXEC.BAT file, this will happen automatically. The actual desk-accessory program is surrounded by an envelope of code that loads the program, initializes it to work on the correct activation signal, and then terminates, leaving the program permanently stored in memory. Running the installation program slightly decreases the amount of memory available to later programs. The desk-accessory code, in effect, becomes a part of your operating system (until you reboot or the system crashes).

The second phase is execution. Depending on the design of the desk accessory, the newly installed code is run when a specific event takes place. In many cases, this event is a special sequence of keystrokes. For example, SideKick is activated by pressing the Ctrl and Alt keys at the same time. Other signals besides keystrokes are possible. For instance, you may want to run a clock display on your screen. In that case, you would choose the timer interrupt rather than the keyboard interrupt (see the text box "Interrupts" on page 120). Even so, the theory behind the construction of interrupt-driven programming is the same.

If you want to write your own desk accessories for an IBM PC, you should acquire several tools. First, you will need the IBM technical reference manual. Even if you are an experienced assembly-language programmer, you will probably find this manual to be a bit difficult to read; but there are valuable technical details buried in there that are to be found nowhere else. (All page references in this article are to the first edition, August 1981. They may differ from subsequent printings.) Second,

(continued)



...a new era in business computers

2000

Portability without compromise. It's yours with the Kaypro 2000 lap top computer. In fact, the sleek Kaypro 2000 is the equivalent of a full-sized IBM PC - for thousands of dollars less.

The Kaypro 2000 has an 8088 CPU for power and speed. The exceptionally readable LCD screen features a 25 line by 80 column display with 200 x 640 graphics resolution, a low glare lens, and tilt adjustment. The IBM PC compatible keyboard is detachable. The generous RAM (256K standard) is expandable to 768K internally. The computer uses 3.5" disks, each with 720K of storage, formatted.

Internal battery pack and a charger are included with the Kaypro 2000. Hardware expansion is a snap, since the IBM PC bus is user accessible. And a complete set of business software comes with every machine.

Visit your Kaypro dealer and discover the deal of the century - the Kaypro 2000!



Ask about Kaypro Quick Credit. You can finance a Kaypro 2000 for as little as \$75 per month (excluding sales tax on a revolving charge, 10% down).



For the KAYPRO Dealer nearest you, call: TOLL FREE Nationwide 1-800-4KAYPRO

Trademarks: IBM, International Business Machines, Inc.

photo features simulated screen

Listing 1: This is a trivial and fairly useless example of a basic keyboard interceptor. The whole purpose of this routine is either to detect the typing of an uppercase Z and return a lowercase z or to detect a lowercase z and return an uppercase Z. It's not very useful, but it is a good (and fairly harmless) way of finding out if you've successfully installed the code.

```

; TRIVIAL.ASM — A trivial example of a keyboard interceptor
; Written April 1985 by Tom Wadlow
;
; Definition of constants used by this code
;
DOS__keyboard__io      equ 16H  ; The keyboard I/O vector number
DOS__replace__vector  equ 15H  ; Make this 15H for debugging
DOS__function         equ 21H  ; The DOS function interrupt
DOS__terminate__resident equ 27H ; Terminate-but-stay-resident interrupt
get__vector           equ 35H  ; DOS function number for get-vector
set__vector           equ 25H  ; DOS function number for set-vector
;
CSEG SEGMENT
    assume  cs:cseg,ds:cseg ; These govern choices made by MASM
    org    100H             ; All .COM files start at 0100H
;
; The next instruction will be the first one executed when TRIVIAL.COM is
; run from the DOS prompt. Since the only function of TRIVIAL.COM is to
; install the interceptor, we don't want to do anything but that. This
; is still in the part of the code that will stay resident, so the only
; thing we should do here is jump past the resident code to the transient
; installation program.
;
start:
    jmp     initialize
;
; Application code should start here
;
; Any variables that our application needs can be placed here. This section
; will remain resident. Don't forget that these variables must be in the
; CSEG, not the DSEG, since we are sneaking all this code in the back door
; via the DOS terminate-but-stay-resident interrupt.
;
old__keyboard__io dd ; Set aside a double word for the old keyboard vector
;
; This is the actual keyboard interceptor routine. It checks to see
; what keyboard function is requested. If the function is READ (AH = 0),
; then it simulates a DOS interrupt to the old function, which returns
; the character read in AL. If that character is a lowercase Z, then it
; is replaced in AL by an uppercase Z, and the interceptor returns
; from the interrupt.
;
; If the request is not a READ, we simply jump into the old function
; that processes the request as it normally would and does our IRET for us.
;
keyboard__interceptor proc far
    assume  cs:cseg, ds:cseg ; Tell the assembler about default segments
    sti    ; Turn interrupts back on
    or     ah,ah             ; Is this a READ request (AH = 0)?
    jnz    ki2              ; If so, then do the special routine
    pushf ; Push flags, to simulate an INT call
    assume ds:nothing      ; so that we need not rewrite the old
    call   old__keyboard__io ; keyboard handler, we just use it.
; Check for lowercase z. If found convert to uppercase Z
    cmp    al,'z'          ; Old handler returns, char in AL
    jne    ki0             ; If not lowercase z, do next test

```

(continued)

you will need an assembler. I used version 1.0 of MASM, the Microsoft/IBM Macro Assembler.

It is possible to write desk accessories in some high-level languages, but in many ways it is neither feasible nor desirable to do so on the IBM PC. Remember, this program is going to permanently use up part of your available memory, so you want it to be as small as possible. A Turbo Pascal version of TRIVIAL.ASM (listing 1) would compile to approximately 12K bytes. Turbo loads many Pascal library functions for even the smallest program. The assembly-language version of TRIVIAL.ASM is only 81 bytes. Also, the code generated by many high-level languages has undesirable side effects when running from within an interrupt handler. It is possible, however, to build a toolkit of high-level language programs to help you write desk accessories. Later in this article I discuss two such tools, TEST.PAS and VECTORS.PAS, both written in Turbo Pascal. (All the Turbo Pascal programs were compiled to COM files using the Compiler Options setting.) Turbo is powerful enough to do the job. It also has quite a few built-in functions for dealing with the idiosyncrasies of the IBM PC and PC-DOS. The whole package is small enough to copy to your working disk. In fact, all the assembly-language examples in this article were written and debugged using the Turbo text editor. The fast built-in editor and compiler make Turbo Pascal a pleasant system for developing tools.


A BASIC DESK ACCESSORY

TRIVIAL.ASM shows the code for an extremely simple-minded desk accessory. The function of this code is to detect when the letter Z has been typed and invert its case. Thus, an uppercase Z becomes a lowercase z and a lowercase z becomes an uppercase Z. Not very useful, but it produces an easily detectable and harmless effect when installed. In addition, except for the few lines of code that do the actual case shifting, the bulk of the code can be used to install any

(continued)

BMDPC STATISTICAL SOFTWARE

CONFIDENCE AND CONVENIENCE



BMDP® is Data Analysis with Confidence. Researchers and statisticians know quality research demands quality analysis. That's why they rely on BMDP Statistical Software for all their data analysis needs.

BMDP is a comprehensive library of dependable statistical programs. You can use BMDP to perform many types of analysis. Capabilities of BMDP range from simple data display and description to the most advanced statistical techniques. In fact, BMDP provides the widest range of statistical approaches required to effectively analyze your research data:

- **Data Description**
- **Data in Groups**
- **Plots and Histograms**
- **Frequency Tables**
- **Missing Values**
- **Nonlinear Regression**
- **Analysis of Variance and Covariance**
- **Regression**
- **Multivariate Analysis**
- **Nonparametric Analysis**
- **Cluster Analysis**
- **Survival Analysis**
- **Time Series**

Powerful statistical and computing procedures make BMDP especially

appealing to the experienced data analyst. However, you need not be a seasoned statistician or computer expert to perform data analysis with confidence. English-based instructions make BMDP easy to learn and easy to use.

As the acknowledged leader in statistical methodology, BMDP has become the standard by which others measure their performance. The BMDP programs are known for superior technology and state-of-the-art methodology. BMDP is committed to developing new statistical methods for data analysis, and continues to lead the way in providing superior statistical software.



BMDP is Data Analysis with Convenience. With our latest advance, you can even perform complex statistical analyses without a large computer. BMDPC offers you both the confidence of BMDP and the convenience of using your own PC.

The same programs that have been trusted for more than 20 years by researchers worldwide are now available for the IBM Personal Computer and compatibles.

Best of all, the BMDPC programs are available in low-cost subsets. So, you can pick and choose programs for your PC. Pick the types of analyses you use most, and choose from our broad selection of statistical programs.

Put the statistical software of choice on your IBM® PC*, so you can perform data analysis with confidence and convenience.

Hardware Requirements

Minimum requirements for running BMDP on the PC include the following:

- a 5 megabyte hard disk
- the capacity for double-sided, double density floppy diskettes
- an 8087 floating point processor
- a PC/DOS 2.0 or later operating system
- 640 kilobytes of memory.

FOR MORE INFORMATION WRITE OR CALL

BMDP Statistical Software
1964 Westwood Blvd., Suite 202
Los Angeles, California 90025
Phone (213) 475-5700

```

        mov     al,'Z'           ; If our special char, then change it
        jmp     ki1             ; Go to interrupt return
; Check for uppercase Z. If found convert to lowercase z
ki0:    cmp     al,'Z'           ; Is this an uppercase Z?
        jne     ki1             ; If not, return unchanged character
        mov     al,'z'         ; If so, then lowercase it
; Return from the interrupt
ki1:    iret                    ; Return from the interrupt call

; This processes an AH < > 0 call to the interrupt handler by simply
; transferring control to the old handler, which already knows about
; doing these requests

ki2:
        assume  ds:nothing      ; Turn off all assumptions (IMPORTANT)
        jmp     old_keyboard_io

keyboard__interceptor    endp

; Application code should end here

initialize:
        mov     bx,cs           ; Make DSEG = CSEG through BX because
        mov     ds,bx          ; of inadequate 8088 instruction set

; Get the old keyboard I/O vector and put it in its variable

        mov     al,DOS__keyboard_io ; The vector we want is keyboard I/O
        mov     ah,get__vector    ; Use the DOS function call to get it
        int     DOS__function     ; See page D-33 of DOS 2.0 manual
        mov     old_keyboard_io,bx ; Old vector is returned in ES:BX
        mov     old_keyboard_io[2],es ; Save it to variable

; Set the keyboard I/O vector to our routine

        mov     bx,cs           ; DOS function wants vector in DS:DX
        mov     ds,bx           ; so put seg:ofs of interceptor there.
        mov     dx,offset keyboard__interceptor
        mov     al,DOS__replace__vector ;Use the DOS function call to set it
        mov     ah,set__vector    ; See page D-28 of DOS 2.0 manual
        int     DOS__function

        mov     bx,cs           ; First expendable address is that of
        mov     ds,bx           ; initialize, so put seg:ofs in DS:DX
        mov     dx,offset initialize ; End program but leave keyboard
        int     DOS__terminate__resident ; interceptor resident

CSEG ENDS
END START

```

Listing 2: This program is intended to test a replacement for the keyboard I/O interrupt handler. Since that handler is a critical portion of the operating system for the IBM PC, direct testing of untrustworthy code is difficult. By assembling the handler to replace the cassette I/O vector (interrupt 15 hexadecimal) rather than the keyboard I/O vector, the new handler can test in relative safety, keeping the system mostly operational.

TEST.PAS — Interrupt handler test program
 Written by Tom Wadlow, May 1985 *)
 program test;

(continued)

keyboard-driven desk accessory.

While it might be possible to simply type in TRIVIAL.ASM and run it, you may have a hard time extending that basic program to do anything interesting. The reason is this: You will probably make a mistake (or several). When you are debugging a regular program, a mistake means that your program dies and control reverts to the operating system. But here, you are changing the operating system. If you replace the keyboard interrupt handler with a bad one, your keyboard will no longer work. You must reboot; but since Ctrl-Alt-Del involves keystrokes, you may not be able to reboot that way. Since the IBM PC has no reset button, you must turn the machine off and on again and wait for it to reboot. It doesn't take many of these delays to cause you to give up desk-accessory programming.

Since it is inconvenient to replace a vital system interrupt handler with an undebugged program, why not use an unimportant interrupt until the program works? I chose the cassette-tape interrupt handler INT 15H (read as interrupt 15 hexadecimal) because on older PCs (like mine) an electro-mechanical relay gives an audible click when activated by the function AH=0 of the ROM (read-only memory) cassette handler. Chances are good that you do not make use of your cassette I/O (input/output) port (if you own an older PC that has one). If you run the test program and the relay clicks, you've installed it incorrectly. In this case you should terminate the program and turn the PC off for a few seconds to let the relay open. Leaving the relay activated for a short time should not damage it, as it was designed for such use. To avoid the necessity of turning the PC off, you might write a version of this program that does an INT 15H function AH=1, which turns the relay off. Rapid cycling of the relay should be avoided. Newer PCs may not have the built-in cassette relay, in which case any noncritical interrupt may be used. Both TEST.PAS and your application must agree on the interrupt, however.

(continued)

Quadram® presents the multifunction test that AST failed.

Silver Quadboard®

- Reliability:** Advanced 256K technology combines with 64K technology for greater reliability.
- Features:** Two serial ports standard. Game port standard.
- Warranty:** 5 year extended warranty with 384K (factory installed).
- Compatibility:** 100% PC compatible.
- Software:** RAM Drives, spooler and productivity software.
- Price:** Hundreds of dollars less than you would expect to pay.

SixPakPlus™

- Reliability:** Limited to 64K technology.
- Features:** One serial port maximum. Game port costs extra.
- Warranty:** 2 year warranty.
- Compatibility:** 100% PC compatible.
- Software:** RAM Drives, spooler and productivity software.
- Price:** Hundreds of dollars more than you should pay.

The Silver Quadboard by Quadram

Check the facts. You'll see why Silver Quadboard outperforms the competition everytime. Only Silver Quadboard combines so many standard features (including powerful PolyWindows™ DeskPlus desk top software) to deliver maximum power

and expandability to your IBM PC, PC XT, and PC-compatible system. And, with its advanced-technology design, Silver Quadboard does it better than any other board on the market, for hundreds of dollars less than what you'd expect to pay.

So before you buy a new multifunction board, check the facts yourself. Then check with your local Quadram dealer for a free demonstration. Or contact us at One Quad Way, Norcross, Georgia 30093-2919; 404-923-6666.


SPECIFICATIONS:

Silver Quadboard: Memory expansion in 64K or 256K increments, two serial ports, parallel port, game port, clock/calendar, QuadMaster III with RAM drive and spooler software, PolyWindows DeskPlus software.

SixPak Plus is a trademark of AST Research, Inc. Quadboard is a registered trademark of Quadram Corporation, IBM PC and PC XT are trademarks of International Business Machines, Inc. PolyWindows DeskPlus is a trademark of Polytron, Corp.

QUADRAM
An Intelligent Systems Company

Inquiry 162



```

const
  INTERRUPT = $15;          (* The interrupt we are testing *)
type
(* The following variant record is for 8088 registers and allows you
to read and write the A-D registers as either words or byte registers.
rL means low-order byte, rH means high-order, where the register (A through D)
is r. See page 208 of the Turbo Pascal 3.0 manual. *)
  PCRegisters = record
    case Integer of
      1 : (AX, BX, CX, DX, BP, DI, SI, DS, ES, Flags : integer);
      2 : (AL, AH, BL, BH, CL, CH, DL, DH : byte);
    end;
    hexWord = string[4];    (* Four-character string for the hex convert *)
var
  registers : PCRegisters;  (* Record for use in calling DOS *)
(* The function hex takes a 16-bit integer as its argument and returns a four-
character string that is the hexadecimal equivalent of that number *)
function hex(v : integer) : hexWord;
const
  map : array [0..15] of char = '0123456789ABCDEF';
var
  tmp : hexWord;
begin
  tmp[4] := map[(v and $7fff) mod 16];  (* The AND masks off the sign bit *)
  tmp[3] := map[(v shr 4) mod 16];     (* SHR means shift right *)
  tmp[2] := map[(v shr 8) mod 16];
  tmp[1] := map[(v shr 12) mod 16];
  tmp[0] := #4;                        (* Byte 0 is the length of this string *)
  hex := tmp;
end;

procedure showRegisters;
begin
  writeln;
  write(' AX:', hex(registers.AX));
  write(' BX:', hex(registers.BX));
  write(' CX:', hex(registers.CX));
  write(' DX:', hex(registers.DX));
  write(' BP:', hex(registers.BP));
  write(' DI:', hex(registers.DI));
  write(' DS:', hex(registers.DS));
  write(' ES:', hex(registers.ES));
  writeln;
  (* Show the flag bits. *)
  if ((registers.Flags and $0001) > 0) then write(' CF');
  if ((registers.Flags and $0004) > 0) then write(' PF');
  if ((registers.Flags and $0010) > 0) then write(' AF');
  if ((registers.Flags and $0040) > 0) then write(' ZF');
  if ((registers.Flags and $0080) > 0) then write(' SF');
  if ((registers.Flags and $0100) > 0) then write(' TF');
  if ((registers.Flags and $0200) > 0) then write(' IF');
  if ((registers.Flags and $0400) > 0) then write(' DF');
  if ((registers.Flags and $0800) > 0) then write(' OF');
  writeln;
end;
(* Testing code begins here *)
(* This function prompts for a character, then reads it by
performing an interrupt with the appropriate function code.
State of the registers is shown before the call and afterward. *)

```

(continued)

By using INT 15H you leave the vital keyboard driver untouched and working. For purposes of illustration, let's say you were debugging TRIVIAL.ASM. You could make the constant `DOS__replace__vector` equal 15H and use TEST.PAS (see listing 2) to simulate a call to the keyboard I/O handler through INT 15H instead of the correct INT 16H. TEST.PAS also prints the entry and exit states of the PC registers around each call. Thus, when your experimental code fails (and it will), the chances are pretty good that your system will not crash with it. When you feel confident that your code is working properly, re-assemble it to replace the constant `DOS__replace__vector` with INT 16H, the keyboard I/O interrupt.

Another tool you may find helpful, `VECTORS.PAS` (listing 3), is a Turbo Pascal program that dumps the current interrupt vectors to the screen or to a file. By comparing these hexadecimal numbers to the default settings listed on page 3-3 of the IBM technical reference manual, you can see if your installation went as planned.

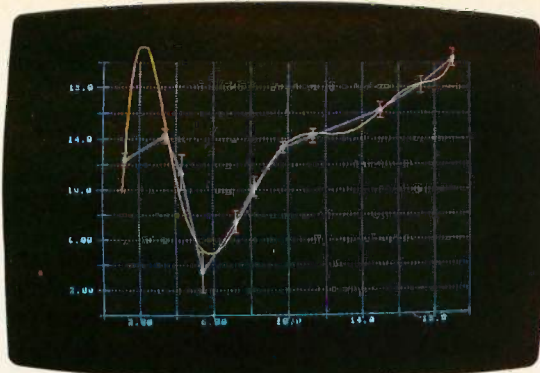
LOADING THE NEW INTERRUPT HANDLER

Surrounding the code that actually performs the application is an envelope of code that does the installation and setup of the new interrupt handler. As I said earlier, this is the code that is actually run during phase one of the execution of this desk accessory.

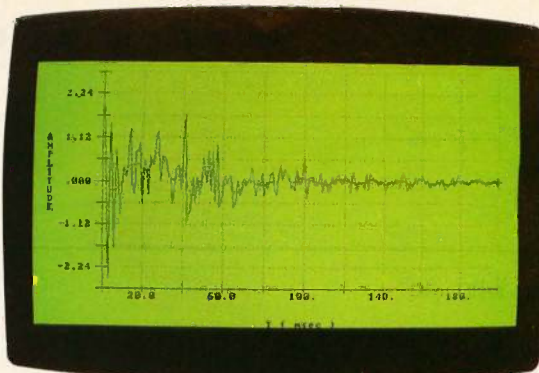
When you ask PC-DOS to run a .COM file by typing its name at the DOS prompt, it does two things. First, it copies the entire file into memory. Second, it does a subroutine call to location 100H in the new code segment, running whatever code is there. So your initialization code need not actually copy the new program from a separate disk file. DOS does that for you.

The function that makes these desk-accessory programs possible is INT 27H (terminate process and remain resident). You provide this function call with a pointer to the next free ad-

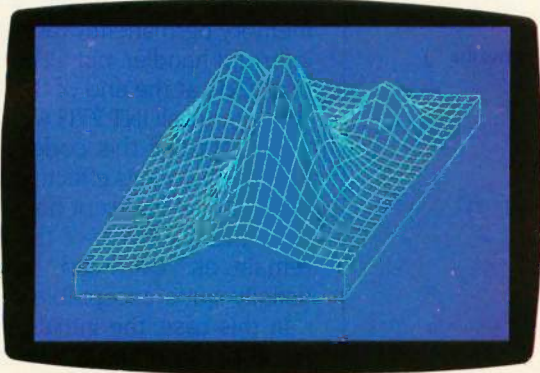
(continued)



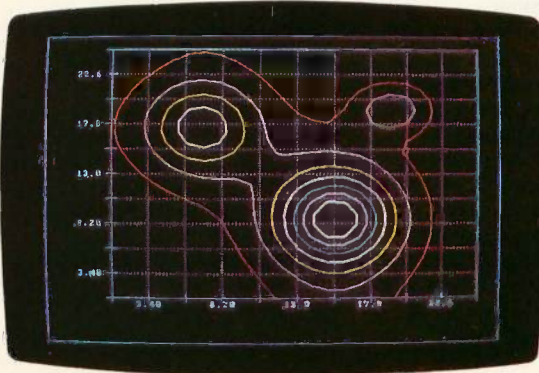
ASYST high-resolution graphics now include error bars, labels, axes, grids, and multiple colors.



New color graphics enhance comparison of experimental data with filtered data.



ASYST axonometric plots simplify analysis of complicated 3-dimensional surfaces.



Contour plotting adds an alternative approach to meaningful 3-D representation.

ASYST adds new muscle.

More hardware support, more analysis capabilities for the IBM PC.

ASYST™ Scientific Software turns your IBM PC, XT,™ AT, or compatible into a complete scientific workstation. And now it's even more versatile, with:

- Expanded analysis capabilities
- High-resolution color graphics
- GPIB/IEEE-488 hardware support
- Axonometric and contour plotting
- Additional A/D hardware support

Minicomputer speed and precision—at a fraction of the cost.

ASYST on an IBM PC does a 1024-pt. FFT in less than 3 seconds (as fast as 1.2 on some compatibles). For the same task, an optimum performance routine on a DEC 11/23+ minicomputer using FPF 11™ took 2 seconds—at 5 times the price!

Built-in routines. Full programmability.

Straightforward, pre-programmed commands, such as XY.DATA.PLOT, FFT, and A/D.IN, put you in total control right away. Commands can be used interactively, or combined and modified as needed—from simple macros to fully customized programs. And all com-

mands co-reside in memory—no disk shuffling.

ASYST is four separate, fully-integrated modules:

Module 1: System/Graphics/Statistics establishes the environment. It provides basic mathematics operators, descriptive statistics, array manipulation and control, automatic plotting and color graphics support (including IBM standard/enhanced and Hercules boards), a text editor, file I/O, and a built-in programming language.

Module 2: Analysis reduces and analyzes data. Includes eigenvalues, eigenvectors, polynomials, ANOVA, axonometric and contour plotting, least squares approximations, curve fitting, convolutions, integration, differentiation, smoothing, and fast Fourier transform.

Module 3: Data Acquisition allows communication with lab equipment and analog signal sources. Includes A/D and D/A conversions, digital I/O, timing, and triggering. Supports standard interface boards including IBM DACA.

Module 4: GPIB/IEEE-488 allows additional interfacing to some 10,000 instruments through a variety of plug-in cards.

• Purchase Module 1 alone—or with any combination of the other modules—to tailor the system to your specific applications.

Try ASYST for 30 days. For details, call (800) 348-0033; in NY, (212) 702-3241.



MACMILLAN SOFTWARE CO.
An Affiliate of Macmillan Publishing Company
866 Third Avenue, New York, NY 10022

```

procedure testCode0;
var
  c : byte;
begin
  c := 0;
  while (c <> 3)          (* Exit with CTRL-C *)
  DO begin
    registers.AH := 0;    (* Set the function code *)
    registers.AL := 0;    (* Zero everything else, so that change is obvious *)
    registers.BX := 0;
    registers.CX := 0;
    registers.DX := 0;
    showRegisters;
    write('Enter a character: ');
    intr(INTERRUPT, registers);    (* Turbo function to perform INT *)
    showRegisters;
    writeln('Character = [' , ord(registers.AL), ']' (' , chr(registers.AL), '));
    writeln('-----');
    c := registers.AL;
  end;
end;

begin
testCode0;
end.

```

Listing 3: This program displays the current values of the interrupt vector settings on the IBM PC. The initial values of these settings can be found in the IBM technical reference manual on page 3-3. Their addresses and additional descriptive information can be found on page 3-21.

```

{$P256}
(* VECTORS.PAS written in Turbo Pascal 3.0 by Tom Wadlow
The P256 compiler option is used to permit the table printed by VECTORS to be
re-directed into a file. If you use an early version of Turbo Pascal, this option will
not work. If your Turbo compiler supports redirection, then the vector table can be
written to a file by compiling to a .COM file, and then typing:

  vectors > VECTOR.LST
at the DOS prompt, where VECTOR.LST is the name of the file that you want the
table to go in. *)

program vectors;
type
  vectorName = string[30];
  hexWord    = string[5];

  (* HEX takes a 16-bit integer as its argument and returns a five-
  character string that is the hexadecimal equivalent of that number *)
  function hex(v : integer) : hexWord;

const
  map : array [0..15] of char = '0123456789ABCDEF';
var
  tmp : hexWord;
begin
  tmp[5] := map[(v and $7fff) mod 16]; (* The AND masks off the sign bit *)
  tmp[4] := map[(v shr 4) mod 16];
  tmp[3] := map[(v shr 8) mod 16];
  tmp[2] := map[(v shr 12) mod 16];
  tmp[1] := '$';      (* Turbo hex constants are preceded by $ *)
  tmp[0] := #5;      (* Byte 0 is the length of this string *)
  hex := tmp;

```

(continued)

dress in memory; it will terminate the current program, resetting the base address (where the next program will be loaded) to the address you specify.


In TRIVIAL.PAS, the first code executed is a jump to the initialization code at the end of the program. In order to minimize the amount of memory permanently taken up by the interrupt handler, put all the initialization code at the end of the .COM file. When you call INT 27H with a pointer to the start of this code, all the initialization code is effectively flushed, but the new interrupt handler is not. Only the few bytes of the first jump remain as "overhead," and this is usually quite acceptable.

In this case, the initialization code must perform three separate functions. It must save the old value of the keyboard interrupt. It must replace the old keyboard interrupt with the address of the new one. And it must terminate gracefully, leaving the interrupt code but allowing the space taken up by the installation code to be reclaimed for later use.

One rule of thumb for writing these interrupt handlers is: Never reinvent the wheel. There is no point in wasting space duplicating something that DOS can do for you. That is why it is a good idea to save the old value of the keyboard interrupt.

The reason that DOS uses software interrupts to call functions is modularity. If DOS used a predefined address for a given routine, it would be impossible to rewrite different portions of the code, as we are attempting to do in this article. Every program would have the special address for each function "wired in," and it would be impossible to change without changing every piece of code written for the IBM PC. By using software interrupts and a jump table, every piece of code is independent of the current settings of the interrupt vectors. But software interrupts are not magical. In fact, they differ only from subroutine calls in that the processor automatically pushes all of the system state flags onto the stack before the return address. So if you know the address

(continued)



MAKE THE CONNECTION . . .

Our **Connection** systems will solve your problem of trying to read and write diskettes or tapes from almost any computer system using your PC.

The **Diskette Connection** is a hardware system that enables the IBM PC or compatible to read and write most 8 inch, 5¼ inch, or 3½ inch diskettes.

With our **File Connection** software programs you can transfer data files between most computer systems, including CP/M, DEC, Honeywell, Univac, IBM 3740, S/1, S/3, S/23, S/32, S/34, S/36, and S/38.

Our **Word and Typesetting Connection** programs use IBM standard Document Content Architecture (DCA-RFT) to transfer document files between most word processing and typesetting systems, including Compugraphic MCS, CPT, Displaywriter, OS/6, Multiset, NBI, Quadex, Xerox, and Wang.

Our **Tape Connection** system will read and write IBM or ANSI standard ½ inch 1600 BPI magnetic tape. A full size 2400 foot tape can store a 45 MByte file and be written in 6 minutes.

Since 1982, we have supplied thousands of systems to customers around the world, including IBM, NASA, AT&T, Kodak, and General Motors.

Our specialty is conversion systems and we can provide a solution to your problem. Call us today to discuss your requirements.

This ad is one of a series featuring NASA missions. For a free poster, send us your written request.

**Box 1970 Flagstaff, AZ 86002
(602) 774-5187 Telex 705609**

Inquiry 64 for End-Users. Inquiry 65 for DEALERS ONLY.

**SEE YOU AT COMDEX
BOOTH R8724**

. . . FLAGSTAFF ENGINEERING

```

end;

(* PRINTVECTOR takes an interrupt number and a descriptive string
and prints the value of the corresponding interrupt vector on the
standard output device *)
procedure printVector(v : integer; s : vectorName);

    (* Since the addresses are stored in with their bytes in least
    significant order, we can get them a byte at a time and rearrange
    them to word byte order. This could probably be done in a single
    complex statement, but I prefer to separate it for clarity. *)

var
    a,b,c,d : integer;
begin
a := Mem[0000:v*4];      (* MEM is a Turbo array that can be used to *)
b := Mem[0000:v*4 + 1]; (* read or write any byte in memory *)
c := Mem[0000:v*4 + 2];
d := Mem[0000:v*4 + 3];
writeln(hex(v),s,30,' ',hex((d shl 8) + c),',',hex((b shl 8) + a));
end;

(* The main program simply calls printVector repeatedly with information
gathered from the technical reference manual. Interrupts 6,7,A,B,C,D are listed
as RESERVED by IBM and are not shown here, though it would be trivial to
add them. In addition, table entries for the Video Initialization ($1D)
and Disk Parameters ($1E) were omitted so that the remaining
listing would fit entirely on one screen. *)
begin
printVector($00,'Divide by zero');
printVector($01,'Single step');
printVector($02,'Nonmaskable interrupt');
printVector($03,'Breakpoint');
printVector($04,'Overflow');
printVector($05,'Print screen');
printVector($08,'Timer');
printVector($09,'Keyboard');
printVector($0E,'Disk');
printVector($10,'Video I/O');
printVector($11,'Equipment check');
printVector($12,'Memory check');
printVector($13,'Disk I/O');
printVector($14,'RS-232 I/O');
printVector($15,'Cassette I/O');
printVector($16,'Keyboard I/O');
printVector($17,'Printer I/O');
printVector($18,'ROM BASIC entry');
printVector($19,'Bootstrap loader');
printVector($1A,'Time of day');
printVector($1B,'Get control on KBD break');
printVector($1C,'Get control on timer');
printVector($1F,'Graphics character table');
end.
    
```

of an interrupt routine, you can call it directly by pushing the flags yourself. A normal interrupt call to get a character from the keyboard and return it in the AL register that looks like

```

; Function 0 is read-character
MOV     AH, 0
; Keyboard I/O software interrupt
INT     16H
    
```

can be simulated by

```

; Function 0 is read-character
MOV     AH, 0
; Push processor flags on stack
PUSHF
; Call ROM routine directly
CALL    < address >
    
```

where <address> is where the original routine is located. When the IBM PC is first booted, that address

is \$F000:\$E82E (using Turbo Pascal's notation for a hexadecimal segment and offset as the program VECTORS.PAS would print it out). You could code that address directly into a keyboard interrupt handler, but that would make it impossible to run your handler with any of the other commercially available interrupt-driven programs, like SideKick or Spotlight, that replace the keyboard vector.

DOS provides a function, 35H, that reads the current value of a given interrupt vector from the jump table and returns it to your program. By using this function, you can place the old value (which may not be the same as the ROM value) into a variable in memory and call through that variable to run the old handler. There may be other reasons why SideKick or Spotlight or the others will not run with your specific code, however.

Since DOS has a special function to read an interrupt vector, you might guess that there is a similar function to set an interrupt vector. Indeed there is: function 25H. (A complete listing of all the DOS functions can be found in section D of the DOS manual.)

WRITING AN INTERRUPT HANDLER

A little skepticism is a healthy thing when writing a desk accessory that hides inside an interrupt handler. Many functions that are perfectly legitimate inside a regular program are difficult and dangerous inside an interrupt handler. By calling a system function incorrectly from within an interrupt handler, you may change the state of the system that the interrupted application returns to. This can have disastrous results. For example, if your desk accessory moves the cursor (by writing to the screen, for instance), the application may not detect this change. Subsequent input based on cursor location would be incorrect. Thus, you should be careful to place the cursor back where you found it before leaving the interrupt code. Probably the most dangerous

(continued)

SWITCH!



This is draft printing
at 12 characters per inch and
160 characters per second

*Select fast draft quality printing with a very high
throughput. Then flick the switch...*




This is NLQ printing
at 10 characters per inch

...to select NLQ printing for your wordprocessing.

You can assign the 80-column Facit 4513 and 132-column Facit 4514 to whatever printing tasks your application requires.

From wordprocessing NLQ printouts with automatic sheet feeding to high-speed draft printing. Select 10, 12 or 17 characters per inch.



IBM is a trademark of International
Business Machines Corp.
Epson is a registered trademark.
UNIX is a trademark of AT&T Bell labs.

Or proportional printing.

All at the flick of a switch.

The printers incorporate both the IBM/Epson and Epson FX command sets. And thus easily make friends with both IBM PC:s and UNIX supermicros.

Naturally, the printers handle any output from your graphic software packages – logos, business graphics, pictures, semi-graphics, etc.

And when it comes to reliability, the component materials, printhead life and stringent testing ensure that your Facit 4513/14 printers will deliver many years of quality printings. Just like every other printer in the Facit family.

Switch to Facit 4513/14 matrix printers!

FACIT

Inquiry 61

Head Office: Facit AB, S-172 91 Sundbyberg, Sweden. Phone: (8) 764 3000.
USA: Facit Inc. P.O. Box 334, Merrimack, NH 03054. Phone: (603) 424-8000

AUSTRALIA: EAI Electronics Associates Pty Ltd., 427-3322. AUSTRIA: Ericsson Information Systems GmbH, 0222-613641. BELGIUM: Ericsson S.A., 02-2438211.
CANADA: Facit Canada Inc., 416-821-9400. CYPRUS: LBM (Lillytos) Ltd 5164634. DENMARK: Facit A/S, 02-922400. FINLAND: OY Facit, 90-42021. FRANCE: Facit
S.A., 1-7807117. GREAT BRITAIN: Facit, 0634-401721. GREECE: Computer Application Co., Ltd., 01-6719722. HONGKONG: Gilman & Co. Ltd., 5-7909555.
ICELAND: Gisli J. Johnsen HF, 354-173111. INDIA: Forbes Forbes Campbell & Co. Ltd., 22-268081. IRELAND: Memory Ireland Computers Ltd., 1-989733. ITALY: Facit
Data Products S.p.A., 039-636331. JAPAN: Electrolux (Japan) Ltd., 03-479-3411. THE NETHERLANDS: Ericsson Information Systems B.V., 03480-70911. NEW
ZEALAND: McLean Information Technology Ltd., 501-801, 501-219. NORWAY: Ericsson Information Systems A/S, 02-355820. PORTUGAL: Regisconta Sarl, 1-560091.
SINGAPORE: Far East Office Eqpts Pte Ltd., 7458288. SPAIN: Facit, 91-4571111. SWEDEN: Ericsson Information Systems Sverige AB, 08-282860. SWITZERLAND:
Ericsson Information Systems AG, 01-3919711. WEST GERMANY: Ericsson Information Systems GmbH, 0211-61090.

Listing 4: This program installs a keyboard interceptor into PC-DOS. The interceptor keeps a record of the last full command typed to DOS (or any other program that uses the DOS keyboard I/O calls). Pressing Ctrl- \ makes the previous command repeat, one character at a time. A more extensive version of KEYSTROK.ASM is available from the author for \$25 (\$15 if you send your own disk and a self-addressed stamped disk mailer).

```

; KEYSTROK.ASM
; written April 1985 by Tom Wadlow
;
; Definition of constants used by this code.
;
DOS__keyboard__io      equ 16H  ; The keyboard interrupt number
DOS__function          equ 21H  ; The DOS function interrupt
DOS__terminate__resident equ 27H  ; Terminate-but-stay-resident interrupt
get__vector            equ 35H  ; DOS function number for get-vector
set__vector            equ 25H  ; DOS function number for set-vector
;
CSEG SEGMENT
    assume  cs:cseg,ds:cseg  ; These govern choices made by MASM
    org    100H              ; All .COM files start at 0100H
;
start:
    jmp     initialize
;
; Application code should start here
;
old__keyboard__io dd  ; Set aside a doubleword for the old keyboard vector
outline          db 80 dup(0) ; Where the last line is stored
                dw 0          ; Just to make sure it is terminated
inline          db 80 dup(0) ; Where the current line is stored
                dw 0          ; Just to make sure it is terminated
outptr          dw 0          ; Pointer into outline
inptr           dw 0          ; Pointer into inline
;
keyboard__interceptor proc far
    assume  cs:cseg, ds:cseg  ; Tell the assembler about default segments
    sti    ; Turn interrupts back on
    push   ds                 ; Save the registers used in this code
    push   bx
    push   di
    mov    bx, cs             ; Set the Data Segment = Code Segment
    mov    ds, bx
    cmp    ah, 0              ; Is this a READ request (AH = 0)?
    jne    ki1                ; If not, then use the ROM handler
;
; Simulate an interrupt call to the old keyboard I/O handler
;
ki:    pushf                  ; Push flags, to simulate an INT call
    assume  ds:nothing        ; so that we need not rewrite the old
    call   old__keyboard__io ; keyboard handler, we just use it
    cmp    al, 28              ; Look for CTRL- \
    je     ki3
    cmp    al, 8               ; Look for backspace
    je     ki4
    cmp    al, 13              ; Look for carriage return
    jne    ki0
;
; After CR we reset output to point to start of keystroke buffer
;
ki00:  assume  ds:cseg
    push   si                 ; Save the registers used

```

(continued)

Skepticism is a healthy thing when writing an accessory that hides in an interrupt handler.

area is file I/O. It is possible to safely open files from a desk accessory, but great care must be taken not to interfere with any file activities of the interrupted program. It would be easy to confuse DOS by opening the same file with your pop-up notepad and your normal text editor at the same time.

You can perform many useful desk-accessory functions without using any disk I/O. Calculators or clocks are a good example. If you can possibly avoid going to the disk in a desk accessory, it is probably a good idea to do so. If not, then test your code exhaustively for bugs and side effects.


Some DOS functions may not work at all from within an interrupt handler because of the way PC-DOS is written. For any function you intend to use, it is important to thoroughly test the calls from within an interrupt handler.

TRIVIAL.ASM shows a minimal desk accessory with almost no I/O at all. Surrounded by the envelope of installation code, the application itself is rather small. Note that the interrupt handler checks to see if the function is a read (register AH = 0). If it is not a read, then the old interrupt-handler code handles any other functions, including IRET (return from interrupt). If the function is a read, then a simulated interrupt call to the old keyboard interrupt handler returns the next character in the input buffer. By doing the simulated interrupt, you can let the DOS and ROM routines do the work they were designed to do and keep your desk accessory confined to its special function. The old routine is supposed to return the character read in register AL, so compare that with the target characters (in this case, uppercase or lowercase Z.) By modi-

(continued)

Wide spreadsheets? SideStep is in your future!

Works with IBM
Compact, Pro Printer,
and HP Think Jet



Good News! \$60

People have gone to some pretty great extremes to solve their wide printing problems.

Luckily, you don't have to. *SideStep*TM lets your dot matrix printer print as wide a document as you need by turning each letter on its side — electronically! *SideStep* frees you from gluing, taping, and stapling wide printouts together. You get a document of virtually infinite width automatically.

SideStep does everything other sideways printing programs do, and more:

- Fast operation
- Easy to learn and use
- Context-sensitive online help
- No limit on file size or print width
- 18 combinations of size and quality
- Allows double-strike and emphasized printing*

- Letter quality on Toshiba and LQ1500
- Supports high-speed draft mode*
- Speed optimized for each printer
- Features electronic spreadsheet "pasting"
- Prints IBM graphic characters
- Prints Greek and math symbols
- Fully compatible with TopView
- Command options can be saved for reuse
- Can run from the command line
- Complete hard disk path support
- Allows wild cards
- Directories always available
- Can run from batch files
- Supports output to disk files
- Supports color monitors

*Not available on all printers

SideStep your wide printout problems.
Order *SideStep* today!

SideStep runs on the IBM PC, PC/XT, PC/AT, PCjr, and compatible computers under DOS 2.0 and later and requires 128K memory. *SideStep* works with popular printers from IBM, Epson, HP, Toshiba, IDS, OkiData, TI, C. Itoh, NEC, Dataproducts, OTC, Citizen, and more. Ask for *SideStep* from your local dealer or call today and order *SideStep* directly.

To Order Call Toll Free
1-800-255-7526
30-DAY MONEY-BACK GUARANTEE
VISA AND M/C ACCEPTED
(Dealer inquiries invited)

SoftCorp[®]
We make it easier for you to manage.

2340 State Road 580, Suite 244, Clearwater, Florida 33575
In Florida call (813) 799-3984 Inquiry 179



YES! Send me *SideStep* today! I enclose \$60 plus \$3 shipping and handling. (Florida residents, add 5%)

Visa M/C Check Printer

Name _____
Address _____
City _____ State _____ Zip _____
Phone _____

INTERRUPTS

PC-DOS is an interrupt-driven operating system. It might be possible to write a similar system without the use of interrupts, but that would involve the software equivalent of trying to look in all directions at once. Interrupts greatly simplify the way an operating system is written.

An interrupt, as the name implies, is an event that diverts the flow of a program from what it normally would be doing. Interrupts can happen at any time; they are, in technical parlance, asynchronous events. They happen to people dozens of times in the course of a day; to computers, they usually happen many thousands or millions of times. For people, the scenario is a familiar one: You are writing your memoirs when your daughter comes in and asks you to tie her shoelaces. You do so, she leaves with her request satisfied, and you continue with your writing. For computers, it is similar: Your program is executing merrily away, computing the next Mersenne prime number, when you strike a key. Your prime-number task is suspended; the interrupt handler reads the keystroke and places it in the input buffer to be given to your application program the next time it requests a keyboard read operation (which may be several million years hence if you are computing Mersenne primes on an IBM PC). With the character safely in the input buffer, the keyboard interrupt handler relinquishes control to your application.

One major use of interrupts is the coordination of external hardware (such as keyboards and disk drives) that performs functions and must report the results to the processor. Another use of interrupts is internal. Machines like the IBM PC use software interrupts to allow application programs to communicate with the operating system. If each application were required to know the address of each specific operating-system function, it would be very difficult to change the operating system (to fix bugs, for example). By using software interrupts, an application program need not know where a function is located in order to have it performed.

The IBM PC operating system provides two types of interrupt-driven utilities: ROM interrupts, which are built into the hardware of the machine, and DOS interrupts, which come with the disk operating system. DOS interrupts are higher-level functions that use the low-level ROM interrupts as building blocks to do more complicated and useful things. Functions refer to an interrupt that does one of many things, depending on its parameters. Most DOS functions are performed by INT 21H. The different functions are chosen by selecting the appropriate function number (from 0 to 57H for DOS 2.0) and placing it in the AH register.

An interrupt signals the processor to perform some special operation. On the IBM PC, the interrupt vector table governs the choice of operation. This table is located in the first few hundred bytes of memory. Each entry in the table is an address that's 4 bytes long.

This address indicates the absolute location in memory of the interrupt-handling routine for that particular interrupt. When an interrupt occurs, the 8088 processor first pushes the current value for all system flags onto the stack and then executes a long subroutine call to the appropriate interrupt handler. The processor determines which handler to use by multiplying the interrupt number by 4 (the number of bytes in a table entry) and fetching the long word at that address. When the interrupt routine is finished, it executes an IRET instruction, which pops the flag values off the stack, restoring them to the state they were in before the interrupt, and then does the equivalent of a return-from-subroutine instruction to return control to the interrupted task.

Murphy's Law says that interrupts, being asynchronous events, will occur at the most unfortunate time during the execution of a program. So computer designers allow the programmer a method by which interrupts can be held at bay for a short time. The CLI (clear interrupt-enable flag) instruction prevents any further interrupts from being recognized, to allow some particularly critical code to execute. One of the most disastrous times for an in-

terrupt to occur is during the actual processing of another interrupt. To prevent this, the 8088 is designed to immediately suspend interrupt processing when an interrupt occurs. Interrupts are turned on again explicitly by the STI (set interrupt-enable flag) instruction, which you usually find right at the beginning of an interrupt handler.

You might think that you would rather turn on interrupts at the end of an interrupt handler, just before returning control to the main task. This turns out not to be the case, however. Most computers have only a limited ability to remember what interrupts have occurred while interrupt processing was suspended. Any external activity, such as keyboard input or disk I/O, may be lost since the interrupts were not processed in time. It is very important for the design of an operating system to minimize the time in which interrupts cannot be processed. It is usually possible to interrupt an interrupt handler with another interrupt request. These routines are designed so that this is possible because the inability to do so will drastically reduce the performance of the operating system.

On the IBM PC, one special case of this interruptibility is not available. It is not possible for many interrupt handlers to be interrupted by themselves. In industry jargon, they are called nonreentrant routines. For example, two keyboard interrupts spaced too closely together would fail in strange and mysterious ways. The reasons for this usually lie in the special-purpose buffers, such as the keyboard input buffer, that each routine maintains. Imagine many people writing a message on the same small blackboard, each unable to see what the others are writing. You might get all the messages clearly, but chances are you would simply end up with an unreadable mess. For single-user systems, this is not much of a problem. Reentrant routines are primarily used for multiuser systems.

Interrupt programming is primarily done for operating-system functions, and thus it usually involves some of the trickier facets of both the operating system and the hardware involved.

For any function you intend to use, it is important to test the calls from within an interrupt handler.

ying register AL, you can change the character that will be returned to DOS or the application program. If you choose, you could find a special, seldom used character (such as Ctrl-\, for example) and use that to start up a much more complicated desk accessory.

KEYSTROK.ASM (listing 4) is a somewhat more complicated desk accessory that employs Ctrl-\ as its activation character. This program uses exactly the same installation code as TRIVIAL.ASM. KEYSTROK.ASM is a simple line editor with a one-command history function. As you type a command line into DOS, the new keyboard interrupt handler copies it into an internal buffer. KEYSTROK.ASM remembers all (or at least the first 80 characters) of the previously typed line. You can feed that old line back as a new DOS command by repeatedly pressing Ctrl-\ . For example, if you find you've mistyped one character at the beginning of a long complicated DOS command, it is possible to redo the command with a minimum of fuss. It also allows you to repeat various commands with a minimal variation, such as

```
ERASE FOO.OBJ
ERASE FOO.COM
ERASE SAMPLE.FOO
```

Note that KEYSTROK.ASM is intended more as an instructional example for this article than an actual production tool. For purposes of clarity, I've ignored certain special cases that must be considered in an actual tool.

It is always useful to elaborate the exact steps necessary to turn some-

(continued)

```

push    di
push    cx
push    ax
push    es
mov     si, ds           ; Source segment in DS
mov     es, si          ; Destination segment in ES
mov     si, offset inline ; Source offset in SI
mov     di, offset outline ; Destination offset in DI
mov     bx, inptr       ; Null terminate the input string
mov     byte ptr [si + bx], 0
mov     cx, 80          ; Repetition count in CX
rep     movsb           ; Move byte string
pop     es              ; Restore registers
pop     ax
pop     cx
pop     di
pop     si
ki02:   mov     outptr, 0 ; Restart in and out buffers
        mov     inptr, 0
        jmp     ki01

; Put a character in the incoming buffer
ki0:    assume  ds:cseg
        mov     di, offset inline ; Use input buffer
        mov     bx, inptr         ; Go to next empty space
        cmp     bx, 80           ; Take no more than 80 chars
        jg     ki01
        mov     [di + bx], al    ; If less than 80 chars, add char
        inc     inptr           ; and advance pointer

; Return from interrupt after restoring the register state
ki01:   pop     di
        pop     bx
        pop     ds
        iret                    ; Return from the interrupt call

; Let the ROM routine handle everything, including the return from interrupt
ki1:    pop     di
        pop     bx
        pop     ds
        assume  ds:nothing      ; Turn off all assumptions (IMPORTANT)
        jmp     old_keyboard_io

; Send the next byte of a string back as though it had been typed at the kbd
ki3:    assume  ds:cseg
        mov     di, offset outline ; Use output buffer
        mov     bx, outptr        ; Advance to next char to be sent
        mov     al, [di + bx]    ; Put char in AL
        cmp     al, 0            ; Have we used up buffer?
        je     ki01             ; If so, return NULL
        inc     outptr          ; If not, advance output pointer
        jmp     ki0

; Don't save the backspace. Instead, back up input pointer by 1 (unless it's 0)
ki4:    assume  ds:cseg
        cmp     inptr, 0        ; Is input buffer empty?
        je     ki01            ; If so, just return
        dec     inptr          ; If not, back up input pointer
        jmp     ki01           ; And return

```

(continued)

```

keyboard__interceptor    endp

; Application code should end here

initialize:
    mov     bx,cs           ; Make DSEG=CSEG through BX because
    mov     ds,bx         ; of inadequate 8088 instruction set

; Get the old keyboard I/O vector and put it in its variable

    mov     al,16H        ; The vector we want is keyboard I/O
    mov     ah,get__vector ; Use the DOS function call to get it
    int     DOS__function ; See page D-33 of DOS 2.0 manual
    mov     old__keyboard__io,bx ; Old vector is returned in ES:BX
    mov     old__keyboard__io[2],es ; Save it to variable

; Set the keyboard I/O vector to our routine.

    mov     bx,cs         ; DOS function wants vector in DS:DX
    mov     ds,bx        ; so put seg.ofs of interceptor there.
    mov     dx,offset keyboard__interceptor
    mov     al,DOS__keyboard__io ; Use the DOS function call to set it
    mov     ah,set__vector ; See page D-28 of DOS 2.0 manual
    int     DOS__function

    mov     bx,cs         ; First expendable address is that of
    mov     ds,bx        ; initialize, so put seg.ofs in DS:DX
    mov     dx,offset initialize ; End program but leave keyboard
    int     DOS__terminate__resident ; interceptor resident

;
CSEG ENDS
    END start ; Starting address is start
    
```

thing as finicky as an assembly-language source into an executable application program. Quite often the reader and the writer make different basic assumptions about what is going on; explicit instructions can help put everybody on the right track.

All the assembly-language programs in this article were assembled using this basic set of commands:

```

MASM <name>;
LINK <name>;
EXE2BIN <name>
RENAME <name>.BIN
      <name>.COM
ERASE <name>.EXE
    
```

where <name>.ASM is the name of the source code.

You'll notice that the example assembly-language files are assembled to .COM files rather than .EXE files. This is to simplify the code and speed the execution of the installation programs. The .COM format for PC-DOS programs is intended for small, fast

utilities. Thus, they have no separate stack segment and are limited in their choices of code and data segments. They begin execution at location 100H rather than at 0H. When writing a program intended to be a .COM file, you should not define a stack segment, and the first line of executable code should come after an ORG 100H statement. When this code is being assembled, the IBM assembler generates a warning that your code has no stack segment. This is no cause for concern, and you should expect it to occur.

DEBUGGING AN INTERRUPT HANDLER

One of the most difficult parts of writing a replacement interrupt handler is getting it to work. It is, in effect, a new part of the operating system. Small bugs in a new keyboard handler or video interrupt handler will be magnified since much of the rest of the operating system depends on

these routines. A technique I discussed earlier involves replacing a less consequential interrupt vector for part of the debugging phase. Another important technique is prototyping. If you are writing a really large interrupt handler, you should try to build and test each portion of your code as a normal program before placing it in an interrupt routine. For example, if you design a scheme for pop-up windows, be sure that it works from a normal program first. If you can, push the system dependencies as far down in your code as possible. If you need to get a character from the keyboard rather than scatter DOS calls all throughout your code, encapsulate the DOS call in one special routine and then have your application call that. Don't be afraid to write little test programs that try out one thing at a time from within an interrupt handler.

Assembly-language programming brings out a tendency to optimize, to try and make programs as small and as tight as possible. This can be good, but it can be dangerous to be too tricky. A program that is too big or too slow isn't of much use, but one that is that is impossible to understand a month after you write it, or impossible to modify, is equally bad. A sense of purpose and balance is important here. Be tricky only when you have to.

These techniques should be familiar to anyone who has ever written modular code before. They are basic principles of software design. A good book on this subject is *The Mythical Man-Month: Essays on Software Engineering* by Frederick P. Brooks Jr. (Addison-Wesley, 1974).

Assembly language is not for everyone. And interrupt handlers are by far the most finicky type of assembly-language programming you can attempt. But if you are careful and persistent, you can have a lot of fun adding special-purpose functions to your IBM PC. ■

Editor's note: The source-code files for the listings in this article are available for downloading from BYTEnet Listings. Prior to November 1, phone (617) 861-9774; thereafter, phone (617) 861-9764.

THE DUAL HEAD PRINTER

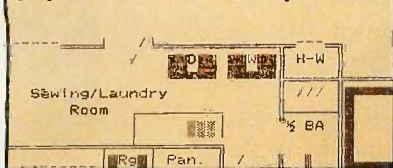
THE FORTIS DH45, THE START OF A NEW BUSINESS GENERATION

DAISY OR DOTS ... Have it your way. Don't settle for one or the other ... get both.

The revolutionary **FORTIS DH45** dual head printer combines the speed and bit image graphics of a dot matrix with a high quality daisy wheel for crisp letters. All this in one compact unit that saves desk space and at a price that is less than you would pay for one printer. It is also compatible with IBM* PC and most other personal computers.



with its two heads, produces crisp letters and graphics with a dot matrix print head.



Imagine the advantage of having two heads in one printer. Need graphics or condensed print spreadsheets or a rough draft of a long letter, just touch the control panel. How about important correspondence to impress a potential client, again, just touch the control panel to switch to the letter quality daisy wheel.

Indeed, the old saying **TWO HEADS ARE BETTER THAN ONE**, really holds true in the DH45.

*IBM is a registered trademark of IBM Corp.



**FOR THE DEALERS
NEAREST YOU
CALL (800) 447-4700**

FORTIS **Dynax, Inc.**

DYNAX, INC. OFFICES

- HEADQUARTERS 6070 Rickenbacker Rd., Commerce, CA 90040 • (213) 727-1227
- NEW JERSEY One Madison St., East Rutherford, NJ 07073 • (201) 471-0100
- TEXAS 6012 Campus Circle, Suite 250, Irving, TX 75062 • (214) 257-1700
- ILLINOIS 533 West Golf Rd., Arlington Heights, IL 60005 • (312) 228-0707
- MASSACHUSETTS 400 W. Cummings Park, Suite 5300, Woburn, MA 01801 • (617) 933-8162
- N. CALIFORNIA 1255 Oakmead Parkway, Sunnyvale, CA 94086 • (408) 730-1712

Inquiry 223

YES! Please send me more information on the FORTIS DH45 Dual Head Printer

Name	Title		
Company	Phone		
Address	City	State	Zip

Mail to: **DYNAX, INC. Customer Service / FORTIS DH45**
6070 Rickenbacker Road, Commerce, CA 90040


PRINTOUTS THE

Take a close look at Canon's line of printers. The first thing you'll notice is how good they make you look. That's because Canon's experience in high-tech optics really shows. For instance, Canon was among the first to make a desktop Laser Beam Printer. At a price that's within any business's reach, the Canon Laser Printer can produce eight pages a minute with a quality that's more in common with a professional print shop than a personal computer.

Canon also developed the ingenious Bubble-Jet Printer technology, finally making it possible for a printer to not only work extremely quickly but also incredibly quietly.

Our Ink-Jet Printer can produce exceptionally sharp, high-resolution graphics in seven colors, even on transparencies. While the Thermal Transfer Printer has three kinds of print modes, including letter quality, at a very competitive price.

And the Canon Impact Matrix Series, for regular and extra-wide column paper, makes printing very fast, very economical.



Welcome to Westchester

The Visitors Guide to Westchester County

THE MARKET

A conservative estimate places the number of annual visitors to Westchester County at 400,000 -- more than 11,000 per month.

This estimate is based on the following assumptions and calculations:

- Number of Quality Hotel Motel Rooms 4,000
- Number of Nights Per Year 365
- Average Occupancy Rate 75%
- Average Number of Nights Per Stay 2.1
- Number of Visitors 428,520

This computation assumes, of course, only one visitor per hotel room and does not include visitors who stay with relatives or one-day visitors.

It is composed mostly of adults, the majority of whom are in the County for business.

The group is, therefore, well-above average in income.

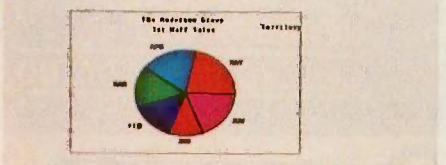
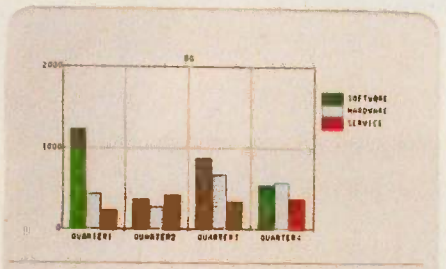
The group has the leisure time and the access to transportation needed to travel about the County -- day or night.

Published by Westchester Travel Bureau, Inc.
213 West 2nd Avenue, White Plains, N.Y. 10601 (914) 948-2300

LASER BEAM

Description	Quantity	Price	Share	Market Share
10 - Color TV	24	\$350.00	8	\$8,400.00
12 - Color TV	25	\$200.00	7	\$5,000.00
18 - Compact Color TV	20	\$200.00	11	\$4,000.00
TV Stand	25	\$22.00	18	\$550.00
Deluxe TV Stand	25	\$0.00	6	\$0.00
TV Bellows 1	4	\$0.00	1	\$0.00
18 - Compact TV	1	\$127.50	1	\$127.50
18 - Compact TV	1	\$140.00	1	\$140.00
Deluxe Turntable	1	\$115.00	1	\$115.00
Stereo Receiver	1	\$150.00	1	\$150.00
Compact Disc Player	1	\$200.00	1	\$200.00
Cassette Deck	1	\$120.00	1	\$120.00
Deluxe Cassette Deck	1	\$120.00	1	\$120.00
TOTAL				\$960.00

IMPACT MATRIX



INK-JET

AT STAND OUT.

Visit your local computer store and judge the complete line of Canon printers firsthand.


You'll find the print quality is absolutely crisp. The graphics are remarkably clean. And the reasons for buying one are perfectly clear.

For more information, call 1-800-323-1717, ext. 300 (in Illinois, 1-800-942-8881, ext. 300). Or write Canon U.S.A., Inc., Printer Division, P.O. Box CN 11250, Trenton, NJ 08650.

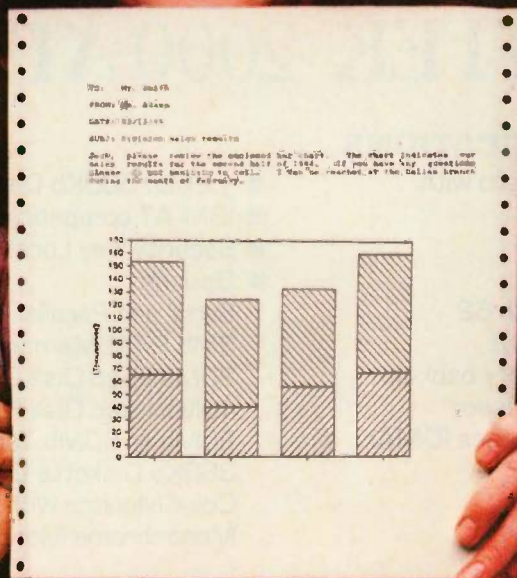
Canon
PRINTERS



Inquiry 21



DATE	AMOUNT	DATE	AMOUNT	TOTAL
1/15/80	100.00	1/20/80	50.00	150.00
1/25/80	200.00	2/10/80	75.00	325.00
2/15/80	150.00	2/25/80	100.00	475.00
3/1/80	300.00	3/15/80	125.00	600.00
3/20/80	100.00	3/30/80	50.00	650.00
4/5/80	250.00	4/15/80	75.00	725.00
4/20/80	150.00	4/30/80	100.00	825.00
5/5/80	200.00	5/15/80	125.00	950.00
5/20/80	100.00	5/30/80	50.00	1000.00
6/5/80	150.00	6/15/80	75.00	1075.00
6/20/80	100.00	6/30/80	50.00	1125.00
7/5/80	200.00	7/15/80	125.00	1250.00
7/20/80	150.00	7/30/80	100.00	1350.00
8/5/80	100.00	8/15/80	50.00	1400.00
8/20/80	150.00	8/30/80	75.00	1475.00
9/5/80	100.00	9/15/80	50.00	1525.00
9/20/80	150.00	9/30/80	75.00	1600.00
10/5/80	100.00	10/15/80	50.00	1650.00
10/20/80	150.00	10/30/80	75.00	1725.00
11/5/80	100.00	11/15/80	50.00	1775.00
11/20/80	150.00	11/30/80	75.00	1850.00
12/5/80	100.00	12/15/80	50.00	1900.00
12/20/80	150.00	12/30/80	75.00	1975.00
TOTAL	10000.00			10000.00



April 15, 1980

Dear Mr. Smith:

We have had a great time in Florida, your vacation home. We have had a great time at the place of the new and it didn't take much time for us to get used to it.

We'll be right back to the hospital for the next few days, especially in the morning. I'll be back in the evening and we have a very good time at the place.

How do you like my new Canon thermal transfer printer? It's perfect for your home and business. It's very easy to use and it's very fast. I hope you'll like it. I'll be back in the evening and we have a very good time at the place.

Get to me over to the office before 12:00 PM, with your name.

Yours truly,
Vincent

BUBBLE-JET

THERMAL TRANSFER

QUANTEK

QUALITY AND TECHNOLOGY



QUANTEK 2000 AT

FEATURES AND SPECIFICATIONS

- IBM — AT compatible motherboard with:
 - 6MHz 80286 CPU
 - 640Kb Main Memory
 - ROM Bios
 - Eight I/O expansion slots (six with 62 and 36 pins, two with 62 pins only)
 - CMOS clock/calendar with battery back-up
 - Socket for 80287 math co-processor
 - Seven-channel direct memory access (DMA)
 - 16 level interrupts
 - Three programmable timers
- 192 Watt Power Supply
- Fixed and Floppy Disk Controller
- 1.2Mb/360Kb Diskette Drive
- IBM-AT compatible Key-board
- Security Key Lock
- Options
 - Serial and Parallel Port
 - 3Mb RAM Memory
 - 20Mb Fixed Disk Drive
 - 40Mb Fixed Disk Drive
 - 20Mb or 60Mb Tape Drive
 - 360Kb Diskette Drive
 - Color Monitor with adapter
 - Monochrome Monitor with adapter

QC is a registered trademark of QuanteK Corporation
IBM is a registered trademark of International Business Machines Corporation



QUANTEK CORP.
17975 MAIN STREET
IRVINE, CALIFORNIA 92714
(714) 250-1909


A MIDI RECORDER

*Store and play back keyboard music
with your IBM PC*

BY DONALD SWEARINGEN

COMPUTERS HAVE been used in music and related areas for some 30 years, but, until recently, only by those with access to the costly and scarce computing resources available at large institutions such as universities. Now, the technological advances that gave rise to the personal computer are being applied to a new generation of musical instruments, promising to bring computer music within reach of a wide range of eager participants. At the center of this activity is the musical instrument digital interface, or MIDI, a specification for the exchange of information in digital form among intelligent musical instruments. The specification, standardized by several prominent manufacturers of synthesizers and electronic musical instruments in 1983, defines both a hardware standard for connection of MIDI devices and a software protocol for data interchange.

In the past two years a flood of new MIDI products, from keyboard synthesizers to music computers, has appeared. As has been the case with personal computers, MIDI hardware has often preceded the software. However, we are seeing more and more MIDI software, ranging from simple recording and playback programs to elaborate composing sys-



tems capable of converting music played on a synthesizer keyboard to standard music notation.

The subject of this article is a simple MIDI recorder program, capable of recording a performance played on the keyboard of a MIDI-equipped music synthesizer and faithfully reproducing the performance on playback. My program, MPU401.PCF, written in Laboratory Microsystems' PC/

FORTH for the IBM PC, provides for the recording and playback of MIDI data on any of eight separate tracks. It communicates with a MIDI-equipped music synthesizer (see figure 1) via the Roland Corporation MPU-401 MIDI Processing Unit (MPU), an intelligent controller that relieves the IBM PC of much of the processing load associated with the real-time MIDI information. (*Editor's note: The source code for MPU401.PCF is available for downloading via BYTEnet Listings. Call (617) 861-9774 before November 1; thereafter, call (617) 861-9764. You will need PC/FORTH in order to use the program.*)

The basic record/playback function is a good starting point for exploring the possibilities of MIDI software. In addition to MIDI considerations, my MIDI recorder program addresses several other issues of interest to IBM PC programmers.

Among these are the processing of real-time interrupts, the use of execution vectors, and memory allocation via calls to PC-DOS.

Before I discuss the software itself, you should be aware of a few of the

(continued)

Donald Swearingen (100 Valencia #261, San Francisco, CA 94103) is a freelance software developer, consultant, musician, and composer.

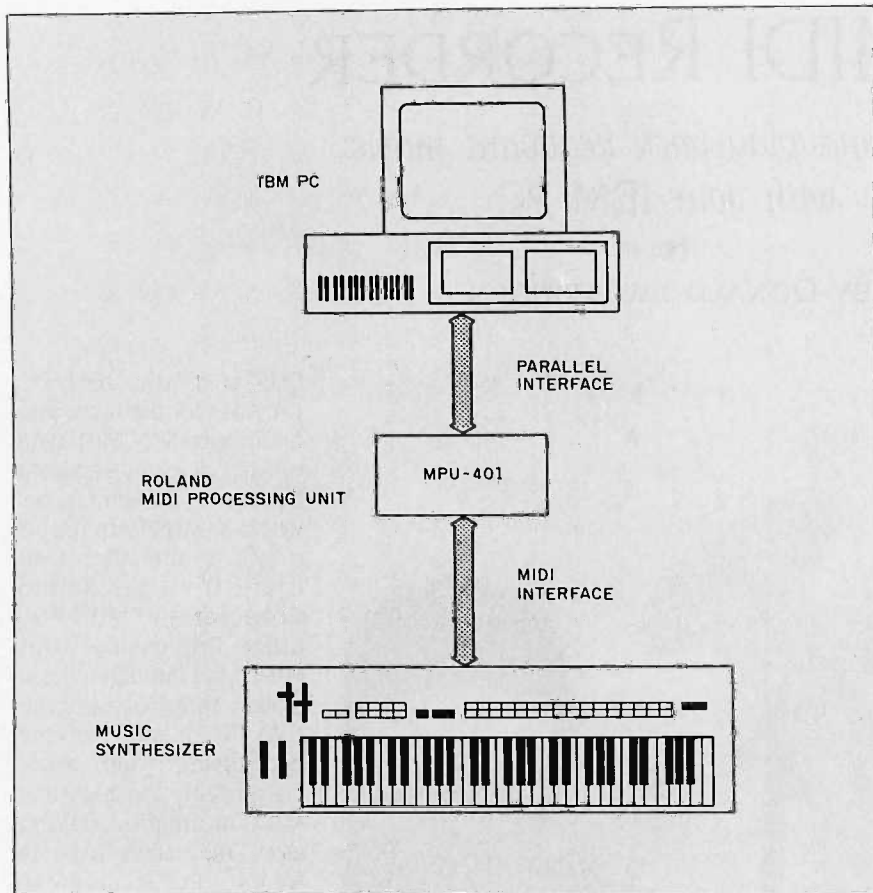


Figure 1: Interfacing a music synthesizer with an IBM PC via the MIDI Processing Unit (MPU).

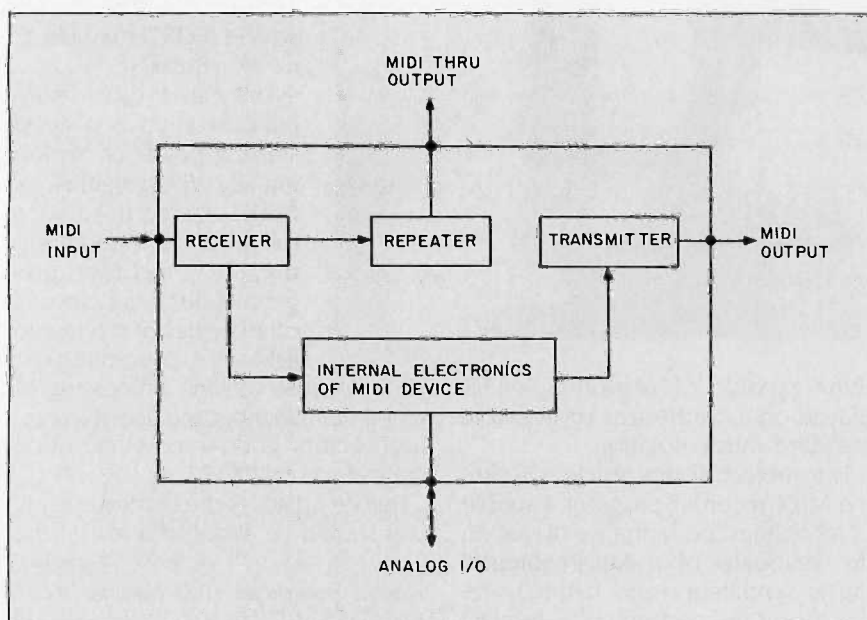


Figure 2: The internal components of a typical MIDI device.

technical details of the MIDI standard and of the MPU-401. For the sake of brevity, I will limit my discussion to those items that are crucial to an understanding of the application at hand.

THE MIDI STANDARD

The MIDI standard allows you to connect MIDI-equipped devices in a simple bus network via an asynchronous link. The standard MIDI interface operates at 31.5K bps (bits per second) with 1 start bit, 8 data bits, and 1 stop bit, for an effective transfer rate of about 3K bytes per second.

A MIDI device (see figure 2) normally contains both a receiver (MIDI input) and a transmitter (MIDI output). Some MIDI devices also contain a repeater module, which routes the receiver section's unaltered input to an additional output (MIDI Thru output) for connection to other MIDI devices. By daisy-chaining the Thru output of one MIDI device to the input of the next, you can connect up to 16 receivers in a MIDI bus network. However, you can only have one transmitter in a given network because there is no bus arbitration. You can configure MIDI devices in many other interesting ways; basically, any combination of output to input connections is allowable, even in the same MIDI device.

All communication among MIDI devices is carried out by the transmission of MIDI *messages* containing both data and commands for MIDI devices. A MIDI transmitter originates MIDI formatted messages, while a MIDI receiver recognizes and acts upon messages in standard MIDI format. MIDI messages consist of a *status byte* and one or two *data bytes*. Status bytes, 8-bit values with the high-order bit always set (i.e., ≥ 80 [hexadecimal]), indicate the type of command or function to be performed (or being performed) by a MIDI device. Data bytes, 8-bit values with the high-order bit always reset (i.e., < 80 [hexadecimal]), follow the status byte and serve as parameters or modifiers to the commands.

(continued)

Back up 10 megabytes in 8 minutes! (or less)

with Fastback™

If you've ever lost valuable data, you know backing up your hard disk is a *MUST*. For your business, this necessity can become an expensive nightmare. Until now, Fastback™ (Version 5.0) is the hard disk backup (and restore) software utility that eliminates the need for expensive and time consuming tape backup systems. It's so fast you can back up a full 10-megabyte hard disk on standard 5¼" floppies in less than 8 minutes or 10 megabytes of data on the IBM™ PC-AT in less than 4 minutes! This can mean a 95% savings of time and money. And it's easy to use.

Fastback is fully self-contained and functions with any make or size hard disk. It works with PC-DOS™, or MS-DOS™ version 2.0 or higher and requires no additional hardware to take up valuable expansion slots in your IBM PC/XT/AT or compatible. **FASTBACK USES ADVANCED ERROR CORRECTION TECHNIQUES TO RECOVER DATA FROM DAMAGED DISKETTES.** So if your disk is

damaged after the backup procedure, Fastback (Version 5.0) will still be able to recover the data.

Fastback allows rapid lookup of archived data and prevents accidental overwriting. Fastback is completely file oriented, not an image mode backup.

Suggested Retail Price: **\$179.**

INTRODUCTORY OFFER

Yes, send me _____ Fastbacks at the Special Introductory price of \$149 each. That's \$30 off the regular retail price of \$179.

I am enclosing: BankDraft Check

\$30 OFF

Name: _____

Address: _____

City: _____

State: _____ Zip: _____

Telephone (_____) _____

These prices include shipping to all U.S. cities. All foreign orders add \$10 per product ordered. COD's and purchase orders WILL NOT be accepted by Fifth Generation Systems. Outside USA: payable in U.S. dollars drawn on a U.S. bank. FASTBACK is also available at better dealers nationwide. Call (213) 439-2191 for the dealer nearest you.

Offer Expires December 31, 1985



**Fifth
Generation**
SYSTEMS

7942 Picardy Avenue
Baton Rouge • LA • 70809
Telephone: (213) 439-2191
Inquiry 63

Dealer Inquires Invited
Marketing and Sales by CSSL, Inc.

MIDI messages are generally divided into two types: *channel messages* and *system messages*. To understand my MIDI recorder program, you need only be concerned with a subset of the channel messages—the *channel voice messages*. Channel voice messages (see table 1) include Note On/Note Off events (i.e., a key being pressed or released), control changes (volume, modulation, etc.), and program changes (the selection of unique “patches” on music synthesizers).

All channel messages contain, in the

low-order bits of the status byte, a 4-bit number that directs the MIDI message to one of up to 16 MIDI devices attached to the MIDI network (see figure 3).

Each MIDI device attached to the bus is responsible for recognizing its channel number and responding appropriately to the MIDI message. A receiver of a channel voice message always adopts the command status indicated by the last status byte it received. This is referred to as the channel's *running status* and the

receiver remains in this state until a new status byte is received. Thus, if a given status is to be repeated, it may be optionally omitted, and only the proper number of data bytes for that status need be sent. Consider, for example, the *MIDI data stream (MDS)*, consisting of several MIDI messages, shown in figure 4.

Note the manner in which the running status is used to reduce the number of bytes required to specify a MIDI message. When a device must send long strings of data for the same command (e.g., Note On/Note Off), it can realize a considerable savings in the number of bytes transmitted by using the running status.

THE MIDI PROCESSING UNIT

Roland's MPU-401 (see figure 5) is an intelligent interface containing its own CPU (central processing unit) and an LSI (large-scale integration) handshake controller for the MIDI network. The MPU connects to the IBM PC via a parallel interface. It uses the IRQ2 interrupt to initiate data transfer between itself and the IBM PC. The use of a smart interface allows the IBM PC to perform other tasks while the MPU is recording or playing. The MPU operates independently, managing the MIDI bus; it interrupts the IBM PC only when a data transfer is required. Because of this the IBM PC can perform such tasks as disk I/O (input/output) and screen update while the MIDI record/playback process is in operation. The use of IRQ2, which has a higher interrupt priority than disk and other I/O interrupts, ensures that no MIDI data will be lost.

When instructed to start recording MIDI data, the MPU transmits MIDI

(continued)

Table 1: The MIDI channel voice messages. All data bytes are in the range from 0 to 127 unless otherwise specified. A velocity of 0 for a Note On message indicates Note Off, allowing the use of running states for strings of Note On/Note Off messages.

Command Field of Status Byte	Message Description	Data Byte(s)
000	Note Off	key note off velocity
001	Note On	key velocity (note off if velocity = 0)
010	Polyphonic key pressure	key pressure
011	Control change	control # (0-121) control value
100	Program change	program #
101	Channel pressure	pressure
110	Pitch wheel change	pitch wheel least significant byte pitch wheel most significant byte


BIT	7	6	5	4	3	2	1	0
VALUE	1	COMMAND		CHANNEL				

	1	2	3	4	5	6	7
MDS MIDI MESSAGES	90 20 50	20 00	21 60	21 00	C0 04	90 30 65	30 00
CH. 1 RUNNING STATUS	90				C0	90	

Figure 3: The MIDI status byte for channel voice messages.

Figure 4: A MIDI data stream (MDS) consisting of several MIDI messages with the running status shown.

Why crawl
when you can
sprint with
APPLICATION 1?



Assembler speed in IBM Basic and Microsoft "C".
Mainframe power for your IBM PC.
Create network applications.*
Choice of file or record locking.

Today's programmers want more than development tools and Data Base Managers that merely crawl when they need to sprint. APPLICATION 1's rich assembler routines combined with IBM Basic or Microsoft "C", sprints during the creation and execution mode of your software...and that means up to 6 times faster and more!

Its remarkable efficiency is a result of this unique file system. Achieve unperceivable performance differences from files containing 300 to as many as 80,000 records or more. Design screens in minutes with Genscr, our full screen editor. And most important, APPLICATION 1 opens up the door to file sharing in update mode. Now.

Conserve precious disk space with variable length record and key indexes. With unlimited files, fields, records and 8087/80287 support, APPLICATION 1 has it all.

You can grow with us because we bring no limitation to your imagination and future requirements.

We've prepared a "Demonstration Kit" for Application 1. This includes complete documentation and demo disk. Order yours today for \$49.95 (US) which is refundable on the purchase of the \$595.00 (US) full version. Contact Logiquest at 514-397-9631.



LOGIQUEST

Logiquest Inc.
555 Dorchester West, Suite 1616
Montreal, Quebec, Canada H2Z 1B1
1-514-397-9631

Required:
PC DOS 2.1 and up
PC DOS 3.1 and up for networking
256k Ram.
IBM PC, XT, AT, and compatible
IBM Network Cards presently supported*

©APPLICATION 1 is a trademark of Logiquest Inc., Montreal. IBM, IBM Basic are products and trademarks of International Business Machines. Microsoft is a trademark of Microsoft Corporation.

messages received at its MIDI input to the IBM PC for storage. A single MIDI data stream transmitted to the IBM PC during the record process is referred to as a track. Each of the eight tracks is allotted a separate area of the IBM PC's memory for storage and for later playback. In playback mode, the MPU requests the transfer of track data for performance at the appropriate times.

Through the use of an internal clock, the MPU manages all timing and synchronization for the MIDI data stream. The MPU's internal clock rate controls the basic tempo for the record/playback process and can be varied between 8 and 250 beats per minute. In turn, each beat is subdivided into smaller units according to the value of an internal *time base*. The internal time base can be set to seven values, ranging from 48 to 192 divisions per beat. At initialization, the internal time base defaults to 120 divisions per beat. Therefore, for a tempo of 60 beats per minute, each division of the internal time base

would be equal to 1/120 of a second.

When the recording process begins, the MPU sets a *record counter*, used for timing of incoming MIDI messages, to 0. Thereafter, it increments the record counter by one for each count of the internal time base. The record counter is allowed to range in value from 0 to 239 (00 to EF [hexadecimal]) and can thus represent timing intervals in the range from 0 to 2 beats. When a MIDI message is received at the MPU's MIDI input, the current value of the record counter is copied and used as a prefix to the MIDI message to form a *track event*. The track event is then transmitted to the IBM PC and stored in the computer's memory. The record counter is then reset to 0 and the process is repeated for the next MIDI event. If the record counter reaches 239 before a MIDI message is received by the MPU, the counter is reset to 0 and a timing overflow indicator (F8 [hexadecimal]) is transmitted to the IBM PC indicating that no MIDI messages have been received during the preceding 240

counts of the internal time base (null MIDI event). Such a sequence of track events is referred to as a *track data stream*. With the addition of the relative timing values, the MIDI data stream above would be transmitted to the IBM PC as shown in figure 6.

Here the event times represent the sum of all preceding timing bytes in the MIDI event stream; for example, the sum of the timing bytes of the first three events (00+60+10) is 70 (hexadecimal), and the event time (0.93 second) represents the actual offset of the third event from the start of the MIDI event stream (70 [hexadecimal] = 112 [decimal], 112 ÷ 120 divisions per second = 0.93 second).

In playback mode, the MPU assigns a unique *play counter* to each active track. When the playback process is begun, the MPU requests a MIDI event for each active track. The timing value of the MIDI event is copied into the play counter for the track and the MIDI message is temporarily stored. The play counter is then decremented by one for each count of the internal time base. When the play counter reaches 0, the MIDI message is transmitted to the MIDI bus. The MPU then requests the next MIDI event for that track from the IBM PC and the process is repeated. A MIDI event stream received from the MPU in record mode can thus be sent unaltered to the MPU in playback mode for a faithful reproduction of the original sequence of MIDI messages.

The exchange of track events during the record and playback processes constitutes the bulk of the interactions between the MPU and the IBM PC. In addition to the track events, the MPU sends other *MPU messages* (see table 2) to the IBM PC indicating various conditions. The IBM PC, in turn, controls the actions of the MPU by sending *MPU commands* (see table 3). It should be emphasized that the tables represent only a small portion of the repertoire of commands and functions the MPU is capable of performing. A more complete picture of the MPU's capabilities is hinted at

(continued)

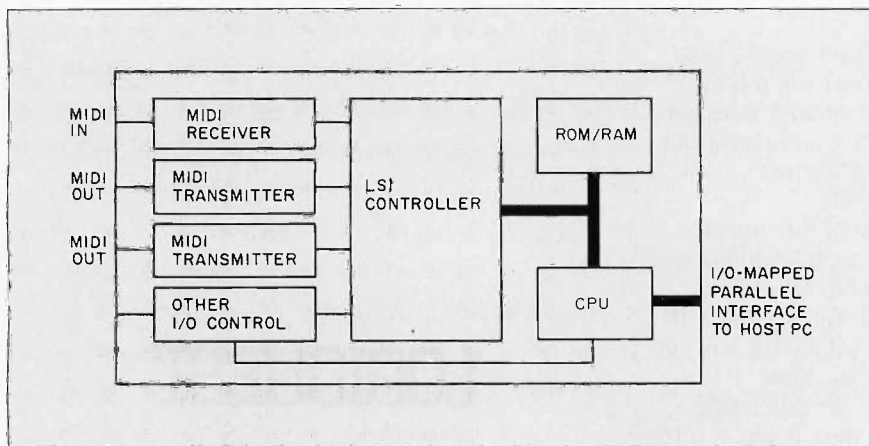


Figure 5: The Roland MPU-401 MIDI Processing Unit.

	1	2	3	4	5	6	7	8
TRACK EVENTS	00 90 20 50	60 20 00	10 21 60	80 21 00	F8	20 C0 04	40 90 30 65	A8 30 00
EVENT TIMES	0.00	0.80	0.93	2.00	4.00	4.26	4.80	6.20

Figure 6: A track data stream based on the MIDI data stream from figure 4 with the addition of relative timing values.

HERE AND WOW!

Announcing the Pick[®] System for the PC-AT.
It's at your authorized Pick dealer now. So
take a great idea and run with it. **PICK**
SYSTEMS

*The Pick System/PC-AT.
Take a Great Idea and Run With It.*

Pick Systems, 1691 Browning, Irvine, CA 92714 U.S.A. (714) 261-7425 Telex: 655420

in the section of my program labeled "MPU-401 Control Words."

One further note concerns the MPU's use of a simple handshaking scheme for synchronizing its communications with the IBM PC. When it sends an MPU message to the IBM PC, the MPU remains in a software loop until the entire message has been read by the IBM PC. The MPU

can accept no new commands or data from the IBM PC until it completes the message.

Without this condition the IBM PC could send a command to the MPU while the MPU was simultaneously sending a byte to the IBM PC (the first byte of an MPU message). The MPU would then expect the IBM PC to read this byte (as well as the rest of the

MPU message) while the IBM PC would want to send the rest of its command.

To prevent this situation from occurring, the MPU employs a command acknowledgement (ACK) character (FE [hexadecimal]). When the MPU accepts a command from the IBM PC, it transmits the ACK character, indicating that the IBM PC can now transmit succeeding data bytes (if any) associated with the MPU command.

MIDI MUSIC SYNTHESIZER

The music synthesizer used in our example has both a MIDI input and a MIDI output. It is connected to the MPU-401 by two cables, as shown in figure 7.

All notes played on the synthesizer's keyboard are transmitted to the MPU-401 through the synthesizer's MIDI output, and all notes received at the synthesizer's MIDI input are performed by the synthesizer as though they had actually been played on its keyboard.

THE FORTH ENVIRONMENT

My program, MPU401.PCF, is made up of a number of objects that work together in the FORTH environment to perform the functions of a MIDI recorder. The program's organization reflects FORTH's prohibition of forward references. Since FORTH compiles new programs into its workspace in a one-pass operation (in the same manner that it interprets keyboard input), MPU401.PCF is organized "bottom-up," with the more primitive definitions preceding those at higher levels.

At first glance, the listing appears similar to a standard 8088 assembly-language program, and, indeed, many of the traditional elements of assembly language are present. On closer examination, however, you may notice a number of differences that will seem strange if you are unfamiliar with FORTH programming conventions.

To begin with, FORTH's use of a stack for the passing of arguments and data among procedures (*words* in FORTH) requires you to use

Table 2: The MPU messages sent by the MPU to the computer to indicate various conditions. Note that the MIDI recorder program ignores the MPU commands F9, FC, FD, and FF. All message numbers are in hexadecimal.

MPU Message	Message Description	Comments
00-EF	Track event	In record mode, the first byte (timing byte) of a track event to be read by the host IBM PC
F0-F7	Track data request	In playback mode, the MPU requests the next track event for tracks 1 (F0) to 8 (F7)
F8	Timing overflow	The record counter has reached 240 during record mode
F9	Conductor data request	The MPU requests the next track event for the "Conductor" track
FC	All end	Indicates all tracks have finished playing in playback mode
FD	Clock to host	Clock tick to host (see MPU commands 94, 95, and E7)
FE	Command ACK	Acknowledgment that the MPU has received a command from the IBM PC
FF	System-exclusive message	MIDI system-exclusive message follows

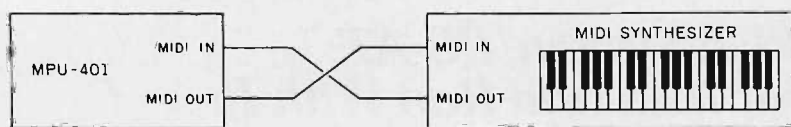


Figure 7: Interfacing the MPU-401 to a MIDI synthesizer.

reverse Polish notation to form executable FORTH statements. As a result, many FORTH programs appear to be "backward" to those accustomed to more traditional computer languages.

In FORTH, the key word CODE informs the FORTH compiler that the following statements, up to the word END-CODE, are to be compiled as code words using FORTH's built-in 8088 assembler. Ordinarily, code words end with the statement NEXT, allowing them to be used interactively with the FORTH interpreter in the same manner as other FORTH words. Code words intended for this kind of usage always end with the statement NEXT, rather than with a traditional return (RET) statement.

The MIDI recorder program uses two such code words, FREE__MEM and GET__MEM, which are intended for use as traditional FORTH words, receiving their inputs and returning their outputs on the FORTH stack. All other code words in the MIDI recorder program, however, are intended as objects of internal CALL statements and therefore contain RET statements, as would normal assembly-language subroutines. Regarding the calling of code words that contain RET statements, you must use a special sequence of instructions to ensure that you actually jump to the executable code (parameter field address) of the subroutine, skipping a pointer (code field address) FORTH places at the beginning of code words. This is accomplished by a statement of the form:

```
MPU__RECD >BODY CALL
```

The same convention applies to jump (JMP) statements. Those familiar with traditional 8088 assembly language should have little difficulty with the format of the FORTH code words.

Until recently, FORTH programs were customarily created using "screens," 1K-byte blocks of memory that could readily be displayed, edited, and stored in a small-computer environment. Today, many versions of FORTH offer the alternative

(continued)

Table 3: The MPU commands the computer uses to control the MPU.

Command Byte	Command Description	Comments
22	Start record process	The record counter is cleared and the recording process is begun.
11	Stop record process	
0A	Start playback process	Playback is begun for all active tracks as set by the SET__AC__TRK command.
05	Stop playback process	
2A	Start overdub process	The record and play processors are activated simultaneously.
15	Stop overdub process	
FF	Reset MPU-401	Reset the MPU-401 to the power-up defaults.
33	Disable MIDI Thru function	MIDI Thru function from MIDI In to MIDI Out is disabled.
86	Screen bender data	Bender (continuous) data is not transmitted to the host IBM PC.
87	Allow bender data	
8C	Disable measure end	Measure end marks are not sent to the host IBM PC.
8D	Enable measure end	
8E	Disable conductor track	The conductor function is disabled.
8F	Enable conductor track	
94	Disable clock to IBM PC	
95	Enable clock to IBM PC	
96	Screen system-exclusive data	MIDI system-exclusive data are not transmitted to the host IBM PC.
97	Allow system-exclusive data	
B8	Clear play counters	The play counters are cleared for all active tracks.
BA	Clear record counter	The record counter is cleared.
E0	Set tempo	The tempo is set to the value indicated by the following data byte to the MPU.
EC	Set active tracks	The active tracks for playback are set according to the following data byte.

of compiling FORTH source code from traditional text files. This alternative is provided by PC/FORTH through its INCLUDE statement. I created MPU401.PCF using a standard text editor and compiled it using the INCLUDE feature. The appearance and maintainability of the source code are greatly enhanced by the use of a text editor that allows you to create code segments and commentary of arbitrary length.

FORTH allows the free use of comments between a freestanding left parenthesis and a right parenthesis. I made liberal use of comments in the program listing to improve its readability and maintainability.

THE MIDI RECORDER PROGRAM

MPU401.PCF begins with the definition of the data structures (constants, variables, buffers, pointers, etc.) to be used by the various routines. Items such as the I/O port addresses for the MPU, the track size, and the number of tracks are defined as constants. Following are the definitions of five arrays to be used in the management of track data. For each track, T__SEG will contain a pointer to the segment of the 8088's memory-address space where the data for that track are stored. T__RPTR and T__PPTR will contain, for each track, a pointer to the offset (within the track's memory segment) of the next location to be

used for recording or playback of track events. T__RST is used to hold the current running status for each track, and T__NDAT stores the number of data bytes associated with the current running status of each track. The variable ACK__RCVD is used to coordinate the sending and receiving of MPU communications. PREV__IRQ2 is used to retain the previous contents of the IRQ2 vector for later restoration. REC__TRK contains the number (0-7) of the track currently being recorded. MPU__VEC is used by the IRQ2 interrupt routine to vector execution to the proper character handler, and MPU__VEC__RST contains the address of the routine that handles the first character of an MPU message, used to reset MPU__VEC after an MPU message has been processed.

The code definitions begin with two functions used to allocate memory outside the FORTH workspace. This memory will be used for the storage of track data in order to reserve memory within the FORTH workspace, which has a 64K-byte limit, for additional word definitions. Another benefit of this approach is that you can make your track-data buffers as large as you wish, subject only to the available memory and the 64K-byte limit imposed by 8088 segment addressing. FREE__MEM releases all of the IBM PC's unused memory for use

by other processes, returning the number of available memory paragraphs (16-byte sections) on the stack. GET__MEM is used to allocate memory from this available pool. It accepts as input the number of requested paragraphs and returns a pointer to the allocated memory (seg), the number of paragraphs actually allocated (n__alloc), and a PC DOS error code (0, if no error).

The next section contains definitions of routines used to send data and command output to the MPU. Each object in this section is defined both as a FORTH word and a callable assembler subroutine so that the function it performs will be usable in either application. Of particular note here is the manner in which the word !MPU__CMND, which sends a command to the MPU, utilizes the ACK__RCVD flag. Before a command is sent to the MPU, the flag is set to 0. After sending the command byte, !MPU__CMND waits in a loop until ACK__RCVD is set to a nonzero value by the routine MPU__MSG, which handles messages from the MPU.

Following the MPU output words are the routines that handle entry and exit from IRQ2 interrupts. When an IRQ2 interrupt occurs, execution is vectored to IRQ2__INT. IRQ2__INT saves all appropriate CPU registers, reads the character from the MPU data port, and then jumps to the MPU character handler pointed to by the vector MPU__VEC. After the character has been processed, IRQ2__INT__END is executed. It sends an end-of-interrupt (EOI) signal to the PC's 8259 interrupt processor, restores the CPU registers from the stack, and returns from the interrupt.

The next section includes the basic routines used in the recording and playback processes, MPU__RECD and MPU__PLAY. Following that is the MPU message interpreter, MPU__MSG, which processes the first character of all MPU messages. These routines constitute the core of the recording and playback process.

MPU messages (see table 2) consist of either a track event (to be recorded) or a single-byte message.

Interpret MPU Message

(note: the MPU character handler vector is initially set to the address of MPU__MSG to process the first character of an MPU message)

```
MPU__MSG:
begin
if command byte is MPU ACK then
    set command ack flag (ACK__RCVD) to signal command received
    jump to end-of-interrupt
else if command byte is a timing value then
    jump to track event recorder routine (MPU__RECD)
else if command byte is a play request
    jump to track event play routine (MPU__PLAY)
else
    jump to end-of-interrupt
end
```

Figure 8: The algorithm for the MPU message interpreter, MPU__MSG.

MPU_MSG is responsible for taking an appropriate action in response to the MPU message. The algorithm for MPU_MSG is shown in figure 8.

MPU_REC'D is responsible for the recording of track events received from the MPU (see the algorithm in figure 9). Track events (see figure 10) may be from 1 to 4 bytes in length. In the interrupt environment, you only receive one character at a time, and it is not possible to scan ahead in the input stream in order to make decisions about how to handle multibyte messages. MPU_REC'D solves this problem through the use of the MPU character handler vector, MPU_VEC. After a track-event character has been processed, MPU_VEC is set to the address of the routine that will handle the next character of the track event when the next interrupt occurs. After the entire track event has been processed, MPU_VEC is reset to the address of MPU_MSG in order to process the next MIDI message.

MPU_PLAY (see the algorithm in figure 11) is responsible for transmitting a track event to the MPU in response to a track-data request, the inverse of the operation performed by MPU_REC'D. Here, by contrast, execution vectors are unnecessary since you are transmitting to the MPU.

The remainder of the routines in the program listing are written as standard FORTH colon words, using the words and data defined in the preceding sections.

The interrupt control words are responsible for initializing the IRQ2 and MPU character handler vectors and for enabling or disabling the IRQ2 interrupt. They demonstrate the sequence of actions necessary for the proper activation and deactivation of prioritized interrupts (IRQ0-IRQ7) on the IBM PC.

The MPU control words consist of the standard MPU commands and the record/playback control words. MPU_INIT initializes the state of the MPU at start-up to the state that is required for proper interaction with the MIDI recorder program. MPU_ON and MPU_OFF are short words that are used to activate and deactivate

Record Track Event

```
(process timing value of track event)
MPU_REC'D:
begin
  record timing value for track event
  if not a null track event (timing overflow) then
    set MPU character handler vector to routine that will process
      the second character of the track event (MPU_REC'D_2)
  jump to end-of-interrupt
end

(process second character of track event)
MPU_REC'D_2:
begin
  if character is an MPU mark then
    record the mark
    reset MPU character handler vector to MPU_MSG
    jump to end of interrupt
  else
    set MPU character handler vector to routine that will process
      the data bytes of the track event (MPU_REC'D_3)
    compute and store the number of data bytes for the current running
      status of the track being recorded
    if character is not a status byte then
      jump to routine to process data bytes of the track
        event (MPU_REC'D_3)
    else
      store the new running status
      compute and store the number of data bytes for the new
        running status
      jump to end-of-interrupt
  end
end

(process data bytes of track event)
MPU_REC'D_3:
begin
  store data byte
  decrement count of data bytes for current track event
  if count is 0 then
    reset character handler vector to MPU_MSG
  jump to end-of-interrupt
end
```

Figure 9: The algorithm for the track event recorder, MPU_REC'D.

MPU communications.

The record/playback control words are at the highest level in the hierarchy of modules in the MIDI recorder program. They are the words that constitute the program's simple user interface. Once compiled into the FORTH dictionary, they can be executed interpretively from a keyboard or included in more sophisticated programs.

RESET_RPTR resets the record pointer for a given track to 0, in effect erasing the contents of the track (a nonzero record pointer always

points to the byte following the end of a track's data). RESET_PPTR resets a track's play pointer to 0 so that its track data will be performed from the start.

Before any track data can be recorded, you must allocate the memory to be used for track-data storage. RECORD_INIT invokes FREE_MEM and GET_MEM to obtain the necessary memory and stores pointers to the track buffers in the T_SEG array. It then loops to reset the record and play pointers for all

(continued)

tracks. Once MPU_ON and RECORD_INIT have been executed, you are ready to begin the recording and playback process.

RECORD is responsible for record-

ing a performance on a single track. When RECORD is used, the MPU does not request track data for performance on other tracks. Therefore, only the track being performed is

Recording and playing of track data goes on in the background,

so you can execute

other FORTH

commands as the

process continues.

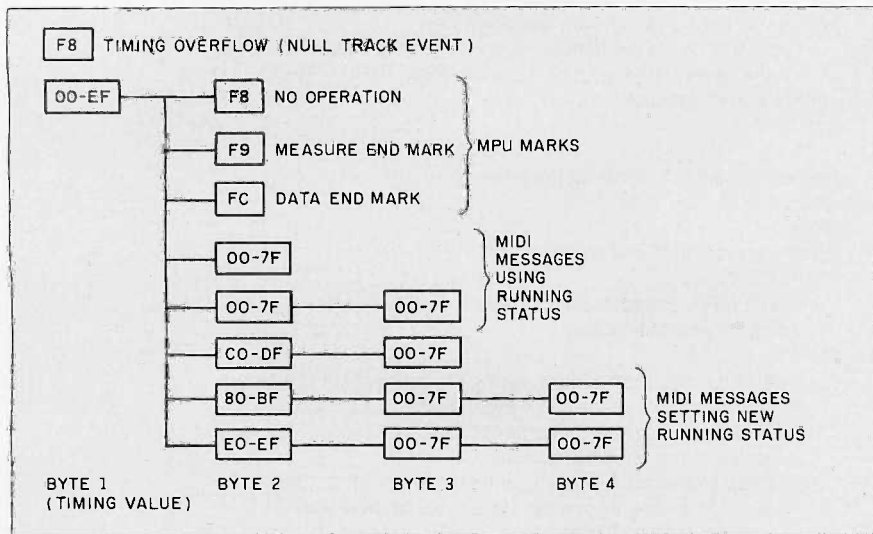


Figure 10: The format of track events received from the MPU. All track events are in hexadecimal.

heard. RECORD is invoked with the number (0-7) of the track to be recorded on the stack. The statement 0 RECORD starts the recording process and records data on track 0. As a consequence of the interrupt scheme, the actual recording and playing of track data is carried out in the background, allowing you to continue executing other FORTH commands while the process is in operation. The recording process is ended by the command RECORD_OFF.

OVERDUB functions similarly to RECORD, except that all other active tracks are played back while the overdub track is being recorded. Using OVERDUB, performances on the MIDI synthesizer can be "layered" on up to eight tracks.

The PLAY command simply plays back the track data for all active tracks. No track data is sent to the IBM PC by the MPU.

CONCLUSION

The MIDI recorder program provides a foundation for the development of an expanded programming vocabulary for the musical instrument digital interface. Although I have only touched the surface of issues pertinent to MIDI programming, the functions provided by MPU401.PCF constitute a useful and instructive introduction to this subject. In the near future, we can look forward to new developments in MIDI software that will greatly stimulate musical creativity. ■

```

Play Track Event

MPU_PLAY:
begin
if track buffer is empty then
    send data end to MPU (00,FC)
    jump to end-of-interrupt
read timing value from track buffer
send timing value to MPU
if timing value was overflow (F8) then
    jump to end-of-interrupt
if next character in track buffer is an MPU mark then
    read mark from track buffer
    send mark to MPU
    jump to end-of-interrupt
if next character in track buffer is a MIDI status byte then
    set running status for track to new status byte
    read status byte from track buffer
    send status byte to MPU
compute and store the number of data bytes for the current running status
repeat
    read next data byte from track buffer
    send data byte to MPU
    decrement count of data bytes for current running status
until count is 0
reset play pointer for track to reflect data played
jump to end-of-interrupt
    
```

Figure 11: The algorithm for the track event performer, MPU_PLAY.

The Business Modem that speaks for itself...

"My **VOICE MESSAGE** capabilities help you stay in touch . . . with complete privacy. Personal ID codes make sure the right message gets to the right person."

"My **VOICE MAIL** system means business . . . 24 hours a day, 7 days a week. I let you take orders or exchange information from any touch-tone telephone, anywhere in the world."

"I'm a true **BUSINESS MODEM**; handling both **VOICE** and **DATA**. I'm also 100% Hayes compatible, 300/1200 Baud and use most popular communications software."



"Every business with an **IBM PC, XT, AT** or compatible needs me. I can even run in **BACKGROUND MODE** while you use your PC for other tasks."

"My **TIME MANAGEMENT** system plans your business day. On-line features include a Voice Calendar, Alarm, Auto-Dial Phone Book, and much, much more!"

Talk to Watson Yourself.
Call **1-800-6WATSON**
(617-651-2186 in Massachusetts)
for a demonstration.

Watson

Voice + Data

Natural MicroSystems Corporation
6 Mercer Road, Natick, MA 01760 617-655-0700.

Inquiry 139

\$100 COUPON OFFER
Purchase Watson prior to November 30, 1985 and
receive coupons worth up to \$100.00.
See your dealer or call
1-800-6WATSON for details.

BUY HARDWARE AND SOFTWARE AT WHOLESALE + 8%, AND GET 14-30 DAY SOFTWARE RENTALS†...

Every few months, *The NETWORK* saves its members more than \$24,000,000 and processes over 100,000 orders.

Listed below are just a few of the over 20,000 products available at our EVERYDAY LOW PRICES!

The nation's largest corporations depend on PC NETWORK!

On our corporate roster are some of the nation's largest financial industrial and professional concerns including some of the most important names in the computer industry:

AT&T	<i>General Motors</i>
Barclays Bank	<i>Gillette</i>
Bell & Howell	<i>Hewlett Packard</i>
Citibank	<i>Hughes Aircraft</i>
Columbia University	<i>IBM</i>
Data General	<i>ITT</i>
Exxon	<i>Kodak</i>
Farm Bureau Insurance	<i>Multimate</i>
Frontier Airlines	<i>United Nations</i>
General Mills	<i>Yale University</i>
General Electric	<i>Veteran's Administration</i>

plus thousands of satisfied consulting firms, small businesses, user groups, municipalities, government agencies and valuable individuals ACROSS THE NATION! Their buyers know that purchasing or renting from PC NETWORK saves them time, money and trouble. They also count on us for product evaluation, professional consultation and the broadest spectrum of products and brands around.

CALL TOLL FREE 1-800-621-S-A-V-E

In Illinois call (312) 280-0002

Your Membership Validation Number: **B3XX**

You can validate your membership number and, if you wish, place your first money-saving order over the phone by using your VISA, MASTERCARD or AMERICAN EXPRESS. Our knowledgeable service consultants are on duty Mon.-Fri. 8 AM to 7 PM, SAT. 9 AM to 5 PM CST.

PERSONAL COMPUTER NETWORK
320 West Ohio
Chicago, Illinois 60610

Call now...Join the PC NETWORK and start saving today!

PC NETWORK • MEMBERSHIP APPLICATION

YES! Please enroll me as a member in the PC NETWORK™ and rush my catalog featuring thousands of computer products, all at just 8% above DEALER WHOLESALE PRICES. I will also periodically receive "THE PRINTOUT", a special up-date on merchandise at prices BELOW even those in my wholesale catalog, and all the other exclusive, money-saving services available to Members.

3XX

I am under no obligation to buy anything. My complete satisfaction is guaranteed. Please check (✓) all boxes that apply:

Basic Membership With 14 Days Rental

- One-year membership for \$8
- Two-year membership for \$15 (SAVE \$1)
- Business Software Rental Library for \$25 add'l. per year—with 14 day rentals
- Games Software Rental Library for \$10 add'l. per year

Special V.I.P. Membership* With 30 Days Rental.

- One-year membership for \$15
- Two-year membership for \$25 (SAVE \$5)
- BOTH Business and Game Software Rental Libraries for \$30 add'l. per year—with 30 day rentals
- *VIP members receive advance notice on limited quantity merchandise specials

Bill my credit card: VISA MasterCard American Express

Account Number:

Exp. Date mo. year

Check or money order enclosed for \$

Name

Address Apt. No.

City State Zip

Telephone ()

Please provide the following information to insure compatibility with your system (check all boxes that apply):

- APPLE //e APPLE //c APPLE //+ IBM-AT
- MACINTOSH LISA APPLE III IBM PC
- Other:

Signature

(Signature required to validate membership)

Copyright © 1985, PC NETWORK INC.

GAMES & EDUCATIONAL SOFTWARE

(Please add \$1 shipping and handling for each title ordered from below.)

	Wholesale	Wholesale	
Bluebash Chess (Your Toughest Opponent)	\$ 34.00*	Microsoft Flight Simulator	\$ 27.00*
Bluechip Millionaire/Oil Baron or Tycoon	28.25*	Mouse Systems PC Paint-Turn your PC into A Color Macintosh!	59.95*
Broderbund Lode Runner	19.75*	Scarborough Masterytype	27.00*
CBS Goren-Bridge Made Easy	45.00*	Sierra On-Line King's Quest	27.00*
CBS Mastering the SAT	81.00*	Sierra On-Line Crossfire	18.00*
CDEX Training for Word Star	37.25*	Sublogic Night Mission Pinball	20.00*
Comprehensive Intro to Personal Computing	32.00*	▶ Spinmaker Alphabet Zoo, Kinder Comp, Story Machine, Face Maker, Hey Diddle Diddle, Rhythms & Riddles	15.97*
Davidson Math Blaster, Word Attack!	26.50*	▶ Spinmaker Delta Drawing	24.97*
Hayes Sargon III	25.75*	▶ Spinmaker Most Amazing Thing	20.77*
Individual Professor DOS	32.50*	Virtual Combinatorics Micro Cookbook	21.00*
The Individual Instructor	24.50*		
▶ Infocom Zork I or Witness	20.50*		
▶ Infocom Deadline, or Suspended	27.00*		

BUSINESS SOFTWARE

(Please add \$2.50 shipping and handling for each title ordered from below.)

ATI How to use Multimate	\$ 42.00*	Micro Pro Wordstar 2000	\$222.00*
ATI How to use Microsoft Word	42.00*	▶ MicroRim RBase 5000	305.00*
ATI How to use Lotus 1-2-3	42.00*	Microsoft C Compiler	220.00*
▶ Ashton-Tate DBase III	330.00*	▶ Microsoft Word, Latest Version 2.0	205.00*
▶ Ashton-Tate Framework	330.00*	▶ Microsoft Multiplan	95.00*
▶ Borland Side Kick (Protected)	26.00*	Monogram Dollars & Sense	95.00*
Borland Turbo Pascal	25.75*	Mosaic The Twin	75.50*
Borland Turbo Pascal 808T	49.75*	▶ Multimate Multimate (Latest Version)	200.00*
Borland Superkey	34.75*	Multimate Multimate Advantage	195.00*
▶ Central Point Copy II PC	20.00*	Oasis The Word Plus	90.00*
Concept Instruments Desk Organizer	157.00*	Open Systems PIO Sales A/R INV G/L A/P Team Mgr.	310.00* ea.
Digital Research CP/M-86	49.00*	Power Base Power Base	197.00*
Digital Research DR Logo	75.00*	Real World G/L A/R A/P R/R or OE/INV	195.00*
COMPAQ DeskPro Backup System	25.00*	Rosesoft Prokey Version 4.0	70.00*
Digital Research Gem Draw	73.00*	Ryan McFarland RM COBOL (Dev. System)	520.00*
Enertronics Energraphics with Plotter Option	190.00*	▶ Samma Samma - Word Processor	340.00*
▶ Funk Software Sideways	34.00*	Satellite Software Word Perfect	125.00*
▶ Harvard Harvard Total Project Manager	1743.00*	Softcraft Fancy Fonts	125.00*
▶ Hayes Smartcom II—New VT 100 Emulator	68.00*	Softstyle SET-FX	35.00*
▶ Human Edge The Management Edge	137.50*	Software Arts TK Solver	200.00*
▶ Human Edge The Sales Edge	110.00*	Software Group Enable	195.00*
▶ Human Edge Mind Prober	25.50*	Software Publishing PFS: File, Write, Graph	68.00*
▶ Lifetree Volkswriter Deluxe	135.00*	Software Publishing PFS: Report	64.00*
MDBS Knowledgegram	225.00*	Sorcim SuperCalc III	189.00*
		Xanaro Ability	252.00*

HARDWARE

(Please add shipping and handling charges found in Italics next to price.)

COMPLETE SYSTEMS	MULTIFUNCTION CARDS	
Apple Macintosh Base System	▶ Apparat AT Ram Expansion card	210.00* (2.50)
Apple Apple IIc	▶ AST Six-Pack Plus with 64K	199.00* (2.50)
Apple Apple IIe	▶ AST II/O Plus II	120.00* (2.50)
ATI 81300 PC CPU2	▶ AST Advantage for AT	355.00* (2.50)
▶ 28K Floppy I Serial I Parallel	▶ Best Network 512K Memory Board w/OK	325.00* (2.50)
Columbia Desktop & Portable Systems	▶ PC Network Six-Pack Clone w/OK	99.00* (2.50)
▶ COMPAQ Hard Disk Portable	▶ Full Six Pack Features—Game Port Standard Direct Import from Taiwan at a Fabulous Price!	
▶ COMPAQ Hard Disk 1 Floppy, 256K	▶ 1 Year Warranty—Money back Guarantee	
▶ COMPAQ DeskPro Backup System	▶ PC Network IQ Plus II Clone	85.00* (2.50)
w/640K I Floppy I 10MB Hard Disk I 10MB Tape Drive/Monitor	▶ Ser/Parl Game/Clock Standard	
▶ IBM PC Base System 2D5DDI/FDC/256K	▶ Quadram Improved Quadboard W/OK	170.00* (2.50)
▶ IBM PC Graphics High Hard Disk	▶ Tecmar Captain Multifunction Card I/OK	146.00* (2.50)
▶ IBM PC AT All Config		
▶ IBM PC AT Base Unit—1.2 MB Floppy/256K		
▶ Texas Instruments Professional		

DISK DRIVES & CONTROLLERS

Imega Bernoulli Box Dual 10MB Drives	\$2,200.00* (47.52)
Maynard Mainstream System 20 w/CTLR	879.00* (18.99)
Portable 20MB Tape Backup System	
Panasonic Half Height DS/DD Drive Pair	145.00* (3.10)
▶ PC Network 10MB INTERNAL 1/2 Height	330.00* (7.13)
Autoboot Drive - New low price	
▶ PC Network 20MB INTERNAL 1/2 Height Drive—Drives by Tandon or Seagate	420.00* (9.07)
PC Network 10MB Tape Backup	
▶ PC Network 10MB Tape Backup System	495.00* (10.69)
Some Unit used in Campus's DeskPro!	
▶ PC Network 1/2 Height DS/DD Drive	69.00* (1.49)
▶ Tandon 1M 100-2 Full Height DS/DD Drive	93.00* (2.20)
Tallgrass 25MB External Hard Disk	2,375.00* (51.30)
w/16MB Tape Backup	
▶ Teac FS-55-B High Res DS/DD Drives	90.00* (1.94)
▶ Teac 1 2MB Half Height Disk Drive for AT	110.00* (2.40)

MEMORY CHIPS

All chips guaranteed for life.	
▶ 64K Memory Upgrade Kits (9 chips)	\$ 5.40* (1.03)
▶ 64K Dynamic Ram Chips (Each)	.80* (1.00)
▶ 256K Dynamic Ram Chips (Each)	3.00* (1.00)
▶ 128K AT Mother Board Chips (Each)	5.00* (1.00)

MODEMS

▶ Anheal Sinclair Express	\$ 205.00* (5.00)
Hayes Smartmodem 300	125.00* (5.00)
Hayes Smartmodem 2400	535.00* (5.00)
CATEST IN COMMUNICATION TECHNOLOGY!	
▶ Hayes Smartmodem 1200B with new Smartcom II VT 100 Emulator	317.00* (2.50)
Hayes Smartmodem 1200B Alone	265.00* (2.50)
Hayes Smartmodem 1200	355.00* (5.00)
Prometheus Propodem 1200	276.00* (5.00)
External 100% Hayes Compatible	
▶ U.S. Robotics Password	195.00* (4.00)
LOWEST PRICE 1200BPS Modem!	
▶ U.S. Robotics Courier 2400BPS Modem	450.00* (5.00)

MONITORS

Amdtek Video 300G Composite Graphics	\$ 110.00* (3.00)
Amdtek Video 300A Composite Amber	120.00* (3.00)
Amdtek Video 310A IBM Type Amber	130.00* (3.00)
Amdtek Color 300 (NEW!) Composite	215.00* (7.68)
Amdtek Color 600 (NEW!) High Res RGB	365.00* (8.83)
Amdtek Color 700 (NEW!) Ultra High Res	455.00* (9.83)
Amdtek Color 710 (NEW!) 700 w/Non Glare/Long Phosphor	485.00* (10.48)
Princeton LK-12 RGB Monitor	CALL
Princeton MAX-12E	CALL
Supports Either Mono or RGB Cards	
Princeton SR-12 Ultra High Res RGB	CALL
▶ Quadram Quadchrome II (NEW!) 640x200 RGB w/4" Screen	370.00* (8.21)
Black Phosphor Mask/IBM Case	
▶ Samsung 12" TTL IBM Type Amber	85.50* (5.00)
A great looking performance monochrome from the manufacturer of IBM's own color monitors!	
Taxan 440 Highest Res RGB (720x400)	495.00* (10.69)
Currently Available Works With Persyst Bob Card	
Zenith ZVM-123 Green High Res	76.00* (2.50)

VIDEO CARDS

Hercules Color Card w/Parallel Port	\$ 142.00* (2.50)
Hercules Monochrome Graphics Cards	265.00* (2.50)
Paradise New Modular Graphics Card	235.00* (2.50)
▶ PC Network Hercules Mono Card Clone	105.00* (2.50)
100% Hercules Compatible!	
▶ PC Network Color Card	80.00* (2.50)
▶ Perbit Bob Card Ultra High Res Color	299.00* (2.50)
Card with Mono Quality Text In Color	
▶ STB Graphics Plus II (NEW!) (Simultaneous Mono Graphics & Color)	199.00* (2.50)
STB The Chameleon Color & Mono Card	239.00* (2.50)
Runs Color Software in Monochrome with No Special Drivers!	

ACCESSORIES AND SUPPLIES

▶ Brand Name DS/DD Diskettes	\$ 8.95* (1.00)
Guaranteed for Life! (Not Generic)	
▶ DS/DD Bulk Pack Special	.79*ea.
Packaged in 50 with sleeves and labels	
Guaranteed for Life!	
▶ PC Network Replacement 130 Watt IBM-PC Power Supply—Gives your PC (Old or New) the same capacity as an XT. Good for add in tape drives (without need for a piggyback unit) and large capacity disk drives.	82.00* (2.70)
SMA PC Document: Keyboard Templates for 9.99* (1.00)	
Lotus/DBase/Multimate and others (Each)	
Soft DS/DD Diskettes	19.95* (1.00)
Sony AT High Density Diskettes	39.95* (1.00)
WP Printer Paper 2600 Sheets	17.00* (10.00)
Microline Perfs (invisible when torn)	

*PC NETWORK Members pay just 8% above the wholesale price, plus shipping. All prices reflect a 3% cash discount. Minimum shipping \$2.50 per order. International orders call for shipping & handling charges. Personal checks please allow 10 working days to clear.

†RENT BEFORE YOU BUY — Members are eligible to join The NETWORK's Business and Game Software Rental Libraries and evaluate products for a full 14 (Regular) or 30 (VIP) days to see if it meets your needs. And The NETWORK's rental charges are far less than other software rental services — JUST 20% OF THE MEMBER WHOLESALE PRICE. We feature over 1,000 available titles in IBM/Apple/MAC and CP/M Formats. Hardware prices highlighted by ► reflect recent major price reductions


COMPLETE SYSTEMS

(Optional local warranty service available in most major metro areas)

IBM PC BASE SYSTEM

IBM PC w/256K

Floppy Drive Controller
2 Double Sided Double
Density Disk Drives



\$1,495.02*

CALL FOR
LATEST IBM
ANNOUNCEMENTS

IBM PC HARD DISK SYSTEM

IBM PC w/256K

Floppy Drive Controller
1 Double Sided Double
Density Disk Drive
Half Height 10MB
Disk Subsystem

\$1,749.00*

CUSTOM
CONFIGURATIONS
WELCOME

COMPAQ™

PORTABLE HARD DISK SYSTEM

w/256K/1 Floppy/Hard Disk



\$2,235.00* w/10MB

\$2,369.00* w/20MB

DESKPRO SYSTEM WITH TAPE BACKUP

640K CPU/1 Floppy/Hard Disk
10MB Tape Drive/Monitor



\$2,951.94* w/10 MB

\$3,151.94* w/20MB

Wholesale Prices Change Rapidly...if you ever see a lower price advertised anywhere please call! You will find the Network's Price will always be the best!

64K IBM PC MEMORY EXPANSION KITS

Quantity Discounts Available.
Guaranteed for Life!



Quantity of 100 Sets
\$3.96* per set

Set of 9 Chips
\$5.40*

BRAND NAME DISKETTES

DS/DD Box of 10 Guaranteed for Life! Not Generic

\$8.95*

DS/DD Bulk Pack Special

Packaged in 50 Guaranteed for Life!

Each **.79***

1/2 HEIGHT DS/DD DISK DRIVES



The Network buys direct and makes fantastic deals with manufacturers like Tandon/CDC/Shugart/Qume/TEAC/Hi-Tech and others to bring you fantastic prices on Name Brand drives for your PC/AT/XT/jr/or Compatible.


\$69.00*

Quantity Discounts Available

INTERNAL PC HARD DISK

Low Power/Automatic Boot. Works on standard PC's and Compatibles. Includes drive/controller/cables/mounting hardware and instructions.

Full one year warranty!



10MB
\$330.00*

20MB
\$420.00*

Quantity Discounts Available

Lotus™

\$265.00*

MultiMate™

Professional
Word Processor
\$200.00*

PC NETWORK

... WITH THESE 15 UNIQUE BENEFITS

1 COST + 8% PRICING—The NETWORK purchases millions of dollars in merchandise each month. You benefit in receiving the lowest price available and all at just 8% above published dealer wholesale price.

2 OUR 600 PAGE WHOLESALE CATALOG—Members receive our 600 page wholesale catalog containing over 20,000 hardware and software products for the IBM PC, APPLE and over 50 other popular computer systems. **THE NETWORK'S CATALOG IS THE LARGEST SINGLE COMPILATION OF PERSONAL COMPUTER PRODUCTS AVAILABLE TODAY. NOW UPDATED QUARTERLY!**

3 IN-STOCK INSURED FAST HOME DELIVERY—The NETWORK maintains a giant multi-million dollar inventory of most popular products, allowing us to ship many orders from stock. Non-stock items are typically maintained in local warehouses just days away from The NETWORK and YOU. We pay all insurance expenses on your shipment. **EMERGENCY OVERNIGHT SERVICE IS AVAILABLE ON REQUEST.**

4 10 DAY RETURN POLICY—If you are not satisfied, for any reason with any hardware component purchased from The NETWORK within 10 days of receipt, we will refund your entire purchase (less shipping) with no questions asked.

5 MEMBERSHIP SATISFACTION GUARANTEE—If for any reason you are not satisfied with your membership within 30 days, we will refund your dues IN FULL.

6 EXPERIENCED CONSULTANTS—The NETWORK hires consultants, not order takers, to aid you in product selection. Our consulting staff possesses in excess of 150 man years of personal computer product experience. **We back our consultants with our money back guarantee: IF ANY PRODUCT RECOMMENDED BY OUR CONSULTING STAFF FAILS TO PERFORM AS PROMISED—WE WILL TAKE IT BACK AT OUR EXPENSE FOR A 100% REFUND.**

7 FREE TECHNICAL SUPPORT—The NETWORK supports every product it sells. Our qualified TECH-SUPPORT staff will help you assemble your system, interpret vendor documentation and get your software and hardware to work. **WE WILL GIVE YOU ALL THE HELP YOU NEED, WHEN YOU NEED IT—FREE!**

8 OPTIONAL BUSINESS RENTAL LIBRARY—All members can join our BUSINESS RENTAL LIBRARY featuring over 1000 available titles for just \$25 PER YEAR above the base membership fee. This entitles you to rent business software AT JUST 20% OF THE DISCOUNT PRICE FOR A 14 DAY PERIOD. If you decide to keep the software, the entire rental fee is deducted from the purchase price. **VIP MEMBERS GET A FULL 30 DAYS for just \$30 above the V.I.P. base fee. This also includes the game library privileges for a \$5 combination savings.**

9 OPTIONAL GAME SOFTWARE RENTAL LIBRARY—The Game Rental library is available to members for just \$10 PER YEAR and permits evaluation (or just enjoyment) of any game or educational software product as above.

10 SPECIAL SAVINGS BULLETINS—THE PRINTOUT—Issued Quarterly at no charge to Network members only! The Printout contains all the New Product listings and price changes you need to keep your Catalog up to date. Also, we buy excess dealer inventories, and store bankruptcy closeouts, which we turn around and make available to our members at fantastic savings via THE PRINTOUT.

11 DISCOUNT BOOK LIBRARY—Working with numerous publishers and distributors, The NETWORK has assembled a library of over 1000 computer related books and manuals at savings of up to 75% from the normal store price.

12 MEMBERSHIP REFERRAL BONUS—Our most valuable source of new members is you! To date almost 40% of our members have been referred by word of mouth from other satisfied members. For those of you who refer new members, The NETWORK will credit a cash bonus to your account applicable to any future purchase.

13 CORPORATE ACCOUNT PROGRAM—Almost 50% of The NETWORK's members are corporate buyers and users (see opposite page left). The NETWORK can establish open account status and assign designated account managers to expedite orders, and coordinate multiple location shipments.

14 QUANTITY DISCOUNTS—For large corporations, clubs, and repeat or quantity buyers The NETWORK can extend additional single order discounts, when available to us from our manufacturers and distributors.

15 PRICE PROTECTION—The PC Industry is crazy! Prices change not yearly or monthly or even weekly but often day by day! These changes are sometimes up but are mostly down!!! **THE NETWORK GUARANTEES THAT IN THE EVENT OF A PRODUCT PRICE REDUCTION, BETWEEN THE TIME YOU PLACE YOUR ORDER AND THE TIME THE PRODUCT SHIPS YOU WILL ONLY PAY THE LOWER AMOUNT!!**

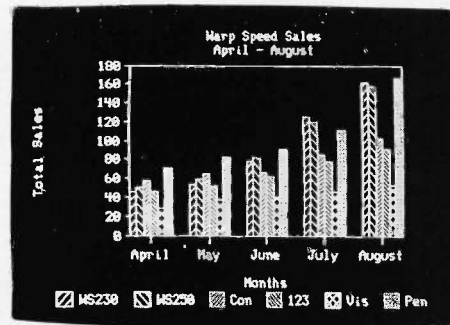
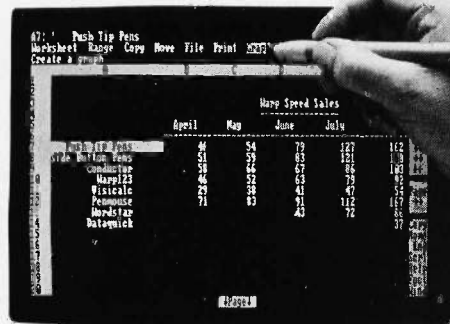

*Members pay 8% above this wholesale price plus shipping.

CALL TOLL FREE 1-800-621-S-A-V-E (orders and memberships)

In Illinois call (312) 280-0002 Validation code: B3XX

TM—Registered trademark of IBM and COMPAQ

The Warp Speed™ Light Pen. Works As Fast As You Think.

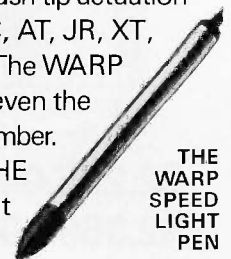


First there was the keyboard. Then there was the mouse. Now the most powerful and versatile input device is the WARP SPEED LIGHT PEN with its powerful CONTROLLER software. What once required many keystrokes or taking your mouse for a walk, now occurs with the touch of a pen.

Instant Compatibility

Instantly you're working faster. Simply plug the WARP SPEED LIGHT PEN into the light pen port on your monitor adapter card. The WARP SPEED LIGHT PEN with the push tip actuation switch is completely compatible with the IBM PC, AT, JR, XT, and almost all IBM compatibles and clones. The WARP SPEED LIGHT PEN works on all screens, even the difficult IBM P-39 green and Amdek 310 Amber.

For additional speed and less fatigue, THE WARP SPEED LIGHT PEN'S lightweight Aluminum design is the lightest ever.



THE
WARP
SPEED
LIGHT
PEN

The Fastest Draw In The West

Run circles around the mouse with the new converter program PENMOUSE. It converts all Mouse operated software to light pen control. So now the light pen has more software applications than the mouse, including PC Paintbrush, PC Draw and Autocad. And it's only \$69.99. Not copy protected.

Free Software and One Year Warranty

The WARP SPEED LIGHT PEN comes complete with its powerful CONTROLLER software and a full one year warranty. You can add even more versatility with driver programs for LOTUS 123, SYMPHONY, WORDSTAR, GEM or design a custom program with help from our expert staff of programmers.

The chance to work almost as fast as you think waits for you at your local dealer. Grab it.

To order direct call

1-800-874-4315

(In California 1-800-826-1563)

WARP SPEED LIGHT PEN \$199.99

Includes free CONTROLLER software. A complete file management system.

CONDUCTOR 2.0 NEW VERSION \$79.99

Enhancements and Light Pen Controller for all versions of Lotus 123 and Symphony.

PENMOUSE \$69.99

Converts all mouse software to Light Pen control.

GEMLIGHT \$69.99

A Light Pen controller and enhancement driver for GEM.

WARPSTAR \$69.99

A Light Pen controller and enhancement driver for WORDSTAR.

All software not copy protected.



SPEED FOR THOUGHT

WARP SPEED COMPUTER PRODUCTS

5555 Inglewood Blvd.

Los Angeles, CA 90230

Inquiry 212 for End-Users. Inquiry 213 for DEALERS ONLY

© Copyright 1985, Warp Speed Computer Products Inc. Los Angeles, CA. All rights reserved. Warp Speed, Light Pen Controller and Penmouse are Trademarks of Warp Speed Computer Products Inc.

WARP SPEED, LIGHT PEN CONTROLLER and PENMOUSE are Trademarks of WARP SPEED Computer Products Inc. All other trademarks used in this advertisement are hereby acknowledged as rights of their respective owners.

CIRCUIT DESIGN WITH LOTUS 1-2-3

Use the famous spreadsheet to design circuits
and print out schematics



BY JOHN L. HAYNES

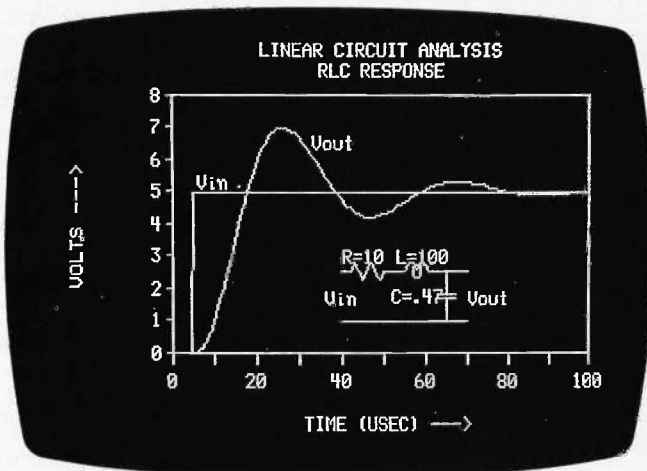
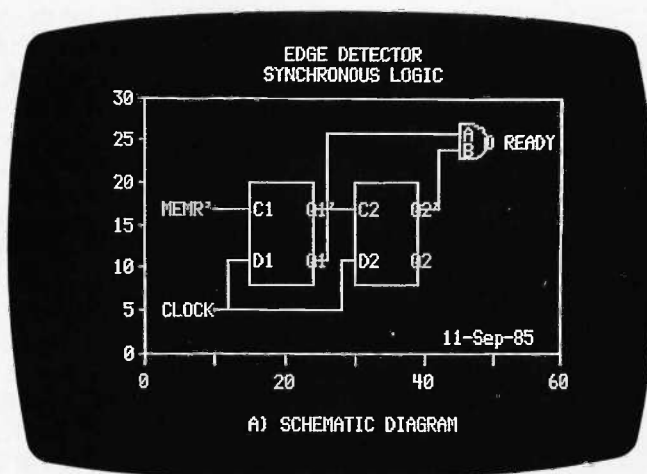
SPREADSHEETS, especially those with graphics, are not just for business applications; they can be of great help to circuit designers or anyone else designing systems that can be described by equations.

As an example, let's take a look at the application of one spreadsheet, Lotus 1-2-3, to one technical problem, electronic circuit design and analysis. We'll look at both digital and linear circuits.

DIGITAL CIRCUITS

Digital circuits are built from logic building blocks—inverters, NAND gates, flip-flops, etc. We can simulate each of these components with the equations in a cell of a spreadsheet, using the spreadsheet's built-in logical operators shown in figure 1. For instance, in the spreadsheet portion of Lotus 1-2-3, the equivalent of an inverter is the operator #NOT#, structured as #NOT#(A=1). This structure means the state of the operator #NOT# is not true, or equal to a logical 0, if the state in the parentheses is true. This is equivalent to the output of an inverter circuit whose input is A. Similarly, the model of a NAND gate, #NOT#(A=1#AND#B=1), is not true if input A and input B are both true.

The flip-flop is a bit more complex,



since its output depends not only on its input conditions but on the transition of a clock pulse. For simplicity, let's assume that there is a narrow clock pulse that triggers the flip-flop whenever the clock pulse is true—in other words, whenever its logic state is a logical 1. The Q output remains in its present state until the clock is true; it then assumes the state of the input D. The Q' output is the

logical opposite of Q.

These actions are easily simulated using the logical @IF function. It is structured as @IF(A,B,C) and means IF A THEN B ELSE C. That is, if the logical condition of A is true, then the function equals B. Otherwise, the function equals C. Setting the variables as @IF(C=1, D,Q), we can interpret the state of the function as: If the clock C is true, the state is equal to D; otherwise, it remains Q. The Q' output is handled with the #NOT# operator.

Given the ability to simulate logic components with spreadsheet functions and operators, let's now look at how we can use this technique to build a simple digital circuit. The synchronizing circuit of figure 2 is a commonly encountered arrangement. Known variously as an edge detector, a synchronizing circuit, and a digital differentiator, it develops a pulse one clock period long when an external,

(continued)

John L. Haynes is associate director of the Becton Dickinson Research Center, Research Triangle Park, NC 27514. He has been "active in the R&D of computers since the vacuum-tube days (64 bytes of RAM!)." He has spent the last 18 years in health-care product development. His interests are photography, running, computers, and his new grandchild.

Table 1: These are the named ranges in the worksheet of figure 3. Naming the ranges for the variables makes the equations in range K6..K11 easier to follow and understand.

Named Range	Cell
CLOCK	K6
MEMR'	J7
QQ1	J8
QQ1'	J9
QQ2	J10
READY	J11

asynchronous event occurs. In this case, it is configured to give a negative pulse, synchronized with the clock, whenever the MEMR' input goes negative. (In a microprocessor circuit, MEMR' might be a Memory Read signal.)

The edge-detector circuit (see the text box "Schematics on Lotus 1-2-3" on page 146 for an explanation of how the circuit was drawn) uses two D flip-flops and a NAND gate. Starting at the left side, we need to describe the input signals for MEMR' and CLOCK, use them as inputs for the first flip-flop, and then take the flip-flop's output to the second flip-flop until we reach the output of the NAND gate in the upper right. The spreadsheet to accomplish this is shown in figure 3. It is laid out in two major sections, Variables and Plot Values.

The equations for each of the outputs of the logic components of figure 2 are displayed in text format in column K of the Variables section. The cell at K8 gives the output equation for Q1. The formula used is that of the D-type flip-flop component described in figure 1, modified to show that the D1 input value is MEMR'. This has the effect of specifying the circuit connection from MEMR' to D1.

For clarity, the variables in the formulas in column K refer to signal names, that is, cell names, rather than cell coordinates. The names used in the formulas are shown in table 1 (you input them using the commands /RANGE, NAME, CREATE). Note that all the named ranges are in column J, with the exception of the CLOCK signal, which is in column K. This makes the state of the outputs in column K dependent on the values in the preceding column, J. Column J holds the initial values for each independent state. The flip-flop names used in the formulas are QQx rather than Qx to avoid confusion with column Q cells.

The formulas in cell range K6..K11 have been copied into L6..BM6. This creates a series of logic states that can be interpreted as the time sequence of states for each variable.

The two input signals are not

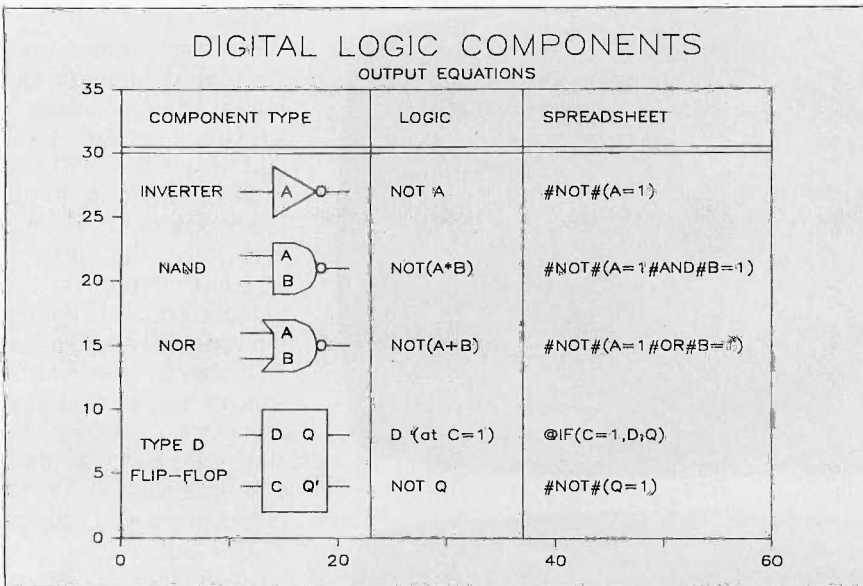


Figure 1: Logic components simulated by Lotus 1-2-3.

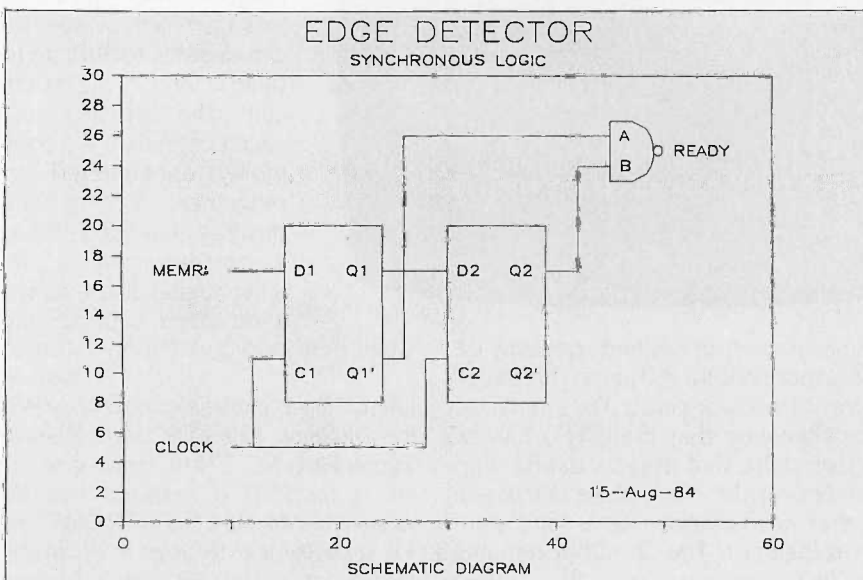


Figure 2: Edge-detector schematic drawn by Lotus 1-2-3.

created by the logic components of our circuit but must be specified by us. The initial value of MEMR', in cell J7, is set to 1. Each succeeding cell in row 7 is a 1 until cell AA7, which has been set to 0. That value continues for the rest of the row.

The CLOCK signal is a little trickier. Its formula, in K6, is set to repeat the value of the cell A6, which is 10 columns back. Repeated along the whole row, this makes each clock state dependent on the state 10 cells back. This gives a series of zeros in cells L6 to S6, as each cell looks back to a zero-containing cell 10 columns back. At cell T6, however, things change; it looks back at the initial value in cell J6, which is set to @TRUE, so T6 is a 1. This sequence repeats each 10 columns. The next positive clock pulse is in AD6.

Looking now at the logic states of the logic components, as represented by rows 8 to 11, we see that the outputs remain the same at each column until the clock signal is positive, as in column AD. Then the outputs of flip-flop Q1 change state as MEMR' is strobed into it. (No change happened at the clock signal in column T because Q1 was already in the same state as MEMR'.) While very useful, the sequence of 1s and 0s is not near-

ly as satisfying as a graph.

To plot the results of the logic states, we need to stack them one above the other for clarity, as in figure 4. This is the function of the Plot Values section. The logic state of the CLOCK in cell L6 is added to the offset in cell A17 and placed in cell L17. The formula in L17, +L6+\$A17, is copied to the entire region from L17..BM17. As a result, each logic state is added to its appropriate offset and placed in the Plot Values region. When the formula is copied into L18, the copy logic of 1-2-3 will make the cell formulas relative, so the formula in L18 becomes +L7+\$A18, and the MEMR' logic state is added to its associated offset value of 9. The \$A notation means that the column reference is absolute rather than relative; this ensures that when the formula is copied into succeeding columns it continues to use the offset values of column A. The six output states are now ready to be plotted as graphs A to F. The graph type chosen is Line, formatted as Line Only.

To plot the results, we must assign regions for each graph. Let's start by concentrating on the first line of the plot, the CLOCK signal, plotted as graph A. The region assigned to graph A is the entire row 17,

A17..BM17, a total of 66 columns. The Line mode of 1-2-3 plots that as follows: The horizontal axis is divided into 66 equal segments, and the value of each cell is plotted at the appropriate vertical location. In Line Only format, only points in adjacent columns are plotted. Isolated points are not plotted.

These features determine the look of the graph of the CLOCK signal. There are no adjacent nonblank cells until column L, so the graph doesn't start to plot until the twelfth horizontal tick mark. That leaves a blank beginning space for the label.

The label is inserted using the Data-Label facility of 1-2-3. Selecting graph A, we assign the range as cell A6, aligned right. This will print the label "CLOCK" in cell A6, to the right of the value in cell A17.

Each of the remaining five graphs is plotted and labeled the same way. The names of A6..A11 also serve as the labels for each graph; the offsets of A17..A22 serve to locate the labels. The columns B to I serve two functions: They provide the space at the start of the graph for the label and allow the CLOCK formula in K6 to look 10 columns back to set up the clock.

(continued)

	A	BCDEFGHI	J	K	L	M	N	O	P	Q	R	S	T	U	V	W	X	Y	Z	AA	AB	AC	AD	AE	AF	AG	AH	AI
2	----- VARIABLES -----																											
3		INITIAL																										
4	NAME	VALUES	FORMULAS	LOGIC STATE VS TIME ---->																								
5	-----																											
6	CLOCK	@TRUE	+A6	0	0	0	0	0	0	0	0	1	0	0	0	0	0	0	0	0	0	0	0	1	0	0	0	0
7	MEMR'	@TRUE	+MEMR'	1	1	1	1	1	1	1	1	1	1	1	1	1	1	1	1	1	1	1	0	0	0	0	0	0
8	Q1	@TRUE	@IF(CLOCK=1, MEMR', Q1)	1	1	1	1	1	1	1	1	1	1	1	1	1	1	1	1	1	1	1	0	0	0	0	0	0
9	Q1'		#NOT#(Q1=1)	0	0	0	0	0	0	0	0	0	0	0	0	0	0	0	0	0	0	0	0	1	1	1	1	1
10	Q2	@TRUE	@IF(CLOCK=1, Q1, Q2)	1	1	1	1	1	1	1	1	1	1	1	1	1	1	1	1	1	1	1	1	1	1	1	1	1
11	READY		#NOT#(Q1'=1#AND#Q2=1)	1	1	1	1	1	1	1	1	1	1	1	1	1	1	1	1	1	1	1	1	0	0	0	0	0
12	----- PLOT VALUES -----																											
13		OFFSET	GRAPH:	PLOT VALUE VS TIME ---->																								
14	-----																											
15	11	A:		11	11	11	11	11	11	11	11	12	11	11	11	11	11	11	11	11	11	11	12	11	11	11	11	11
16	9	B:		10	10	10	10	10	10	10	10	10	10	10	10	10	10	10	10	10	10	10	9	9	9	9	9	9
17	7	C:		8	8	8	8	8	8	8	8	8	8	8	8	8	8	8	8	8	8	8	8	8	8	8	8	8
18	5	D:		5	5	5	5	5	5	5	5	5	5	5	5	5	5	5	5	5	5	5	5	6	6	6	6	6
19	3	E:		4	4	4	4	4	4	4	4	4	4	4	4	4	4	4	4	4	4	4	4	4	4	4	4	4
20	1	F:		2	2	2	2	2	2	2	2	2	2	2	2	2	2	2	2	2	2	2	2	2	2	2	2	2
21																												
22																												

Figure 3: Spreadsheet to analyze edge-detector circuit.

SCHEMATICS ON LOTUS 1-2-3

A very crisp, professional-looking schematic can be drawn by using the graphics mode of a spreadsheet. The results in figure 2 speak for themselves. Chances are you've never considered using Lotus 1-2-3 to draw a schematic. So how is it done? Just a simple XY graph, drawing lines from point to point.

What's the secret? Lotus draws no line if a point is missing in a range; this allows us to put blanks between groups of data to draw numerous unconnected components. We can then interconnect them at will, using additional groups of data to draw the connections.

The spreadsheet in figure 10 contains the data to draw figure 2. It's organized in two groups; the first, A1..I38, handles the components and their labeling. It is shown in the left column of the figure. The group on the right, A40..I75, handles the interconnections and completes the labeling.

STEP 1: DRAW THE COMPONENTS

The seven pairs of numbers in the range B6..D12 define the first flip-flop, FF1. The pair (15,8) is the lower left-hand corner of FF1. The next five pairs of numbers define the four corners and mark the two input ports. The last pair (15,8) closes the box back at the starting point. If components are used more than once, you may want to generate a component primitive table as in figure 11. The shapes can then be copied to the desired location by adding the appropriate offset to the X and Y values.

The next group, in range B14..D20, defines FF2 in the same way. The last group, in range B22..D37, outlines the NAND gate. The curved outline requires far more points than the rectangle of the flip-flops. The isolated point at (48,25) will provide the label to put an O on the NAND output to provide the little circle that signals that it is an inverting output. Using the O saves drawing another 8 to 10 points to draw a circle.

Defining the graph type as XY, set the X graph range to B6..B37. Set the A range to D6..D37. Set the scale manually to get a 30 by 60 plot.

STEP 2: ADD THE INTERCONNECTING LINES

The data in the right-hand group B45..D68 defines the connections. Each connection is labeled for function in the Comments column. To plot the interconnects, extend the X and A ranges to include their data; the X range is now B6..B68, and the A range is D6..D68.

STEP 3: ADD THE LABELS AND THE DATESTAMP

Extend the X and A ranges down to include rows 69 to 74 and pick up the date stamp and input signal label points. Then use the Data-Label option to define a label range for graph range A. This is the set of labels in column E. So the label range is set to E6..E74. Select location Right from the menu when defining the data labels to put the labels to the right of the selected points.

The label will plot about one character to the right of the plotted point in graph range A. Notice how nicely this puts the little circle on the NAND gate. The date in cell E70 is a @TODAY function, so it keeps the data sheet and schematic up to date automatically as changes are made and saved.

Use the Titles option to set up your titles at the top and bottom, and the graph of figure 2 results.

All the figures in this article were done using Lotus 1-2-3.

The resulting graph of figure 4 is very easy to follow. It's now clear how the circuit works to put out a synchronized pulse when MEMR' goes negative. The next CLOCK signal (the second pulse of our figure) strobes the logical zero state into Q1, driving Q1' positive. Since Q2 is unaffected at this clock time, its output is still a logical one. With both inputs of the NAND gate now positive, its output goes negative, starting the READY signal pulse. The next CLOCK pulse strobes the logical zero output of Q1 into flip-flop Q2, sending its output to zero. This pulls the B input of the NAND to ground, sending its output positive and terminating the READY signal. It's clear that the READY signal will be exactly one clock period long, synchronized with the CLOCK signal.

The circuit of figure 2 is a good example of the power of a spreadsheet program to diagram a digital circuit, analyze it, and plot the results. If the results aren't what you want, it's easy to change the design. For example, what if the input for the NAND gate is taken from the opposite outputs of the flip-flops?

LINEAR CIRCUITS

The analysis of transient effects and frequency response in linear circuits can also be modeled very effectively using spreadsheets. The added graphics of Lotus 1-2-3 can show the resulting waveforms at the press of a key, allowing an interactive modification of the circuit to get the desired response.

No differential equations need be solved, no integrals evaluated. All that is necessary is to model the incremental changes that occur in a brief time period.


The three important linear circuit elements—resistors, capacitors, and inductors—are modeled in figure 5. As in the digital case, we can set up equations that describe the behavior of the elements; those equations can then be modeled in the equations of a spreadsheet cell.

The simplest linear element is the resistor, whose behavior is described by Ohm's law: The ratio of voltage to

(continued)

Technical Bulletin

No. 2 in a series.



SUBJECT: Engineering a LAN for Maximum Flexibility.

Quantum Software Systems Ltd. proudly announces QNX 2.0 — the Ultimate Distributed Network Operating System. QNX 2.0 is now available for the IBM-PC, IBM-AT, PC compatibles, DEC Rainbow and TANDY 2000. If you have been waiting for a Real-time Multi-tasking Multi-user Operating system with fourth generation LAN support, then QNX 2.0 can offer you today what the competition can't even begin to promise for the future.

QNX 2.0 integrates the Local Area Network architecture right into the heart of the operating system, at the fundamental level of intertask communication allowing tasks to communicate transparently with other tasks across the whole network. This means that any task (program/application) may access ANY serial port, ANY printer or ANY disk on the network. There are no artificial restrictions. Every PC with a disk is a potential file server. PCs without disks will automatically BOOT over the network.

QNX on the IBM-PC AT:

QNX is the first Multi-tasking Multi-user Operating system available for the AT. It is available in both networked and single machine configurations. At about 2.5 times faster than the QNX 8088 PC based systems, and 10 times faster than other multi-tasking operating systems on the same processor, QNX is the ideal program development environment.

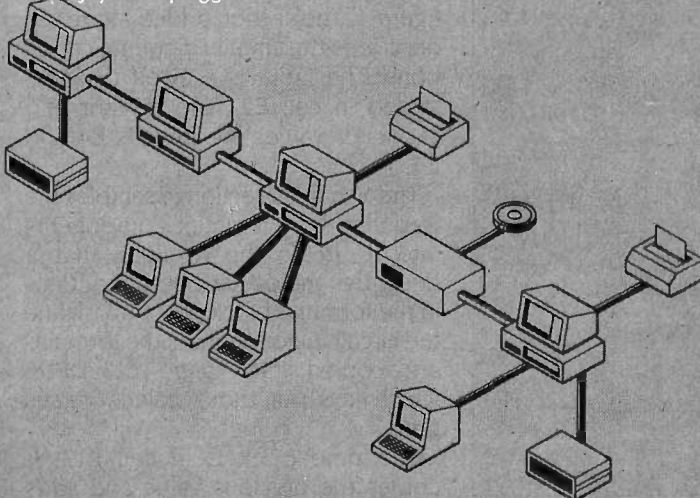
O/S	Computer	Processor	Measured time
QNX™	IBM-PC AT	80286	480 usec
XENIX™	Intel-286	80286	4,930 usec

File Security:

Designed with extensive file security features, QNX 2.0 provides login protection with network wide file permission checking based on 255 groups of 255 users. In addition, each PC user may control network access to devices attached locally to their machine.

Distributed Processing:

The QNX LAN supports distributed processing as well as distributed devices. Tasks may be executed on remote stations as easily as they may be executed on the local work station. This allows pure processing elements (PCs without keyboards or displays) to be plugged into the network to be used as an



un-committed processing resource. This is ideal for real-time, process control, data acquisition and data communication applications.

Global Communications:

QNX supports a full implementation of X.25 allowing connection to public networks such as Telenet and Datapac. This allows you to link geographically separate LANs together providing true global area networking.

Cost Effective Growth and Flexible Solutions:

QNX is affordable, and will work with the PCs you use today and those you will use tomorrow. You may mix and match different brand PCs on the same QNX network with absolute ease. Multi-user expansion may be accomplished by adding terminals to PCs or PCs to the network. You can start your multi-user application on a single PC with 1 to 10 attached terminals. Once your single processor starts to show signs of degradation, add another PC and connect terminals to the new processor. If the disk becomes the major bottleneck, you may add hard disks to other attached PCs to distribute the processing. Applications which are very CPU intensive may wish to limit a single user to each processor and expand the system with low cost diskless PCs used as work stations. QNX does offer a truly cost effective and flexible solution to your applications needs.

Portability:

QNX 2.0 is portable. The operating system is independent of the physical local area network. It is available in a form suitable for porting to other 8088/8086/80186/80286 computers in the consumer, educational and industrial market place. QNX is ROMable and can operate in as little as 128Kb RAM.

DOS Compatibility:

PC-DOS version 2.1 can run as a task under the QNX 1.2 or 2.0 operating systems. QNX will also allow transparent access to the DOS file system partition and floppies.

QNX Products:

QNX Operating System	PC-DOS Emulator
Full Screen Multi-terminal Editor	Electronic Mail
Extended Utilities	Electronic Teleconferencing
C Compiler & 8086 Assembler	Full Screen Menu Developer
Basic Compiler	Isam File Utility
Qbol.(dibol) Compiler	Networking Board
Text Processor	OEM Customization Kit
Real Time Spelling Checker	(to port QNX)

Established:

Quantum sold over 10,000 copies of its operating system during 1984, into all business systems environments, to developers of real time applications, government and educational systems, to software developers/integrators, universities and research establishments.



Moodie Drive, HiTech Park, #215 Stafford Rd.
Ottawa, Canada K2H 9C1 (613) 726-1893

QNX is a trademark of Quantum Software Systems Ltd., XENIX is a trademark of Microsoft Corp., IBM is a trademark of International Business Machines.

current is the resistance.

The behavior of a capacitor is a little more complicated. The nature of a capacitor is to resist changes in voltage. The equations of figure 5 show that the current I flows into a capacitor C , for a period of time DT , to build up the charge necessary to

change the capacitor voltage VC by an amount DV .

The larger the capacitance, the smaller the voltage changes for a given current change. The new voltage is the sum of the previous voltage, VC , plus the incremental change caused by the previous current flow, I :

$$VC = VC + DV$$

$$VC = VC + I*DT/C$$

The behavior of the inductor is the inverse of the capacitor behavior; that is, the inductor resists changes in current when a voltage is applied across its terminals. The voltage VL must be applied for a time DT to build up flux in the inductor and allow a change DI in current flow. The larger the inductance, the smaller the change in current for a given applied voltage. The new current is the sum of the previous current I plus the incremental change caused by the previous voltage VL :

$$I = I + DI$$

$$I = I + VL*DT/L$$

These circuit elements can now be combined to form a number of circuits that we can then analyze with our spreadsheet modeling technique.

For example, let's look at the simple circuit of figure 6. The capacitor C is charged through the resistor R . What is the resulting response to a step input V_{in} ? Those with circuit experience will recognize that the capacitor does not change voltage instantaneously; it charges up at a rate related to the amount of current flowing into it through the resistor. This is the behavior shown by V_{out} , the output voltage taken across the capacitor.

The spreadsheet that generates figure 6 is shown in figure 7; it is similar to the sheet that generated figure 4. The section added at the top describes the circuit operating conditions. The input is a 5-volt (V) step, stored in cell E2. The resistor and capacitor values are in cells E4 and E5.

The Variables section assembles the formulas for the circuit components into a circuit; the resulting matrix describes the circuit operation. Cells in the formulas block, K13..K18, define the circuit. Once defined, the formulas are copied into range L13..DF18, which lays out those values versus time.

The time clock is in cell K13. It copies the previous value and adds to it the value of one clock tick, DT .

(continued)

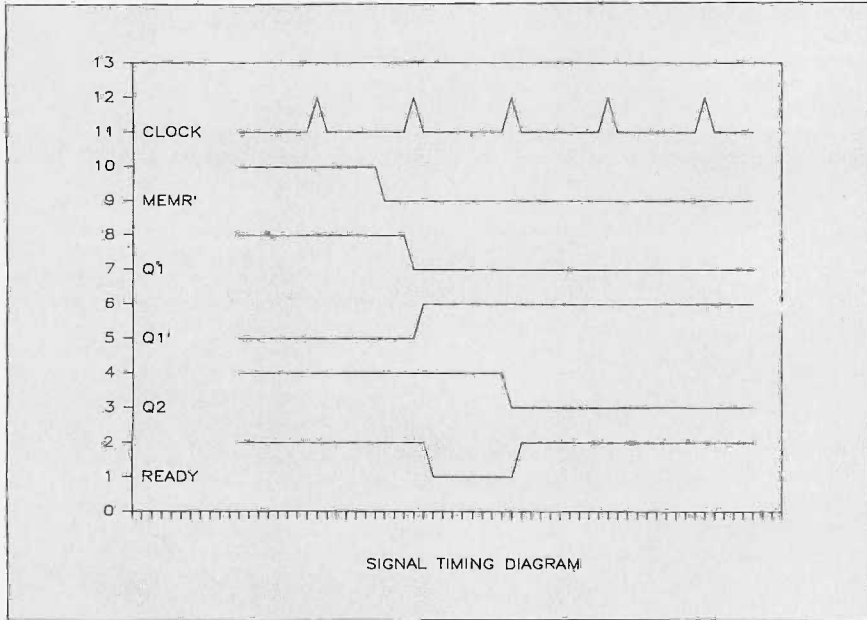


Figure 4: Timing diagram for edge-detector circuit.

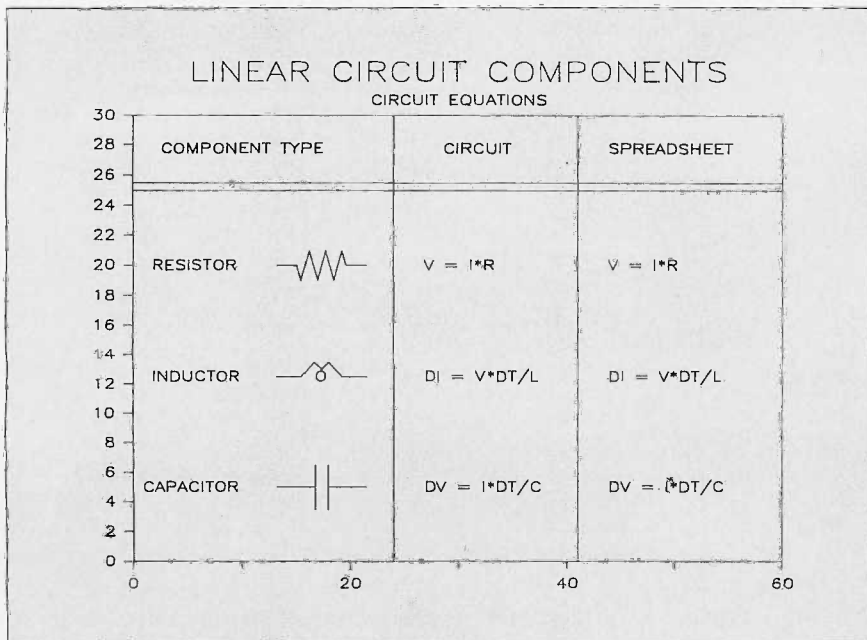



Figure 5: Linear circuit components simulated by Lotus 1-2-3.

Tired of waiting for your PC?



Special Offer
Only

\$49.95*

This SPECIAL PRICE OFFER
absolutely ends
on October 31, 1985.

End the wait!... ~~DOUBLE DOS~~

Multi-tasking, concurrent processing using today's software and your PC, XT, or AT system!

No matter how good your IBM PC is, you still have to wait while it processes and calculates for a long report, spread sheet, payroll, or whatever. This waiting is costing you time and money.

Now, DoubleDOS lets your PC actually run programs concurrently!

Think of the ways DoubleDOS will save you time and money:

- **BUSINESS.** Run a spreadsheet, and at the same time, print the payroll checks or accounting reports.
- **WORD PROCESSING.** Work on another document while printing or spell checking previous work.
- **PROGRAMMING.** Compile programs while starting new ones immediately.
- **COMMUNICATIONS.** Receive or send information while you use the PC to do other tasks. DoubleDOS has endless applications!

Listen to what users are saying about DoubleDOS:

- "It let's me get more done. Lotus and dBase run together like they were made that way and it only takes 30K in RAM!"
- "Great product! It is solid, painless, and bulletproof!"
- "Simply the best program I've ever had."
- "I'm thoroughly impressed. Fantastic . . . great value-to-cost, too!"
- "Excellent product at an excellent price (hard to find today)."
- "Great stuff! I use it to do compiles and links while editing. Saves a *lot* of time!"
- "Your programming staff deserves a standing ovation for their efforts and results!"
- "I can't believe how fast it works, rarely notice slow-down when using 2 programs."

*Plus \$5.00 Shipping & Handling.

SOFTLOGIC Satisfaction
SOLUTIONS Guaranteed!

Creators of the Disk Optimizer

530 Chestnut St., Manchester, NH 03101

1-800-272-9900. In NH, call 627-9900.

DoubleDOS works with PC-DOS and your existing software. Also supports many compatibles using MS-DOS.

Order Toll-Free:
1-800-272-9900



DT is set at 1 microsecond (μs); we'll come back and review this choice later. The input voltage, V_{in} , is set to quasi-DC; it repeats whatever value it had previously. The exception is cell O14, which is set to the value in cell E2 in the Circuit Parameters section. This gives us the desired 5-V step input at $t=5 \mu s$.
Cell K15 contains the most complex

of the formulas. It sets the value of the capacitor voltage VC . As described in the circuit element equations of figure 5, the value is the previous value J15, plus the incremental voltage change from the previous t , flowing in C for the interval DT .
Next we calculate the voltage available to the resistor. The sum of the voltage across the resistor and

capacitor must equal the input voltage. Since the input and capacitor voltages are known, the resistor voltage can be calculated as their difference, $V_{in} - VC$. This is the formula in K16.

The current I is our easiest calculation—just divide the resistor voltage VR by the resistance R . Notice in column O that the initial effect of the step-input voltage is seen entirely across the resistor; a 0.5-ampere current flows as a result.

For clarity, the output voltage V_{out} is given its own row, 18. This is identical to the capacitor voltage, VC . Note how the value of V_{out} builds up as time progresses from column P through column X. Figure 6 plots the input voltage V_{in} from row 14 and the output voltage V_{out} from row 18.

PLOTTING THE GRAPH

To get the desired smooth curve, the format for all curves is set to Line Only. To get the maximum flexibility, the graph type has been set to XY. This will be necessary when we get to the schematic diagram and is a help in labeling the curves.

The column labeled Graph (E12..E20) shows what we've plotted to generate the curves. This takes the place of the Plot Values section of the digital sheets. It lets us know that

(continued)

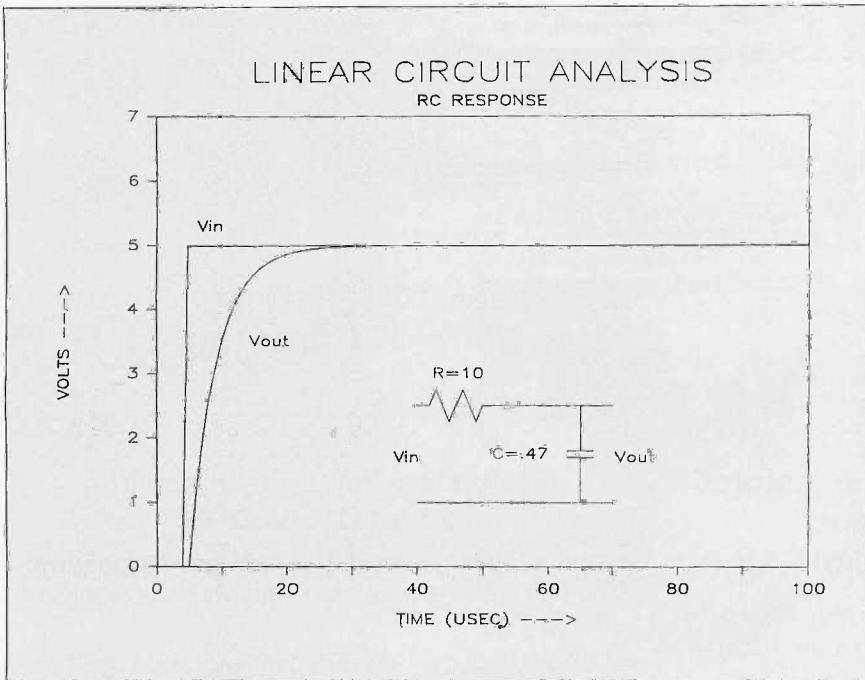




Figure 6: Schematic and voltage-versus-time graph of RC circuit.

	A	BCD	E	FGHI	J	K	L	M	N	O	P	Q	R	S	T	U	V	W	X	Y	Z
1	CIRCUIT PARAMETERS																				
2	VIN =	5.0	volt step at t=5 microsec																		
3													R	E4..E4					X:	J13..EF13	
4	R =	10.0	ohms																		
5	C =	0.47	microfarads																		
6	DT =	1.0	microsec DT MUST BE LESS THAN R*C = 4.7 microsec																		
7													VIN	K14..K14					A:	J14..DF14	
8													VC	K15..K15					B:	J18..DF18	
9													VR	K16..K16					C:	J20..EF20	
10													I	J17..J17					C:DATA-LABEL	J21..EF21	
11	NAME	GRAPH	INITIAL VALUES		FORMULAS		VALUE VS TIME ---->														
12							2	3	4	5	6	7	8	9	10	11	12	13	14	15	16
13	TIME	X:	ZERO	+J13+SDT			0.0	0.0	0.0	5.0	5.0	5.0	5.0	5.0	5.0	5.0	5.0	5.0	5.0	5.0	5.0
14	VIN	A:	ZERO	+J14			0.0	0.0	0.0	0.0	1.1	1.9	2.6	3.1	3.5	3.8	4.1	4.3	4.4	4.5	4.6
15	VC		ZERO	+J15+I*SDT/SC			0.0	0.0	0.0	5.0	3.9	3.1	2.4	1.9	1.5	1.2	0.9	0.7	0.6	0.5	0.4
16	VR		ZERO	+VIN-VC			0.0	0.0	0.0	5.0	3.9	3.1	2.4	1.9	1.5	1.2	0.9	0.7	0.6	0.5	0.4
17	I		ZERO	+VR/SR			0.0	0.0	0.0	0.5	0.4	0.3	0.2	0.2	0.2	0.1	0.1	0.1	0.1	0.1	0.0
18	VOUT	B:	ZERO	+VC			0.0	0.0	0.0	0.0	1.1	1.9	2.6	3.1	3.5	3.8	4.1	4.3	4.4	4.5	4.6
19																					
20	LABEL	C:									5.3									3.5	
21	DATA-LABEL										Vin									Vout	
22																					
23																					

Figure 7: Spreadsheet to analyze RC circuit.

SHIFT YOUR HARD DISK BACK INTO HIGH GEAR



with

disk optimizer



ONLY

\$49.95*

Special Introductory Price

Tunes Your Disk Files For Highest Performance

The Disk Optimizer organizes your disk to make your PC run faster. You'll discover faster program loading, faster file loading and sorting, faster file creation, faster backups to diskette. And the disk Optimizer reduces the chances of error during your disk I/O.



DOS IS SLOWING YOU DOWN!

Whether you realize it or not, the more you use your hard disk, the slower it is likely to react. This is because the operating system (PC-DOS/MS-DOS) stores things (programs, overlays, batches, etc.) randomly, wherever unused disk space is available. Your operating system doesn't keep pieces of the same file together. This means slower access time. Lost speed. Lost productivity.

**Order Toll-Free:
1-800-272-9900**



TURN THE THROTTLE BACK UP!

Now, the Disk Optimizer puts the zip back into your hard disk! The Disk Optimizer collects all the scattered pieces of your files and re-stores them together in neat, well-organized areas on your disk. The result: immediate performance improvement . . . faster loading programs (and their overlays) . . . faster sorting . . . faster loading and storing spreadsheets or document files.

BONUS EXTRAS — at no extra cost

- ✓ **DISK ANALYZER**
Displays a visual performance analysis . . . shown in percentages . . . for any disk or diskette.
- ✓ **PERSONAL FILE SECURITY**
Password protect any file or program.
- ✓ **FILE PEEKER**
Now you can visually examine any file on your system.

\$49.95*

*Plus \$5.00 Shipping & Handling

SOFTLOGIC
SOLUTIONS
Creators of DoubleDOS

530 Chestnut Street, Manchester, NH 03101
1-800-272-9900. In NH, call 627-9900
Disk Optimizer works with IBM PC's and true compatibles.

curve X is taken from row 12, curve A from row 13, etc. The actual ranges plotted are shown in the range name table included on the sheet in the upper right-hand corner.

Lotus 1-2-3 does not have a command to display named ranges. The Named Ranges table is a good idea to include in all your spreadsheets as part of the documentation, to show

which ranges have names. The formulas in column K have the names of a number of circuit parameters mixed in with the cell locations; this makes the formulas more self-explanatory.

Since there is quite a bit to label in figure 6, two rows have been added for labeling, rows 20 and 21. The C curve allows us to spot unplotted points and to plot line segments on

the figure. The value in cell O20, for example, spots an unplotted point at $x=5$ and $y=5.3$. The Data-Label below it prints the label "Vin" on the figure to the right of this point. Remember that the point doesn't plot, because the Line format does not plot isolated points—it only plots cells that adjoin nonblank cells. The other labels are treated similarly. The data for the schematic diagram is in the region DH13..EA21. It's plotted in the way described in the text box.

How do we pick a reasonable value for the time interval DT ? For our difference analysis to be accurate, the incremental change in the capacitor voltage must be small compared to the voltage VR , which determines the current I . Let's write that as an inequality:

$$I * DT / C \ll VR$$

Rearranging the inequality to solve for DT :

$$DT \ll (VR / I) * C$$

But from Ohm's law, we know that VR / I equals the resistance R , so:

$$DT \ll R * C$$

This tells us that the time interval DT must be small compared to $R * C$. The RC product is a term familiar to cir-

(continued)

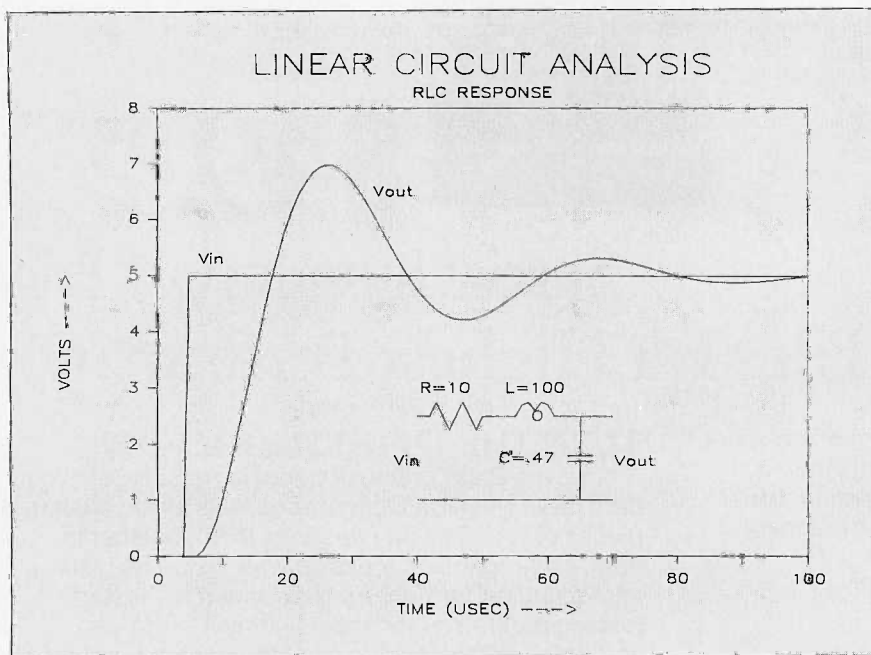


Figure 8: Schematic and voltage-versus-time graph of RLC circuit.

A	BCD	E	FGHI	J	K	L	M	N	O	P	Q	R	S	T	U	V	W	X	Y	Z
1	CIRCUIT PARAMETERS										NAMED RANGES									
2	VIN	=	5	volt	step	at	t=5	microsec				L	E3..E3					X:	J13..EF13	
3	L	=	100	microhenries								R	E4..E4							
4	R	=	10	ohms								C	E5..E5					A:	J14..DF14	
5	C	=	0.47	microfarads								DT	E6..E6					B:	J19..DF19	
6	DT	=	1	microsec								VIN	K14..K14					C:	J21..EF21	
7												VC	K15..K15							
8												VR	K16..K16				C:DATA-LABEL	J22..EE22		
9												VL	J17..J17							
10												I	J18..J18							
11	NAME	GRAPH		INITIAL	FORMULAS															
12				VALUES																
13	TIME	X:		ZERO	+J13+\$DT							2	3	4	5	6	7	8	9	10
14	VIN	A:		ZERO	+J14							0.0	0.0	0.0	5.0	5.0	5.0	5.0	5.0	5.0
15	VC			ZERO	+J15+I*\$DT/SC							0.0	0.0	0.0	0.0	0.0	0.1	0.3	0.6	1.0
16	VR			ZERO	+I*\$R							0.0	0.0	0.0	0.0	0.0	0.5	1.0	1.4	1.8
17	VL			ZERO	+VIN-VC-VR							0.0	0.0	0.0	5.0	5.0	4.4	3.7	2.9	2.2
18	I			ZERO	+I*VL*\$DT/SL							0.0	0.0	0.0	0.0	0.1	0.1	0.1	0.2	0.2
19	VOUT	B:		ZERO	+VC							0.0	0.0	0.0	0.0	0.0	0.1	0.3	0.6	1.0
20																				
21	LABEL	C:																		5.3
22	DATA-LABEL																			Vin
23																				
24																				

Figure 9: Spreadsheet to analyze RLC circuit.

DOES YOUR HI-RES GRAPHICS BOARD SHOW YOU ONLY PART OF A SPREADSHEET

When it comes to printing out spreadsheets, most IBM®-compatible graphics boards come up short.

But not the Genoa Spectrum™ Color/Mono/Graphics Board.



The Spectrum Color/Graphics Board is the most compatible board you can buy. Which means it runs the most software. Including Flight Simulator,™ Lotus® 1-2-3,™ Symphony,™ SideKick,™ PC Paint,™ and much, much more.

It goes all the way to 132 columns. The largest text display of any graphics board you can buy. There's even a special driver that'll show you 132 columns of Lotus, which normally only has 80.

And together with your 132-column printer, the Spectrum can also print every one of those 132 columns. So you can see more of

Spectrum is a trademark of Genoa Systems Corporation. ©1985 Genoa Systems Corporation.

what you're doing. On the screen. And on paper.

But the best part is, you don't have to pay more to do it. Here's why: Up until now, if you wanted

both graphics and color, you had to buy two boards. One for hi-res mono graphics, one for color.

But the Genoa Spectrum puts color and graphics *on the same board*. So you save yourself a slot. And about \$250.

You can also save yourself the price of a color monitor. Because Spectrum will emulate your color

software in monochrome. And for your monochrome software there's a 720 x 348 hi-res mode.

So either way, you're covered. Spectrum is compatible with all color and monochrome monitors. So you'll always get 16 beautiful colors in color. Or 16 shades of monochrome in mono.

For all the technical specs or the Genoa Spectrum dealer nearest you, just call us at 408-945-9720. Or write Genoa Systems Corporation, 73 E. Trimble Road, San Jose, CA 95131.

The Genoa Spectrum. It's the only board you'll ever need for color, graphics, and full size output.

Anything else is either too much money or incomplete

 **GENOA**
We make IBM PCs better.

A	B	C	D	E	F	G	H	I	
1									1
2	GRAPH X		GRAPH A			COMMENTS			2
3									3
4	DATA		DATA	LABELS		COMPONENTS			4
5									5
6	15		8			:NAME	FF1		6
7	15		14	D1	Q1				7
8	15		17	C1	Q1'	:LOCATION:			8
9	15		20			XU=	15		9
10	24		20			YU=	8		10
11	24		8						11
12	15		8						12
13									13
14	30		8			:NAME	FF2		14
15	30		11	D2	Q2				15
16	30		17	C2	Q2'	:LOCATION:			16
17	30		20			XU=	30		17
18	39		20			YU=	8		18
19	39		8						19
20	30		8						20
21									21
22	45		23			:NAME	NAND		22
23	45		24	B		:INPUT LABEL			23
24	45		26	A		:INPUT LABEL			24
25	45		27						25
26	47		27						26
27	48.32		26.5			:LOCATION:			27
28	48.73		26			XU=	45		28
29	48.94		25.5			YU=	23		29
30	49		25						30
31	48.94		24.5						31
32	48.73		24						32
33	48.32		23.5						33
34	47		23						34
35	45		23						35
36	NA		NA						36
37	48		25	O READY		:OUTPUT LABEL			37
38									38

A	B	C	D	E	F	G	H	I	
40									40
41	GRAPH X		GRAPH A			COMMENTS			41
42									42
43	DATA		DATA	LABELS		CONNECTIONS			43
44									44
45	10		17			MEMR -->	D1		45
46	15		17						46
47									47
48	12		5			CLOCK -->	C1		48
49	12		11						49
50	15		11						50
51									51
52	10		5			CLOCK -->	C2		52
53	28		5						53
54	28		11						54
55	30		11						55
56									56
57	24		11			Q1' -->	NAND A		57
58	26		11						58
59	26		26						59
60	45		26						60
61									61
62	39		17			Q2 -->	NAND B		62
63	42		17						63
64	42		24						64
65	45		24						65
66									66
67	24		17			Q1 -->	D2		67
68	30		17						68
69									69
70	42		2	26-Aug-84		DATE STAMP			70
71									71
72	2		17	MEMR'		INPUT SIGNAL			72
73									73
74	2		5	CLOCK		INPUT SIGNAL			74
75									75

Figure 10: Spreadsheet to draw edge-detector circuit.

C	D	E	F	G	H	I	
97							97
98							98
99							99
100	RESISTOR			CAPACITOR			100
101							101
102	X-AXIS	Y-AXIS		X-AXIS	Y-AXIS		102
103							103
104	0	0		0	2		104
105	0.75	0		0.75	2		105
106	1	-0.5		-0.75	2		106
107	1.5	0.5					107
108	2	-0.5		-0.75	2.5		108
109	2.5	0.5		0.75	2.5		109
110	3	-0.5		0	2.5		110
111	3.5	0.5		0	5		111
112	3.75	0					112
113	6	0					113
114							114

Figure 11: Digital and linear component primitives.

circuit designers; it's a measure of the response time of a circuit, historically called the circuit "time constant." So the comment in row 6 tells us that we should pick the time intervals on our spreadsheet analysis so that they are small compared to the circuit response time *RC*—a very reasonable restriction.

The results of our work are summarized in the graph of figure 6. Sure enough, the output voltage rises to the input value as a familiar exponential curve. So far, so good. But, you say, I could have estimated that result far faster without all that work. True enough. A simple *RC* circuit isn't all that impressive, unless you remember that we did the analysis with a spreadsheet program.

Now all the "what if" power of the spreadsheet is at our disposal. Want to see the effect of a smaller capacitor? A different value resistor? The ef-

(continued)

OUR PLUG-IN CARD GIVES YOU PLUG-IN CONTROL.

PC ϕ 488 allows your IBM PC/XT/AT or compatible to control IEEE-488 instruments.

WHAT ADDITIONAL SOFTWARE DO I HAVE TO BUY?

None. **PC ϕ 488** supports all popular programming languages including interpreted and compiled BASIC, TBASIC™, Microsoft® Pascal, Turbo™ Pascal, C, and FORTRAN. You can use Tektronix® Standard Codes and Formats and emulate HP controller statements. **PC ϕ 488** also runs IBM's IEEE-488 software as well as application programs.

IS IT DIFFICULT TO USE?

You just plug it in. **PC ϕ 488** is totally self-contained with all software packaged in read only memory. Documentation includes a complete tutorial and programming reference, plus more than thirty application programs.

WILL IT WORK WITH ALL MY INSTRUMENTS?

You bet! More than 500 companies, including every major instrument manufacturer in the U.S. and Europe, are currently using **PC ϕ 488**.


WHAT'S THE BOTTOM LINE?

That's the best part. **PC ϕ 488** costs just \$395 including software support for all popular programming languages, extensive applications library, and the programming and reference manual. Order today by calling (617) 273-1818 or Telex 247316.



cec

Capital Equipment Corporation
10 Evergreen Ave., Burlington, MA 01803.
(617) 273-1818, Telex 247316.



fect of a 5 percent change in each of the elements? Just key them into the Circuit Parameters cells and push F10 to see the modified graph. Now that's power.

Let's add an inductor L in series with our resistor, as shown in figure 8. First, we add the inductor value in the Circuit Parameters section in row 3, then we add a new row 17 for the inductor voltage VL in the Variables section, pushing rows 17-23 down to make room. Next, we add an equation that describes the behavior of the inductor to the Formulas section, based on the equations of figure 5. We now modify the formulas for VR and I to reflect the dominating role of the inductor in setting the circuit current. The result is the spreadsheet shown in figure 9. Finally, we make some small changes to the schematic drawing section to add the inductor to the schematic of figure 8.

As before, the cell equations of the formulas in range K13..K19 are copied to the adjacent 99 columns. Now we're ready to analyze an RLC circuit.

Figure 8 shows the resulting graph. Still easy for our spreadsheet method, but it would have been a far-from-trivial task with any other method. The circuit values are easily modified in the Circuit Parameters section if the results are not satisfactory. Higher values of R , for example, will reduce the overshoot if that is undesirably large. The results of any value change are always available at the touch of F10, the LOTUS GRAPH command.

These circuits are only examples of what can be done with linear circuits. With a little more work, some very complex networks can be studied. Nonlinear elements such as diodes could be added; they are a natural for a table lookup. Circuit gain elements such as amplifiers are easily added.

The technique I've shown here can be expanded to more complex applications. However, where circuits of 20 or more nodes are involved, a specialized application program such as Micro-Cap or TUTSIM should be considered.

While the examples are all electronic circuits, nothing would prevent extension of the general technique to design and analysis of mechanical systems, chemical reactions, biological modeling, etc. Any process that lends itself to description by a simple model should be fair game for analysis by a spreadsheet.

The technique is ideally suited for the PC environment; all operations are out in the open and controlled by the user. The technique should be useful for students as well as expert designers. Try it—it's great for those small problems you want to look at in detail. ■

Emulation Without Limitation

Built in Communications Language

Finally there's a communications program that does what you want.

The Impersonator. Its built-in programming language offers virtually unlimited capabilities in designing terminal applications.

It's the most flexible asynchronous communications software on the market today. Maybe that's what prompted the experts to say, "...The Impersonator looks hard to beat." *PC Tech Journal*.

Flexibility in Communications

Designed for the IBM PC, The Impersonator comes with 12 preprogrammed emulations including ADM-3A, DEC VT 52 & VT 100, Televideo 912 & 950, IBM 3101 (Models 10 & 20), DG D-210, and NCR7900 terminals. It can also be configured to emulate almost any asynchronous terminal.

Now you can create entirely new communications applications. You can speed functions, simplify data transfers, modify existing emulations, and even create your own custom configurations.

Best of all, The Impersonator saves time by eliminating the need to develop a program from scratch. If you need to access a variety of public data bases, remote main frames, or other micro computers, you no longer need multiple emulation packages.

With The Impersonator you can literally write your ticket.

Our 30 Day Money Back Guarantee

That backing, along with the cooperation of our on-line technical staff, convinced companies like Holiday Inns, Underwriters Laboratories, Union Carbide, Hughes Aircraft, Rockwell International, and Rolm Corporation to choose The Impersonator for their communications needs.

Flexible. Programmable. Powerful.

You won't find another communications package on the market that will claim to do this much and then do it! Empower yourself with The Impersonator.

Call the toll-free number below for more information.

The Impersonator

CALL TOLL FREE 1-800-443-8080 (In Colo. 303-442-8080)

DIRECT.AID

P.O. Box 4420 Boulder, Colorado 80306

PC AT PERFORMANCE FOR A FRACTION OF THE COST. GUARANTEED.

10MHz 8086
processor with
full 16-bit
data path

10MHz 8087 math
co-processor
(optional)

Print spooling,
RAM disk and disk
caching software included

Normal IBM speed
emulation switch

Comes standard
with 512K RAM,
expandable to 640K

300% performance
increase

Compatible with
IBM Basic programs

That's right, guaranteed performance. The Univation Turbocharger will triple the processing speed of your IBM PC, PC/XT, or 100% compatible.

Just think, the data processing speed and performance of a PC/AT without the expense. Plug it in, and your PC will do everything it did before, only 300% faster.

Best of all, the Univation Turbocharger works with all

your existing PC software automatically. Nothing to learn, nothing to change. Speed spreadsheets, databases, graphics, even IBM Basic programs. The Turbocharger will spark each and every program you use.

To ensure complete reliability, our Turbocharger is extensively tested. It's available for immediate delivery. And, best of all, it's guaranteed. Guaranteed to work exactly as promised

and to provide all the processing power you'll ever need.

So why not make your life a little easier and do your work a lot quicker with the Univation Turbocharger.

See it at your local computer dealer today. For the dealer in your area call: (408) 745-0180.



UNIVATION

YOUR EXPANSION COMPANY

1037 North Fair Oaks Ave.
Sunnyvale, CA 94089
(408) 745-0180

Dealer and distributor inquiries invited.

IBM PC, PC/XT and PC/AT are trademarks of International Business Machines Corp.

VAX USERS WIN!

NEW POLY-COM/220 FOR THE IBM PC PROVIDES LEAGUE-LEADING FEATURES.

ST. LOUIS-Polygon increases your lead with a new IBM PC package: poly-COM/220. This newest member of the Polygon family of communication software products combines the reliability and exacting accuracy of previous Polygon products with many new features.

This super-star software package lets you use your IBM PC as a DEC VT52, VT102, or VT220 terminal, and allows the transfer of files between your IBM PC and another PC, minicomputer or mainframe.

New features and functions incorporated in poly-COM/220 include:

- "Hotkey", allowing instant switching between poly-COM/220 and MS-DOS or another application
- Host-control, allowing a host computer (such as a VAX) to control the PC through poly-COM/220
- Full VT220 functionality

The result is a product of unparalleled power, sophistication and functionality at NO increase in price.


Upgrades are available and orders are shipping immediately. The price of poly-COM/220 is \$200.

Join a winning team! For more information on poly-COM/220, or any of the other Polygon communication software products, contact the Polygon sales department at 314/576-7709.

 **polygon**[®]
associates, inc.

1024 Executive Parkway
Saint Louis, MO 63141
314-576-7709

Polygon and poly-, are registered trademarks of Polygon Associates, Inc. DEC, VT, VAX are trademarks of Digital Equipment Corp. IBM is a registered trademark of International Business Machines Corp.



ADDING A HARD DISK TO YOUR PC AT

You can save money and get increased performance

BY JON SHIELL AND JOHN MARKOFF

THE IBM PC AT has rapidly become a new performance standard in the world of IBM and IBM-compatible personal computers. Because of the open-system philosophy of the IBM PC family, a thriving third-party industry has sprung up, offering both price and performance enhancements.

The PC AT comes in two models: the basic system without a hard disk and the enhanced system, which includes a hard disk, extra memory, and I/O (input/output) ports. It is possible to convert a basic model into an enhanced system merely by adding a third-party hard disk and multifunction board. Purchasing a hard disk independently can also offer cost savings and increased performance.

The multifunction card is particularly attractive for this application because of significant cost savings and increased system versatility. You can configure a PC AT with more than 8 megabytes of main memory. However, operating systems now available for the AT cannot productively use this memory. It is doubtful that even a 9-megahertz (MHz) PC AT can effectively use this much main memory. (See the text box "Crystal Change Enhances PC AT's Performance" on page 161.)

It is possible to put 230 megabytes



of hard-disk storage on an 8-megabyte 9-MHz PC AT and reduce access time to half that of a factory-standard AT.

For most people, the best way to purchase a hard disk is in kit form. This precludes the necessity of hard-formatting the disk and generally simplifies the installation procedure. However, if you are scavenging a hard disk from another system or have

bought a third-party product, you will need to obtain special mounting side rails and hard-format the disk (see the text box "Hard-Formatting a Disk Using the AT Advanced Diagnostics" on page 161).

Everything you need to know about physically installing and soft-formatting the disk is explained in the *AT Installation-and-Setup Manual*.

The first step is to determine the drive type. Refer to table 1 and table 2 and compare the parameters listed to the information supplied with your hard disk. Don't be surprised if you have to trim your disk to fit. Most kitted disks come with information about suggested drive types. IBM has predefined 14 types of disk drives (see table 1).

In addition, type 15 has been left open for user-defined drives. Table 2 shows disk-drive type numbers for some common hard disks. In some cases, the drive has been trimmed to fit by not using all available cylinders. It is also possible to trim a drive by not

(continued)

John Markoff, a technology writer for the San Francisco Examiner, is a former BYTE editor. He can be reached at 110 Fifth St., San Francisco, CA 94123.

Jon Shiell is a system architect and micro-programmer. He can be reached at POB 61195, Sunnyvale, CA 94088.

Table 1: Definitions of predefined drive types.

Disk type	Cylinders	Heads	Write precompensation	Landing zone (cylinder)	Capacity per drive
1	306	4	128	305	10 Mb
2	615	4	300	615	21 Mb
3	615	6	300	615	31 Mb
4	940	8	512	940	64 Mb
5	940	6	512	940	48 Mb
6	615	4	no	615	21 Mb
7	462	8	256	511	31 Mb \$
8	733	5	no	733	31 Mb
9	900	15	no	901	115 Mb
10	820	3	no	820	21 Mb
11	855	5	no	855	36 Mb
12	855	7	no	855	51 Mb
13	306	8	128	319	21 Mb
14	733	7	no	733	44 Mb

\$ 4 megabytes unused because only 462 out of 511 cylinders are used
 Capacity per drive = cylinders * heads * 17 sectors/track * 0.5 Kb/sector
 (heads is the same as tracks/cylinder)

Table 2: Sample drive-type definitions.

Disk type	Capacity per drive	Examples of this drive type
1	10 Mb	Cogito CGF912; MMI M212 and M312; Seagate ST412, ST212, and ST112; Rodime RO202; Tandon TM252 and TM502; Fujitsu M2233; Shugart 712 %; MiniScribe 2012 and 3412
2	21 Mb	Tulin TL226 %, Qume R200 %, Shugart 724 %
3	31 Mb	Tulin TL240 %, Qume R300 %, Rodime RO206
4	64 Mb	Atasi 3080 %
5	48 Mb	
6	21 Mb	Seagate ST4026
7	31 Mb	Quantum Q540 %
8	31 Mb	Seagate ST4038
9	115 Mb	Maxtor XT-1140 %
10	21 Mb	Micropolis 1302 %, Vertex V130 #%
11	36 Mb	Vertex V150 #%
12	51 Mb	Vertex V170 #%
13	21 Mb	Seagate ST425, MMI M225 and M312, Rodime RO204, Fujitsu M2235
14	44 Mb	

% Not all cylinders used; to use all you must define it as a type 15
 # The Vertex drives are an extreme case of trimming to fit, as they actually have 987 cylinders, so only 83 percent of the V130 and 87 percent of the V150 and V170 are used

using all read/write heads, but this tends to be especially wasteful. Using only five out of six heads wastes about 17 percent of the drive's capacity.

After the disk is physically installed, use the AT diagnostic disk-setup option to set the drive-type nybble in the configuration RAM (random-access read/write memory). Unlike the PC and the XT, which use switches to tell the BIOS (basic input/output system)/DOS (disk operating system) what equipment is attached to the system, the AT uses a CMOS (complementary metal-oxide semiconductor) RAM with a battery backup. The RAM (50 bytes) is contained in a Motorola 146818 chip, which also contains a real-time clock. The RAM-configuration-data format and typical entries for 11 drives are given in table 3. Figure 1 is the CMOS RAM map, showing the address offset and contents of each byte in the configuration RAM.

Byte 12 holds the fixed-disk-type information for the C and D drives. Bits 0 through 3 (single hexadecimal digit) specify the drive type for drive C. Bits 4 through 7 (single hexadecimal digit) specify the drive type for drive D. A value of 0 hexadecimal indicates that no drive is present.

After the configuration RAM has been modified (using the diagnostic disk-setup option), complete the installation using the normal procedure for standard IBM fixed disks. Simply run the FDISK and Format programs, following IBM's instructions.

When partitioning your disk with FDISK, keep in mind that DOS currently supports a maximum of approximately 64K sectors per disk or partition. This requires that disks larger than 32 megabytes be split into a number of 32-megabyte partitions. Most kits for these large disks contain the software required to allow use of more than one active—but only one bootable—partition. Table 3a, for use with FDISK, shows the relationship between number of data heads, number of sectors per cylinder, and maximum number of cylinders allowed for 64K-sector DOS partitioning. Table 4

(continued)

CRYSTAL CHANGE ENHANCES PC AT'S PERFORMANCE

Changing the timing crystal voids the warranty! You should not change the crystal before the machine has had time to shake down for at least 90 days.

The speed of your PC AT is controlled by the crystal that determines the clock rate of the 80286 processor and its support chips. This clock rate is half of the crystal's frequency (the standard 12-MHz crystal gives a clock rate of 6 MHz).

Table A is a list of the common crystal frequencies and the clock rates they yield.

You should have a number of crystals with different frequencies because some ATs run faster than others. The ones we tested varied between 8 MHz and 9.8 MHz.

Your clock crystal should be tested with all add-on and multifunction boards present. Some high-performance multifunction boards will run at speeds of 8 MHz or higher, so test your system fully configured to be sure.

Table A: Crystal frequencies and clock rates for the PC AT.

Crystal frequencies (MHz)	Clock rate (approx., MHz)
12.0000	6.00
14.3181	7.16
15.0000	7.50
16.0000	8.00
18.4320	9.22
19.6608	9.83
20.0000	10.00

Crystals are available at most major electronics supply houses for less than \$5 each. The ones we used were from Nymph and BME and had HC-18 cases. The Nymph crystals had long, thin

leads that needed to be trimmed. To change the crystal:

1. Turn the machine off and unplug it.
2. Remove the cover and locate the 12-MHz crystal on the motherboard. It's above and to the left of the 80286 chip as you look from the front of the machine. Before removing the old crystal, touch the chassis to ground yourself. Use a thin flat-bladed screwdriver to remove the old crystal (be sure that you don't damage any traces on the motherboard).
3. Insert the new crystal (save the old 12-MHz crystal). Which side of the crystal is face up doesn't matter.
4. Close the cover and give it a try.

Try the fastest crystal first; if the crystal is too fast, the machine will not show the memory check or boot. In some borderline cases the machine will run fine after it has warmed up, but it may need to be rebooted first. Try each crystal starting with a cold machine.

HARD-FORMATting A DISK USING THE AT ADVANCED DIAGNOSTICS

Before beginning, note that the disk type must have been set in the configuration RAM prior to hard-formatting.

If you get a 17XX error when the system powers up or resets, press the F1 button to continue.

Enter the fixed-disk test menu and do an unconditional format by selecting the following:

1. System-checkout routine (option 0): Enter "y" if the options list is correct; otherwise, go back to setup and cor-

rect the list.

2. Run tests one at a time (option 0).
3. Test fixed-disk drive (option 17): If at this point another menu is not displayed, but instead the test begins, you know that you are not using the advanced diagnostics.
4. Select format menu and drive letter (options 7.c or 7.d).
5. Select unconditional format (option 2).


The current screen should ask you to enter the known flaws. A list of known

flaws is printed on a label on the top of all hard disks. The list contains the cylinder, head number, and byte offset from the index, but you need enter only the cylinder and head numbers. After you have entered all the flaws listed on the top of the drive, press "y" to format the disk.

You now have a hard-formatted disk. Enter 9s to get back to the main menu. The next step is to run FDISK, then the normal format program on the DOS partition.

The PC Bus:


Cost-Effective, Board-Level Solution To System Integration



Get your dedicated system to market *months* sooner with the PC Bus. Full board-level implementation by I-Bus lets you plug together system components from hundreds of PC Bus board manufacturers, and directly execute software developed on and for the IBM® PC.

I-Bus has board-level CPU's with 8088 or 80188 processors, full disk or diskless operation and up to 160K of EPROM, 256K of RAM on board. We have the most complete line of system packaging for the PC Bus, too.

Start cutting your schedule today—give us a call today at (800) 382-4229. In California, call (619) 569-0646.



I-BUS

SYSTEMS

9235 Chesapeake Drive
San Diego, CA 92123

ADDING A HARD DISK

Offset Contents

00	Seconds
01	Second alarm
02	Minutes
03	Minute alarm
04	Hours
05	Hour alarm
06	Day of the week
07	Day of the month
08	Month
09	Year
0A	Status register A
0B	Status register B
0C	Status register C
0D	Status register D
0E	Diagnostic status byte
0F	Shutdown status byte
10	Disk-drive type for drives A and B
11	Reserved
12	Fixed-disk-drive type for drives C and D
13	Reserved
14	Equipment byte (corresponds to switch 1 on PC and XT)
15-16	Base memory size (low,high)
17-18	Expansion memory size (low,high)
19-20	Reserved
21-2D	Reserved (not checksummed)
2E-2F	Checksum over bytes 10 through 20 (low,high)
30-31	Expansion memory size as determined by power-on routine (low,high)
32	Date century byte
33	Information flags (set during power-on)
34-3F	Reserved

The Alarm function is used by the operating system/BIOS to drive the Wait function, INT15h ah = 90h

The drive-type bytes use bits 0:3 for the first drive and 4:7 for the other

Disk-drive types:

- 0 No drive present
- 1 Double-sided disk (360 Kb)
- 2 High-capacity disk (1.2 Mb)
- 3-F Reserved

The equipment byte is used to define the configuration for the power-on diagnostics

Base memory is all memory below the 1-megabyte line, the range is 256 Kb to 640 Kb

Expansion memory is all memory above (at) the 1-megabyte line, range between 0 (none) and 15 Mb, although you can currently get only 3 Mb with 64K-byte RAMs without using an expansion chassis (which doesn't currently exist)

Bytes 00-0Dh are defined by the chip for timing functions, and 0E-3F are defined by IBM

To access the configuration RAM:

- 1) Write the byte address (00-3F) you want to access to I/O port 70h
- 2) Access (read/write) the data via I/O port 71h

Figure 1: CMOS RAM map.

Table 3: Sample drive-type entries, for use as type-15 disks.

	MMI M206	Tandon TM503	Tandon TM703	Quantum Q540	Vertex V170	MiniScribe 6085	Micropolis 1324 1325	Maxtor XT-1105	Maxtor XT-1140	Largest defined disk		
Byte	5 Mb	15 Mb	30 Mb	35 Mb	59 Mb	71 Mb	52 Mb	70 Mb	85 Mb	117 Mb	139 Mb	Disk capacity
0	306	306	695	512	987	1024	1024	1024	918	918	1024	Number of cyl.
2	2	6	5	8	7	8	6	8	11	15	16	Number of heads
3	0	0	0	0	0	0	0	0	0	0	0	Not used
5	0	128	0	0	0	0	0*	0*	0	0	0*	Write precomp.
7	0	0	0	0	0	0	0	0	0	0	0	Not used
8	0	0	0	256	0	0	0	0	8	8	8	Control byte
9	0	0	0	0	0	0	0	0	0	0	0	Not used
12	306	306	695	512	987	1024	1024	1024	918	918	1024	Landing zone
14	17	17	17	17	17	17	17	17	17	17	17	Sectors/track
15	0	0	0	0	0	0	0	0	0	0	0	Not defined

The TM503 is a "generic 15-megabyte hard disk"; many other disks, like the Seagate ST419, would also use this setup

The Maxtor XT-1140 appears here to show how it would be defined for maximum capacity

Largest defined disk is the largest (highest-capacity) disk that can be defined under the PC AT BIOS; a dedicated servo is assumed

Write precompensation depends on the actual drive used; an asterisk by a 0 write precompensation means that a dedicated servo is used and has a whole platter instead of just one side dedicated to it (thus the even number of data heads)

Offset

0	Number of cylinders on the drive	[0-1023 allowed, for 1024 cyl.]
2	Number of heads per drive	[0-15 allowed, for 16 heads]
3	-n/u	(starting reduced write current cyl. on PC XT)
5	Starting cylinder for write precompensation	
7	-n/u	(maximum ECC data-burst length on PC XT) {recheck not used}
8	Control byte	
	Bit	
	7	Disable disk-access retries
	6	Disable ECC retries
	5-4	-n/d (zero)
	3	More than eight heads
	2-0	-n/u (drive option on PC XT)
9	-n/u	(time-out values on PC XT)
12	Landing zone, cylinder to use as a	
14	Number of sectors/track [0-17 allowed, 17 is the IBM standard]	
15	-n/d	

-n/u Field not used by PC AT
-n/d Field reserved for future use

Table 3a: Disk-partitioning data, for use with FDISK.

Number of data heads	Number of sectors per cylinder	Maximum number of cylinders allowed in a 64K-sector DOS partition
3	51	1024
4	68	936
5	85	771
6	102	642
7	119	550
8	136	481
9	153	429
10	170	385
11	187	350
12	204	321
13	221	296
14	238	275
15	255	257
16	272	240

Figure 2: Format of a drive-type entry.

(continued)

Table 4: Comparison of drive performance.

	PC XT	Seagate ST425	PC AT	Qume R300	Quantum Q540	Tandon TM703	Vertex V170	MiniScribe 6085	Maxtor XT-1140
Type	1	13	2	3	7	15	15	15	9
Disk capacity	10 Mb	20 Mb	20 Mb	31 Mb	31 Mb	30 Mb	59 Mb	71 Mb	115 Mb
Number of cyl.	306	306	615	615	462	695	987	1024	900
Number of heads	4	8	4	6	8	5	7	8	15
Cyl. capacity	34 Kb	68 Kb	34 Kb	50 Kb	68 Kb	42.5 Kb	58.5 Kb	68 Kb	127.5 Kb
Access times \$									
Track to track	16 ms	23 ms	14 ms	19 ms	10 ms	5 ms	5 ms	3 ms	5 ms
Mean	85 ms	65 ms	52 ms	93 ms	45 ms	45 ms	30 ms	30 ms	30 ms
Maximum	205 ms	170 ms	97 ms	213 ms	80 ms	65 ms	65 ms	50 ms	48 ms

\$ Access times include head-settling time; average latency for all of the above disks is 8.33 ms
 The access times for the XT are based on the Seagate ST412
 The access times for the Maxtor XT-1105 are the same as those of the XT-1140

RANDOM NOTES

Jumper J18 remaps the second 256K bytes of memory from the system board into the I/O channel, so that non-IBM expansion boards can be used. Thus, you don't need to buy the 256K-byte motherboard RAM option if you buy a minimum system. We used a Sigma Designs 512K-byte (with 384K bytes enabled) multifunction card, scavenged from a PC, in our AT until we could get a 16-bit AT version.

You can't use 64K- or 256K-byte RAMs in the AT motherboard because the pin-outs of the 128K-byte DRAMs are different from industry standards (see table B).

You can add ROM to the AT motherboard in sockets U17 and U37. It appears at address E0000 to EFFFF hexadecimal. The ROM must have the same header as an I/O channel ROM except that byte 2 (ROM length) is not used.

The two 8-bit slots on the AT are wired for the addition of the 36-pin extended connectors.

Table B: Pin-outs for standard DRAMs versus IBM 128K-byte DRAMs.

Standard 64K/256K signal name	PC AT 128K*	Pin number
N/C	Din	1
Din	WE	2
WE	*RAS1	3
RAS	*RAS0	4
A0	A0	5
A2	A2	6
A1	A1	7
PWR	PWR	8
A7	A7	9
A5	A5	10
A4	A4	11
A3	A3	12
A6	A6	13
Dout	Dout	14
CAS	CAS	15
GND	GND	16

* IBM 128K-byte DRAMs are actually two 64K-byte dies encapsulated in piggyback fashion. One die is connected to RAS0, and the other is connected to RAS1. Otherwise, they are the same.

shows the relative performance characteristics of some popular drives.

You can define your own drive types; for example, you may want to add your old 5-megabyte drive, left over from your PC, as the second hard disk (drive D, fixed disk 1).

You must first build a drive-type entry like the sample shown in table 3. Place the address of the drive-type entry in INT 46 hexadecimal (at address 0:118 hexadecimal).

Using the setup program on your PC AT diagnostic disk, change the

fixed-disk-type nybble in the configuration RAM to 15 hexadecimal. This tells the system that your disk is a type 15. See figure 1 for a complete definition of the configuration-RAM contents. Figure 2 shows the format of a drive-type entry. ■

Make Stat Magic

IMPROVED! MORE! Stats, Power
File Handling, Reporting

Statistics, reports and plots happen magically with SPSS/PC+™ — the enhanced and expanded Statistical Package for IBM PC/XT/AT's.*

SPSS/PC+ is the most comprehensive statistical program for performing simple or complex tasks. For nearly 20 years, SPSS Inc.'s reputation and reliability as the leading producer of mainframe statistical and reporting software is unsurpassed. SPSS/PC+ carries this reputation into the PC environment.

SPSS/PC+ — Fully integrated: report writing, plotting, file management, communications with mainframes. Statistics: descriptives, crosstabulation, multiple regression, ANOVA. Simple facilities allow transfer of files between SPSS/PC+ and programs like Lotus 1-2-3, dBASE III, and SAS.®

SPSS/PC+ Advanced Statistics™ — Factor, cluster, discriminant analyses, MANOVA.

SPSS/PC+ Tables™ — Presentation-quality tabular reporting. Produce stub and banner tables. Handle multiple response survey data. Control content and layout completely.

SPSS/PC+ documentation is rated Number One by both novices and experienced analysts. SPSS Inc. also offers a full training schedule and a customer support hot-line.

Contact our Marketing Department today.

SPSS Inc., 444 N. Michigan Avenue,
Chicago, IL 60611, 312/329-3500.

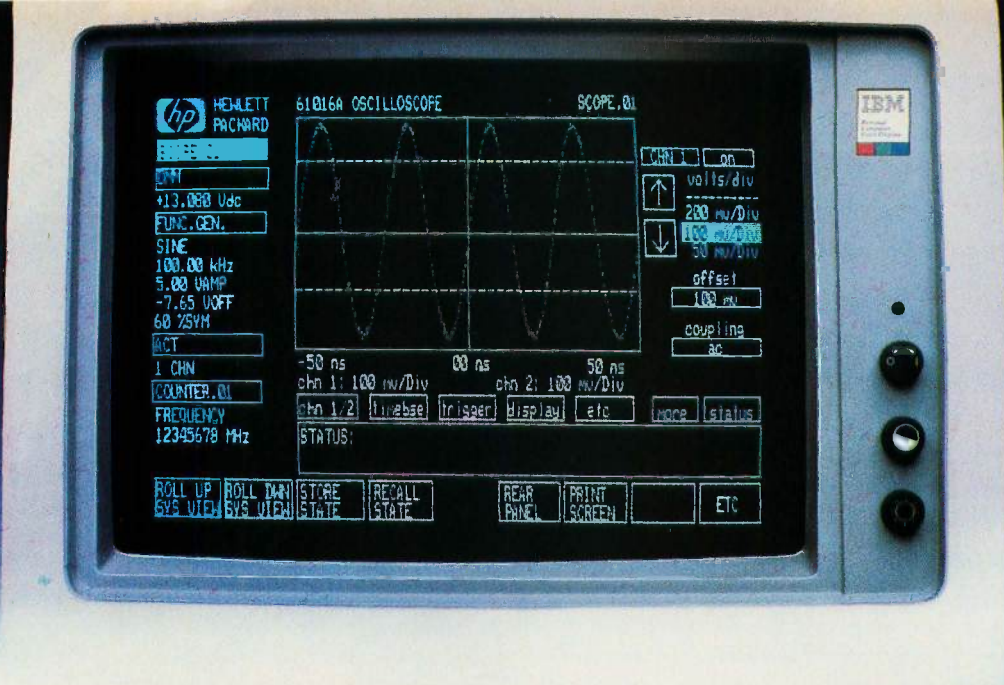
In Europe: SPSS Europe B.V., 4200 AC
Gorinchem, The Netherlands,
Phone: + 31183036711
TWX: 21019.



SPSS inc. PRODUCTIVITY RAISED TO THE HIGHEST POWER™

*SPSS/PC+ runs on the IBM PC/XT/AT with hard disk. Contact SPSS Inc. for compatible microcomputers.

IBM PC/XT and PC/AT are trademarks of International Business Machines Corporation. dBASE III is a trademark of Ashton-Tate. 1-2-3 is a trademark of Lotus Development Corporation. SAS is a registered trademark of SAS Institute, Inc. SPSS, SPSS/PC+, SPSS/PC+ Tables, and SPSS/PC+ Advanced Statistics are trademarks of SPSS Inc. for its proprietary computer software.



HP PC Instruments
Soft Front Panel

See how you can automate testing with your IBM PC or HP Touchscreen PC.

Now you can perform test and measurement tasks easily, quickly and cost-effectively with affordable, rackable PC Instruments from Hewlett-Packard.

Soft front panels make HP PC Instruments easy to use. By simply touching the HP Touchscreen or using a mouse with the IBM PC, you can set functions, ranges and values, and take measurements.

You can also develop programs faster. A few easy-to-remember commands, like OUTPUT and MEASURE, control your PC Instruments from Microsoft® BASIC. And you can use the soft front panel to enter many of the instrument parameters that have been traditionally typed into a system. In addition, with optional HP Data Acquisition Software, you can be doing voltage scanning and temperature measurement in no time at all.

Add-on HP-IB libraries can also turn your PC into a versatile HP-IB instrument controller. And you can use them to control both PC Instruments and HP-IB instruments from the same BASIC program.

PC Instruments now available include:

- 4½ Digit Digital Multimeter
- 50 MHz Digital Oscilloscope
- 5 MHz Function Generator
- 100 MHz Universal Counter
- Relay Multiplexer
- 12 bit Dual Voltage Digital-to-Analog Converter
- 16 bit Digital Input/Output
- Relay Actuator



See a live demonstration of PC Instruments.

Call 1-800-344-2525 (in the Continental U.S.) or 1-800-348-8181 (in NJ) for details.

Microsoft® and Microsoft BASIC® are U.S. registered trademarks of Microsoft Corporation. AD 2101552



FIXED DISKS AND THE PC AT

*A comparison of speed and performance
that matches the PC AT against the PC XT*



BY JON SHIELL AND JOHN MARKOFF

THE IBM PC AT provides more flexibility and computing power than its popular predecessor, the IBM PC. The AT is based on the Intel 80286 microprocessor, which executes instructions faster and more efficiently than the PC's 8088.


The AT provides a memory space potentially 16 times larger than the PC's. This is an unexplored realm for personal computer software developers that is certain to prove tempting.

The introduction of the AT set a new standard for fixed-disk capacity and performance for microcomputer systems. The AT provides double the disk capacity of the PC XT and offers a simple method for the user to install up to two hard disks with capacities of almost 140 megabytes each.

WHY THE AT IS FASTER THAN THE XT

There are a number of factors, some obvious, some more subtle, why the AT exceeds the XT's performance. First, the raw clock rate of the AT's 80286 chip is 12 MHz. (The 80286 divides this by 2 internally.) The XT's 8088 clock rate is 4.77 MHz. Therefore, even if everything else were comparable between the two systems, the AT would still be a little more than 26 percent faster than the PC.

However, everything is not that



clearly defined. For example, the AT's math coprocessor, the 80287, runs at only one-third the frequency of the AT's raw system microprocessor clock (12 MHz)—that is, 4 MHz. This compares unfavorably to the IBM PC's numeric processor, the 8087, which runs at the full speed of the PC—4.77 MHz. The math coprocessor doesn't help the AT's performance as much as might be expected.

Despite this obvious imbalance, however, most comparisons lean markedly in favor of the AT. A comparison of each computer's system bus reveals that the AT has a 16-bit data bus; the PC has an 8-bit data bus. Using an 8-bit bus for a 16-bit microprocessor (as is done in the IBM PC) costs 15 to 20 percent in system performance. This, combined with the approximately 25 percent increase due to the difference in clock rates, still gives a speedup of less than 50 percent, so there must still be other factors that contribute to the AT's speed advantage.

Significantly, the 80286-powered AT runs with a single wait state; if it ran no wait states, RAM random-access read/write memory) with a maximum access time of less than 120 nanoseconds (ns) would be necessary. By adding the wait state it is possible for the AT to use standard RAM (150-ns access). The use of the wait state cuts the effective processing rate by less than 25 per-

(continued)

Jon Shiell is a system architect and microprogrammer. He can be reached at POB 61195, Sunnyvale, CA 94088.

John Markoff, a technology writer for the San Francisco Examiner, is a former BYTE editor. He can be reached at 110 Fifth St., San Francisco, CA 94123.

cent on the average, according to Intel benchmarks.

At the microprocessor level, the 80286 is dramatically more efficient than the 8086. The 8086/8088 merely overlaps the instruction fetch (IF) of the next instruction with the execution of the current one.

The 80286 architecture is "pipelined" and adds an additional level of parallelism by overlapping the fetch of a third instruction with the decod-

ing of a second instruction and execution of the current instruction. In fact, the amount of instruction overlap in the 80286 is roughly comparable to that in some of IBM's mainframe computers.

When combined with the additional hardware speedup of some instructions and internal bus and clock speed enhancements, the 80286 runs between two and six times faster than a 5-MHz 8086 or the PC XT's

4.77-MHz 8088, which is slower and uses an 8-bit data bus.

Another interesting point of comparison is in the speed of DMA (direct memory access), the device-to-memory transfer that doesn't involve the central processing unit (CPU). Here, the AT's performance is significantly slower than that of the IBM PC.

The PC AT's system DMA rate is 1.66 microseconds (μ s) per transfer

FACTORS AFFECTING DISK PERFORMANCE

Four major physical factors determine overall disk performance: access time, cylinder size, transfer rate, and average latency.

Access time is the amount of time it takes to move the read/write heads over the desired tracks (cylinders). Once the heads are over the desired tracks, they must settle down from the moving height to the read/write height. This is called the settling time and is normally included in the access time. Specifications for AT and XT disk-drive options are shown in table A.

A cylinder is composed of all tracks that are under the read/write heads at one time. Thus, tracks per cylinder is the same as the number of data heads in the drive. Cylinder size is defined as tracks/cylinder \times sectors/track \times bytes/sector.

The Quantum Q540, for example, has four platters and eight data heads,

while the Vertex V170 has four platters, seven data heads, and one servo head. The difference is that the Quantum drive uses an embedded (or wedge) servo, where the servo signal is embedded on the data tracks, preceding the data portion of each sector on the disk. The Vertex drive uses a dedicated servo that requires its own surface. This difference means that the Quantum drive has 8.5K bytes more data available to it before it must seek the next track; if all other factors were equal (which they aren't), the Quantum would be slightly faster in those cases that required reading that "extra" 8.5K bytes.

Transfer rate is the rate at which data comes off the disk. It depends on rotation rate, bit density, and sector interleaving. The first two factors are practically the same for all AT-compatible 5¼-inch hard disks, but not for all

floppy disks (the AT's spin 20 percent faster than the other PC floppies).

Sector interleaving is used to cut down the effective transfer rate. The interleave factor of 6 used on the XT cuts the effective transfer rate from 5 megabits per second to 0.833 megabit per second. Note that embedded servo disks, such as those used in the XT and the AT, actually spin about 1 percent slower than 3600 revolutions per minute (rpm) to allow for the increased density due to the servo.

Average latency is the time required for a disk to spin one-half of a revolution. For hard disks, which spin at 3600 rpm, the average latency is 8.33 ms (1/3600 rpm \times 60 seconds/minute \times 0.5 = 8.33 ms per half revolution). This is due to the fact that after the heads finish seeking and settling, you must wait for the required sector to come under the heads.

Table A: Sample transfer rates and a comparison of specifications for the disk-drive options available for the IBM PC AT and PC XT. Note that the interleave factor is the only difference between the last two entries in the table; the drive is the same for both entries.

	PC XT Floppy Disk	AT 360K-byte Floppy Disk	AT 1.2-megabyte Floppy Disk	PC XT Hard Disk	PC AT Hard Disk	PC AT Hard Disk
Rotation	300 rpm	360 rpm	360 rpm	3600 rpm	3600 rpm	3600 rpm
Base rate	250K bits/second	300K bits/second	500K bits/second	5M bits/second	5M bits/second	5M bits/second
Interleave	none	none	none	6	3*	2*
Actual rate in bytes/second	31,250	37,500	62,500	104,167	208,333	312,500

* The AT technical reference manual shows an interleave factor of 2, but the advanced diagnostics and the "IBM PC Seminar Proceedings" claim that the interleave factor is 3.

(five AT cycles per transfer at 3 MHz). This yields the channel bandwidths shown in table 1.

The DMA rate of the PC XT is 1 byte per five cycles (1.05 μ s) for a DMA channel bandwidth of 0.952 megabyte per second. This bandwidth is the result of IBM designing the AT with 5-MHz DMA controllers.

The AT's DMA controllers cannot run at the full 6-MHz rate of the AT system clock, and it is difficult to attain clock rates that are not simply an integer division of the system timing. The design decision was to set the DMA rate at 3 MHz. This is not as critical a shortcoming for the AT as it may first appear, because few devices (hard disks excluded) can saturate the AT's DMA capability.

It is interesting that the AT does not use DMA for hard-disk input/output (I/O). Instead, the AT's hard-disk controller has a 512-byte sector buffer that is accessible by the 80286 as a 16-bit device.

When the buffer is full or empty, the controller interrupts the 80286 (using INT14 hexadecimal), which then moves the data via programmed I/O (that is, Rep Insw for reads and Rep Outsw for writes) to or from memory at a rate of 2 megabytes per second. This transfer rate is approximately twice that of the XT.

The 2-megabyte transfer rate of the AT for string-move operations is the result of using three cycles (including one wait state) to bring the data (16 bits) into the processor and another three cycles (including another wait state) to move the data into memory. This process uses six cycles per 2-byte transfer. At a clock rate of 6 MHz, a single clock cycle takes 167 ns. Six cycles therefore require 1002 ns for a 2-byte transfer, which corresponds to an effective rate of 2 megabytes per second.

ZERO WAIT STATE

IBM has provided a special line called the zero wait state (OWS) signal on the bus to suppress the wait states. This is useful if you have high-speed memory and an expansion card that supports this signal.

For example, in the preceding case performance could be improved by one-sixth because the memory card used in the transfer could suppress the wait state. However, the AT's disk controller won't suppress the wait state when transferring data from its sector buffer. Therefore, a savings of only one cycle per transfer is possible. By using the OWS signal we can speed up the transfer rate from 2 megabytes per second to 2.5 megabytes per second.

In addition to bus factors, the AT's 1.2-megabyte floppy disk holds more than three times as much data as the XT's 360K-byte floppy disk. It also has a data-transfer rate that is twice that of the XT's and an average latency that is 20 percent less than that of the XT's. Furthermore, the AT's floppy disk has somewhat faster access times.

Of course floppy-disk speeds are not that significant, as the floppy disk plays a much less important role in

(continued)

Table 1: Channel bandwidth data for the IBM PC AT.

DMA Channel	Transfer Width	Channel Bandwidth
0-3	1 byte	0.6 megabyte/second
4	used to cascade channels 0-3	
5-7	2 bytes	1.2 megabytes/second

CAN THE AT SUPPORT NONINTERLEAVED HARD DISKS?

[Editor's note: An interleave factor of 1:1 implies a noninterleaved disk.]

Let's do some quick back-of-the-napkin calculations to answer this question. At 3600 rpm one rotation takes 16.67 ms, and one rotation per track of 17 sectors results in less than 1 ms per sector. There are about 10,416 bytes per unformatted track, again at one track of 17 sectors; this gives us about 612 bytes per unformatted sector.

There are 512 bytes of data in a formatted sector, thus about one-sixth of the sector is not data (512 data bytes out of 612 possible). If we assume that during this period the AT's track buffer is available to the 80286, then we have one-sixth of 1 millisecond or about 150 μ s to fill or empty the buffer. This assumes that the buffer is single-ported and doesn't support interleaved access, which seems to be the case for the AT.

Programmed I/O normally transfers one word every six cycles, which means a data rate of 2 megabytes per second. To move our 512 bytes of data will take about 250 μ s, assuming INT14 hexadecimal (the buffer full/empty interrupt) overhead is 0, which it isn't.

We expect that without interleaving we have less than 150 μ s to fill or empty the buffer, while the 80286 would need at least 250 μ s. Consequently, the sector buffer will not support 1:1 interleaving but will probably support 2:1 interleaving without any major problems. This is due to the fact that we have almost 1 millisecond to fill or empty the buffer when 2:1 interleaving is used.

the system design of the AT than it does in the PC.

COMPARING THE AT AND XT HARD DISKS

Let's compare the hard disks that are standard equipment on the XT and

the AT. We will also discuss a 140-megabyte disk, the Maxtor XT-1140.

Looking at the relative access times (including latency) for the XT, the AT, and the Maxtor shows the Maxtor to be by far the fastest drive; however, we also find that the AT's disk is about

40 percent faster on the average than the XT's (see table 2).

But access time is not everything. Table 3 shows the comparative times for a 127,000-byte read (assume all sectors are contiguous and start with sector 1, head 0).

Although the Maxtor's access time for this operation is about 350 percent faster than the AT's, which is about 15 percent faster than the XT's, its access time gets swamped by the transfer times. The apparent differences are shown in table 4.

The XT appears to be about 85 percent slower than the AT, which is only about 14 percent slower than the Maxtor. The Maxtor's faster access time is swamped by the 609 milliseconds (ms) it takes to transfer the data, and it has no advantage in transfer rates. However, for a smaller (more normal size) file, say 34K bytes, we would get the times shown in table 5.

The XT appears to be about 80 percent slower than the AT, which is

Table 2: A comparison of disk performance for the AT and the XT with standard disks and the AT with the Maxtor disk.

Track-to-track access time + latency		Index
Maxtor	5 ms + 8.3 ms = 13.3 / 22.3	= 0.60
PC AT	14 ms + 8.3 ms = 22.3 / 22.3	= 1.00
PC XT	16 ms + 8.3 ms = 24.3 / 22.3	= 1.09
Mean access time + latency		Index
Maxtor	30 ms + 8.3 ms = 38.3 / 60.3	= 0.64
PC AT	52 ms + 8.3 ms = 60.3 / 60.3	= 1.00
PC XT	85 ms + 8.3 ms = 93.3 / 60.3	= 1.55
Maximum access time + latency		Index
Maxtor	48 ms + 8.3 ms = 56.3 / 105.3	= 0.53
PC AT	97 ms + 8.3 ms = 105.3 / 105.3	= 1.00
PC XT	205 ms + 8.3 ms = 213.3 / 105.3	= 2.03

Table 3: Time required for a 127,000-byte read operation.

Drive Type	Bytes/Cylinder	Cylinders Required	Average Access Time (note 1)	Cylinder-to-Cylinder Access Time (note 2)	Interleave Factor	Average Latency/Track (note 3)	Aggregate Access Time (note 4)	Transfer Rate (bytes/second)	Transfer Time (note 5)
PC XT	34K	four	85	(3) x 16	6	8.3	166.2	104,200	1219
PC AT	34K	four	65	(3) x 14	3	8.3	140.2	208,333	609
Maxtor	127K	one	30	n.a. (one cylinder used)	3	8.3	38.3	208,333	609

Notes

1. Average access time is the average time required for the disk heads to move from any cylinder to any other cylinder on the disk (including settling time before the heads can read data).
2. Cylinder-to-cylinder access time is the time required to move the heads from one cylinder on the disk to an adjacent cylinder on the disk (including settling time).
3. Average latency is the time required for a disk to spin one-half revolution. For hard disks, which spin at 3600 rpm, the average latency is 8.33 milliseconds
(1/3600 rpm x 60 seconds/minute x 0.5 = 8.33 ms per half revolution)
This is due to the fact that after the heads finish seeking and settling, you must wait for the required sector to come under the heads before reading data.
4. Aggregate access time is determined by
average access + [number of cylinder-to-cylinder changes x cylinder-to-cylinder time] + [number of cylinders x average latency].
5. Transfer time is determined by
[127K bytes divided by transfer rate in bytes/second] expressed in milliseconds.

about 40 percent slower than the Maxtor. If the file were spread over two cylinders on the XT and the AT (a more normal case due to their significantly smaller cylinder size), the ratios would be as shown in table 6. As expected, the Maxtor looks even better in this more typical case because it doesn't need the additional track-to-track access and associated latency. Also note that the AT's relative performance slipped a bit due to the small difference in AT and XT track-to-track access times.

Access time is most important when doing a lot of disk accesses in a short period of time, for instance, when searching a large database or working on a file that, due to fragmentation, is spread out over the entire disk. For example, to read a 34K-byte file (17 clusters on the AT's 20-megabyte disk) on a very fragmented disk could take up to 17 average accesses for a total of more than 1 second (1025 ms = 17 × (52 ms + 8.3 ms)).

It takes 163 ms to transfer the data. So our effective I/O time is 1188 ms as opposed to 236 ms for an unfragmented disk. Even if we assume less fragmentation—say the file is split into four parts—we get total access time of about 241 ms (4 × (52 ms + 8.3 ms)); adding the transfer time gives us 404 ms, or about a 50 percent decrease in the disk's effective "speed."

This points out the importance of not letting your disk get very fragmented, as this results in much longer effective access times.

Let's look at another example using our big file of 127K bytes. If it's all in three continuous cylinders, it will take about 117.9 ms, as we've shown, for the access portion of the read (assuming that the file allocation table [FAT] and the directory are already in memory). But the worst case is where the file is spread out over the entire disk, with only one cluster per cylinder and the cylinders in random order.

It could take approximately one mean access per track over 64 tracks (127K bytes divided into 64 clusters of 2K bytes each; one cluster per track) for an effective access time of

Table 4: A comparison of access time, transfer time, and performance index for the AT and the XT with standard disks and the AT with the Maxtor disk.

Drive Type	Access Time	Transfer Time	Total	Performance Index
PC XT	166.2 ms	+ 1219 ms	= 1385 ms / 749 ms	= 1.85
PC AT	140.2 ms	+ 609 ms	= 749 ms / 749 ms	= 1.00
Maxtor	38.3 ms	+ 609 ms	= 647 ms / 749 ms	= .86

Table 5: Transfer time and performance index for a 34K-byte transfer.

PC XT drive: one average access	85 ms + 8.3 ms = 93.3 ms		
	34,000 bytes at 104,200 bytes/second = 326 ms	(interleave of 6)	
PC AT drive: one average access	65 ms + 8.3 = 73.3 ms		
	34,000 bytes at 208,333 bytes/second = 163 ms	(interleave of 3)	
Maxtor drive: one average access	30 ms + 8.3 = 38.3 ms		
	34,000 bytes at 208,333 bytes/second = 163 ms	(interleave of 3)	

Results in:

Drive Type	Access Time	Transfer Time	Total	Performance Index
PC XT	93.3 ms	+ 326 ms	= 419 ms / 236 ms	= 1.78
PC AT	73.3 ms	+ 163 ms	= 236 ms / 236 ms	= 1.00
Maxtor	38.3 ms	+ 163 ms	= 146 ms / 236 ms	= .62

Table 6: Transfer time and performance index for a 34K-byte file contained on two cylinders.

Drive Type	Access Time	Transfer Time*	Total	Performance Index
PC XT	93.3 ms	+ 326 ms	+ 24.3 ms = 444 ms / 259 ms	= 1.71
PC AT	73.3 ms	+ 163 ms	+ 22.3 ms = 259 ms / 259 ms	= 1.00
Maxtor	38.3 ms	+ 163 ms	+ 0.0 ms = 146 ms / 259 ms	= .56

* Track-to-track access time plus average latency

almost 4 seconds (3859 ms = 64 × 60.3 ms including latency). So we get disk I/O times of about 749 ms versus 4468 ms (almost 4.5 seconds); thus, the fragmented disk appears to be about six times slower than the unfragmented one.

If you want to get an idea of how fragmented your hard disk is, the DOS CHKDSK command, when given a filename, displays the number of

discontinuous areas occupied by the file. While this is not as useful as it could be (what we really want to know is how many cylinders the file is spread across), it gives us a fair idea of the amount of fragmentation.

CLUSTER SIZE

An additional factor, cluster size, is purely an operating-system function.

(continued)

but it does affect disk performance. A cluster is the number of contiguous sectors that DOS allocates each time disk space is needed. The FAT is what DOS uses to keep track of which clusters are allocated to which files and which are available for use. Beginning with DOS 3.0 there are now two types of FATs, depending on the size of the partition. An FAT that uses 12-bit entries is used for disks holding

less than 20 megabytes, and one with 16-bit entries is used for disks holding 20 megabytes or more.

On a 10-megabyte disk or partition, each cluster is 4K bytes or eight sectors, and the FAT takes up 4K bytes. Using a 12-bit FAT entry results in 4096 possible clusters. DOS uses a 4K-byte cluster with a 12-bit FAT. This results in a maximum disk size of 16 megabytes (4096 clusters/disk × 4096

bytes/cluster) without using a larger cluster size. All floppy disks use this scheme.

On disks or partitions of 20 megabytes and more, the cluster size is 2K bytes or four sectors. For a 20-megabyte disk, this means that the FAT is 20K bytes, and for a 32-megabyte disk or partition, the FAT occupies 32K bytes.

(continued)

USING DEBUG TO DETERMINE THE CLUSTER SIZE OF A DISK

The first and last register dumps are for the C drive, while dump 2 is a 1.2-megabyte floppy disk.

The register meanings are as follows: If the AX register contains FFFF hexadecimal on return, then the drive number was invalid and the rest of the registers are meaningless. Otherwise the registers contain the following:

AX number of sectors per cluster, four for the hard disk and one for the floppy disk

BX number of free clusters

CX number of bytes per sector, normally 200 hexadecimal or 512 bytes

DX total number of clusters on the disk

Therefore, the hard disk has a DOS partition of 15,630 (3D0E hexadecimal) clusters at four sectors per cluster, for a total of 62,520 sectors or 31.26 megabytes (using a Quantum Q540, Type 7 drive).

```
>debug
-a
XXXX:0100 ; Remember that debug works only with hexadecimal numbers
XXXX:0100 mov ax,3600 ; Load AH with the function code (36 hexadecimal)
XXXX:0103 mov dx,0000 ; DL = drive number (0 = default, 1 = A, 2 = B, 3 = C, ...)
XXXX:0106 int 21 ; Call DOS to do the function
XXXX:0108 nop ; Space saver to stop at
XXXX:0109
-g = 100 108 ; This is for Drive C
AX = 0004 BX = 2F6C CX = 0200 DX = 3D0E SP = XXXX BP = XXXX SI = XXXX DI = XXXX
DS = XXXX ES = XXXX SS = XXXX CS = XXXX IP = 0108 XX XX XX XX XX XX XX XX
XXXX:0108 90 NOP
-a 103
XXXX:0103 mov dx,0001 ; Now let's look at the 1.2-megabyte floppy
XXXX:0106
-g = 100 108
AX = 0001 BX = 045B CX = 0200 DX = 0943 SP = XXXX BP = XXXX SI = XXXX DI = XXXX
DS = XXXX ES = XXXX SS = XXXX CS = XXXX IP = 0108 XX XX XX XX XX XX XX XX
XXXX:0108 90 NOP
-a 103
XXXX:0103 mov dx,0003 ; Now let's look at Drive C
XXXX:0106
-g = 100 108
AX = 0004 BX = 2F6C CX = 0200 DX = 3D0E SP = XXXX BP = XXXX SI = XXXX DI = XXXX
DS = XXXX ES = XXXX SS = XXXX CS = XXXX IP = 0108 XX XX XX XX XX XX XX XX
XXXX:0108 90 NOP
-q
>
```


Presenting

JC+PC NETWORK



WHAT YOU SHOULD, WHAT YOU SHOULD NOT, NOW AND LATER

You don't want to buy a multi-user system without a PC file server capability. You don't want to buy a PC file server without a multi-user capability. The Multi-User File Server (MUFS) is what compliments your needs in performance, growth, and cost.

Selecting the right computer system is the most crucial requirement for your company



growth, because of ever-increasing demand in computer performance and capacity. The computer you purchase now should not be a bottleneck later.

JC Multi-User, Multi-Processor, File Server is the only computer system you can afford to speculate. And Nothing else. . .

See us at
 **COMDEX/Fall '85**
 November 20-24, 1985
 Las Vegas Hilton Hotel
 Las Vegas, Nevada



JC INFORMATION SYSTEMS
 161 Whitney Place
 Fremont, CA 94539
 408/945-0318 TLX: 910-381-7041

In Australia: Synax Systems, Ctr. Pacific Hwy & Beaconsfield, Lindfield N.S.W. Australia 2070, Tel: 467-1166 TLX: (790)25468
 In The United Kingdom: Interam Corporation 62 Weir Road Wimbledon, London SW19 8UG, England, Tel: 879-1888 TLX: (851)8954072
 In Europe: COSTEC GmbH Holländische Strasse 19, 3500 Kassel, West Germany, Tel: 56147268 TLX: (841)99695
 ARECTA System AB Ekensbergsvagen 117, S-171 41 Solna, Sweden, Tel 898-6790 TLX: (854)08986790

Statistical Tools for PROFESSIONALS

- ▶ easy to learn
- ▶ fast
- ▶ comprehensive
- ▶ easy to use
- ▶ accurate
- ▶ reliable

StatPac™

Complete statistical package proven for over 5 years



Goodness-of-Fit™

Advanced regression package for interactive model building

Forecast Plus™

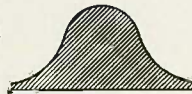
Over a dozen graphical time-series analysis techniques

Call for Information 1-800-328-4907

WALONICK ASSOCIATES

6500 Nicollet Ave. S., Minneapolis, MN 55423

(612) 866-9022



The actual calculation for FAT size, assuming a 2K-byte cluster, is: disk or partition size/2K bytes × 2 bytes/FAT entry, which reduces to 1K byte of FAT per 1 megabyte of disk or partition. The reason for increasing the number of clusters on the disk instead of just increasing the size of each cluster is that, while large clusters are good for access time, most files fit in just a few clusters, thereby minimizing the fragmenting of the disk.

A large cluster is inefficient in terms of space. Assume that we use an 8K-byte (16 sectors) cluster size for our 20-megabyte disk. This lets us map the disk into an FAT with 12-bit entries (20 megabytes at 1 cluster; 8K bytes is 2560 clusters). But because files are allocated space in units of 8K bytes, on the average each file wastes 4K bytes (half of its last cluster).

This 4K bytes of waste per file can really add up. Let's say we have 512 files on a disk. This means that 2 megabytes, or 10 percent of the total space on the disk, is wasted (512 files × 4K bytes per file). By keeping the cluster size at 2K bytes (four sectors), the amount of wasted space is greatly reduced, but a penalty is paid both in the size of the FAT and in the speed with which the disk gets fragmented.

The reason we care about the size of the FAT is not because it uses up more disk space but because DOS keeps a copy of the FAT of the active disk(s) in memory. And while 20K bytes for a 20-megabyte disk (or 32K bytes for the biggest disk or partition DOS supports) is not so bad in a 256K-byte system, it can add up.

One last relevant feature of the AT is that its hard-disk controller supports overlapped (buffered) seeks. Also, the controller board supports one floppy-disk and one hard-disk data transfer at the same time. The fixed-disk interface is ST412. Overlapped seeks allow a system with two or more hard disks to overlap operations. This is done by sending multiple step (seek) pulses to a drive that then disconnects and does the stepping without the controller. The controller is then free to work with its remaining drive(s). ■

For users of IBM PC, AT, XT, PCjr and most IBM compatibles.

PRINTQ™



- ★ DOUBLE PC OUTPUT.
- ★ ENHANCE PRINTER CONTROL.

Get the first real "mainframe" PC print spooler for just \$69.

PrintQ is a complete, independent print control subsystem that increases PC productivity so dramatically, it's like having an extra PC. Only better. PrintQ not only lets you run applications in the foreground while it controls your printer in the background, it actually gives you *greater printer control* than ever before. PrintQ gives you the power to:


- Re-start at any page after form jams
- Print up to 255 copies
- Get help via built-in text
- Minimize form changes
- View documents without printing

- Hold documents for later printing
- Simplify forms alignment
- Print in any order
- Control printer at any time via pop-up display
- Store as much data as your disk can hold
- Interface with existing programs
- Boot directly

Save time. Save money. Get maximum productivity from your PC and printer whether you're an advanced or beginner user. Call now or mail the coupon to order.

1-800-346-7638

In NJ, Call 201-361-1550



PRINTQ, Software Directions, Inc. 425 Route 10, Randolph, NJ 07869

YES. Rush me PrintQ for just \$69, which includes postage and handling. After using PrintQ, if I'm not convinced it increases my PC's productivity, I'll return it within 30 days for a full refund.

Name _____

Address _____

City _____ State _____ Zip _____

Check enclosed Visa Mastercard American Express

Acct. No. _____ Expiration Date _____

Signature _____

IBM is a registered trademark of International Business Machines Corporation. B10

NJ residents add 6% sales tax.

A FEW GOOD REASONS TO BUY A NEW CANON PERSONAL COMPUTER.

Canon Personal Computers run all popular IBM PC-compatible software.

If you're in the market for a smart, fast, modestly priced personal computer that's IBM-compatible, look no further. Canon has just created the ideal series.

The Canon Personal Computer A-200 Series can run hundreds of programs designed for the IBM PC family. Without modification. Even the layout of the keyboard is compatible with the IBM PC's. And with its 16-bit microprocessor, memory and display adapter, each can process complex data in record time.

They expand as you expand.

As your needs change, so can Canon Personal Computers. Each comes with built-in parallel and serial ports. And with expansion capability in most models, you can modify the system according to your own needs.

You can add optional IBM-compatible hardware, too. Like the Canon memory expansion board. Or one of Canon's full line of quality printers, including the advanced laser beam printer.

Canon's three-for-all.

The Canon Personal Computer A-200 Series offers three ways to enter the world of personal computers.

The standard floppy disk model is a ready-to-run, compact system with 256K bytes of memory, expandable to 512K bytes. It offers a choice of monochrome or color graphic display and two 5 1/4" 360K byte drives.

The powerful hard disk model runs complex business software with even more speed and greater storage memory capacity. It comes with a 5 1/4" 360K byte floppy disk drive and a 10M byte hard disk drive.

And the transportable model weighs in at a low 19 pounds, so it's perfect for the business professional on the move. It features a 512K

byte memory, full-sized graphic LCD screen and two 360K byte floppy disk drives. Plus, the RGB color monitor interface lets you use the transportable model with a color graphic display. And the transportable model has a built-in 300/1200 bps modem.

What's in a name?

Plenty, when that name is Canon. Every Canon Personal Computer is the product of a company world-renowned for quality and innovation. So when you enter the computer age with Canon, you know you're in good company.

For more information, see your local computer dealer or call 1-800-323-1717, x325. (In Illinois, 1-800-942-8881, x325.)




Canon®

Canon U.S.A., Inc., One Canon Plaza, Lake Success, NY 11042.
© 1985 Canon U.S.A., Inc.

Inquiry 20

Kimtron

MULTI-USER SOLUTION for IBM PC, XT, AT



Compare the Solution!

The Multi-User Solution of the future is now available.

Convert your IBM PC, XT, AT or Compatibles to a true multi-user system while maintaining display, keyboard and software compatibility.

Since the KT-7/PC display is the same as your PC monochrome monitor, with its look-alike keyboard, operators will feel they're using an IBM PC and can also use the same software manual. Kimtron's multi-user solution includes file and record locking, shared data access, and communication between users. It is the intelligent alternative.

The KT-7/PC supports Time Sharing, Enhanced Time Sharing

and Multi-Processor implementation under PC DOS, MS DOS, UNIX, XENIX, CPM 86, Multilink, Concurrent PC DOS, and other compatible multi-user operating systems.

Kimtron's multi-user solution may be tailored for cost effectiveness; as low as \$1095 for an additional user, and for speeds more than ten times faster than LAN. You can add one or as many as 31 additional users per PC. Kimtron delivers the future now by allowing an ever-widening network of multi-user PC's.

The KT-7/PC may be complemented with one (or more) I/O Card, Memory Card, 8086 Speed

Enhancer Card, 80286 AT Card, 8088 Multi-Processor Card, 80186 Speed Enhancer Card, 68000 Card, and related software.

For more information about Kimtron's Multi-User Solution, or general video data terminals for other mini or micro multi-user systems, call your local computer dealers, distributors or Kimtron Corporation Today!

(408) 286-8790
TWX 910-338-0237

1705 Junction Court
Building #160
San Jose, CA 95112
Kimtron

NOTE: IBM PC, XT, AT, PC DOS, MS DOS, UNIX, XENIX, CPM 86, Multi-Link, Concurrent PC DOS are registered trademarks of IBM Corporation, Microsoft Corp., Bell Labs., Digital Research Inc., Software Link Inc. respectively.

A SURVEY OF DEBUGGERS

*A detailed look at the features
you should look for in a debugger*



BY FRANK DRAKE JR., ARTHUR McCAFFREY, AND JOHN SADOWSKY

A WIDE RANGE of people use debuggers. The novice programmer curious about IBM PC architecture, the end user making an occasional patch to software, the hacker exploring existing code, and the software developer wanting to make the best use of his time all need some way to see inside the IBM PC and its software. (See the text box "How Debuggers Work," page 180, for a discussion of debugger techniques.)

Recent developments have brought many new debugging features to the IBM PC. We plan to showcase some of these features and describe some tips for getting the most out of Microsoft's Debug, a program that is included with MS-DOS. Debug is an extremely reliable program. Its more common uses include tracing through and disassembling object code, dumping data, and reading absolute disk sectors. Since

anyone who owns MS-DOS owns Debug, it is the cheapest and most common debugger for the IBM PC.

One of the important needs that Debug fills is for a standard debugger. When you want to illustrate some technical feature of the IBM PC, you can be sure that everyone has Debug. Using input redirection, you can simplify the distribution of a patch for a program that is already on the mar-



ket. The best way to distribute this patch is to create a file that contains the keystrokes of a Debug session that would fix the program. You could send it to software distributors, who would then be free to give a copy to anyone who needed it. You would only have to execute Debug, using input redirection to get its input from the debugging session file. If the file containing these keystrokes is named

PATCHES.TXT and the program to be patched is BADPROG.COM, the command line would be

```
A>DEBUG BADPROG.COM <PATCHES.TXT
```

Debug is lacking in several areas. It does not support symbols (in this article, symbols refer to mnemonics that represent memory locations within your program). Its tracing capabilities are weak. It has only 10 breakpoints and as soon as program execution stops, all breakpoints are cleared.

When Debug and the program being debugged share the same output device, Debug overwrites the program's output. One way around the problem of overwritten screens is to redirect Debug's output to a printer. Then the printer acts as a terminal and the screen is free. To accomplish this, enter

```
A>DEBUG >PRN
```

(continued)

Frank Drake Jr. (34 Farrwood Dr., Andover, MA 01810) is a student and employee of the University of Lowell. Arthur McCaffrey (98 Neponset Ave., Hyde Park, MA 02136) has been involved in various aspects of computers, programming, and analysis since the early 1960s. John Sadowsky (Atlas Distributing Corp., 44 Southbridge St., Auburn, MA 01501) is a self-taught programmer who uses microcomputers extensively in small-business management.

Just look to your printer for Debug's output. You should remember that most printers are line-buffered and will not show Debug's prompt or what you type until you hit the carriage return. Also, note that this technique does not work for programs that write their output to the standard output device; in this case, the program's output will also go to the printer.

OPERATING MODES

Because a programmer might spend many hours of his day with a debugger, the user interface is an important factor. Two approaches are terminal and windowed output. Terminal output, like that used by Debug, is more common. Usually programs with terminal output have command-driven input, where you type a request and the debugger either completes the given task or supplies the requested information. As the screen fills, the oldest data scrolls off it. An advantage of the terminal interface is that you can look back and see what you have done over the last few commands.

A windowed interface makes it easy to view several kinds of information at once. You might have a window with a memory display, a second window with a disassembly of the code, and a third window for the registers. (Pfix86 from Phoenix Software Associates Ltd. uses this kind of output interface, along with a Lotus 1-2-3-style menu-driven input interface.) You might even have a stack window that grows down or up, depending on how you like to picture the stack in your mind.

PC Probe (Atron Corp.) mixes the features of both worlds. It has a terminal I/O (input/output) interface like Debug, but it also allows definition of macros and windows that can be linked together. For example, you can create a macro that will display the registers and specific memory locations. Once linked to a window, the registers and values at the memory locations are displayed in that window after each debugger command has been completed. This interface lets you make the best use of your screen,

displaying exactly what you want when you want it.

SYMBOLIC DEBUGGING

Among the most important debugger features is support for symbols. It is usually a good idea to break down large programs into small modules so you can work on portions of the program, then link them all together. When you have multiple segments, you can no longer use the offsets found in the .LST file to determine the location of the program counter or data. Symbols let you refer to memory locations by the name used in the source file.

Since debuggers use executable code (the .EXE or .COM file being debugged) as their main input, they do not have direct access to the symbols used in the source file and must obtain the symbols in other ways. A common way to obtain symbols is by reading the .MAP file produced by the linker (although you might have to convert it to the debugger's own readable format). In order to obtain symbols this way, you must meet two conditions. You must define the symbols as public (global) symbols when the source is assembled or compiled, and you must link the program using the linker's /MAP option to place all the symbols it encounters into the .MAP file. You can use this process to your advantage in that you can enter symbols into your .MAP file after linking. Unfortunately, generating a new .MAP file will overwrite the old one, and any symbols entered this way will be lost if you link again.

One debugger, SYMD from D & V Systems, can get its symbols from the .LST file (if you are debugging a .COM program) so that public and local symbols will be available while debugging. The keyboard is another source of symbols. Advanced Trace86 from Morgan Computing Co. Inc., CodeSmith-86 from Visual Age, PDT-PC from Answer Software Corp., and Pfix86 Plus from Phoenix Software Associates Ltd. all let you define symbols during the debugging session. CodeSmith-86 lets you take a "snapshot" of the session and write it to

disk but does not save the new symbols in the main symbol file. You can reload this snapshot later so you can resume a past session and restore all the symbols entered at the keyboard during that session. On the other hand, Advanced Trace86 saves symbols in the executable file. Pfix86 Plus saves them in a symbol table file.

Symbols make it much easier to follow the flow of the program, especially in a debugger that presents a window on the disassembled code. When you look at disassembled code, it is much easier to understand a JMP ERROR_EXIT than a JMP 127f:1045.

Several debuggers allow symbolic debugging in overlays. Pfix86 Plus gives the symbolic output of overlays linked with Phoenix Software's Plink86 program linker. PDT-PC and PC Probe also support symbolic debugging of overlays with Plink86.

BREAKPOINTS

All debuggers support the ability to stop execution when the CS:IP (code segment:instruction pointer) combination reaches a specified address. In Debug, for example, you can set such a breakpoint with the G ADDR command, where ADDR is either an offset in the code segment or a segment/offset combination. You can set up to 10 such breakpoints.

Other debuggers go far beyond Debug's rather rudimentary treatment of breakpoints. Symbolic debuggers let you set a breakpoint at a user-defined symbol rather than at a numeric address. This allows you to concentrate on program flow rather than on the hexadecimal addresses in a program listing. SYMDEB, the symbolic debugger included with Microsoft's Macro Assembler version 3.0, is a symbolic superset of Debug. In the example

```
-G = START_OF_PROG SUB1
```

SYMDEB would start execution at the location represented by START_OF_PROG and would execute until it reached either the point represented by SUB1 or the end of the program.


Some debuggers not only allow

(continued)

EVEREX EVER FOR EXCELLENCE



LOTUS 1-2-3 132 COLUMNS



PC PAINT




PC PAINTBRUSH 720x348



SYMPHONY HIGH RESOLUTION



PC PAINT



16 COLORS, 320x200

The Edge



The Plain Facts:

The EVEREX EDGE	The EVEREX EDGE	Paradise Modular Card	Genoa Spectrum	STB Chaufeur	Hercules Graphics Card	Tseng Labs Ultrapak
Runs an IBM or Compatible Color Monitor	/	/	/			/
IBM Monochrome Compatible and High Resolution, 720x348 graphics	/	/	/		/	/
Runs Color Software on a Monochrome Monitor, Full Screen:	/	/	/	/		
—in 16 shades of green on the IBM Monochrome monitor	/	/	/	/		
—Runs Flight Simulator, PC Paintbrush, IBM BASICA commands and more	/	/	/	/		/
—No patches or modifications needed	/	/	/	/		/
—Displayed in the IBM standard 9x14 character set	/	/	/	/		/
Extended Text Modes:	/	/	/	/		/
—132 columns by 25 rows in monochrome	/	/	/	/		/
—132 columns by 44 rows in monochrome	/	/	/	/		/
—132 columns by 25 rows in color	/	/	/	/		/
Runs Lotus 1-2-3™ and Symphony™ in high resolution monochrome graphics:	/	/	/	/	/	/
—in 132 columns by 25 rows	/	/	/	/	/	/
—in 132 columns by 44 rows	/	/	/	/	/	/
Runs Lotus 1-2-3™ and Symphony™ in High Resolution color:	/	/	/	/	/	/
—16 colors, 320x200	/	/	/	/	/	/
— 4 colors, 640x200	/	/	/	/	/	/
Software switchable for all display modes and monitors	/	/	/	/	/	/
Software switchable display memory, 16K, 32K and 64K	/	/	/	/	/	/
Disable Screen Memory	/	/	/	/	/	/
Printer Port (standard)	/	/	/	/	/	/
Light Pen Connector (standard)	/	/	/	/	/	/
Works in any PC-AT slot	/	/	/	/	/	/
List Price	\$399	\$395	\$459	\$395	\$499	\$680*

*Includes one serial port and clock/calendar.

Excellence is the standard at Everex—it's in our name, our products, in everything we do. When you look for the best for your computer—you'll find Everex products.

Visit your local Everex dealer today and ask to see Everex products in action. For the name of your nearest Everex dealer, please call (415) 498-1111. TELEX: 5101000590 EVEREX
FAX: 415-651-0728

Registered Trademarks: Paradise Modular Graphics Card—Paradise Systems, Inc.; Hercules Graphics Card—Hercules Computer Technology; Lotus 1-2-3—Lotus Development Corporation; PC Paint—Mouse Systems Corporation; Tecmar Graphics Master—Tecmar Inc.; Persyst Bob—Persyst Products; Ultra Pak—Tseng Lab.; The Edge—Everex Systems Inc.; IBM, PC Tutorial—International Business Machines Corporation; Flight Simulator—Microsoft Corporation.

Dealer Hotline: (800) 821-0806. In CA (800) 821-0807.

Imagineering Ultimo, Australia TLX: 74349 IMAGIN AA
Microage Distribution Ltd, London, England TLX: 881 3241 WONGS G
Feeder Paris, France TLX: 4413241 FEEDER
Automated Office Systems Hout Bay, South Africa 2721-70-8091
Survex, 1027 Speers Road, Oakville, Ontario Canada L6L-2X5, 416-842-6093
Pride Computers, 102-8167 Main Street, Vancouver,
British Columbia, V5X 3L2, 604-321-5690

EVEREX
EVER for EXcellence

Address: 47777 Warm Springs Blvd., Fremont, CA 94539 (415) 498-1111.

HOW DEBUGGERS WORK

BY JORDAN LEE WAGNER

An assembly-language debugger provides at least two major functions. First, it runs your program one instruction at a time. After each step, your program stops so you can examine the effects of every statement in your code. A debugger also runs your program at full speed until a particular instruction is reached. These capabilities are called single-step trace and breakpoints.

Since the need to debug programs is well known, Intel designed the 8088 with special features to support tracing and breakpoints. This makes it easy to write a simple debugger.

INTERRUPTS

To help you understand how the 8088 architecture incorporates support for debuggers, I will first review interrupts. People process interrupts all the time. Suppose that you are filling in your income tax form. You suddenly realize that you can't go on without pausing to calculate your deductions. While you are adding receipts, the phone rings. You must complete the phone call, then complete the addition, and finally continue filling in the form.

Because the 8088 must react to the real world, it too must process interrupts. Its interrupt mechanism must let the processor save what it is doing, tend to the important process that generated the interrupt, and then resume its original task. Interrupts can be generated by hardware devices, such as keyboards and modems, or by instructions in a program. In the human example above, the telephone is analogous to a hardware interrupt, and the calculation is like a software interrupt.

There can be many different reasons for interrupting the 8088. Each hardware device or interrupt instruction has its own interrupt type, which is a number from 0 to 255. This number tells the 8088 what caused the interrupt and is used to calculate what needs to be done. For every interrupt type, a program somewhere in memory tells the 8088 how to respond.

Such a program is called an interrupt handler.

The 8088 presumes that there is a list of addresses beginning at memory address 0. Each address in the list is 4 bytes long. The first 2 bytes of each address are used as an offset, and the second 2 as a segment. This list of addresses is called the interrupt-vector table. The first address in the list tells the 8088 where to jump to when an interrupt of type 0 occurs, the next 4 bytes contain the address of the program that handles interrupts of type 1, and so on. These are the addresses of the interrupt handlers.

When an interrupt occurs, the 8088 pushes the current flags on the stack. This saves them so that they can be reinstated later. Then the IF (interrupt flag) and TF (trap flag) are cleared. I will discuss the significance of clearing TF later. The IF determines whether or not the 8088 will respond to interrupts. Once IF is cleared, the 8088 can't react to further interrupts until IF is set with an STI (set interrupt-enable flag) command. This ensures that an interrupt handler will not itself be interrupted prematurely. Next, the current contents of the CS (code segment) register and then the IP (instruction pointer) are pushed onto the stack. This enables the 8088 to find its way back after tending to the interruption. Finally, the 8088 uses the interrupt-type number to find the appropriate entry in the interrupt-vector table and loads the values it finds there into CS and IP.

Interrupt handlers return control to the interrupted process with an IRET (interrupt return) instruction. This instruction restores the CS, the IP, and the flags from the stack. Note that no other registers are automatically saved and restored. The interrupt handler is responsible for pushing and popping anything else that it disturbs.

SINGLE-STEP TRACING

Normally the 8088 in your PC executes instructions sequentially until it finds a loop, interrupt, return, jump, or call statement in your program. However,

when the TF is set, the processor executes one instruction and then generates an INT 1. If the debugger has put its own address in the interrupt-vector table, it regains control after each instruction. Since the INT instruction clears TF after saving the flags, the debugger's instructions will not generate any further INT 1s.

The part of the debugger that handles INT 1s saves your program's display, shows you the contents of registers and memory, and processes your commands. When control is to return to your program, the debugger reinstates your program's display and executes an IRET instruction. This transfers control to your program and sets the trap flag when the flags are popped. Your program will still be in single-step mode and the process will be repeated.

An interesting problem arises when you consider how a debugger can begin single-stepping. If it transfers control to your program before setting the trap flag, single-stepping will not occur. But once it sets the flag, it will single-step its own next instruction before control can go to your program. What you need is a single instruction that both transfers control and sets flags.

The IRET op code solves the problem. If the debugger is passing control to the program for the first time, it can push the flags and the program's CS:IP onto the stack before an IRET. If the debugger has been reached by an interrupt, it can modify the flags on the stack to turn single-stepping on or off. This example shows how to begin single-step trace mode.

```

; point to the top of stack
MOV BP, SP
; get pushed flags in ax
MOV AX, SS:[BP + 4]
; turn on single-stepping
OR AX, 0000000100000000B
; put back modified flags
MOV SS:[BP + 4], AX
; start tracing the program
IRET
    
```


The OR statement sets the trap bit and leaves the others unaffected.

BREAKPOINTS

A debugger can execute your program at full speed until it reaches a particular address. It does this by replacing the instruction at that address with an INT instruction. The debugger must put its own address at the appropriate place in the interrupt-vector table in order to regain control. The debugger must also save the instruction that was replaced so that it can restore and execute the instruction later.

Most interrupt op codes on the 8088 are 2 bytes long. One of the bytes identifies the instruction as an interrupt, and the second byte is the interrupt's type number. However, there must be at least one 1-byte interrupt instruction if breakpoints are going to be possible. Otherwise, the debugger would have to replace 2 bytes in order to set a breakpoint. This would work fine for setting breakpoints at 2- or 3-byte instructions, but it would not work for 1-byte instructions. The reason is that, if a program had a jump to the byte following the 1-byte instruction at which the breakpoint was set, the second half of the 2-byte interrupt would be executed as an op code. On the 8088, INT 3 is a special interrupt that generates a 1-byte instruction and is the instruction inserted by debuggers to implement breakpoints.

The program segment in listing A shows why it is necessary to have a 1-byte interrupt. If a debugger used a 2-byte interrupt (say INT 50, which is CD50 in machine language) to set a breakpoint at address CS:0007, then the bytes at address CS:0007 and CS:0008 would be replaced with CD and 50, respectively. The result is shown in listing B. This program will crash because the jump at position CS:0003 will transfer control to the middle of the breakpoint interrupt and execute the instruction at CS:0008. The instruction at CS:0008, 50 hexadecimal, is the machine code for a PUSH AX. The next instruction executed would be E074. E074 will cause the program to decrement CX and then jump forward 74 bytes if the zero flag is not set. But if the zero flag is set, the next instruction will be fetched. This is FB, which is

an STI instruction. At this point, the debugger is executing nonsense rather than the program you were trying to debug. Even if execution proceeds normally from CONTINUE, at the very least the stack and CX are ruined.

Some debuggers let you set many breakpoints at once. In this case, the debugger's INT 3 handler can examine the stack to figure out which breakpoint was reached.

In summary, a simple debugger consists of a mainline program and two resident interrupt handlers. A debugger can also include an INT 2 handler. This allows recovery from crashed systems by using a hardware accessory that generates INT 2s.

The mainline program must place the

addresses of the INT 1 and INT 3 handlers into the interrupt-vector table; call SETBLOCK (DOS function call 4A hexadecimal) to free memory for the program to be debugged; build an ASCIIZ string (string terminated by zero), file control blocks, and a parameter block for an EXEC call (DOS function 4B hexadecimal); and use the EXEC function call to start the program to be debugged.

The two resident interrupt handlers should display registers and process debugger commands, such as turning tracing on or off and setting or clearing breakpoints. This simple debugger model presumes that an INT 3 has been placed at the beginning of the program being debugged.

Listing A: Here is a program segment that illustrates an instance where using a 2-byte interrupt instruction to set a breakpoint at a 1-byte instruction would cause the program to crash.

```
CS:0000  A0B917  MOV  AX, DATA ; address of DATA is 17B9 hexadecimal
          0003  EB05    JMP  COMPARE
LOOP_1:
          0005  01C3  ADD  BX, AX
          0007  48     DEC  AX
COMPARE:
          0008  38E0  CMP  AL,AH
          000A  74FB  JE   LOOP_1
CONTINUE:
          000C
```

Listing B: If you use the 2-byte interrupt instruction INT 50 to set a breakpoint at address CS:0007, the jump at position CS:0003 will transfer control to the middle of the breakpoint interrupt and begin executing nonsense rather than the program you are debugging.

```
CS:0000  A0B917  MOV  AX, DATA ; address of DATA is 17B9 hexadecimal
          0003  EB05    JMP  COMPARE
LOOP_1:
          0005  01C3  ADD  BX, AX
          0007  CD     ; first byte of INT 50
                                ; If reached, control returns
                                ; to the debugger.
COMPARE:
          0008  50     ; second byte of INT 50
          0009  E074  LOOPNZ +74 ; What's left of CMP AL, AH
                                ; combined with beginning
                                ; of JE LOOP1.
          000B  FB     STI ; second byte of JE LOOP1
CONTINUE:
          000C
```

temporary breakpoints that are cleared when program execution halts on a breakpoint, but also provide for fixed breakpoints that remain set until program execution ends or you specifically clear them. Advanced Trace86 sets temporary breakpoints with the GO command and uses a separate command to set up to 10 fixed breakpoints. In Phoenix Software's Pfix86, you can scroll through the text of code and mark instructions as temporary breakpoints. Fixed breakpoints are handled with a different command at the menu level.

A good number of debuggers let you enable and disable breakpoints without clearing them. This facility is even more useful if you can enable and disable the breakpoints in sets. For example, one set of breakpoints might be turned on for following one subroutine, then turned off when you are debugging another area of the program. Advanced Trace86 and CodeSmith-86, in particular, are quite thorough in their support of this facility.

Setting a breakpoint at an address is nice, but the ability to stop execution when a given condition is met allows you much greater control. For example, it might be useful to see exactly when one of the registers reaches a certain value or find out when a memory location is changed. Pfix86 is outstanding in this area. It lets you perform quite complex tests using 22 operators (arithmetic, logical, and bitwise) in the expression. Another debugger that is extremely flexible in this regard is Advanced Trace86, where you can define breakpoint conditions that look like assembly-language instructions (e.g., CMP DI,600).

You might not always want to stop execution the first time an instruction is reached, but on the third, twelfth, or six-hundredth time through a loop. Several debuggers on the market can break on a given iteration, including SYMDEB, Advanced Trace86, Pfix86, and CodeSmith-86. With CodeSmith-86, you can also set a counter to see the number of times a given instruction is executed.

Some debuggers let you define a specific action to be taken at the breakpoint. Pfix86 allows a choice of four possible actions when either an address or a conditional breakpoint is reached. You may elect to stop execution, call a subroutine, or enable/disable a subsequent breakpoint.

BACKTRACING

What do you do when you are tracing through a program and would like to back up to see how you got to the present point? One option is to echo the output from your debugging session to a printer so that you can study previous screen displays at any time. Another possibility is to use a debugger that saves the state of the registers after each instruction and lets you read it back at a later time. Reading back through previous states of the machine to see how you got where you are is called backtracing.

Several debuggers offer backtracing capability, and each one approaches the problem differently. IBM's Professional Debug Facility saves its display in a buffer after each instruction. Scrolling through this buffer lets you see what the debugger displayed after each of the last 2340 instructions. SYMD has a command that lets you see what the state of the machine was after each of the last 255 instructions.

A breakthrough in backtracing is the UNDO function of Advanced Trace86. This command does more than save a display of the machine's prior state; it actually steps backward through the code. You can run the code in reverse, one instruction at a time, for up to 20 instructions. There are some limitations, since certain types of instructions cannot be undone (e.g., interrupts or writing to disk). However, in many situations this backtracing capability is an invaluable tool.

MODIFYING CODE

If you want to modify the program you are debugging, you have to enter the machine-language equivalent of the instructions you want. Many debuggers have an in-line assembly feature where you enter new instructions in their mnemonic form, then

the debugger translates them to machine language and overwrites old code with the new instructions. In-line assembly lets you concentrate on the problem at hand (finding the bugs) rather than figure out the machine code of the instructions to be inserted.

Code insertion (inserting new code between two instructions of existing code) is another breakthrough in debugging. Embedding code in a program can be a problem because once the new code is inserted, address references in existing code might no longer point to the correct locations in memory. Advanced Trace86 provides many ways to do code insertion in its trace and disassemble modes. Once new instructions are embedded in the program, the debugger adjusts any affected code. You can also delete existing code. However, both of these features are restricted to .COM files.

CodeSmith-86 takes a different approach. The source code is inserted in sequence on the screen (where you can write it out later to disk for re-assembly) but is not really embedded in the program. The new machine code is placed elsewhere in memory and reached by an INT 3. The display shows the true CS:IP address of the "inserted" code on the screen. This is for temporary patches only, as access to the new code is quite slow and it might not perform properly in a time-dependent program.

PERFORMANCE ANALYSIS

For programmers who lose sleep wondering if they have chosen the best algorithm or fastest code, the program performance analyzer is a nice feature available with several debuggers. PC Probe, PDT-PC, and SYMD all have performance analyzers. You set up partitions in your program and can then get several kinds of outputs that show where time is being spent and where you should be optimizing.

Screen displays show the percentage of execution time that is spent in each partition. PC Probe and PDT-PC come with hardware that lets you time execution (in milliseconds) within a range. Although these two hardware

models can retrieve information at close to full speed, they are expensive, and performance analysis is an add-on option in PC Probe. PDT-PC and SYMD include analyzers with their debuggers.

DEBUGGER ISOLATION

An ideal debugger should have complete independence from the program being tested. The debugger should not interfere with the program's execution nor should the program's unanticipated behavior cause the debugger to crash. If the program were to enter an infinite loop, for instance, the debugger should be able to regain control rather than force you to reboot. The feature of not affecting or being affected by the program being debugged is referred to as "debugger isolation."

The debugger-isolation problem can be solved partially with software. Some debuggers resolve screen conflicts by letting you toggle between program and debugger output screens. Microsoft's SYMDEB lets you access an ASCII terminal via a communication (COM) port in order to debug a program without disturbing its screen activity.

Sharing memory is a more delicate problem. Normally the debugger resides in RAM (random-access read/write memory) ahead of the program to be tested. But a runaway program can overwrite the debugger. This problem led to the development of debuggers that use add-on boards with RAM that can be protected. Debuggers such as Periscope (Data Base Decisions) and PC Probe use add-on hardware that aids isolation in two ways. Once you load the debugger into RAM, the RAM is write-protected and cannot be overwritten. They also provide a button that you can push to generate an NMI (non-maskable interrupt), letting you recover from the hung system and similar disasters without rebooting the system. But even the NMI switch won't work if the interrupt-vector table is overwritten.

Debuggers that provide software plus a hardware (NMI switch or pro-

tected RAM) add-on board can best be categorized as hardware-assisted debuggers. PC Probe and PDT-PC are hardware debuggers. They include a 40-pin socket that you insert between the 8088 and the socket in the motherboard. Now the debugger has the power to monitor the PC's hardware. You have the power to set breakpoints in ROM (read-only

memory), break on a read or write from RAM, break on a read or write from an I/O port, and even monitor DMA (direct memory access) lines. Although these units are more expensive than software debuggers, they give you new power for system monitoring. Since PC Probe can redirect input and output to a COM port, it is

(continued)

ITEMS DISCUSSED

ADVANCED TRACE86
Morgan Computing Co., Inc.
POB 112730
Carrollton, TX 75011
(214) 245-4763

CODESMITH-86
Visual Age
642 North Larchmont Blvd.
Los Angeles, CA 90004
(213) 439-2414

DEBUG (included with MS-DOS)
SYMDEB
(included with Macro Assembler version 3.0)
Microsoft Inc.
10700 Northup Way
Bellevue, WA 98004
(206) 828-8080

ICE
Intel Corp.
3065 Bowers Ave.
Santa Clara, CA 95051
(408) 987-8080

IN-CIRCUIT EMULATOR
Microcosm Inc.
14355 Southwest Allen
Beaverton, OR 97005
(503) 626-6100

PC PROBE
SOFTWARE SOURCE PROBE
SOURCE PROBE
Atron Corp.
20665 Fourth St.
Saratoga, CA 95070
(408) 741-5900

PDT-PC
Answer Software Corp.

20863 Stevens Creek Blvd.
Cupertino, CA 95014
(408) 253-7515

PERISCOPE
Data Base Decisions
14 Bonnie Lane
Atlanta, GA 30328
(404) 256-3860

PFIX86
PFIX86 PLUS
PLINK86
Phoenix Software Associates Ltd
Suite 101
1420 Providence Highway
Norwood, MA 02062
(617) 769-7020

PROFESSIONAL DEBUG FACILITY
IBM Corp.
Entry Systems Division
POB 1328
Boca Raton, FL 33432
(305) 998-2000

RTCS/UDI
RealTime Computer Science Corp.
1390 Flynn Rd.
Camarillo, CA 93010
(805) 987-9781

SOFT-SCOPE
Concurrent Sciences Inc.
POB 9666
Moscow, ID 83843
(208) 882-0445

SYMD
D & V Systems
22 Fox Den Rd.
Hollis, NH 03049
(603) 465-7857

even more isolated from system hazards.

One way to ensure total debugger isolation is to give the debugger its own hardware: a CPU (central processing unit), an input device, an output device, and its own memory. The in-circuit emulator (ICE) is hardware that is independent of the PC. It requires a second computer to run and can fully monitor processes going on in the machine being debugged. Microcosm's In-Circuit Emulator and Intel's I²CICE are two such debuggers. They are several times more expensive than the two previously mentioned hardware debuggers and so are appropriate only for a very small group of developers.

SOURCE-LEVEL DEBUGGING

The concept of source-level debugging is already in use in interpreters. When using an interpreted high-level language, such as Microsoft BASIC, you can stop execution of a program, monitor progress through a program, view data, and make changes to the program without waiting for compiling and linking. In languages that are more commonly compiled, such as C, Pascal, and FORTRAN, this is not possible. The debugging process can be tedious and extremely aggravating. Recently, several source-level debuggers have appeared on the market. Some basic features found in most of these debuggers include symbolic referencing of variables, displaying lines of source code, single-stepping

through source code, and setting breakpoints in the code. Single-stepping through source code prevents you from spending most of your time deciphering assembly language in an effort to determine which line of source code you are on.

A useful feature is the ability to view data while stepping through a program. Many symbolic debuggers allow referencing a data item by symbol rather than memory address. The problem with this feature is that the debugger does not know the data type of the memory location. One source-level debugger, Soft-Scope from Concurrent Sciences Inc., gets this information from the object code, which must be in Intel's Object Module Format (OMF). It is easy to ask the debugger what data type a symbol represents, regardless of how complex this type might be. For example, if `employee_record` is a memory location that points to a data record, figure 1 shows what the debugger displays if you ask what data type `employee_record` is.

A drawback of Soft-Scope is that on the IBM PC it runs only under the RTCS/UDI (Real-Time Computer Science Universal Development Interface) shell. [Editor's note: We have been informed that a version of Soft-Scope that will run directly under MS-DOS is under development.] It also works only with languages that use the Intel object-code format, which are slightly more expensive than MS-DOS languages. Information regarding the data types of

variables can be found in object modules using the true Intel OMF. Microsoft object files are a subset of the Intel OMF and do not contain this information. Maybe someday MS-DOS compilers will have a switch that lets you produce Intel object files or a separate file that contains this information.

Atron's Source Probe, which needs the PC Probe hardware, and Software Source Probe are source-level debuggers that run under MS-DOS. Although they don't have access to data-type information as Soft-Scope does, they support macros that allow viewing data in a user-defined format. The Source Probe and Software Source Probe macro language even includes conditional and looping commands for complex macro design.

If you have ever debugged a subroutine and wished you could see the calling sequence by which it was reached, you will appreciate the ability to trace that path back to the top level of a program. It is found in both Source Probe products and in Soft-Scope. After tracing down into a subroutine with Source Probe, you can use the NEST command to see the path that got you there. Source Probe will then display the module name and line number where each call was made. Soft-Scope will give that information along with the depth of each call in the program and, optionally, expand this display to show the line of code that did the calling.

CONCLUSION

After seeing these debuggers in action, we realize that the designers of each debugger had a specific problem to address. Some programs were designed to be an enhancement to Debug at a minimal cost, while others were designed to be absolutely bombproof, no matter what the cost.

If you are looking for a debugger, decide what features are important to you. Remember that spending a little more on a debugger might pay for itself in time saved with the first problem it solves. And before you make your investment, ask a dealer what new features have become available. ■

```
* type employee_record
record
NAME ..... array [15] of char
ADDRESS ..... record
  STREET ..... array [25] of char
  CITY ..... array [15] of char
  STATE ..... array [2] of char
  ZIP_CODE ..... longint
SEX ..... enumerated (MALE, FEMALE)
SALARY ..... real
AGE ..... integer
```

Figure 1: Soft-Scope is a symbolic debugger that allows referencing a data item by a symbol rather than a memory address. It can tell you what type of data a symbol represents, as shown in this sample printout.

Introducing! Unsurpassed Surge Suppression...



...only from GTE.

Finally, AC power protection that offers the best technology. And from GTE ... a name you can trust.

The SmoothLine™ A surge protector with a strong heritage and known performance. Fully proven on major telephone installations and other sophisticated communications systems around the world.

Flexibility and Convenience? You bet. SmoothLine has a six-foot extension cord with four grounded and switched outlets. Plus, there's a lighted on/off rocker switch for circuit status and control. And, for added protection,

a built-in 15 Amp circuit breaker. Ultra-fast response time is assured with SmoothLine. Even for voltage surges as short as one nanosecond. And, for maximum protection against EMI, RFI and other common interference, there's multi-stage solid-state circuitry.

So relax. Use SmoothLine and get maximum protection from lightning storms, power fluctuations, power surges or voltage transients. Your computers and other electronic equipment will be glad you did.

Call GTE sales today at (800) 392-3908 or (207) 642-4535 for your nearest dealer.

Ask for the SmoothLine at your local computer dealer.

SYLVANIA

Control
Devices

GTE

Inquiry 76.

The next time
 an IBM sales rep tells you
 he'll meet you halfway,
 you'll know what he means.

IBM
 PERSONAL COMPUTER AT™

SPERRY
 THE NEW PC/IT™

20 MB

DISK
 STORAGE

40 MB

256 KB

BASIC
 MEMORY

512 KB

3

#USERS

9

You've just been introduced to the Sperry PC/IT.

A resourceful, IBM compatible, new desk-top computer that's literally twice as powerful as the one IBM calls "the most powerful personal computer IBM has ever made".

The Sperry PC/IT has twice the basic memory of the IBM machine, and expands to a whopping 5MB (2MB more than the AT). And it has more than twice the hard-disk capacity than the AT.


The Sperry PC/IT is also faster. Processing speed is 45% faster. About a third faster for disk access.

So you can store more data, process it faster and retrieve it more quickly. All of which makes the PC/IT *the* performance

computer for networking and multitasking applications.

And, not surprisingly, that's only half our story. With all this power and performance, the PC/IT is priced to make any prospective IBM customer think twice.

For further information, or to arrange a demonstration at a Sperry Productivity Center, contact your local Sperry office or your authorized Sperry dealer. Telephone toll-free 1-800-547-8362, ext. 72. Or write Sperry Corporation, Box 500, Blue Bell, PA 19424-0024.



The Sperry PC/IT. If we gave it any more power, we couldn't call it a PC.



IBM and Personal Computer AT are registered trademarks of International Business Machines Corporation.
 PC/IT is a registered trademark of Sperry Corporation.
 ©Sperry Corporation 1985

IBM COMPATIBILITY ISSUES

*Making life difficult
for independent software developers*



BY MARK DAHMKE

OF LATE, IBM has seemed to adopt a "let's keep changing it" philosophy. This philosophy can be one of the most powerful tools a large company has to keep its customers from purchasing third-party plug-compatible computers, add-on boards, and software, but this same philosophy can force a giant like IBM into a difficult position.

I refer mainly to the IBM PC AT and IBM's TopView. Because of a poor operating-system design and little concern on the part of software authors for writing well-behaved applications programs (see the text box "The Levels of Software Behavior" on page 188), both of these products have features that make life miserable for anyone trying to write programs that will run correctly on the entire line of IBM Personal Computers and compatibles.

TopView is an add-on operating-system product that turns an IBM PC into a multitasking system capable of supporting windows and concurrency. Because of poor planning back in the days of PC-DOS 1.1, it has several major performance problems.

First, device ownership is rarely checked by off-the-shelf software. This means that programs are written with the assumption that all hardware



devices are owned implicitly by the program and are at its disposal at all times. Some application programs even reprogram the serial ports, counter-timer chips, DMA (direct memory access) channels, and video-display adapters without bothering to see if any other program (or the operating system) is using them.

A large number of the most popular application packages read and write

characters directly to or from the video-display buffer. In bypassing the BIOS (basic input/output system) in the ROM (read-only memory), the program gains speed but severely limits the ability of the operating system to retain control of all physical hardware devices.

BASICA, the Microsoft BASIC interpreter, reprograms the serial ports because the BIOS doesn't support all the error-checking and time-out functions the language requires. This means that if another program is using the serial ports, or if one or both serial ports are in use as multiuser consoles, BASICA can crash the system.

In terms of hardware, IBM has stated that it will maintain compatibility with the following features in future products:

1. The sound channel of the counter-timer. Channels 0 and 2 control the time-of-day interrupt and the speaker

(continued)

Mark Dahmke, a contributing editor for BYTE, owns a computer consulting business in Lincoln, Nebraska. His interests include operating systems, computer graphics, video-discs, and authoring languages. His new book *Introducing Concurrent PC DOS* has just been published by McGraw-Hill Book Company. He can be reached at BYTE, POB 372, Hancock, NH 03449.

and cassette ports.

2. The game-control adapter, port 201 (hexadecimal).
3. The interrupt-mask register.
4. Absolute addresses of the video-display buffers for the color- and monochrome-adapter cards.
5. The ROM BIOS data area.

What this means is that IBM will, in all future products, support these absolute hardware memory and I/O (input/output) port addresses.

WINDOWS

TopView and Digital Research's Concurrent PC DOS and GEM (Graphics Environment Manager) are the three

main contenders vying to become the standard in window technology. All three must deal with the problems created by programs that directly access the video buffer. IBM gets around this problem by adding a software interrupt vector that returns the address of the video buffer for the window the application is running in. This lets the application modify the buffer as if it were the real video-display card and then call another interrupt vector to update the video display from it. If this procedure is not followed, a program may rewrite the screen or, even worse, reprogram the display (such as switching from 80-column by 25-row text mode to medium-

resolution graphics mode) without telling the operating system about it.

SOLUTIONS

IBM's choice of PC-/MS-DOS 1.1 and its original BIOS have practically eliminated any hope of standardization and have made it very difficult to write well-behaved programs. (It is interesting to note that choosing TopView as a multitasking/windows add-on to PC-DOS doesn't necessarily give you more compatibility than buying Concurrent PC DOS. In fact, in my experience, Concurrent PC DOS may be the better choice.)

Several things should have been done (and could still be done) to solve these problems and make the IBM standard a viable one (as viable as the S-100 or the Apple II) for the next 10 years. First, there should be an easy way to do equipment determination through the DOS (disk operating system) or BIOS calls. There is no excuse for writing programs that don't look to see how many disk drives there are and whether there is a B: drive installed. Similarly, well-behaved programs should at least try to check out device ownership. For example, suppose you load a program that installs itself into the system like the PRINT command or Borland's SideKick. The program replaces interrupt vectors and reprograms a counter-timer channel for its own purposes. You then load a second application program that also tries to reprogram the counter-timer channel and modify interrupt vectors. The result is a crashed system and no clues as to why.

Copy-protection schemes are notorious for reprogramming the hardware, especially the disk-controller board. IBM points out in its documentation that certain schemes may not work on the PC AT with its new high-capacity disk drives. Either copy-protection schemes should be abandoned, or the BIOS should have a "return serial number" interrupt call (I prefer the former). Whatever method is used, the copy-protection scheme shouldn't reprogram the hardware without telling the operating

(continued)

THE LEVELS OF SOFTWARE BEHAVIOR

Level 1: Ill-behaved programs

Programs at this level override all or most operating-system (DOS and BIOS) services and deal directly with the hardware. They do not check device ownership, and they do not perform equipment determination.

Level 2: Somewhat well-behaved programs

At this level programs use the disk I/O services of the DOS but modify the contents of the video-display buffer directly to improve performance. They do not check device ownership or perform equipment determination.

Level 3: Moderately well-behaved programs

These programs use DOS and BIOS function calls for most services but still deal directly with the hardware in some cases (e.g., video buffer, counter-timer chips). They do check ownership first where possible.

Level 4: Well-behaved programs

These programs check ownership of all devices and use system calls for all functions including writing to and reading from the video buffer.


REQUESTS TO OPERATING-SYSTEM AND BIOS DESIGNERS

Please supply function calls to determine what equipment is installed on the computer. Also supply a function to request the serial number of the computer or at least the serial number of the DOS.

Provide function calls to formally open and close all hardware devices and to check for ownership of the device. Treat counter-timer chips and DMA controllers as devices with their own device names.

Please include function calls to perform hardware speed-independent timing loops so the program doesn't have to reprogram a counter-timer to accomplish this.

Save



- Low Low Prices
- No Surcharge for MasterCard and VISA

1-800-231-9842
WESTERN REGIONAL ORDERS

1-800-237-4048
EASTERN REGIONAL ORDERS

• COMPUTERS •

IBM ENHANCED AT	5355
IBM ENTRY LEVEL AT	3298
IBM PC, 1 DSDD DR, 256K	1501
IBM PC, 2 DSDD DR, 256K	1616
IBM PC, NO DRIVES, 64K	1293
IBM PC, 2 HALF/HYTES, 256K	1631
IBM XT, 1DSDD DR/10MB, 256K	3355
IBM XT, 1DSDD DR/ TANDON HD, 256K	2491
COMPAQ, 2 DSDD, 256K	2153
COMPAQ PORTABLE 286 MODEL 2	5292
COMPAQ DESK PRO MODEL 3	3304
COMPAQ DESKPRO MODEL 2	2156

• MONITORS •

AMDEK 300G	116
AMDEK 300A	132
AMDEK 310A	140
AMDEK 600 RGB COLOR	409
AMDEK 710 SUPER HI RES COLOR	447
IBM COLOR	616
IBM MONOCHROME	235
PRINCETON MAX-12 E	162
PRINCETON HX-12 RGB COLOR	446
PRINCETON SR-12	575
PRINCETON HX-12E COLOR	510
QUADRAM AMBERCHROME	150

QUADRAM QUADCHROME II	426
------------------------------------	-----

• DISPLAY CARDS •

STB SUPER HI RES 400	402
HERCULES COLOR	145
IBM MONOCHROME	215
IBM COLOR	226
EVEREX GRAPHICS EDGE	328
GENOA SPECTRUM	289
TECMAR GRAPHICS MASTER	459
PARADISE MODULAR GRAPHICS	261

• BOARDS •

AST SIX PACK PLUS, 64K	223
AST MEGAPLUS, 64K	281
AST MP-2, 64K	228
AST ADVANTAGE, 128K	384
AST I/O PLUS	122
JRAM-2	169
QUADRAM QUADBOARD ØK	186
QUADSPRINT	418
TECMAR CAPTAIN, ØK	162
TECMAR FIRST MATE, ØK	200
TECMAR WAVE XT, 64K	187
TECMAR JR CAPTAIN, 128K	295

• MODEMS •

HAYES 2400	627
HAYES 300	138
HAYES 300/1200	407
HAYES 1200B w/ SOFTWARE	380
HAYES 1200B	351
VEN-TEL HALF CARD	374
VEN-TEL 300/1200 INTERNAL	341
AST REACH HALF CARD 1200	362

• PRINTERS •

OKIDATA 83A, WIDE CARRIAGE	545
OKIDATA 84P, WIDE CARRIAGE	660
OKIDATA 92P	392
OKIDATA 93P, WIDE CARRIAGE	597
OKIDATA 2410P	1782
OKIDATA 182	215
OKIDATA 192	363
OKIDATA 182S	259
OKIDATA 184	660
EPSON FX-80, TRACTOR	371
EPSON LX-80	248
EPSON FX-185, WIDE CARRIAGE	517
EPSON FX-100, WIDE CARRIAGE	531
EPSON JX-80 COLOR PRINTER	531
EPSON LQ-1500 PARALLEL	1002
NEC 2050	682
NEC 3550	1045
NEC 8850	1458
JUKI 6100	362
JUKI 6300	695

• ACCESSORIES •

OKIDATA 82/92 TRACTOR	44
NEC BI-DIRECTIONAL TRACTOR	151
NEC CUT SHEET GUIDE	63
JUKI 6100 BI-DIRECTIONAL TRACTOR	105
JUKI 6300 BI-DIRECTIONAL TRACTOR	124
MEMORY, 64K CHIPS	8
MEMORY, 256K CHIPS	39
PRINTER CABLE	10
MICROFAZER BUFFER, 8K	131



COMPUTER MART

1901 S. TAMiami TRAIL, VENICE, FL 33595
2820 W. CHARLESTON, LAS VEGAS, NV 89102

Call for non-advertised and lower current prices. IBM is a registered Trademark of International Business Machines. Prices subject to change. We accept all major credit cards, money orders, and personal checks. 2% surcharge for shipping, handling and COD shipments, and purchase orders \$100 minimum. Returns are subject to a 15% restocking fee. All sales final.

IN FLORIDA CALL 813-493-2736
IN NEVADA CALL 702-877-3988

SUGGESTIONS TO SOFTWARE DEVELOPERS

If you have to write directly to the screen buffer, try to do some equipment determination and check to see if you are operating in a windowed or concurrent environment.

If you must write to the screen buffer, don't change the video mode (e.g., from medium-resolution graphics to text) by writing to the video-controller chip. Use a BIOS call for this function.

Allow files to be assigned to physical disk drives. Don't assume that everyone has two floppy-disk drives.

Don't use undocumented 8088 instructions in programs. The 80186 and 80286 probably won't support them, and any redesign to the 8088 itself could change or eliminate undocumented machine instructions.

Try not to use the scan-code values returned by the keyboard, as they may not be supported in future products.

Don't write code that loads at absolute memory addresses.

Allow print files to be sent to disk instead of directly to the printer. Future operating systems will probably provide print-spooler function calls that allow your program to write a print file to disk and issue a spool command to send it to the physical printer.

system about it first. (See the text box "Requests to Operating-System and BIOS Designers" on page 188.)


All software developers inevitably want to squeeze as much processing speed out of a microcomputer as possible. The old cliché is that programs expand to use the available resources. Because of inherent limitations in the hardware and the operating systems of current microcomputers, it is sometimes necessary to reprogram the hardware to gain maximum efficiency. (See the text box "Suggestions to Software Developers" at left.) Regardless of what programming methods software developers use, it is in their best interest to at least allocate devices through the operating system and avoid device contention. This technique will save them a great deal of recoding when new hardware and software products are introduced by the manufacturers. ■

SUNFLOWER *REMOVABLE* HARD DISK

WHEN RELIABILITY REALLY COUNTS

Sunflower Removable Hard Disk Systems are today's technology. The first choice for online, unlimited hard disk capacity and data security.

- Available from 10 Mb to 40 Mb.
- Compact footprint.
- Full networking capability.
- PC DOS compatible.
- Compatible with IBM PC, XT, AT, TI and AT&T.



- Fast and easy installation.
- Modular design makes on-site servicing easy.
- One year warranty.

For more information on Sunflower contact your local dealer or call **toll-free 1-800-445-DISK**. In Kansas call 1-913-492-1400.

SUNFLOWER SUBSYSTEMS *MORE THAN JUST A BOX*

Kustom Electronics, Inc. / Twenty years of electronics innovation. / 8320 Nieman Road, Lenexa, KS 66214 / Telex WUD(0) 437437

The Project Scheduler NETWORK™



As a manager, you know the key to a successful project is good planning. You can't afford to overlook critical costs and deadlines.

COMPREHENSIVE PROJECT MANAGEMENT

The Project Scheduler Network will help you meet deadlines and beat cost targets using effective project scheduling, resource planning, costing, and status tracking.

Advanced screen graphics. Produce Network diagrams, Gantt charts, and color graphs to provide the concise information you need for timely decision making.

Work Breakdown Structure (WBS). Organize project activities to produce summary level schedules and reports. Multiple projects can be integrated to present project level schedules and total resource utilization.

Baseline schedules. Save them to compare with current schedules for schedule tracking. Actual, original plan, and current plan costs can be graphically compared for cost tracking.

Comprehensive report generator.

Simplify communications with management by synthesizing project information into presentation-quality hardcopy reports and graphs.

SCHEDULE WITH THE CLICK OF A BUTTON

The Project Scheduler Network provides the most advanced software technology available. Start with our mouse-controlled menus to select spreadsheet-style input templates to enter your project data.

Graphically build your dependency Network with only a "click of a button." Zoom to view the Network at selectable resolution levels. Now use the mouse to edit the Network to your satisfaction.

Select a Gantt chart and obtain schedules at any WBS level with a single click. Window resource graphs with the schedule to analyze resource allocations. And finally, select our integrated graphics to view color histograms, bar charts, and line plots of project resources and costs.

FEATURES

- Critical Path Method
- Network Analysis
- Gantt Chart
- Work Breakdown Structure (subtasks)
- Multiple Project Integration
- Tracking with Baseline Schedule and Complete Status
- Resource Scheduling
- Financial Planning and Tracking
- Presentation-quality Graphics

REQUIREMENTS

- IBM® PC, XT, or AT
- PC-DOS 2.0, 2.1, or 3.0
- Monitor plus IBM graphics adaptor
- IBM or Epson graphics printer
- 320K RAM (minimum)
- Mouse (Microsoft compatible)
- Two disk drives (one double-sided)
- IBM or HP plotter optional

*Project Scheduler Network is a trademark of Scitor Corporation.

*IBM is a registered trademark of International Business Machines Corporation.

(415) 570-7700



SCITOR

SCITOR CORPORATION

250 Lincoln Centre Drive, Foster City, CA 94040

AT Power

High performance, high capacity hard disk subsystems

A Single DOS Volume up to 240 formatted MBytes in size on your PC is only the beginning of Emerald subsystems' features. However, it is a very important one to many of our customers.

Most serious micro computer users are familiar with the infamous *32 MByte DOS Barrier*. Some of you have only read about it; others have run up against it head on when trying to run PC Focus or a downloaded mainframe program.

If you are one of those who have hit it head on you'll be pleased to know that *for almost a year Emerald has been shipping fixed disk subsystems that solve your problem*. Subsystems. Plural.

All Emerald subsystems can be operated as a single volume up to their formatted capacity. That includes our 36, 50, 70 and 140 MByte subsystems, in addition to the 280.

```
C:\>chkdsk
237633536 bytes total disk space
65536 bytes in 2 hidden files
49152 bytes in 2 user files
237518848 bytes available on disk

262144 bytes total memory
205152 bytes free
```

Actual printout of CHKDSK on 240 MByte volume.

You Determine how many volumes exist in your PC, and what size they are. You can have as many as *24 volumes*, and make each one exactly the size it needs to be.

Set-up is menu driven and as simple as "How many do you want" and "How big should this one be?"

Integrate your existing hard drive into your new subsystem. Emerald's Disk-Meld technology makes it possible for your XT's 10 MByte, or AT's 20 MByte drive to become part of a single large volume. For example, if you have an AT with a 20 MByte

drive and an Emerald subsystem with a 70, you can use *all* your storage as a single 90 MByte volume. Disk-Meld makes it easy to combine Emerald drives with each other or your existing drive to get the storage capacity you need.

Operating System and Network flexibility is yours for the asking. DOS 2.X, and 3.X will get you started. But, your Emerald subsystem can also support multi-user operating systems such as XENIX, VENIX, QNX and PC/IX and networks such as Novell, IBM-PC Net, Ungermann-Bass, 3 COM, X-Net, 10 Net, DNA Systems...

Additional Features include password security, 30 millisecond average access time, *automatic retreat to a safe landing zone* in the event of power failure or shutdown, and a long list of PC and AT compatible micro computers.

High performance 1/4" tape backup

60 MBytes in 12 minutes is *FAST* backup, but there's more. If your files are larger than 60 MBytes, Emerald's Backup and Restore Utility (BRU) software will automatically break your file into 60 MByte sections and prompt you for a new cartridge. Of course, restoring is just as easy.



Compact tape drive fits in the AT's front panel expansion space. 60 MByte cartridges are certified for high performance and supplied with color coded labels.



Emerald subsystems were designed for the PC, AT and compatibles such as the AT&T 6300 and Compaq DeskPro.

Menu driven software makes it simple, even for novices, to backup or restore exactly what is needed, and no more. Choose one or more files that were modified after a *Specified Date and Time*, one or more *Specific Files or Directories*, or *All Files and Directories on a DOS Logical Volume*.

Restore data on a different micro if you like. Backup up your company's Emerald subsystem in Portland, Maine and ship the tape to your office in Los Angeles. Because of the defect mapping technique used on Emerald hard disks, the subsystem in L.A. will import your data error free.



Special defect mapping technique allows data to be restored on subsystems other than the original source.

The BRU software *automatically checks, and adjusts to, the defect map* of every Emerald subsystem before restoring data to it.

is Yours.

Configured for today's Micros

The Physical Design of the Emerald subsystems lets you determine the configuration that will best serve your needs. Many of today's high performance micros have sacrificed expansion space in favor of compact size; others offer plenty of room for additional drives, tape units and expansion cards. Emerald subsystems provide you with the expansion ability you need. And, they're designed to allow you to continue to expand as your needs continue to grow. No matter which PC you have, there is an Emerald subsystem that will meet your needs.



Subsystems are available for the PC, AT and true compatibles in a variety of configurations.


Internal Expansion is easy on the IBM AT and XT. Emerald subsystems are pre-initialized and pre-formatted—just slide the tape or hard drive you have selected into one of the existing expansion areas, plug in a couple of cables, tighten a few screws and replace the system cover. Elapsed time: 10/15 minutes.

The AT accepts 280 MBytes or any single drive up to 140 MBytes and a 1/4" tape drive. The XT accepts any Emerald hard drive up to 140 MBytes in size, or the 1/4" tape drive.

External and Portable expansion is easy and practical with the Emerald Portable Subsystems. These IBM color-matched subsystems have their own power supply and are available with hard drives up to 140 MBytes in capacity or with a 1/4" tape drive.

Ordering a tape host adapter card for each of your PCs and physically moving the 1/4" portable tape subsystem to where it is needed will save you *thousands of dollars* over the cost of individual portables for each micro.

The portable hard drive configuration is ideal for security sensitive environments. The hard disk is password protected and the entire subsystem is small enough to be locked in a standard safe or filing cabinet.



"Expansion chassis" subsystem also provides 6 additional spaces to add cards to your PC.

The 6 Expansion Slots in the Emerald expansion subsystems will be a welcome addition to many micros. If you don't have enough expansion room in your micro, or, if you've used every available slot, then one of these subsystems is just right for you. They are closely matched to the IBM PC in size and color, and have their own, built-in, power supply.

Expansion subsystems are available with drive sizes to 280 MBytes in capacity, with, or without, a built-in 1/4" tape drive. When coupled with an AT a truly powerful computer system results.

The real backup procedure

Standing Behind You all the way is the company that broke the 32 MByte DOS barrier.



Documentation, host adapter card, software and cables are included with each subsystem.

First, we provide everything needed to get you up-and-running quickly. Then, we back you up with specialists, to help with network implementation, applications support, XENIX and technical questions, and to provide *48 hour in-and-out repair service*.

Delivery and Warranty are important considerations. Your Emerald subsystem will be shipped within 14 days of order, via UPS, and comes with a 30 day money back guarantee and a 120 day warranty. Warranty extensions are available for 1 and 2 year periods.



Fast service and fast shipping are company policies.

Users with large database applications in factory automation, CAD/CAM, accounting, medical, R&D, Point-of-Sale and many other areas are already telling their friends about Emerald. A large percentage of them are in Fortune 500 companies, and many others are on their way to Fortune status.

If your company fits one of those categories, or, if you're a smaller company with an application you thought could only be done on a mainframe or mini, pick up the phone. Call Emerald. An Applications Engineer is standing by to answer your questions, send you literature and refer you to an installed site in your area.

Let one of our customers tell you, first hand, how Emerald helped give *his* AT Power.



Emerald
Systems Corporation

Mainframe Storage for Micros

4757 Morena Blvd.
San Diego, CA 92117
(619) 270-1994
U.S.A.
Telex: 353458 EMERSYS
Easylink: 62853804

HOW DOES ONE MEASURE PERFORMANCE?

... AT CONQUEST COMPUTER INDUSTRIES, WE MEASURE PERFORMANCE BY WHAT IS MOST IMPORTANT: QUALITY, CAPABILITY, FLEXIBILITY AND DURABILITY WITHOUT THE HIGH COST ...



INTRODUCING CONQUEST PC AT ... A COMPLETE AND POWERFUL COMPUTER SYSTEM

HIGHLIGHTS INCLUDE:

- User memory 640K expandable to 1 Mb RAM on board.
- INTEL 6MHZ 80286 with optional 80287 coprocessor.
- 8 I/O expansion slots.
- On board clock/calendar with battery back up.
- 1.2 Mb high capacity floppy disk drive.
- 20 Mb internal winchester disk.
- 20 Mb internal tape backup capability.
- Monochrome/graphic card (720h x 348v) with optional HI-RES monitor.
- PC AT compatible keyboard.



CONQUEST PC **TURBO** ... POWERFUL COMPUTER SYSTEM

PRICE: \$1225.00

FEATURES INCLUDE:

- On board 640K RAM.
- Built-in turbo with 4.7/8.0 Mhz dual clock operation.
- Parallel and serial I/O's on board (IBM standard).
- 135W power supply (110-220VAC convertible).
- Two 360K slimline drives.
- Floppy disk controller able to operate 4 drives or the tape back up internally.
- Enhanced keyboard with separate numeric pad and cursor keys.

OPTIONAL ENHANCEMENTS:

- On board memory expansion to 1 Megabyte accessible with RAM DISK.
- High speed 8MHz 8087-2 math coprocessor.
- 10-20 or 40 megabytes internal hard disk subsystem.
- Internal 10-20 megabytes tape back up.
- High density 1.2 megabyte floppy disk drive.
- Winchester/Floppy disk combination controller.
- Monochrome/graphic card (720h x 348v)



CONQUEST HARD DISK/ TAPE BACKUP SERIES

MODEL: HD/TAPE-1010 PRICE: \$1250.00

- The CONQUEST HD/TAPE series subsystem provides mass storage and backup capability in a single unit.
- All necessary controller cards, cables, and software are provided for operation under DOS 2.0 or 2.1.
- It is compactly designed with a total dimension of 13.00" length x 14.00" width x 2.25" height.

Available CONQUEST HD/TAPE series

MODEL	DESCRIPTION
HD/TAPE-1010	10 MB hard disk & 10 MB tape backup
HD/TAPE-2010	20 MB hard disk & 10 MB tape backup
HD/TAPE-4010	40 MB hard disk & 10 MB tape backup
HD/TAPE-4020	40 MB hard disk & 20 MB tape backup

Other configurations are also available

These features enhance performance and ease of operation without altering the compatibility to the worlds largest software based microcomputer—the IBM PC/XT/AT.

The CONQUEST computer system supports standard industry operating systems: PC-DOS, MS-DOS, XENIX, CP/M86 and concurrent CP/M ... plus utilizes all of the applications software such as: LOTUS 123, SYMPHONY, FRAMEWORK, dBASE III, VISICAL, WORDSTAR, MULTIPLAN, AUTO-CAD, P-CAD, FLIGHT SIMULATOR, and most of the popular IBM PC software products.

CONQUEST

COMPUTER INDUSTRIES

2630 Walnut Avenue,

Unit C,

Tustin, California 92680

(714) 838-9583

DEALER INQUIRIES WELCOME

TELEX Answer Back:

5106004210 CONQUEST

Inquiry 34 for End-Users. Inquiry 35 for DEALERS ONLY.

IBM PC, is a registered trademark of IBM Corp.

BENCHMARKING THE CLONES

BYTE ran a variety of IBM PCs and work-alikes through benchmark tests



BY JON R. EDWARDS AND GLENN HARTWIG

BENCHMARKS ARE objective, reproducible measures of performance. Engineers use them to measure precision and to identify poorly performing components or bottlenecks in a system's design. Many users, on the other hand, use benchmarks as a means to determine the speed with which specific systems perform a general class of functions.

The BYTE benchmarks were devised to exercise a computer under review by running it through a series of task-oriented tests. The benchmarks provide reproducible results, they are relatively easy to run and time, and they measure system elements upon which users commonly depend. The Sieve and Calculations tests, for example, are a measure of processor speed, while others time disk access.

Table 1 and table 2 present the results of BYTE's system benchmark tests for the IBM family of personal computers, including the IBM PC, XT, AT, and PCjr, as well as a wide range of MS-DOS work-alikes.

Use the benchmark information to give yourself an introduction to the relative capabilities of a broad selection of equipment. Just as important, do not use this information as the sole basis of your evaluations.

Before running the benchmarks,



reviewers adopted a standard configuration with 256K bytes of memory, two 360K-byte disk drives, and PC-DOS 2.0 or MS-DOS 2.0. All tests were run at least three times; the reported time is the average of the trials. When configurations could not be duplicated, reviewers set up the system to be as close as possible to the standard machine. Exceptions are noted below.

We are not attempting to rate the computers competitively, nor can we provide assurances that a computer will be suitable for a specific application. Benchmarks are useful in measuring the time required for specific hardware/software combinations—especially if these combinations reflect the intended use of the system—but benchmarks are imperfect indicators. They provide little or no evidence, for example, regarding ease of use, reliability, compatibility, maintainability, and support. Jerry Houston gave some good advice ("Don't Bench Me In," February 1984 BYTE, page 160) on how to research a product: read reviews, talk with friends and fellow users, and find a reputable dealer. Still, the benchmarks do distinguish time-savers from time-en-slavers.

We used readers and national users groups to help perform benchmark tests for those computers we did not have in-house; we could not obtain results for a few machines, including the MAD-1, the Pronto Transportable Solution, and the Sharp PC 5000. No manufacturers or retailers were involved in any

(continued)

Jon R. Edwards and Glenn Hartwig are BYTE technical editors. Both may be reached at BYTE, POB 372, Hancock, NH 03449.

of the testing. We selected the computers that are listed in table 2 on the basis of figures from Future Computing (8111 LBJ Freeway, Dallas, TX 75251) on the installed base of the computers through the end of 1984.

THE BENCHMARK TESTS

The first four tests to follow are BASIC tests and are written in Microsoft

BASIC. "Compatibles" were tested with bundled or recommended versions of GW-BASIC. Certain BASIC interpreters and compilers could not run the programs exactly as written. In those cases, the programs were modified slightly, but with the "spirit" of the test preserved. Disk writing and reading were performed with a blank formatted disk. The last two bench-

marks test the most commonly used system functions.

Since June 1984, every system reviewer for BYTE has performed the following benchmark tests.

WRITING TO DISK

The Writing to Disk test measures how long it takes the system/interpreter to

(continued)

Table 1: Comparative benchmark results.

Computer Name	BASIC TESTS				Format and Copy Disk	File Copy
	Writing to Disk	Reading from Disk	Sieve of Eratosthenes	Calculations		
AT&T PC 6300	32	30	87	27	11	10
Canon A-200	57	29	132	41	11	13
Columbia	31	30	194	59	10	8.8
Compaq Deskpro	57	53	186	59	12	8.4
Compaq Plus	54	51	168	56		7.8
Corona Desktop PC	57	55	201	61	17	11
Data General/One	56	55	229	69	7.8	12
Epson QX-16	58	30	179	54	12	6.9
Ericsson PC	57	31	182	56	12	9.3
Hewlett-Packard HP 150	35	34	148	49		11
Hewlett-Packard HP 110	42	28	114	38		
IBM PC	56	46	191	69	9.6	5.8
IBM PC AT	26	24	80	27		3.9
IBM PCjr	82	55	236	85		8.5
IBM PC XT	59	41	209	70		5.1
ITT XTRA	33	32	185	56	14	8.8
Kaypro 16	56	30	184	56	11	7.3
Leading Edge PC	32	29	153	46	13	9.2
Micromint MPX-16	58	54	216	72	7.7	9.4
Mindset Personal Computer	58	55	301	54	12	12
Morrow Pivot	82	56	313	96	14	11
NCR Plus 4	57	30	182	56	25	13
NEC APC III	30	29	86	29	4.0	6.5
Osborne 3	59	56	273	83	14	15
Otrona Attache	31	30	78	24	11	10
Panasonic Sr. Partner	30	29	184	56	11	5.8
Polo	31	56	448	72	17	9.9
Sanyo MBC-775	31	29	113	35	4.1	8.0
Sanyo MBC-550	32	29	267	93	13	7.7
Scottsdale Systems Inc. Color Fox	59	56	241	73	11	11
Seequa Chameleon Plus	32	29	215	65	24	9.6
Stearns	31	29	76	24	7.2	6.2
STM PC	32	30	79	24	12	7.7
Tandy 1000	56	55	226	68	12	7.9
Tandy 1200 HD	59	55	223	69		7.3
Tandy Model 2000	30	29	79	24	10	9.8
TeleVideo TS 1605	60	57	184	56	15	11
Texas Instruments Professional	31	31	171	52	8.8	9.5
Texas Instruments Pro-Lite	34	33	155	51		11
Visual Commuter	57	45	182	56	9.3	7.0
Zenith Z-150	32	30	193	57	10	8.4

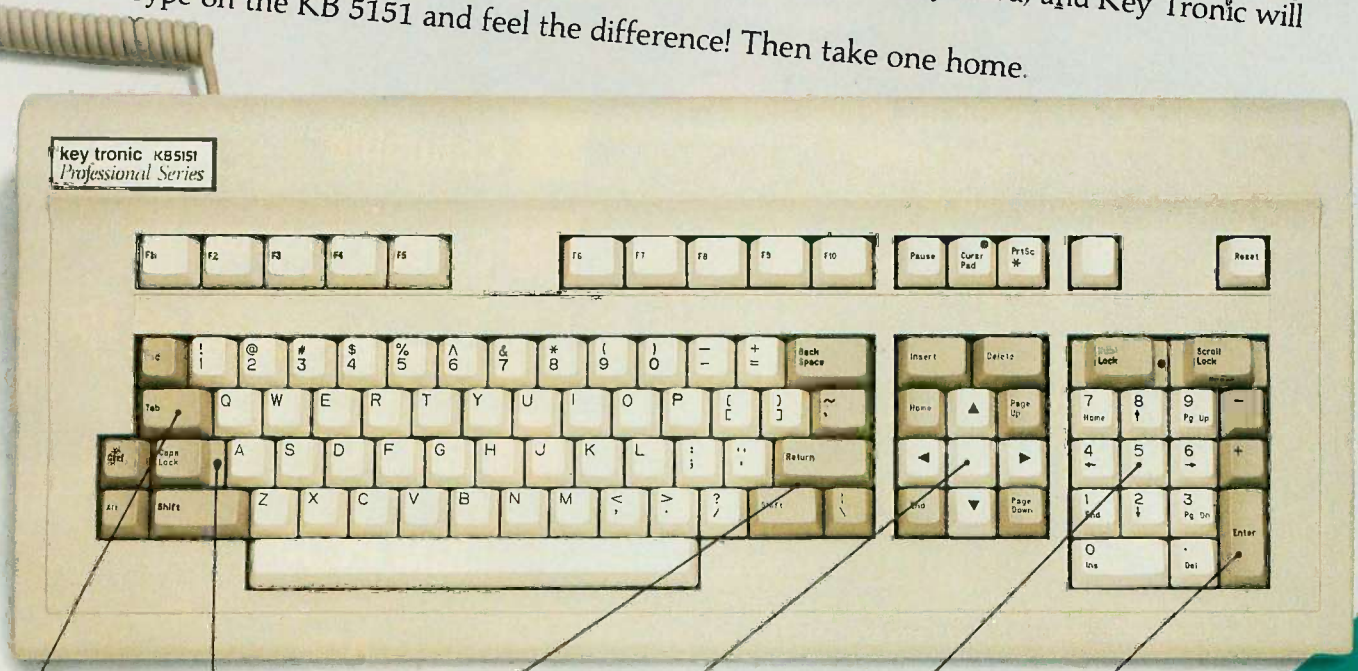
"HURRY! OFFER ENDS DECEMBER 31, 1985."

Key Tronic is Offering \$50 for Your New IBM* PC or XT* Keyboard.

The reason why Key Tronic is having a special \$50 trade-in offer is because we want you to get the most from your IBM PC or XT!

Buy a KB 5151 and send us your unused IBM PC or XT keyboard, and Key Tronic will send you \$50!

Type on the KB 5151 and feel the difference! Then take one home.



key tronic KB5151 Professional Series

Easy to Read

Regular Key Legends Rather than Symbols.

Easy to Identify

Status Lights on "Lock" Keys.

Easy to Use

"Shift" & "Return" Keys are in familiar Typewriter locations.

Easy to Edit

Separate Cursor and Editing Keys.

Easy for Numbers

Separate Numeric Pad is Great for Spreadsheets.

Easy to Enter

Convenient Enter Key.

"Feel the Key Tronic Touch"

key tronic

The Responsive Input Company

Spokane, Washington
509-928-8000

Key Tronic is the world's largest independent manufacturer of full travel keyboards, and offers a complete line of integrated input devices.

Take advantage of this limited time offer. Contact your local dealer or call 1-800-262-6006 today!

inquiry 103

PC and XT are registered trademarks of IBM Corporation

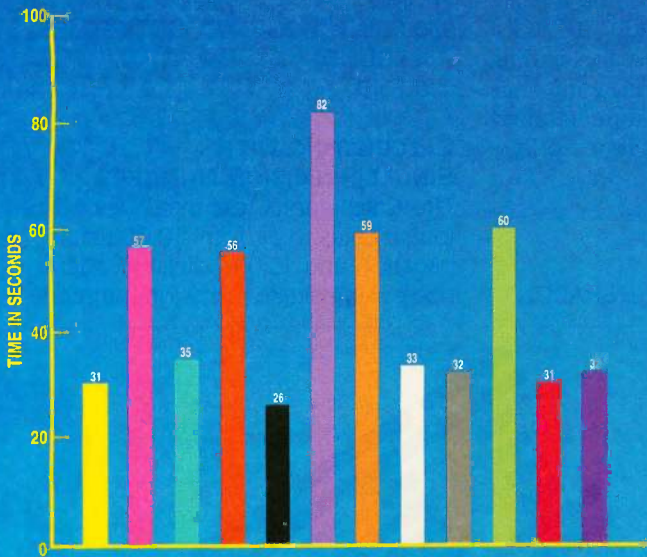

"HURRY! OFFER ENDS DECEMBER 31, 1985."

Key Tronic Corporation
Rebate Program
Building 14
Spokane Indus. Park
Spokane, WA
99216

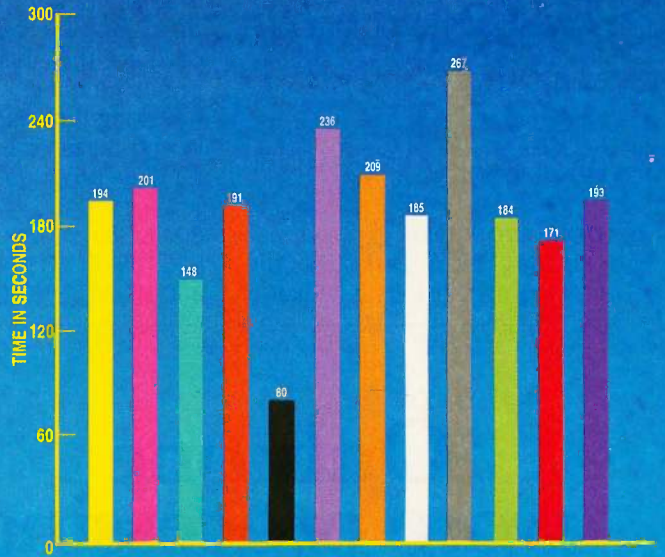
Name _____
Address _____
City/State/Zip _____
Phone _____
To the best of my knowledge the above information is correct and the enclosed keyboard is an unused IBM PC or XT keyboard. I am aware that the conditions for receiving a \$50.00 personal rebate check for the IBM PC or XT keyboard include: replacing each such IBM PC or XT keyboard with a Key Tronic keyboard and including a copy of the sales receipt which credit will only be given for those keyboards which are new and pass a functional inspection by Key Tronic or its assignee. IBM PC or XT keyboards must be shipped in the original boxes with all packaging and documentation intact. Offer good for any KB5151 keyboard purchased after January 1, 1985. *Please allow 4 to 6 weeks for delivery of rebate check.

Table 2: Comparative benchmark results for the 12 computers in the MS-DOS group with the largest installed base through the end of 1984.

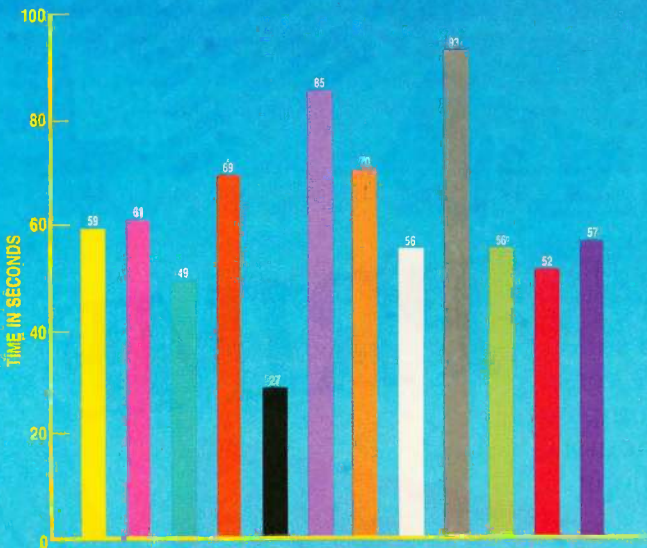
-  **Columbia**
-  **Corona Desktop PC**
-  **Hewlett-Packard HP 150**
-  **IBM PC**
-  **IBM PC AT**
-  **IBM PCjr**
-  **IBM PC XT**
-  **ITT XTRA**
-  **Sanyo MBC-550**
-  **TeleVideo TS 1605**
-  **Texas Instruments Professional**
-  **Zenith Z-150**



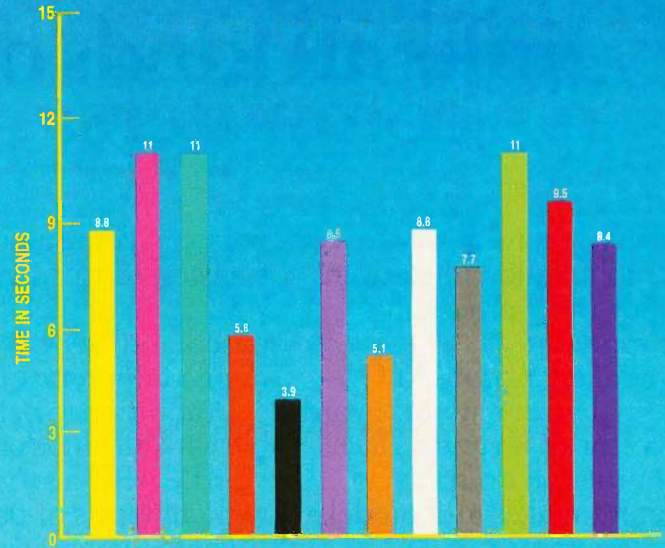
WRITE A 64K-BYTE FILE TO DISK



SIEVE OF ERATOSTHENES PROGRAM



CALCULATING WITH SINGLE-PRECISION NUMBERS



40K-BYTE FILE COPY

write a 64K-byte sequential file onto a disk in 128-byte chunks.

Note that in the tests of BASIC disk access for the Sanyo, the test file was written to and read from the default drive. Sanyo BASIC apparently cannot access other disk drives. The same procedure was used in one-drive systems, like the IBM PCjr.

```
100 A$ = "123456781234567812345678
12345678"
120 B$ = A$ + A$ + A$ + A$
140 NR = 512
160 OPEN "B:TEST" FOR OUTPUT AS #1
180 FOR I = 1 TO NR
200 PRINT #1, B$
220 NEXT I
240 CLOSE
260 PRINT "DONE"
```

READING FROM DISK

The Reading from Disk test that follows measures how long it takes to

read the above sequential 64K-byte file in 128-byte segments.

```
300 NR = 512
320 OPEN "B:TEST" FOR INPUT AS #1
340 FOR I = 1 TO NR
360 B$ = INPUT$(128,I)
380 NEXT I
400 CLOSE
420 PRINT "DONE"
```

THE SIEVE OF ERATOSTHENES PROGRAM

Eratosthenes, the head of the Alexandria library around 200 B.C., discovered this technique for finding prime numbers. The program tests how long it takes to do one iteration of the Sieve of Eratosthenes prime-number program.

```
800 SIZE = 7000
820 DIM FLAGS (7001)
830 PRINT "START ONE ITERATION"
```

```
840 COUNT = 0
850 FOR I = 0 TO SIZE
860 FLAGS (I) = 1
870 NEXT I
880 FOR I = 0 TO SIZE
890 IF FLAGS (I) = 0 THEN 970
900 PRIME = I + I + 3
910 K = I + PRIME
920 IF K > SIZE THEN 960
930 FLAGS (K) = 0
940 K = K + PRIME
950 GOTO 920
960 COUNT = COUNT + 1
970 NEXT I
980 PRINT "DONE: ";COUNT;"PRIMES
FOUND"
990 END
```

CALCULATING WITH SINGLE-PRECISION NUMBERS

The Calculations test measures how long it takes to perform 10,000 multiplication and 10,000 division operations using single-precision numbers

Only one word processing program links all kinds of computers.

Finally, there's a way to stop the proliferation of software in your word processing environment.

It's called WordMARC™ — the single full-featured word processor that runs an *identical* program on some 35 different makes and models of computers.

And with its companion program, LinkMARC, WordMARC files created on a

personal computer can be transferred to and shared by your company's UNIX®-based and VAX™/VMS super-mini computers. Or vice versa.

In addition to being compatible with all kinds of computers, WordMARC also gets along with all kinds of users.

Its documentation is written specifically for the computer system it will operate on. Its self-teaching



and also gives a rough indication of the error involved.

```
500 NR = 5000
520 DEFSNG A - Z
540 A = 2.71828
560 B = 3.14159
580 C = 1
600 FOR I = 1 TO NR
620 C = C * A
640 C = C * B
660 C = C / A
680 C = C / B
700 NEXT I
720 PRINT "DONE"
740 PRINT "ERROR = "; C - 1
```

FORMAT AND COPY DISK

The Format and Copy Disk test measures how long it takes to format and copy a disk using the diskcopy command. The test is done only on floppy disks. Copies are made onto previously unformatted disks. Since

disk size can vary, the time is adjusted to reflect the number of seconds per 40K bytes of disk space.

The tests on several of the units (STM, Morrow Pivot, Tandy 2000) timed format and diskcopy separately and combined the results. In addition, the STM time includes automatic verification after formatting.

Units with hard-disk drives in their standard configuration (or in the case of the Stearns, for which the review system contained an optional hard disk) will not have results for this test.

Results on this test could not be obtained for the IBM PCjr and the HP 110, which have only one disk drive, or for the HP 150, because the utility diskcopy is not included with the operating system.

FILE COPY

The File Copy test measures how long it takes to copy a 40K-byte disk file to

The Format and Copy Disk test is done only on floppy disks.

a blank formatted floppy disk. The tests on units with hard-disk drives measure how long it takes to copy the 40K-byte file from the hard disk to a blank formatted floppy disk. Otherwise, reviewers copied the file to another part of the same disk. There are no results for the HP 110, which had only one disk drive. The results for the IBM PCjr reflect copying to another part of the same disk. ■

ACKNOWLEDGMENTS

We would particularly like to thank Michael Bamberg, Woody Bell, Neil Rosen, and Avram Tetewsky for their help in running the benchmarks.



guide helps novice users get quickly up to speed. And it's supported by a special "800" number hotline.

WordMARC's many versatile features include technical and scientific symbols, foreign language characters, a what-you-see-is-what-you-get screen, and menu-driven operation with convenient function keys. It's available for many different operating systems, including MS-DOS™ and

UNIX, and supermini proprietary systems including VAX/VMS.

And WordMARC can also be integrated with other popular applications software.

So put your word processing software resources back under control with WordMARC. The Uncommon Denominator.


Contact MARC Software for more information at 260 Sheridan Ave., Ste. 200, Palo Alto, California 94306.



MARC SOFTWARE INTERNATIONAL, INC.
1-800-831-2400. In California 1-800-437-9900.

WordMARC
The Uncommon Denominator

WordMARC is a trademark of MARC SOFTWARE INTERNATIONAL, INC. ©1985 MSI, INC. UNIX is a registered trademark of AT&T Bell Laboratories. VAX is a trademark of Digital Equipment Corp. MS-DOS is a trademark of Microsoft Corporation.



The world's best selling monochrome graphics card for the IBM PC.

There are more Hercules™ Graphics Cards in more IBM® PCs, XT's and AT's than any other monochrome graphics card in the world.

Over a quarter of a million demanding users around the world use a Hercules Graphics Card to improve the performance of their software.

The Lotus® 1-2-3® Booster.

Consider Lotus 1-2-3. Hercules gives an off-the-shelf copy of 1-2-3 the highest resolution possible on an IBM PC, XT or AT. More 1-2-3 users choose the Hercules Graphics Card to get crisper text and sharper graphics than any other monochrome graphics card.

And we bring the same performance to other integrated programs like Symphony™, Framework™, and SuperCalc® 3.

But we don't stop there. The Hercules Graphics Card

improves all kinds of software.

Like Microsoft® Word, a word processor that enables you to display text with subscripts, superscripts and italics.

Or pfs:Graph, an easy-to-use business graphics program that converts your data into presentation quality graphs.

Or Microsoft® Flight Simulator, the high flying game for the overworked executive.

Or our own Graph X™, a library of graphics subroutines that eases graphics programming.


Or AutoCAD™, a computer aided design program that offers features normally associated with expensive CAD systems.

And we supply free software with each card to do hi-res graphics using the PC's BASIC interpreter.

State-Of-The-Art Hardware.

The Hercules Graphics Card gives you graphics resolution of 720h x 348v and a

parallel printer port. Our unique static RAM buffer provides sharp 9 x 14 characters and flicker-free scrolling. Our exclusive safety features help



prevent damage to your monitor.

State-of-the-art custom IC technology delivers unsurpassed reliability. Ordinary graphics cards use up to 30 ICs to do what one Hercules IC does. By using fewer parts, we reduce the possibility of component failure.

Which is one reason we warranty the Hercules Graphics Card for two years.

Unbeatable reliability. Advanced technology. Proven by over a quarter of a million users. Why settle for anything less than Hercules?

Call 1-800-532-0600 Ext 408 for the name of a Hercules dealer nearest you and we'll rush you our free info kit.

Hercules.
We're strong on graphics.



FOUR HARD DISKS FOR UNDER \$1000

Inexpensive help for your disk storage space woes



BY RICHARD GREHAN

IF YOU ARE a peruser of the back pages of *BYTE* like most of us, you cannot have failed to notice the plummeting prices of hard-disk systems, particularly those available for the IBM Personal Computer. It is commonplace to find a complete subsystem, including hard disk, controller card, and software, for under \$1000.

The advantages of a hard disk should be obvious: Its speed, convenience, and storage space eliminate most of the agonies involved with managing a large pile of floppy disks. If you're interested in setting up a personal bulletin-board system, the purchase of a hard-disk system should be your top priority.

I selected four hard-disk systems from the pages of *BYTE* and other computer periodicals. My only criterion was that the complete system must cost less than \$1000. This article by no means exhausts all the under-\$1000 hard disks advertised, but it should give you an idea of some possible trade-offs and troubles if you decide that a hard disk is your PC's next peripheral. Performance and price information is provided in table I.

THE SIDER

The Sider is from First Class Peripherals, a Carson City, Nevada,



Photo 1: From left to right, the Sider, Rodime, Syquest, and Kamerman Labs hard disks.

company. An external drive, it is consequently the easiest of the four to install. This also means that the drive has its own power supply; the only added power burden to your PC is the interface card. Additionally, since the Sider does not replace one of your system's floppy-disk drives (all of the internal drives reviewed install in place of one floppy-disk drive), you lose no functionality when you need

to, say, copy one floppy disk to another. Best of all, you are spared the trouble of digging through the technical manuals to discover which switches on the PC's motherboard you have to flip to configure the IBM as a one-floppy system.

The Sider comes in a rather large (7½ inches tall, 16½ inches long, and 3½ inches wide) cream-white molded-plastic housing. The hard disk is mounted on its side, and the mechanism is convection-cooled via the case's slotted top. (This slotted top warrants caution: Small objects and certainly fluids could be unwittingly dropped into the inner workings of the unit, inflicting heaven knows what damage.) Since the unit is taller than it is wide, I experienced a not-unjustified fear of knocking it over. A rather stiff but comfortably long cable connects the drive to the interface card.

The installation and operation guide that comes with the Sider is a small 31-page booklet. It is clear and easy to read, obviously written for people with an absolute minimum of hardware knowledge. It includes numerous illustrations of what goes where and

(continued)

Richard Grehan is a *BYTE* technical editor. He can be contacted at POB 372, Hancock, NH 03449.

even a diagram of the on-board jumpers and their proper configuration—handy in case one of the jumpers jumped off during shipping. I had no trouble following the instructions or getting the Sider operational. No special software is required. I simply set up a DOS partition using the FDISK program, and then I executed a FORMAT C:/S to format the partition and write an image of the system onto it. For more details on the software provided with the hard disks, see the "Software" text box on page 205.

When you power up a PC with a Sider attached, you must turn on the Sider 30 seconds prior to the computer or (according to the manual) the computer won't recognize the hard disk's existence. The Sider hums pleasantly while operating; head movement is accompanied by muffled thumpings, not the grating squeak of some hard disks I've heard. The benchmarks showed the Sider's speed to be slightly faster than some of the other drives, especially when copying a file from one spot on the hard disk to another.

All in all, the Sider is quite a value; it is easy to install, you get to keep both floppy-disk drives operational, it comes with a full year's warranty, and the price is right. I should also point out that if you find yourself outgrowing the 10 megabytes provided by one Sider, you can daisy-chain a second onto the first—no additional interface card is required. (You cannot daisy-chain an extra Sider on an IBM PC XT, however.)

THE RODIME HARD DISK

I received two of the hard disks from Micro Design. The first is an amazing

little drive manufactured by Rodime Inc. I say "amazing" and "little" because it is a full 10 megabytes in a package measuring less than 4 inches wide, 6 inches long, and 2 inches thick. Not surprisingly, it is a low-power drive—the manufacturer promised me that it required no more power than an IBM floppy disk.

The drive itself is mounted in a metallic frame that has extended sides and a large front bezel so that it will fill the hole left by the 5¼-inch floppy-disk drive. There is more empty space to it than hardware.

Installing an internal, as opposed to an external, drive adds several degrees of difficulty. First, since the drive will be replacing your right-hand floppy disk, you must remove that drive and find some dead space in your PC to stuff the now-unused extra length of floppy-interface cable. Next, you have to alter the setting of DIP (dual in-line package) switches on the PC's motherboard to tell it that you now have only one floppy-disk drive. Finally, you install the hard disk and the interface board, hook all the cables up, and turn the system on to observe your success or failure.

I took my time removing the floppy and installing the Rodime, managing to get through the whole procedure without killing anything. The instructions provided by Micro Design are much less polished than those provided by First Class Peripherals, but if you follow them diligently you should survive the installation without a hitch. The documentation consists of 40 photocopied (on one side) pages and includes numerous drawings that are adequate and understandable. Apparently, Micro Design

sells several different controller boards as well as drives, and I had some difficulty at first determining which drawings related to the particular hardware I was working with.

When I finally got the Rodime bolted in, I stepped back and noticed that the front bezel was lopsided. Ultimately, I discovered that a socketed 40-pin PROM (programmable read-only memory) on the hard disk's circuit board (which was mounted underneath the unit) was pressing on the metal plate on which the floppy disk had originally rested. This was unsightly and potentially dangerous; Micro Design should look at mounting this hard disk a little higher behind the bezel. Fortunately, since the ceramic body of the PROM was nonconducting, it caused no problems.

The Rodime performed well. It certainly performed quietly. It also lived up to the claims of low power: the PC I used it on held the floppy-disk controller card, a monochrome adapter card, a 256K-byte Quadboard, and a hard-disk controller card. I encountered no problems running everything full tilt. Since it ran so smoothly, I was unable to verify one of the Rodime's more interesting features. If the drive's on-board micro-processor detects an error condition, it flashes the binary code of the error on one of the drive's front-panel LEDs (light-emitting diodes): long flash = 1, short flash = 0.

THE SYQUEST HARD DISK

Easily as amazing as the Rodime hard disk is the Syquest drive, a whopping 30 megabytes in a 5¼-inch half-height package. Also from Micro Design, the Syquest uses the same interface card as the Rodime, except with different PROMs and jumper settings. Installation, too, is almost identical. (In fact, the same documentations serves for both.) Amazingly, this drive also requires no modifications to the PC's power supply.

The Syquest fit neatly in place of the removed floppy; there was no PROM tilting the front plate sideways. The only problem was that when I slid the

Table 1: A comparison of the four hard-disk systems. Write, read, and copy times were measured using the BYTE benchmarks. See June 1984 BYTE, pages 334 and 336, for details.

	Sider	Rodime	Syquest	Kamerman Labs
Write (seconds)	40.0	41.0	41.0	27.0
Read (seconds)	29.0	29.0	29.0	27.0
Copy (seconds)	2.5	4.7	4.7	2.0
Price	\$795	\$520	\$995	\$995

drive all the way into place, the power connector (a large 4-pin Molex connector) jammed against the IBM's power supply, placing a noticeable strain on the connector itself and the hard disk's printed-circuit board to which it was attached. I tried to flex the supply wires some, but it was still a tight fit—the manufacturer should have mounted the connector vertically.

Understandably, formatting the Syquest took a little longer than formatting the other drives, but the end result was worth the wait: 31,819,776 bytes of formatted disk space. In operation it was the noisiest of any of the drives, although not nearly loud enough to be annoying. In the benchmark figures it turned out to be practically identical to the Rodime hard disk.

One irritating side effect of all that space is how long a DIR (directory) command took. When you execute a DIR, it whisks out the filenames and then calculates and displays how many bytes remain free on the disk. A DIR command on the Syquest took a full 6 seconds to calculate and display the bytes-remaining figure, and this was after the filenames had been listed. (Of course, I had configured the hard disk into only one 30-megabyte partition. One solution would be to divide the disk into, say, two 15-megabyte partitions.)

Although the Syquest barely makes it into the under-\$1000 bracket, the amount of storage that fits into that little package is frightening. And if 30 megabytes isn't enough, remember that it's only a half-height drive, so you could easily mount two in the place of one floppy. (The controller card is equipped to handle two hard-disk drives, but you'll want to be careful about power requirements.)

THE MEGAFLIGHT 100

The last hard disk I installed was the Kameran Labs Megaflight 100, a 10-megabyte internal hard disk with a Kameran CT-100 controller card. This half-height 5¼-inch drive comes with a full-height replacement front bezel. It isn't a low-power drive; the

documentation clearly states that the Megaflight may require more power than your system can supply. (This warning doesn't appear until page 6, after you've opened your PC and inserted the CT-100 card.) Consequent-

ly, I tested this drive on a Zenith Z-150, which has the power-supply capabilities of a PC XT. (Kameran Labs points out in the documentation that its system will not work on all PC

(continued)

SOFTWARE

Every one of the systems reviewed was shipped with disks carrying various amounts of software to ease the job of bringing the hard disk on line. In many cases, however, you don't need any more than is already provided with the PC-DOS operating system.

FDISK is a PC-DOS program that IBM supplies for managing what are known as "partitions" on a hard disk. You can think of a partition as an area on the hard-disk drive that acts like an independent "logical disk."

For example, a 10-megabyte hard disk could be partitioned into two 5-megabyte logical disks that the operating system would see as two independent disk drives. Basically, FDISK writes information onto the hard disk that tells DOS where the partitions are located.

Many systems provide a hard-disk low-level formatting and verification program. The Sider's version is called XUTIL; the Micro Design program is called WUTIL. The Megaflight system incorporated the program into its INSTALL program. Such a program typically performs exhaustive write and read operations using selected bit patterns designed to locate failed sectors on the hard disk. If bad sectors are found, the program will then tag them so that the operating system is certain not to use them during normal operation.

Finally, some companies simply throw in additional programs as part of the package. For instance, the Micro Design International hard disks include a CACHE program. CACHE allows you to set aside a designated portion of your computer's memory as a disk cache, 8K bytes minimum. CACHE monitors all disk accesses and keeps the most recently accessed sectors in the allotted memory buffers. New sectors are read only as required, and swapping disk and memory sectors is controlled by the least recently used access technique.

ITEMS DISCUSSED

THE SIDER (IBM PC version)
10-megabyte external hard disk with case, power supply, interface board, and cables

First Class Peripherals
3579 Highway 50 East
Carson City, NV 89701
(800) 538-1307

RODIME
Internal 10-megabyte 3½-inch hard disk with controller board and cables

Micro Design International Inc.
6566 University Blvd.
Winter Park, FL 32792
(305) 677-8333

SYQUEST
Internal 30-megabyte half-height hard disk with controller board and cables

Micro Design International Inc.
6566 University Blvd.
Winter Park, FL 32792
(305) 677-8333

MEGAFLIGHT 100
Internal 10-megabyte half-height hard disk with controller board and cables

Kameran Labs Inc.
8054 Southwest Nimbus Dr.
Beaverton, OR 97005
(503) 626-6877

clones. In fact, the manual lists a couple of the uncooperative ones. The Z-150 was not among them.)

The Megaflyght's documentation is undoubtedly the worst of the lot. It consists of 14 photocopied (on one side) sheets stapled in the upper left-hand corner. The illustrations included are barely adequate, and the text is an absolute maze. Attached to the front of the manual are 5½ pages listing changes made to the upcoming 14, and some programs are mentioned that I never found on the enclosed disk. It never became clear just where to fit some of the errata in the original manual. Endurance on my part finally paid off, and in spite of all the confusion I got the drive going.

A point for owners of PC clones to remember—not brought out in any of the installation documentation I saw—is that all dual-floppy systems consist of a controller card operating the two

drives via a single cable; one floppy-disk drive attaches to the cable somewhere along its length, and the other attaches at the cable's end. If, when removing one of the floppies, you remove the one at the end of the cable, the odds are good that you are removing the one that has a necessary terminating resistor pack installed. This is an integrated circuit usually located near the cable connector, and it must be moved to the empty socket at the same spot on the remaining floppy. You should consult the hardware manual for your floppy drive concerning the resistor pack's location, or, if you are at all unsure of the hardware, have a trained technician check it out. Owners of IBM PCs will find the resistor pack on the rear right of the left-hand floppy's printed-circuit board as a blue 16-pin IC—it does not have to be moved when you replace the right-hand flop-

py disk with a hard disk.

What the Megaflyght lacked in documentation, it made up for in performance. In the benchmarks, it scored the swiftest figures. It was also the quietest of the drives; head movement was inaudible over the faint rushing noise that it made.

CONCLUSION

Considering the variety and number of hard-disk systems available, there certainly seems to be something for everyone. With patience and care, you should have little trouble following the instructions provided with most hard disks. Or if you want to keep your tampering inside your PC to an absolute minimum, an external system like the Sider reduces your job to not much more than a board installation.

If you can afford an IBM PC, cost is now no excuse for not upgrading it with a hard disk. ■

Now you can take advantage of an unbelievable value with this introductory offer. ASCII Pro at a fraction of its suggested retail price. This is not an edited

version—you get a full-power telecommunication tool featuring incredible flexibility that includes DEC VT-100/VT102 full terminal emulation, complete Christensen (XMODEM) and Kermit protocols, as well as password-protected unattended operation. Supports all multi-tasking and windowing environments including Topview, Windows and Gem, and all 2400 baud modems.

Tap into remote computers and information services with greater ease and speed than ever before. ASCII Pro is the telecommunications software you've

PC-users: Steal this Software.

been waiting for—now priced so low you can't afford to wait any longer! Order direct from United Software today.



1880 Century Park East, Suite 300,
L.A., CA 90067 • (213) 556-2211

TOLL FREE 800 621-0849 ext. 441




**ASCII
PRO**



ASCII Pro Telecommunications Software
Regularly \$189.95 — a steal at \$84.95

ASCII Pro is available for IBM PC, XT, AT, PCjr and compatibles. ASCII Pro and IBM, are registered trademarks of United Software Industries, Inc., and International Business Machines Corporation.

SOLVE PROGRAMMING PROBLEMS THE WAY YOU THINK. PURE AND SYMBOL.



APL★PLUS® PC IS THE ANSWER.

The shortest distance between two points is a straight line. But unfortunately, that's not the case in programming.

Most languages require you to go through an enormous number of steps before an idea becomes reality.

That's why the APL★PLUS PC System is such a dramatic and exciting software tool for serious PC programmers and application developers.

Instead of requiring you to learn—and write—long-winded and complicated programs, APL is based on your instinctive ability to deal in symbols. And once you

begin using APL's quick notations, you'll find it the ideal programming environment for all your application needs.

The incredible shortcuts you get with APL will let you spend less time on drudgery, and more time creating. Intricate calculations and modeling on PC's are a snap.

And only with APL★PLUS PC do you get:

- full-screen editing
- a built-in terminal emulator
- communications
- graphics primitives
- and report formatting.

Plus concise notation for programs like sorting, matrix inversions, string searching,

and more. And the complete package price is just \$595 with major credit cards accepted.

Act now, and we'll send you a free Convincer Kit. Contact your local dealer, or call **800-592-0050** (in Maryland, call **301-984-5123**) to order your system, or for more information about our other APL★PLUS products—from our UNIX™ version to the new streamlined Pocket APL™.

Or write STSC, Inc., 2115 East Jefferson St., Rockville, MD 20852.

You'll see how symbol PLUS★WARE products are to use, the very first time you use them.



Problem-solving at the speed of thought.™

STSC
A Contel Company

APL★PLUS PC System requires 192K. A soft character set can be used for computers with IBM compatible graphics board. A character generator ROM or software is included for the IBM PC or selected compatibles. PLUS★WARE and Pocket APL are trademarks of STSC, Inc. APL★PLUS is a registered service mark and trademark of STSC, Inc. UNIX is a trademark of AT&T Bell Laboratories.

We wrote the books on C...



Ecosoft's Eco-C88 C Compiler. \$49.95


This has to be one of the best values on the market today. Eco-C88 has all operators and data types (except bit fields), has 8087 support, and comes with one of the most complete libraries available - over 180 functions including functions for color and memory files. The compiler produces fast, efficient code (as shown in the table) at one-tenth the cost of other compilers.

You also get a UNIX-like cc with "mini-make" that makes the compiler a snap to use. For a limited time, you will also get the Eco-C88 editor (described below) free of charge. Works with all IBM PC's and MSDOS machines.

	Eco-C88	L (1)	C86 (1)	MS (1)	MW (1)
steve	12	11	13	11	12
fib	43	58	46	109	—
deref	14	13	—	10	11
matrix	22	29	27	28	29

1. Computer Language, Feb., 1985, p. 79. Reproduced with permission.

The employees at Ecosoft think everyone should explore what C has to offer. To further that goal, the books listed at right were written by the employees at Ecosoft to get you up and going as quickly as possible and to expand your understanding of C. Over 100,000 readers have placed two of the books on the best sellers list.



The C Programming Guide (Purdum, Que Corp.). \$20.00

This best seller walks you through the C language in an easy-to-read manner. All aspects of the language are covered with plenty of examples. Many of the error messages issued by the Eco-C88 compiler have page numbers that reference this book making the compiler and book perfect for the beginning C programmer.

The ECOSOFT family of C products ORDER FORM

C Compiler \$49.95 _____

Programming Guide \$20.00 _____

Self-Study Guide \$17.00 _____

Programmer's Library \$20.00 _____

Program Editor \$29.95 _____

Total* (Ind. res. add 5% tax) _____

*Please add \$4.00 for shipping.

Payment: VISA MC AE Check

Credit card expir. date _____

Card # _____

Name _____

Address _____

City, state _____

Zip _____ Phone _____

Ecosoft, Inc.

6413 N. College Ave.

Indianapolis, IN 46220

(317) 255-6476 • 8:30-4:30



TRADEMARKS: ECO-C88, ECOSOFT, TURBO PASCAL, BORLAND INT'L.

The C Self-Study Guide (Purdum, Que Corp.). \$17.00

This new book is designed for the individual that is learning C on their own. The book is filled with questions-answers and many examples about C and illustrates many of the tips, traps, and techniques in C that may take years to learn otherwise. Although written to complement the Guide, it can be used with any introductory C text.



The C Programmer's Library (Purdum, Leslie, Stegemoller, Que Corp.). \$20.00

This best seller is an intermediate text designed to teach you how to write functions in a generalized fashion. The book contains many useful library additions, including a complete ISAM file handler, plus sections on several advanced C topics.



CED Program Editor. \$29.95

You're gonna love CED (pronounced "said"). It was written specifically for use with the Eco-C88 compiler. (CED creates a programming environment similar to that of Turbo Pascal.) You create the source file with CED, compile the program and, if there are any errors, CED automatically reloads the source file and places the cursor on the offending section of code. CED also has windows for editing multiple files, macro capability, and is configurable to suit your needs. CED is fast and has many features found only in editors costing up to ten times as much. Perfect for use with Eco-C88.

PROGRAMMING THE ENHANCED GRAPHICS ADAPTER

Writing assembly-language drivers for the new graphics card

BY RICHARD WILTON

IBM's Enhanced Graphics Adapter (EGA) for the IBM PC is what many people thought the older Color/Graphics Monitor Adapter (CGA) ought to have been. The EGA can generate 16-color bit-mapped raster graphics with resolution that is good enough to display text without causing eyestrain. It provides for dynamically modifiable character sets, allows horizontal and vertical pixel-by-pixel panning, supports several types of video monitors, and does a good job of emulating the Color Graphics Adapter's function.

Unfortunately, programming the EGA is not a trivial task. The hardware has a complex, sophisticated, and somewhat idiosyncratic architecture, but it is rarely obvious from the technical documentation just what all that complex hardware does. The on-board ROM (read-only memory) BIOS (basic input/output system) does a good job of performing basic video I/O (input/output) functions, but BIOS support for bit-mapped graphics is rudimentary and slow. Despite these obstacles, the EGA can be rewarding to program at the "bits and bytes" level.

In this article, I will stick to the basics of graphics programming on the EGA. Once you are familiar with the EGA's graphics architecture and



the capabilities of its ROM BIOS, programming other EGA functions becomes much easier.

CGA COMPATIBILITY

Programmers who have spent some time working with the IBM PC's Color Graphics Adapter will be relieved to find that the EGA can emulate virtually 100 percent of the CGA's function. All the CGA's alphanumeric and all-

points-addressable (APA) graphics modes are supported by the hardware and in ROM, with the exception of the 320- by 200-pixel "black and white" APA graphics mode intended for composite video displays. EGA users will probably find this to be a minor shortcoming.

If you know how to program the CGA, you should have no trouble writing programs that run on both the CGA and the EGA. The major source of incompatibility between the EGA and the CGA is related to the video-controller circuitry.

Although the EGA's custom video-controller chips can emulate the function of the Motorola 6845 video controller on the CGA, the I/O port and register assignments on the EGA video controller do not correspond exactly to the registers on the CGA's 6845. Because of this, programs that write

directly to the CGA's video controller (for example, to modify video-display

(continued)

Richard Wilton is a software developer with Laboratory Microsystems Inc. (the creators of PC/FORTH), 3007 Washington Blvd., Marina Del Rey, CA 90295. He recently completed the development of the Enhanced Graphics Support Package, which provides an interface between the EGA and FORTH programs.

modes or to control the cursor) perform quite unpredictably when they are executed on the EGA.

Another difference between the EGA and the CGA is in the ROM BIOS. The EGA BIOS supports several new function calls in addition to the ones in the CGA BIOS. These functions support character sets loadable from RAM (random-access read/write memory) and return information about the EGA's configuration.

HARDWARE CONFIGURATIONS

If you want to write graphics software for the EGA, you must take into consideration two important aspects of the adapter's hardware configuration: the type of video-display monitor attached to the adapter and the amount of RAM used on the adapter. The available graphics modes and graphics memory mapping vary with the hardware configuration (see table 1).

You configure the EGA via a set of DIP (dual in-line package) switches and jumpers to support one of three different types of RGB (red-green-blue) video-display monitors. The adapter can provide alphanumeric and bit-mapped graphics support for both the IBM PC monochrome display (5151) and the IBM PC color display (5153) or their equivalents. Also, IBM offers an enhanced color display (5154) that provides better resolution than the 5153 does.

The graphics resolution on the IBM monochrome display is 640 by 350 pixels, somewhat less than the 720-by 348-pixel resolution provided by the Hercules monochrome graphics card. The best graphics resolution on

the IBM color display is 640 by 200 pixels. You can use the enhanced color display in both 640-by 350-pixel and 640-by 200-pixel modes.

Only one monitor can be attached to the EGA at a time. However, the EGA can be placed in the same system as a Monochrome Display Adapter or a Color Graphics Adapter, so it is possible to use the EGA as part of a dual-display configuration.

The EGA comes with 64K bytes of RAM reserved for use as a video-display refresh buffer. The piggyback Graphics Extender Card adds up to three more banks of EGA RAM in 64K-byte increments, up to a total of 256K bytes.

The additional RAM provides for dynamically loadable character sets and for video paging similar to that performed by the CGA. Also, with an Enhanced Graphics Display but only 64K bytes of EGA RAM, the highest resolution (640 by 350 pixels) graphics mode is limited to four colors. At least 128K bytes are needed to display 16 colors at the same time in this graphics mode.

An EGA graphics program can be written so that it executes properly in each of the different video modes demanded by the various hardware configurations. I will discuss some of the programming details later in this article.

GRAPHICS CHIP PORTS AND REGISTERS

The programmer directly controls the operation of the custom LSI (large-scale integration) logic on the EGA. Your program configures the EGA display control logic to perform the vari-

ous bit-manipulation and video-display functions you need to display bit-mapped graphics. The configuration is controlled by the contents of various special-purpose registers defined on the EGA chips themselves.

You program the EGA registers by writing data bytes to a set of pre-defined I/O ports. At the assembly-language level, you do this via the OUT instruction. The IBM PC BASIC's OUT statement also performs this function.

Often, several EGA registers are mapped onto the same I/O port. In this circumstance you generally need to specify a register *number* at one port address and the *contents* of that register at another port address. For example, the Graphics Controller port at address 3CE hexadecimal maps nine different registers. To store a byte of data into one of those registers, you first OUT the register number to port 3CE. Then you OUT the data byte itself to port 3CF.

You can find examples of how this is done in source listings 2 to 5.

THE ARCHITECTURE OF EGA RAM

Like the Color Graphics Adapter, the EGA contains its own on-board RAM. This RAM is used primarily as a refresh buffer by the EGA's video-controller circuitry. Individual pixels on the screen correspond to groups of bits in the EGA's RAM.

As on the CGA, it is up to the programmer to set the individual bits in the EGA's display RAM. This can place quite a computational burden on the PC's main microprocessor (the Intel 8088 in the PC or the 80286 in the AT), especially when many pixels must be modified over a large area of the screen.

Display RAM on the EGA differs from its counterpart on the CGA in several important respects. Unlike CGA RAM, which always starts at segment address B800 hexadecimal, the starting location of EGA RAM can be modified. The address of the first byte in EGA RAM can be programmed to appear at any of three segment addresses: B800 hexadecimal for ROM

Table 1: Enhanced graphics modes.

ROM BIOS mode (hexadecimal)	Pixel resolution	Number of colors	Type of display
0D	320 by 200	16	color, enhanced color
0E	640 by 200	16	color, enhanced color
0F	640 by 350	4	monochrome
10	640 by 350	4	enhanced color (EGA RAM = 64K bytes)
10	640 by 350	16	enhanced color (EGA RAM > 64K bytes)

BIOS modes 0 through 6, which emulate the Color Graphics Adapter; B000 hexadecimal for ROM BIOS mode 7, which emulates the Monochrome Adapter; and A000 hexadecimal for enhanced graphics modes 0D, 0E, 0F, and 10 hexadecimal.

The memory map of pixels in EGA RAM is different than on the CGA. On the CGA, alternate rows of pixels are mapped into two separate halves of the display buffer. In contrast, all EGA enhanced graphics modes map pixels in linear sequence, from left to right and top to bottom across the display.

In enhanced graphics modes, the first displayable pixel is represented by bit 7 (the high-order bit) of the byte at address A000:0000. Thus, one row of 640 pixels requires an address space of 80 (50 hexadecimal) bytes. With this addressing scheme, the address of the first pixel in the second row of the screen is at bit 7 of the byte at A000:0050, the second pixel in the row is at bit 6 of that byte, and so forth.

Finally—and this is a major architectural difference from the CGA—the EGA display RAM consists of four parallel bit planes. For example, an EGA with 64K bytes of RAM is actually configured as four 16K-byte bit planes, all four of which share the same address space (e.g., starting at A000:0000 for enhanced graphics modes). Since four banks of RAM share the same address space, the EGA contains special logic for accessing each of the bit planes individually and in tandem.

BIT PLANES AND PIXELS

It helps to visualize the logical configuration of EGA RAM as two-dimensional. Imagine one row of 640 pixels. This row of pixels is 640 bits (80 bytes) “across” and 4 bits (1 bit per plane) “deep.” You find the address of an individual pixel by counting “across” the row. The value of that pixel is represented by the bits set in each of the four bit planes at that address.

For instance, a pixel whose value is 5 (binary 0101) in the upper left corner of the display is addressed by the high-order bit (bit 7) of the zeroth byte

in EGA RAM. Its value is determined by setting the corresponding bits in bit planes 0 and 2 to 1, and the corresponding bits in planes 1 and 3 to 0.

The EGA's Graphics Controller permits all four bit planes to be addressed at the same time. When you read 1 byte at an address in EGA RAM (say, with an 8086 MOV instruction or a BASIC PEEK), the Graphics Controller can read 4 bytes, 1 byte from each bit plane at that address. The Graphics Controller latches all 4 bytes during a graphics read. That is, the 4 bytes of data are stored in registers internal to the Graphics Controller, where they can be modified and subsequently rewritten—again, all 4 bytes at the same time—to the bit planes in EGA RAM.

The way in which bits in the four bit planes are arranged to specify the value of a pixel depends upon the amount of EGA RAM present and

upon the graphics mode being displayed. For example, consider the configuration for a 640- by 350-pixel four-color graphics mode on an EGA with only 64K bytes of RAM.


In this case, to display 224,000 (640 × 350) pixels, each bit plane must contain 28,000 (224,000 ÷ 8) bytes, which is more than the 16K bytes available per bit plane. To solve this problem, the EGA's video logic is set up to chain the bit planes together (plane 2 is chained to plane 0; plane 3 is chained to plane 1).

With chained bit planes in this graphics mode, the value of a pixel is determined by bit planes 0 and 2 if the byte containing the pixel is at an even address, and by planes 1 and 3 if the byte is at an odd address. If you are reading or writing pixels in this particular configuration, you must be very careful to use the correct bit

(continued)

FASTER

USRobotics' swift new Courier 2400™ modem cuts data transmission time in half, decreasing phone costs and increasing productivity. The auto-dial, auto-answer Courier adjusts itself from 2400 to 1200 or 300 bps. And if you prefer an internal slot modem for IBM-PCs or compatible computers, the Microlink 2400™ gives you the same great features at the same great price. Courier and Microlink 2400 modems. They're going fast.



courier
2400

HS AA C1 OH RD SD TR MR AL

courier 2400
U-Robotics™

8100 McCormick Blvd., Skokie, IL 60076
Phone: (312) 733-0497
Outside Illinois: 1-800-Dial-USR

planes for each pixel.

In general, a program that manipulates pixels in EGA RAM should be "aware" of the EGA's hardware configuration as well as the current video mode. ROM BIOS function 12 hexadecimal of interrupt 10 hexadecimal returns this information. A graphics program that does not test the hardware configuration properly will get into trouble manipulating pixel bits in different EGA graphics modes. In fact, the EGA's ROM BIOS read-dot function contains exactly this type of bug; it appears in monochrome graphics mode 0F hexadecimal on an EGA with 64K bytes of RAM (see listing 1 and table 2).

HOW TO WRITE A PIXEL

The conceptually simple task of setting a pixel's value requires that you become familiar with several key functions of the EGA's Graphics Controller. For this reason it is worth examining the sequence of events carefully. A comparison of the sample subroutine listings with the following discussion should be helpful.

On the EGA, you can set the value of individual pixels in three different "write modes." These modes have nothing to do with the video-display modes discussed earlier. They describe different methods of programming the EGA Graphics Controller chip.

The EGA's ROM BIOS uses Write Mode 0 as its default, so I will describe its use in detail. To set the value of a pixel in Write Mode 0, you perform a five-step sequence of operations (see listing 2).

First, you must calculate a byte address and bit mask for the pixel. With integer arithmetic and 80 bytes per row, the byte offset of a pixel at location (x,y) is at (y * 80) + x/8 and the bit number to be set (where bit 7 is the left-most or high-order bit) is 7 - (x mod 8).

You generally need to program the EGA Graphics Controller with a bit mask rather than a bit number. The corresponding bit mask can be calculated by 2^(7 - (x mod 8)) or, more efficiently, with a simple lookup table.

Listing 1: A FORTH routine that demonstrates a bug in the EGA's ROM BIOS read-dot routine. The pixels are written properly by the write-dot routine, but the read-dot procedure doesn't return the correct value (see table 2).

```

HEX
: WRITE_DOT ( x y value - ) \ use ROM BIOS to store pel
  >R SWAP R> \ stack: - y x value
  0 SWAP 0C00 + \ stack: - y x 0 0C+ value
  video-io 4DROP; \ do INT 10h, discard stack

: READ_DOT ( x y - value ) \ use ROM BIOS to fetch pel
  SWAP 0 0D00 \ stack: - y x 0 0D00
  video-io \ stack: - DX CX BX AX
  >R 3DROP R> 0FF AND; \ stack: - value

DECIMAL
: BUGDEMO (-)
  640X350 VMODE B/W CLS \ select mode, clear the screen

  0 0 15 WRITE_DOT 0 0 READ_DOT
  CR ." WRITE dot in even byte, READ dot in even byte: "

  8 1 15 WRITE_DOT 8 1 READ_DOT
  CR ." WRITE dot in odd byte, READ dot in odd byte : "

  0 2 15 WRITE_DOT 8 2 READ_DOT
  CR ." WRITE dot in even byte, READ dot in odd byte : "

  CR ." End of demo." CR ;
    
```

Table 2: Sample output from listing 1. The first value is correct; the second value should be 15, and the third value should be 0.

```

WRITE dot in even byte, READ dot in even byte: 15
WRITE dot in odd byte, READ dot in odd byte : 0
WRITE dot in even byte, READ dot in odd byte : 15
End of demo.
ok
    
```

Listing 2: Sample subroutine using Write Mode 0.

```

wp0 proc near ; call with AX = y-coordinate
; BX = x-coordinate
; CX = pixel value

push cx ; Preserve the pixel value on the stack.
; (It gets popped into AX later on ...)

; Calculate byte address (segment & offset) and bit mask
mov dx,0A000h
mov ds,dx ; DS := EGA buffer segment address

mov dx,80
mul dx ; AX := (y * 80)

mov cx,bx ; CX := x
shr bx,1
shr bx,1 ; BX := x/8
add bx,ax ; BX := (y * 80) + x/8 (offset)
and cl,7 ; CL := (x mod 8)
    
```

(continued)

E G A P R O G R A M M I N G

```

xor    cl,7           ; CL := 7 - (x mod 8)
mov    ch,1           ; CH := 2 ^ (7 - x mod 8) (bit mask)
shl    ch,cl

; Set the Bit Mask register
mov    dx,3CEh        ; Graphics Controller port address
mov    al,8           ; select register 8
out    dx,al

mov    dx,3CFh
mov    al,ch          ; load the bit mask into register 8
out    dx,al

; Set all 4 bits in the pixel to 0
mov    al,[bx]        ; Read at address A000:offset
                                ; This latches all 4 bit planes.
                                ; (The byte "read" is ignored.)

mov    al,0
mov    [bx],al        ; Write at address A000:offset
                                ; This sets the bit-masked bits to 0
                                ; and stores the latched bytes to the
                                ; bit planes

; Set bits in the appropriate bit planes to 1
mov    dx,3C4h        ; Sequencer/Map Mode port address
mov    al,2           ; Select Map Mask register 2
out    dx,al

mov    dx,3C5h
pop    ax             ; AL := map mask (i.e., pixel value)
out    dx,al         ; Load the map mask into SMM register 2.
                                ; This enables the appropriate bit planes.

mov    al,[bx]        ; Latch the bit plane data.
mov    al,11111111b
mov    [bx],al        ; Set bits to 1 in appropriate planes.

; Restore default EGA graphics status
mov    dx,3C4h
mov    al,2           ; Again, select ...
out    dx,al         ; ... Sequencer/Map Mask register 2.

mov    dx,3C5h
mov    al,1111b       ; Default map mask
out    dx,al         ; Enable all four bit planes

mov    dx,3CEh
mov    al,8           ; Again, select ...
out    dx,al         ; ... Graphics Controller register 8

mov    dx,3CFh
mov    al,11111111b   ; Default bit mask
out    dx,al         ; Restore default bit mask

ret
wp0    endp

```


Second, configure the EGA Graphics Controller to perform the write operation. You need to specify the write mode, the bit planes to be modified, and the bit mask. The ROM BIOS always leaves the Graphics Controller in Write Mode 0 with all four bit planes enabled, so all that you need to specify is the bit mask for the pixel.

Load the Graphics Controller's Bit Mask register (register number 8) by storing 8 to I/O port 3CE hexadecimal. (Use the 8086 OUT instruction.) Then store the bit mask to the data port 3CF.

Third, reset the value of the pixel to zero by setting the bits in all bit planes corresponding to the pixel to 0. To do

(continued)

WHY WAIT FOR
ANSWERS FROM YOUR
IBM PC/AT/XT
NOW THERE'S
MEGA-MATH™



Engineers, scientists and statisticians are discovering the time saving capability of New "Mega Math" II. A library of over 45 assembly language subroutines for fast numeric calculations, up to 11 times faster than your present compiler.

The pretested routines use the 8087 or 80287 coprocessor for optimum performance. The routines reduce development time, code size and testing time.

"Mega Math" II Includes:

MATRIX OPERATIONS
VECTOR OPERATIONS
VECTOR SCALAR OPERATIONS
STATISTICAL OPERATIONS
FAST FOURIER TRANSFORM
CONVOLUTION
SOLUTION OF LINEAR EQUATIONS

The library is callable from Microsoft Fortran, Basic, "C" and Pascal compilers. Also IBM Professional Fortran and Macro Assembler.

Get "Mega Math" II Performance for only

\$299.00 (U.S.)

Also available is the "Mega Math" A.T. "Booster". A single PC board, designed to reduce execution time in numeric processing applications.

If your IBM AT is equipped with the 80287 coprocessor, the "Booster" will enhance its performance by up to 50%.

PRICE **\$249.00 (U.S.)**

For increased performance of Mega Math Routines, inquire about Micray's high performance floating point processor for the IBM AT or compatibles.

MICRAY
ELECTRONICS LTD.

(403) 250-1437
Bay 1, 4001A - 19 Street N.E.
Calgary, Alberta, Canada T2E 6X8



REALER INQUIRIES WELCOME

TRADEMARKS:
(IBM, PC/XT/AT)
INTERNATIONAL BUSINESS MACHINES
(MICROSOFT) MICROSOFT CORPORATION
(MEGA MATH) MICRAY

YOU JUST BOUGHT A HAYES MODEM FOR YOUR IBM PC?

SORRY, YOU BLEW IT.

	SMARTMODEM 1200B	ZOOM/MODEM PC 1200
100% SMARTMODEM COMPATIBLE Complete Hardware and Software Compatibility	✓	✓
MICROPROCESSOR EPROM Permits Hardware Upgrades	✓	✓
CALL PROGRESS TONE DETECTION With MCI/Sprint Capability		✓
DEMON DIALING Automatically Reaches Busy Numbers Fast		✓
TOUCHTONE DETECTOR OPTION With Auto-Answer Password Security		✓
8K BYTE RAM OPTION For Background Electronic Messaging		✓
EXTENDED "ZT" COMMANDS For More Programming Power		✓
HIGH-SPEED 16450 UART Recommended for IBM PC AT		✓
AUDIO INPUT JACK To Send Voice to a Remote Caller		✓
CLOCK/CALENDAR OPTION		✓
COMMUNICATIONS SOFTWARE INCLUDED	SMARTCOM	PFS:ACCESS
MADE WHERE?	USA	USA
WARRANTY	2YEARS	2 YEARS
SUGGESTED RETAIL PRICE	\$549	\$499*

*\$429 without PFS: Access

Z O O M /



M O D E M

Call us for the name of your nearest Authorized ZOOM Dealer: 800-631-3116 or 617-423-1072 in Massachusetts

Dealers: The ZOOM/MODEM PC 1200 is in stock now at the leading national and regional distributors.

Inquiry 228

EGA PROGRAMMING

this, read 1 byte at the byte address you calculated and then write a data byte consisting of 8 zero bits to that address.

When you perform the byte read, the Graphics Controller stores 4 bytes from the bit planes into its internal latch registers. (You can ignore the byte you read.) When you write the data byte, the Graphics Controller uses the bit mask to copy bits from the data byte to the bit planes. Only masked bits are copied. The result is that a zero bit is copied to each of the four bit planes, and the value of the pixel is zero.

Fourth, set the bits to 1 in the appropriate bit planes for the pixel. Do this by enabling only those bit planes that are to contain a 1 bit. Bit planes are enabled by storing a "map mask" in the Graphics Controller's Sequencer/Map Mode register (register 2).

The map mask is a 4-bit pattern (the low-order nybble of 1 byte) with 1 bits that correspond to the bit planes to be enabled. Since the value of a pixel likewise corresponds to the bits set in each bit plane at a given address, the map mask is the same as the value of the pixel. Thus, when you OUT a 2 to I/O port 3C4 and then the value of the pixel to I/O port 3C5, you enable the appropriate bit planes for the 1 bits in the pixel.

To store 1 bits in the enabled bit planes, you must again latch bytes from the bit planes by doing a byte read. Then, write a data byte of all 1 bits. As before, the Graphics Controller uses the bit mask to determine which bits in the data byte to copy into the bit planes. However, this time only the enabled bit planes are updated. The result is that a 1 bit is copied to each of the enabled bit planes, and the pixel has its new value.

Fifth, you must reconfigure the Graphics Controller to the default status assumed by the ROM BIOS. Re-enable all four bit planes. (OUT a 2 to port 3C4 and then binary 1111 to port 3C5.) Finally, set the Graphics Controller's bit mask to binary

(continued)

LaserJet Printing Using WordStar® Multiplan® and Lotus 1-2-3®

PrintMerge™ uses all the features of LaserJet & LaserJet PLUS

Polaris PrintMerge™ is the print control program that prints WordStar and ASCII print files like Lotus 1-2-3 and Multiplan Print Files. Polaris PrintMerge™ creates the most professionally perfect printing possible by the LaserJet. Print camera ready Documentation, Proposals, Spreadsheets, Reports, Manuals and Newsletters. Here's what others are saying about Polaris PrintMerge™:

★ InfoWorld Review "Polaris PrintMerge™ takes the worry out of using the HP LaserJet effectively with WordStar and 1-2-3. Do we like Polaris PrintMerge? YOU BET."


★ John C. Dvorak, *InfoWorld & PC World* said: "I highly recommend it."

★ Recommended by  HEWLETT
PACKARD



Easily Print Tables & Spreadsheets Correctly Using Proportional Fonts

Print Text with Forms ★ Full Utilization of New Line Functions & Shading

Use Our Software Symbol Sheet™ (\$49.95) 



\$ 99.00 copy protected
\$ 124.00 not copy protected
\$ 5.00 s & h (tax in Ca.)
Money Back Guarantee

Call or Write for Your Copy Today 619 471-0922
310 Via Vera Cruz, Suite 205, San Marcos, CA. 92069

PC or MS DOS *196K RAM IBM PC, XT, AT, or 100% Compatibles & 384K RAM HP 150

HOW TO JUSTIFY A LASER PRINTER

You'd love to have one of those high-speed laser printers.
But aren't they hard to cost-justify? Not if you
have two or more computers that you
want to hook up.

WITH PrintDirector

What's PrintDirector?

It's a product family of buffered, intelligent printer managers that allows you to more than cost-justify that laser printer. It lets you hook up minis, PCs, modems, multiple printers, parallel and serial . . . you name it. Any mix of models and makes. It can even be a Print Server in a larger LAN. The buffer (60KB to 500KB) provides concurrent input and output. It handles different baud rates and protocols. No cable or switch flipping. No modifications to your hardware or software. For more information on PrintDirector, the ultimate in printer managers, call or write:

PrintDirector

Digital Products Inc. • The Simple Network Solution Company
600 Pleasant Street, Watertown MA 02172
(617) 924-1680 (Outside Mass., call 1-800-243-2333)
Prices start at \$645.

11111111. (OUT an 8 to port 3CE and then 11111111 to port 3CF.)

In Write Mode 1 the Graphics Controller simply copies the contents of its latch registers (presumably loaded by a previous latched read) into the bit planes. This function is particularly useful for copying one region of EGA RAM to another, since all four bit planes can be updated in a single memory cycle.

You can also use Write Mode 2 to set the value of an individual pixel. The technique differs from that of Write Mode 0 in that you do not need to selectively enable the bit planes in order to set bits. Rather, bits in the appropriate planes are set according to a data byte you write to the pixel's byte address.

The programming sequence is as follows (see listing 3). Calculate the byte address and bit mask for the pixel. Then set Write Mode 2 by writing a 2 to the Graphics Controller register 5, the Mode register. (OUT a 5 to port 3CE, then OUT a 2 to port 3CF.) Set the bit mask for the pixel. (OUT an 8 to port 3CE, then OUT the bit mask to port 3CF.) Next, latch the bytes at the calculated address in the bit planes. Write a byte containing the value of the pixel to the calculated address. The bits in this byte are copied into the corresponding bit planes (bit 0 to plane 0, bit 1 to plane 1, and so on) for the bit specified in the bit mask. Finally, restore the default Graphics Controller write mode and bit mask.

In addition to providing three different ways of writing pixels, the Graphics Controller can also be programmed to perform certain useful (and maybe not so useful) bit manipulations. You can set any or all of the 8 bits in the bit mask so that up to 8 pixels at a time can be modified in a single write operation. This is especially handy in setting groups of pixels to the same color (to draw a horizontal line, for example). Bitwise AND, OR, or XOR operations on the data in the bit planes can be specified by modifying bits 3 and 4 of the Graphics Controller's Data Rotate/Function Select register (register 3). In Write

Listing 3: Sample subroutine using Write Mode 2.

```

wp2      proc      near      ; call with      AX = y-coordinate
                                   ;              BX = x-coordinate
                                   ;              CX = pixel value

        push      cx      ; Preserve the pixel value on the stack.
                                   ; (It gets popped into AX later on ...)

; Calculate byte address (segment & offset) and bit mask
        mov      dx,0A000h
        mov      ds,dx      ; DS := EGA buffer segment address

        mov      dx,80
        mul      dx      ; AX := (y * 80)

        mov      cx,bx
        shr      bx,1      ; CX := x
        shr      bx,1
        shr      bx,1      ; BX := x/8
        add      bx,ax      ; BX := (y * 80) + x/8 (offset)

        and      cl,7      ; CL := (x mod 8)
        xor      cl,7      ; CL := 7 - (x mod 8)
        mov      ch,1
        shl      ch,cl      ; CH := 2 ^ (7 - x mod 8) (bit mask)

; Select Write Mode 2
        mov      dx,3CEh      ; Graphics Controller port address
        mov      al,5
        out      dx,al      ; Select Mode register (register 5)

        mov      dx,3CFh
        mov      al,2
        out      dx,al      ; Set Write Mode 2

; Set the Bit Mask register
        mov      dx,3CEh      ; Graphics Controller port address
        mov      al,8
        out      dx,al      ; select register 8

        mov      dx,3CFh
        mov      al,ch
        out      dx,al      ; load the bit mask into register 8

; Latch all four bit planes
        mov      al,[bx]      ; "Graphics read" at address A000:offset
                                   ; This loads 1 byte from each bit plane
                                   ; into the latch registers.
                                   ; (The byte "read" is ignored.)

; Write the pixel
        pop      ax      ; AL := pixel value
        mov      [bx],al      ; Write at address A000:offset
                                   ; This sets the appropriate bit-masked bits
                                   ; in the latch registers and stores
                                   ; the latched bytes to the bit planes.

; Restore default EGA graphics status
        mov      dx,3CEh      ; Again, select
        mov      al,5
        out      dx,al      ; Graphics Controller "Mode Register"

        mov      dx,3CFh
        mov      al,0
        out      dx,al      ; Restore Write Mode 0 (the default)

        mov      dx,3CEh
        mov      al,8      ; Again, select
    
```

(continued)

```

out    dx,al      ; ... Graphics Controller register 8
mov    dx,3CFh
mov    al,11111111b ; Default bit mask
out    dx,al      ; Restore default bit mask

ref
endp
wp2
    
```

Listing 4: Sample subroutine using Read Mode 0.

```

rp0    proc    near    ; call with    AX = y-coordinate
                                ;          BX = x-coordinate
                                ; returns  CX = pixel value

; Calculate byte address (segment & offset) and bit mask
mov    dx,0A000h
mov    ds,dx      ; DS := EGA buffer segment address

mov    dx,80
mul    dx         ; AX := (y * 80)

mov    cx,bx     ; CX := x
shr    bx,1
shr    bx,1
shr    bx,1      ; BX := x/8
add    bx,ax     ; BX := (y * 80) + x/8 (offset)

and    cl,7      ; CL := (x mod 8)
xor    cl,7      ; CL := 7 - (x mod 8)
mov    ch,1
shl    ch,cl     ; CH := 2 ^ (7 - x mod 8) (bit mask)

; Read each bit plane
mov    ah,3      ; AH := bit plane number
L1:    mov    dx,3CEh
        mov    al,4
        out    dx,al
        ; ... Read Map Select register 4

        mov    dx,3CFh
        mov    al,ah
        out    dx,al
        ; Select bit plane 3, 2, 1, 0

        mov    al,[bx]
        ; AL := byte from bit plane

; Gather the bits together in CL
shl    cl,1      ; bit0 of CL := 0
and    al,ch     ; Apply bit mask to byte read
jz    L2         ; Jump if bit read was 0
or    cl,1      ; bit0 of CL := 1
L2:    dec    ah
        jge    L1
        ; AL := next bit plane number
        ; Loop through all four bit planes

        and    cx,000Fh
        ; CX := pixel value

        ret

rp0    endp
    
```

Mode 0, the data byte written to the bit planes can be rotated by the Graphics Controller before it is written to the bit planes. The number of bit positions to rotate to the left is specified in bits 0 through 2 of

the Data Rotate/Function Select register.

HOW TO READ A PIXEL

Some graphics algorithms, particularly scan-conversion and region-fill al-

gorithms, require that you determine the value of an individual pixel. The EGA facilitates accurate programming of such algorithms by providing two different ways of reading the value of pixels.

In Read Mode 0, the EGA BIOS default, the value of the bits in a given byte in any one bit plane can be determined. As in Write Mode 0, you must specify a bit mask and select a set of bit planes.

The programming steps are as follows (see listing 4). Calculate the address and bit mask for the pixel. Select a bit plane to be read by loading a bit number (not a bit mask) into the Graphics Controller's Read Map Select register (register 4). Use OUT to write a 4 to port 3CE, then OUT the bit number (0, 1, 2, or 3) to port 3CF. Then read the byte at the address you calculated. This byte is the actual data stored in the bit plane you selected at the address you read. Then, AND the byte you read with the bit mask. If you are reading one pixel, the bit you mask is one of the 4 bits that make up the value of the pixel. Repeat these steps for all bit planes. Put the bits you read from each of the bit planes together in the low nybble of 1 byte. This is the value of the pixel.

Read Mode 1 is conceptually quite different from Read Mode 0. In Read Mode 1 you compare pixels to a pre-specified value to see if they match rather than actually determining the value of a pixel. This technique is practical when you need to scan a row for the occurrence of a pixel of a given value since you can test 8 pixels at a time.

Here are the steps involved (see listing 5). As usual, calculate the address of the pixel(s) in question. Select Read Mode 1. (OUT a 5 to port 3CE, then OUT an 8 to port 3CF to set bit 3 of this register to 1.) Load the value to which you want the EGA to compare pixels into Graphics Controller register 2, the Color Compare register. (OUT a 2 to port 3CE, then OUT the comparison value to port 3CF.) Read the byte at the calculated address. This byte will contain a 1 bit in bit

(continued)



COMPLETE IBM COMPATIBILITY

STAY AHEAD OF THE GAME WITH THE LOWEST IN TOWN!

TECH PC/AT \$2099

PRICE INCLUDES:

- 6MHZ 80286 CPU
- 512K
- ONE 1.2 MB FLOPPY DRIVE
- 8 EXPANSION SLOTS
- 195 WATT POWER SUPPLY
- COMPLETE MS DOS, PC DOS, XENIX COMPATIBILITY
- RUNS LOTUS 123, DBASE III FRAMEWORK AND ALL OTHER POPULAR AT SOFTWARE.
- ONE YEAR WARRANTY!!

OPTIONS:

TECH PC/AT WITH 20MB HARD DISK **\$2499**

TECH PC/AT WITH 20MB HARD DISK, MONOCHROME MONITOR, HERCULES® COMPATIBLE MONO/GRAPHICS CARD **\$2699**

ALSO AVAILABLE WITH 6-8 MHZ SWITCHABLE CPU, TAPE BACKUPS, MODEMS, LARGER HARD DISKS, AND NETWORKING SYSTEMS.

TECH TURBO PC/XT \$1099

PRICE INCLUDES:

- 4 TO 7 MHZ SOFTWARE SWITCHABLE CPU
- 640K
- TWO 360K DS/DD FLOPPY DISK DRIVES
- 8 EXPANSION SLOTS
- 135 WATT POWER SUPPLY
- ONE YEAR WARRANTY!!

OPTIONS:

TECH TURBO PC/XT WITH 20MB HARD DISK **\$1699**

TECH TURBO PC/XT WITH 20MB HARD DISK, MONOCHROME MONITOR AND HERCULES COMPATIBLE MONO/GRAPHICS CARD **\$1950**

TECH PC/XT \$799

PRICE INCLUDES:

- 4.77 MHZ CPU
- 256K
- TWO 360K DS/DD FLOPPY DRIVES
- 8 EXPANSION SLOTS
- 135 WATT POWER SUPPLY
- ONE YEAR WARRANTY!!

OPTIONS:

TECH PC/XT WITH 20MB HARD DISK **\$1449**

TECH PC/XT WITH 20MB HARD DISK, MONOCHROME MONITOR, HERCULES COMPATIBLE MONO/GRAPHICS CARD **\$1649**

TELEX: 272006

Answer Back-TECH

FAX: 714/556-8325

VISA, MASTERCARD,
CHECK ACCEPTED

TECH PC PERSONAL COMPUTERS

714/754-1170

2131 S. HATHAWAY, SANTA ANA, CA

@1985 TECH PC 92705

*Hercules is a registered trademark of Hercules Computer Technology.

*IBM, IBM PC, XT, and AT are registered trademarks of International Business Machines Corp.

Listing 5: Sample subroutine using Read Mode 1.

```

rp1    proc    near    ; call with    AX = y-coordinate
                                ;          BX = x-coordinate
                                ;          CX = compare value
                                ; returns   CX = flag

                                push    cx    ; Push the compare value on the stack.
                                ;          (It gets popped into AX later on ...)

; Calculate byte address (segment & offset) and bit mask
mov     dx,0A000h
mov     ds,dx    ; DS := EGA buffer segment address

mov     dx,80
mul     dx    ; AX := (y * 80)

mov     cx,bx    ; CX := x
shr     bx,1
shr     bx,1
shr     bx,1    ; BX := x/8
add     bx,ax    ; BX := (y * 80) + x/8 (offset)

and     cl,7    ; CL := (x mod 8)
xor     cl,7    ; CL := 7 - (x mod 8)
mov     ch,1
shl     ch,cl    ; CH := 2 ^ (7 - x mod 8) (bit mask)

; Select Read Mode 1
mov     dx,3CEh
mov     al,5    ; Select Graphics Controller ...
out     dx,al    ; ... Mode register (register 5)

mov     dx,3CFh
mov     al,8    ; Set bit 3 to indicate ...
out     dx,al    ; ... Read Mode 1

; Specify the comparison value
mov     dx,3CEh
mov     al,2    ; Select Graphics Controller ...
out     dx,al    ; ... Color Compare register

mov     dx,3CFh
pop     ax    ; AL := comparison value
out     dx,al    ; Load Color Compare register

; Read and test the pixel value
mov     al,[bx] ; Read at address A000:offset.
                                ; If a bit in AL is 1,
                                ; the corresponding pixel's
                                ; value matches the
                                ; comparison value.

and     al,ch    ; Apply the bit mask.
jz     L1        ; Jump if pixel didn't match.

mov     cx,1    ; CX := "true"
ret

L1:    mov     cx,0 ; CX := "false"
ret

rp1    endp

```

positions corresponding to pixels that match the comparison value. If a pixel does not match, the corresponding bit position is 0. Then restore the default Read Mode 0. (OUT a 5 to

port 3CE, then OUT a 0 to port 3CF.) By default, the EGA compares bits in all four bit planes to the value you load into the Color Compare register.

(continued)

MICROTEK INTRODUCES NEW PC BOARD LINE BY OFFERING 10,000 20% OFF DISCOUNT COUPONS* TO IBM PC USERS.

1. GL MULTIFUNCTION BOARD




This board is functionally equivalent to the IBM Printer Adapter, Asynchronous Communications Adapter, enough memory expansion to equal 384K, and a clock card. Plus comes with software that allows an extra 640K of Virtual Memory (can be used with fixed or RAM disk and Lotus/Intel/Microsoft specification software). For IBM PC/XT and compatibles.

2. GL 640 + 2MB BOARD



This board provides up to 2 megabytes of paged RAM memory for use with Symphony 1.1, Lotus 1-2-3 (2.0 version), and new versions of Framework, SuperCalc and other programs that use the Lotus/Intel/Microsoft expanded memory specifications. It is shipped with Disk Emulation and Printer Spooler software.

3. GL 0-384K ULTRAFLEX MEMORY BOARD



The GL 0-384K Ultraflex Memory Board does more than just provide up to 384K of extra memory. In addition to print spooling, this board comes with software that allows an extra 640K of Virtual Memory (can be used with fixed or RAM disk and Lotus/Intel/Microsoft specification software). For IBM PC/XT and compatibles.


4. GL COLOR GRAPHICS BOARD




5. GL MONOCHROME DISPLAY WITH SERIAL/PARALLEL




6. GL SERIAL CARD




7. GL PARALLEL CARD



8. GL SERIAL/PARALLEL CARD



9. GL CLOCK CARD



**20% Off Coupons
will be honored
at your local
dealer.**


Now you can get the discounts you're looking for plus full product support from your local dealer. Here's all you do. Simply fill out the Coupon Request Form at the bottom of this ad and mail it back to Microtek. We'll send you your 20% OFF COUPON, product information and the name of your nearest participating Microtek dealer.

**More than
1,000 dealers
and over 300,000
customers know
the value of
Microtek's:**

- 7-24 Customer Service (7 days, 24 hours per day)
- Wide Selection of Products
- Fully-Tested Products
- 2 Year Warranty
- Manufacturing Quality (Built in USA)

*20% Off suggested list price

COUPON REQUEST FORM



MICROTEK inc.

Please send me the following:

20% OFF COUPON and the name of my nearest participating dealer

Information on products circled 1 2 3 4 5 6 7 8 9

Name _____

Address _____

City _____ State _____ Zip _____

Telephone Number _____

Dealer and distributor inquiries welcome. Call (619) 569-0900

MAIL TO: Microtek, Inc., P.O. Box 23817, San Diego, CA 92123

IBM PC is a registered trademark of International Business Machines Corporation. Framework is a registered trademark of Ashton-Tate. SuperCalc is a registered trademark of Sorcim/IUS Micro Software. Lotus is a registered trademark of Lotus Development Company.

However, in some video modes only two bit planes are used for a given pixel. (These are 640- by 350-pixel four-color graphics modes on the IBM monochrome display or on an EGA with only 64K bytes of RAM.) In these instances you must specify which bit planes are used in the comparison by loading a bit pattern into the Graphics

Controller's Color Don't Care register* (register 7).

PIXELS AND PALETTES

The value of a pixel corresponds to one of 16 palette registers internal to the EGA's video attribute controller circuitry. In turn, the content of each of these registers corresponds to the

colors displayed. Each bit in the palette registers corresponds to the IRGB (input red-green-blue) signals that drive the video display. Since a pixel can have any one of 16 values, and any of 64 colors can be specified in each of the palette registers, 16 of 64 colors can be displayed.

When a video mode is selected using the ROM BIOS, the palette registers are loaded with "reasonable" color values. For example, in 16-color video modes, the colors correspond to those available on the CGA. However, you can alter the contents of the palette registers to achieve color-mixing, masking, and animation effects.

You can load the palette color registers directly by writing I/O port 3C0. However, you should probably use the ROM BIOS function 10 hexadecimal of interrupt 10 hexadecimal, which programs the palette registers either individually or from a list of values. This is the same BIOS software interface used in the PCjr.

SUMMARY

I have covered the fundamentals of graphics programming on the EGA. If you have followed the sample listings, you will have an idea of the type of low-level programming required.

Understanding the graphics architecture of the EGA is the essential first step in programming other interesting functions, including panning, split-screen display, and RAM-loadable character sets. IBM's technical documentation provides programming examples for these EGA functions.

At this writing, the EGA is still fairly new on the market. Few programs make use of its enhanced graphics capabilities. But as the use of the EGA becomes more widespread and more ingenious programmers begin working with it, you should see some remarkable graphics programs. ■

BIBLIOGRAPHY

- Hoffman, Thomas V. "Graphic Enhancement." *PC Tech Journal*, April 1985, volume 3, number 4, page 58.
- IBM PC Technical Reference: Options and Adapters*. Reference Number 6322509.
- IBM Personal Computer Seminar Proceedings*. May 1985, volume 2, number 1-11.

You're in Good Company When You Program in BetterBASIC



All of these companies rely on BetterBASIC to write their software programs. They have found that BetterBASIC combines the features they need from BASIC, Pascal, C and Forth in one familiar environment. Some of these features include the following.

640K Now you can use the full memory of your PC to develop large programs.

STRUCTURED Create well organized programs using procedures and functions that are easily identified and understood and completely reusable in future programs.

MODULAR Use procedures and functions grouped together to form "library modules."

INTERACTIVE BetterBASIC acts like an interpreter, responding to the users' commands in an immediate mode. However, each statement is actually compiled as it is entered.

EXTENSIBLE Create your own BetterBASIC modules which contain BetterBASIC extensions (ideal for OEMs).

COMPILED Each line of the program is compiled as it is entered

into the computer's memory rather than interpreted at runtime. The optional Runtime System generates EXE files.

BetterBASIC Runs on IBM PC, IBM PC/XT and compatibles.

CALL 1-800-225-5800 (In Canada: 416-469-5244) Order BetterBASIC now, or write Summit Software Technology, Inc.™, P.O. Box 99, Babson Park, Wellesley, MA 02157. Prices are listed below.

BetterBASIC: \$199 Runtime System: \$250
8087 Math Module: \$99

Order the BetterBASIC sample disk which includes a demo, a tutorial, compatibility issues and more. Only \$10.

MasterCard, VISA, P.O. Checks, Money Order, C.O.D. accepted.

BetterBASIC is a registered trademark of Summit Software Technology, Inc.

IBM PC and IBM PC/XT are registered trademarks of International Business Machines Corp. Tandy is a registered trademark of Tandy Corp. Illustrated above are registered trademarks of the following companies: Mobil Oil Corp.; A T & T; General Electric Co.; Westinghouse Electric Corp.; TRW, Inc.



ALSO AVAILABLE FOR THE TANDY 2000, 1200 AND 1000

Powerful MS-DOS™ Software.

For the IBM®-PC, XT, AT & compatibles with MS-DOS/PC-DOS 2.0 or higher.

Only **\$39.95** Each

UTAH COBOL™

ALL NEW! We believe this is the fastest COBOL compiler on any micro; for example, we have compiled 4500 statements per minute on an IBM-AT. Utah COBOL is based on ANSI-74 standards with powerful level 2 features, including compound conditionals & full CALL CANCEL. Speed and simplicity are certain to make it a favorite in the classroom as well as with professional programmers. Package includes diskette, 165-page manual, many examples & 16 complete COBOL source code programs. **\$39.95.**

COBOL Application Package, Book 1: \$9.95.

UTAH PASCAL™

Has many advanced features including: 14 digit precision, BCD math (no round-off errors), floating point +63 -64, TRACE debugging, Arrays up to 8 dimensions, 64K strings, External procedures & Dynamic Module loading. Package includes diskette & 134-page manual. **\$39.95.**

UTAH PILOT™

Written by Prof. J. Starkweather, the language's creator, Utah PILOT exceeds all PILOT-73 standards. And it has an integrated full-screen text editor for easy program development. Ideal for classroom instruction, business training & home study. Package includes diskette, 129-page manual & 10 sample programs. **\$39.95.**

UTAH EDIT™

A full-screen, video-display text editor designed specifically for computer program text preparation. Completely user-changeable, it can be configured to almost any terminal & takes only 12K disk space. Package includes diskette & 58-page manual. **\$39.95.**

UTAH **BASIC™** \$39.95
Package includes diskette & 239-page manual.

BIGPRINT™ DISKETTE \$19.95
Great for making signs. Requires 132-print position printer.

UTAH software requires 128K RAM (i.e., 90K user RAM) an IBM-PC, XT, AT, PCjr, or compatible (16-bit) microcomputer with MS-DOS or PC-DOS Operating System, Rev. 2.0 or higher. For 8-bit CP/M-80 systems, ask about our **NEVADA** Software Series.

MS is a trademark of Microsoft Corp. IBM is a registered trademark of International Business Machines, Corp. Utah COBOL, Utah BASIC, Utah PASCAL, Utah PILOT, Utah EDIT, BIGPRINT, & Ellis Computing, Inc. are trademarks of Ellis Computing, Inc. © 1985 Ellis Computing, Inc.

SATISFACTION GUARANTEED. If for any reason you're not completely satisfied, just return the Utah package within 15 days—in good condition, with the sealed diskette unopened—and we'll refund your money. **There's absolutely no risk to you, so why wait?—order today.**

Please send me these UTAH Software packages
(IBM-PC diskette):

- COBOL BASIC EDIT
 PASCAL PILOT BIGPRINT

Send me ____ (how many) software packages: TOTAL \$ _____

Utah COBOL Application Book 1; BIGPRINT: _____

California residents add sales tax (6% or 6½%) _____

HANDLING/SHIPPING: no shipping charge within U.S.;
Overseas add \$10 for first package, \$5 each additional. _____

- Check VISA MasterCard

Checks must be
in U.S. Dollars,
drawn on a U.S. bank.



(Sorry, no C.O.D.s.)

Enclosed: TOTAL \$ _____

Send my UTAH order to:

CARD NO. _____ EXP. _____

SIGNATURE _____

SHIP TO NAME _____

STREET _____

CITY/STATE/ZIP _____

COUNTRY _____

Order now from:

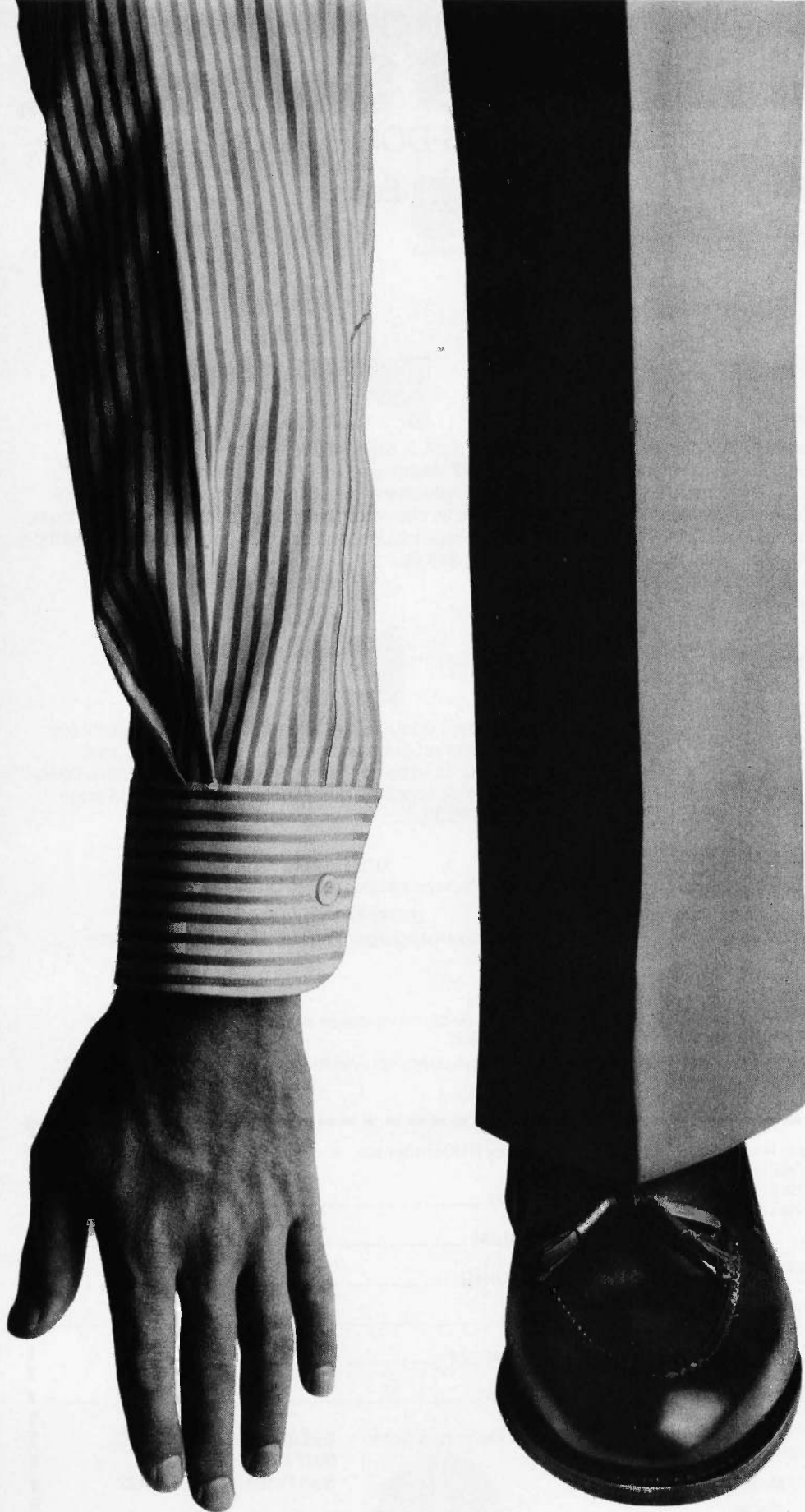
ELLIS COMPUTING, INC.
3917 Noriega Street
San Francisco, CA 94122

Phone **(415) 753-0186**



SINCE 1977

ELLIS COMPUTING™



IF YOU'RE TIRED OF PAYING OUTRAGEOUS LONG DISTANCE CHARGES EVERY TIME YOUR COMPUTER TALKS ON THE PHONE, GTE TELENET OFFERS AN ALTERNATIVE. IT'S CALLED PC PURSUIT.SM

NOW FOR ONLY \$25 A MONTH (PLUS A ONE-TIME INSTALLATION FEE OF \$25) YOU'LL BE ABLE TO REACH OTHER PC SUBSCRIBERS, FREE LOCAL DATA BASES AND BULLETIN BOARDS IN ATLANTA, BOSTON, CHICAGO, DALLAS, DENVER, DETROIT, HOUSTON, LOS ANGELES, NEW YORK (AREA CODE 212), PHILADELPHIA, SAN FRANCISCO AND WASHINGTON D.C. AND TAKE ADVANTAGE OF LOCAL SOFTWARE DOWNLOADING CAPABILITIES, AS WELL.

YOU CAN USE THE PC PURSUIT SERVICE BETWEEN 6PM AND 7AM WEEKDAYS. AND ALL DAY ON WEEKENDS. ALL YOU NEED IS AN AUTO-ANSWER MODEM AND COMMUNICATIONS SOFTWARE.

AS PART OF GTE TELENET'S DATA NETWORK, THE PC PURSUIT SERVICE OFFERS THE QUALITY, RELIABILITY AND ACCURACY NEEDED IN THE PURSUIT OF INFORMATION.

FOR MORE INFORMATION CALL 800-368-4215 BETWEEN 9AM AND 5PM. AFTER HOURS CALL 800-835-3001 ON YOUR TERMINAL TO SIGN UP AND START USING THE SERVICE. OR USE THIS SECOND NUMBER TO GET OUR ON-LINE USERS GUIDE.

WITH PC PURSUIT, YOU CAN FINALLY GET YOUR HANDS ON THE INFORMATION YOU NEED, WITHOUT PAYING AN ARM AND A LEG.

GTE Telenet

Inquiry 77

NOW YOU DON'T HAVE TO PAY THIS MUCH
TO ACCESS INFORMATION WITH YOUR HOME COMPUTER.


IBM PC INTERRUPT SERVICE ROUTINES

*Guidelines for writing an interrupt handler
in a high-level language*

BY PAUL M. DUNPHY

ONE OF THE most important concepts in computer technology is the idea of hardware-generated interrupts. Interrupts increase the overall efficiency of a computer system because the external devices request the attention of the processor as needed. If a system had no interrupts, the processor would have to poll every device in the system periodically to see if any of them required attention.

Unfortunately, both the hardware and software aspects of interrupt systems are poorly documented and tend to be reserved for operating-system functions such as peripheral drivers, disk handlers, etc. Programmers wishing to make use of the interrupt system for customized applications are frequently forced to resort to complex assembly-language routines that are difficult to write and understand. In this article, I will describe how to use the interrupt system on the IBM Personal Computer and demonstrate that you can write an interrupt service routine (ISR) in a high-level language (in this case, Borland International's Turbo Pascal). (Interested readers should consult "Interrupts and the IBM PC," Parts 1 and 2, by Chris Dunford, *PC Tech Journal*, November/December 1983, page 173, and January 1984, page 144.) You should



be able to use these guidelines to write ISRs in other languages.

A BIT OF BACKGROUND ON INTERRUPTS

Peripheral devices can request the processor's attention for many different reasons. They may require control signals, have data available, or simply need to tell the processor that they have finished a task. Whatever

the reason, an interrupt is the event that makes a processor suspend execution of its current program to perform some requested activity.

An "interrupt line" is a pin on the microprocessor chip that, when activated, causes the processor to save its current location (the processor usually does this by placing the contents of its instruction pointer on the stack) and transfer control to a fixed address. This fixed address is the beginning of the ISR. The ISR performs its tasks and returns control to the exact location at the time of the interrupt so that the interrupted routine is never aware that it was disturbed. Notice that the ISR must save any of the processor's registers before it modifies them and then must restore them before it returns. Otherwise, information that the interrupted routine had stored in those registers might be lost.

If a processor has only one interrupt line with several devices attached, then the ISR's first job is to determine

(continued)

Paul M. Dunphy is a microcomputer specialist at an oceanographic research institute. He can be reached at the Bedford Institute of Oceanography, AOL Software Systems, POB 1006, Dartmouth, Nova Scotia, Canada.

*Most processors
provide several
interrupt lines and
each is associated
with a different
ISR start address.*

which device caused the interrupt. Most processors, however, provide several interrupt lines and each line is associated with a different ISR start address. In this arrangement, each device is serviced by its own ISR. Often, as on the IBM PC, the ISR start addresses are stored contiguously in memory in an "interrupt-vector table." This is commonly referred to as a "vectored interrupt" system.

Whether a system has one or several interrupt sources, some or all of these may be ignored or "masked out" at times when the processor is executing critical code and cannot be interrupted. In addition, when several interrupt lines are available, they are often prioritized so that the system can decide which one should be serviced first should more than one device request attention simultaneously.

THE INTERRUPT SYSTEM ON THE IBM PC

The 8088 microprocessor in the IBM PC supports a special instruction, INT, which allows programs to perform synchronous transfers to subroutines through the interrupt-vector table in a manner much like a hardware interrupt. The operating system takes advantage of these software interrupts to perform virtually all of its I/O (input/output). You should be aware of the fact that most of the documentation on IBM PC interrupts is actually referring to the INT instruction.

As for true hardware interrupts, the architecture of the IBM PC provides eight lines, designated IRQ0 to IRQ7.

As delivered, the IBM PC uses three of these lines. IRQ0 is reserved for the system timer, IRQ1 for the keyboard, and IRQ6 services the NEC PD765 floppy-disk controller.

The remaining lines are not used by the system; they can be used by properly wired cards in the peripheral slots. The IBM PC interrupt lines are ordered in priority; IRQ0 is the highest and IRQ7 is the lowest. Any or all lines can be masked. To resolve priority- and control-masking operations, the IBM PC uses the Intel 8259 programmable interrupt controller (PIC). The 8088 processor can only handle one interrupt at a time, so the 8259 PIC evaluates each request and determines whether it should pass the interrupt on to the processor. An interrupt routine can be interrupted if the 8259 PIC receives a request of higher priority. On an off-the-shelf IBM PC, the clock can interrupt the disk controller but not vice versa.

Suppose the 8259 PIC receives an interrupt request, the line is not masked, and no higher-priority interrupt is being serviced. The 8259 PIC signals the processor that it has a valid interrupt request pending. The processor finishes any instruction that it is currently executing and then acknowledges the request by signaling the 8259 PIC that it is ready to service the interrupt. The 8259 PIC then adds an offset of 8 to the interrupt-request number to obtain an 8-bit interrupt-type number. For example, if the disk is requesting attention, the interrupt-type number is 14 (8 + IRQ6). This interrupt-type number is placed on the system data bus. The processor reads the data bus and uses this number as an index to access the interrupt-vector table stored in memory.

Each entry in the interrupt-vector table consists of 4 bytes. The first 2 bytes specify the ISR's segment address, and the next 2 bytes contain its offset within the segment. For IRQ0, IRQ1, and IRQ6, these addresses point to routines in the BIOS (basic input/output system) that service the corresponding system device. The entries for the remaining interrupts point to a dummy routine in the BIOS that

returns control to the executing program. To add a new ISR to the table, you simply overwrite the appropriate dummy-routine pointer with a pointer to your new service routine.

ISR HOUSEKEEPING

Recall that the ISR's first job is to save all the registers it will modify in the course of executing so that the original machine state can be restored upon completion. This is best done by pushing the registers onto the stack. If you write your ISR in assembly language, you only need to preserve the registers that are actually used. However, if you write your ISR in a high-level language—Pascal, for example—you cannot make assumptions about which registers the compiler will use. Therefore, your ISR must save all registers just in case. Turbo Pascal has an inline statement that allows you to insert machine code directly into the program. You can use inline to generate the PUSH instructions at the beginning of the ISR, and again at the end to generate the POP instructions.

Now that you know how to preserve the registers, can you proceed to write the actual code that will service the interrupt? Not yet. First, there is a subtle problem associated with the 8088's segmented architecture that you must take into account. Remember, an ISR is invoked asynchronously. This causes no problems as long as the interrupted code is somewhere in the user program. However, most high-level languages (Turbo Pascal included) make use of the system BIOS to perform I/O. Suppose the program is using the BIOS when it is interrupted. Control will be transferred to the user ISR, but the data segment (DS) register will contain the BIOS data segment. If the code in the ISR attempts to access any Pascal variable, the DS register will be incorrect and the actual referenced memory locations will be somewhere in the BIOS rather than the Pascal program. Needless to say, this will cause the program to go haywire, particularly if the routine attempts to modify these variables.

How do you overcome this problem? You must restore the Turbo Pascal data

segment after you push the registers. There are probably several ways to do this, but I have found the following method adequate. A Borland representative has assured me that words 5 to 15 of the code segment contain nonexecutable code, and the program will not be corrupted if data is stored in this area. Therefore, in the main program you create an absolute variable in this area, and, using Turbo Pascal's Dseg function, your first executable statement saves the DS address in this variable.

Now that the DS segment has been determined and saved in a known absolute location, our ISR can restore it each time it is invoked. First, copy the code segment into the DS register; this allows you to read the contents of the absolute variable into the AX register. Then transfer the AX to the DS register to complete the operation.

There is one more thing to do before the fundamental "shell" of the ISR is complete. Just before it pops the registers and returns, it must tell the 8259 PIC that it has finished. The 8259 PIC maintains an 8-bit register in which it records which ISRs are in service. The associated bit for the ISR must be set to zero when the routine completes. To do this on the IBM PC, send a hexadecimal 20 to the control port of the 8259 PIC. This is called a nonspecific end of interrupt (EOI). When the 8259 PIC receives a nonspecific EOI, it clears the bit belonging to the highest-priority interrupt in service. This will always be the routine that sent the command.

On the IBM PC, the port addresses of the 8259 PIC are 20 and 21 (hexadecimal). You can access I/O ports directly from the high-level code using Turbo Pascal's predefined array port. You now have constructed the basic framework for the ISR on the IBM PC using Turbo Pascal (see listing 1).

INITIALIZING THE SYSTEM TO HANDLE USER INTERRUPTS

Now that you know how to construct an ISR, you must prepare the system to process the interrupts. First, you have to tell the 8259 PIC that your IRQ line is not to be masked. The 8259 PIC

maintains an 8-bit register called the interrupt-mask register (IMR). Each bit from 0 to 7 corresponds to an interrupt-request line. If the corresponding bit is set to 1, the associated IRQ line is masked and subsequent interrupt requests on that line will not be passed on to the processor. When MS-DOS initializes the 8259 PIC at boot-up, it sets all the bits in the IMR

to 1 except those corresponding to IRQ0, IRQ1, and IRQ6. To activate your IRQ, you must clear the appropriate bit. Listing 2 contains the Turbo Pascal procedure for doing this.

Your next step is to modify the interrupt-vector table so that the appropriate entry will point to your ISR. You can find the address of the ISR by

(continued)

Listing 1: The basic structure of a Turbo Pascal ISR. The order and number of registers saved differs slightly from what is suggested in the Turbo Pascal reference manual, but I have found that this method is necessary to ensure proper operation.

```

Program Test(input,output);

var
  dsave      : integer absolute Cseg:$0006;

Procedure Interrupt_Service_Routine;

begin
  inline($FB/      { STI          enable further interrupts }
        $1E/      { PUSH DS          }
        $50/      { PUSH AX          }
        $53/      { PUSH BX          }
        $51/      { PUSH CX          }
        $52/      { PUSH DX          }
        $57/      { PUSH DI          }
        $56/      { PUSH SI          }
        $06);     { PUSH ES          }

  inline($8C/$C8/  { MOV AX,CS  restore data segment }
        $8E/$D8/  { MOV DS,AX          }
        $A1/dsave/ { MOV AX,dsave         }
        $8E/$D8); { MOV DS,AX          }

  { Pascal code for servicing the interrupt }

  port[$0020] := $20; { nonspecific EOI to 8259 PIC }

  inline ($07/    { POP ES          }
        $5E/    { POP SI          }
        $5F/    { POP DI          }
        $5A/    { POP DX          }
        $59/    { POP CX          }
        $5B/    { POP BX          }
        $58/    { POP AX          }
        $1F/    { POP DS          }
        $CF);   { IRET          return from interrupt }

end

begin
  dsave := Dseg;
end.
    
```



STOP SOFTWARE PIRACY . . .

... with one of our new, sophisticated copy prevention products.

for Disk Security

- **SAFEGUARD DISK***
for IBM PC/Compatibles
- **SAFEGUARD 64 DISK***
for Commodore 64

*Renders Bit and Nibbler Copiers ineffective Software is encrypted and protected on each disk.

for Data Security

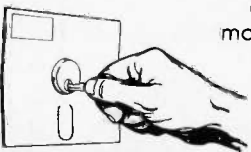
- **DATA PADLOCK**
- **PC CRYPT**

for Telecommunication Security

- **PRIVATE TALK**

Why should your valuable data or useful software program become available in the Public Domain?

Call or write for more information.



GLENCO ENGINEERING INC.

3920 Ridge / Arlington Hts., IL 60004
(312) 392-2492

INTERRUPTS

With the exception of a few in-line machine instructions, an entire ISR can be written in Pascal.

using the Turbo Pascal functions Cseg and Ofs. However, the compiler adds a few instructions of overhead to the start of every procedure. Consequently, the first instruction of the compiled ISR is not the STI instruction that is inserted by the inline statement. The actual start of the ISR is 7 bytes prior to the first statement of source code. Since the instructions added by the compiler use the registers before you

have a chance to save them, you must add 7 to the offset returned by Ofs so they will not be executed. The vector table is then modified using the pre-defined Turbo Pascal array memW. Listing 3 contains the procedure for doing this.

PUTTING IT ALL TOGETHER

To demonstrate the use of the IBM PC interrupt system using Turbo Pascal, I wrote a program called Acquire. [Editor's note: The source code is available via BYTENet Listings. Call (617) 861-9774 before November 1; thereafter, call (617) 861-9764.] This program reads data from a cassette-tape reader transmitting 16-bit words at 2000 hertz and writes it to disk. No handshaking is possible because the tape reader simply places the data on the input lines and strobes the receiving device once every 500 microseconds.

To read the data, I chose the Intel

Listing 2: The Turbo Pascal procedure for enabling an interrupt. Byte variable IRQ selects which interrupt line is to be "unmasked."

Procedure Enable_IRQx(IRQ : byte);

```
var
  imr, mask : byte;

begin
  mask := not ( 1 shl IRQ );
  imr := port[$21];           { Get IMR from 8259 }
  imr := imr and mask;       { clear mask bit }
  port[$21] := imr;         { and return to controller }
end;
```

Listing 3: The Turbo Pascal procedure for setting the interrupt-vector table. The variable entry selects which entry in the table is to be set. Note that entry 0 corresponds to interrupt line 0, etc.

Procedure Set_IVT(entry : integer);

```
var
  offset, segment, first_word, second_word : integer;

begin
  offset := Ofs(Interrupt_Service_Routine) + 7;
  segment := Cseg;
  first_word := (entry + 8) * 4;
  second_word := first_word + 2;
  memW[$0000:first_word] := offset;
  memW[$0000:second_word] := segment;
end;
```

8255 programmable parallel port on the Tecmar Lab Master board. My program reads two 8-bit quantities from ports A and B of the 8255 to form the 16-bit data word. I programmed the 8255 to generate an interrupt when it has latched the data and jumped the board to use IRQ7.

The program Acquire concurrently collects data from the Tecmar board and writes it to disk. Because the capacity of the floppy disk is limited

to 360K bytes, Acquire terminates when the disk is full.

To collect data and simultaneously transfer it to disk, Acquire maintains two large buffers of 12,800 16-bit words each. The program actually incorporates two interrupt service routines; one fills the first buffer, the other fills the second. The interrupt-vector table is initially set so that it points to ISR 1. When the first buffer is full, the vector table is altered to

point to ISR 2. While the second buffer is filling, data from the first buffer is flushed to disk.

CONCLUSION

I have shown that, with the exception of a few in-line machine instructions, an entire interrupt service routine can be written in Pascal. The examples in the listings should serve as templates for programmers who wish to develop their own interrupt handlers. ■

MEX-PC — Full-featured modem software for your IBM-PC (Versions also available for Tandy 2000 and most CP/M machines). Now can be menu driven • Fully programmable function keys • Simple built-in programming language for custom applications development • Choice of 8 background/foreground colors • All popular protocols (KERMIT available Dec. 85) • Automatic & repeat dialing • Runs DOS commands and programs while on-line • "Clones" customized versions.

\$59.95

REO — Remote Operation module with password security. This inexpensive add-on module adds remote access capability to your MEX program. It allows you to call up your office computer from home — or your home computer from your office — and swap data or text files, even programs. Download a spreadsheet, rework it at home, then send it back, updated, to your office. Password security keeps unauthorized persons from gaining access to sensitive files.

\$29.95

TEM — Intelligent terminal emulation add-on module for MEX-PC. As shipped, MEX emulates an ADM-3A equivalent terminal. TEM expands MEX to emulate either a Televideo 925 or DEC VT52/VT100.

TEM is full-function emulation, allowing you to use remote text processors and spreadsheet programs running on mainframes that require a specific terminal interface. Simple installation. Fully documented.

\$29.95

NightOwl Connection — A multi-user on-line service that provides you with round-the-clock access to MEX support, plus all the latest and best in public domain and user-supported software. The Connection features 36 megabytes of free software — some of it exclusive to Connection subscribers — including 18 megabytes worth of programs for the IBM-PC and compatibles. MEX-PC owners can download all updates to their communications program free of charge!

\$100/yr.
(\$50/yr. renewal)

All MEX products have a 30-day, money-back guarantee.

MEX 'n' Match

FEATURE	MEX-PC [®]	Crosstalk [®]	PC-Talk [®]	Symphony [®]
"CLONE" customized versions	YES	NO	NO	NO
Run DOS commands & programs	YES	YES	NO	NO
Repeat dialing	YES	YES	NO	NO
List dialing	YES	NO	NO	NO
Maximum baud rate	57,600	9,600	1,200	9,600
"Interactive" script files	YES	YES	NO	YES
Programmable keys	40	10	10	***
Modem-7 batch transfers	YES	NO	NO	NO
CompuServe transfer protocol	YES	NO	NO	NO
Price (suggested retail)	\$60	\$195	\$35	\$695

*** Symphony supports keyboard "macros."

MEX and MEX-PC are trademarks of NightOwl Software, Inc. • CROSSTALK is a registered trademark of Micro Stuf • SYMPHONY is a trademark of Lotus Corporation • PC-TALK is a trademark of Headlands Press, Inc.

NightOwl Software Inc., Rt. 1, Box 7, Ft. Atkinson, WI., 53538

MEX PACK.....\$99.95


As a special introduction to our remote operating module and terminal emulation system, we're offering an all-in-one package for a limited time only. MEX-PACK is a complete communications package that includes: MEX-PC (version 1.50); REO remote operating module; TEM intelligent terminal emulation module; and a six-month subscription to the NightOwl Connection. Purchased individually, the items in this package would cost you \$144.85 — a savings of almost \$45!

Give us a toll-free call at
1-800-NITEOWL
In Wisconsin, 1-414-563-4013



Inquiry 141

"INSIDE IBM" SPORT-SHIRT!



The classic November '83 Byte cover—and boy, does it look great on this $\frac{3}{4}$ sleeve “baseball shirt”! The vivid royal blue sleeves and neckline really make the design jump out. And don't mistake this for one of those rubbery patches that cracks and peels off after a few washings. This is true four-color process: the inks are silk-screened into the fabric of the shirt, resulting in a beautiful, full-color image that lasts.

You'll also appreciate the shirt itself: a real heavy-weight made of 50% cotton, 50% polyester. You'll enjoy cotton comfort in a tough, sporty shirt that keeps its crisp, fresh look through many washings—with almost no shrinking! The price for each “Inside IBM” Sport-Shirt is only \$12.50 (\$11.50 each for 3 or more). Your order will be shipped within a week.

Please send me the following shirt(s) at \$12.50 each, or \$11.50 each for 3 or more. I have included \$2.00 for shipping and handling.

Qty.	Size	Amount
_____	Adult—Extra Large	\$ _____
_____	Adult—Large	\$ _____
_____	Adult—Medium	\$ _____
_____	Adult—Small	\$ _____
_____	Child—(sizes 10-12)	\$ _____
_____	Shipping and Handling (Overseas add \$3.00)	\$2.00 \$ _____
TOTAL		\$ _____

I have enclosed check or money order.
 VISA MasterCard Free Color Brochure
 Card #: _____
 Exp. Date: _____
Ship my shirt(s) to:
 Name: _____
 (Business): _____
 Address: _____
 City: _____
 State: _____ Zip: _____

Mail this coupon to:

Robert Tinney Graphics
 1864 North Pamela Dr.
 Baton Rouge, Louisiana
 70815

For VISA or MasterCard Orders
 or for more information
Call 1-504-272-7266

Your System/Controller should fit you like a good suit.



LET MICROMINT CUSTOM FIT YOU

Whether it's suits or system controllers, you can't buy off the rack when you need a custom fit.

That's why Micromint individualizes its system controllers to meet your particular needs and budget. What's most important to you? Software compatibility? Speed? Everything on one board? Economical computing power?

language with a full screen editor, cassette I/O driver primitives, EPROM programmer primitives, and other utility words. It also contains up to 4K bytes of RAM or EPROM, an RS-232 serial port with selectable baud rates, and two parallel ports. Additional Z8 peripheral boards include memory expansion, a smart terminal board, serial and parallel I/O, real time clock an A/D converter, and an EPROM programmer. It's perfect for data reduction and high speed control applications.

preter with extensions for process control work. It contains sockets for up to 48K bytes of RAM/EPROM, an "intelligent" 2764/128 EPROM programmer, 3 parallel ports, a serial terminal port, and a serial printer port.

BCC52 . . . \$239.00

#1: "I want software compatibility."

Solution:

THE SB180 COMPUTER/CONTROLLER

The SB180, only 4" by 7½", offers a Z80 compatible CPU running at 6MHz, 256K bytes of RAM, up to 32K bytes of ROM, two serial ports, a parallel port, Z80/6800 I/O expansion bus, and an industry standard 765A-compatible disk controller for up to four disk drives — any combinations of 3½", 5¼" or 8" drives. The SB180 is based on the Hitachi HD64180 CPU, a microcoded CMOS chip which provides high performance, reduced system cost, and low power operation while maintaining complete compatibility with the large base of standard CP/M software.

SB180-1 w/8K ROM monitor. . . \$369.00
 SB180-5 w/8K ROM monitor, BIOS source and Z-system \$418.00

#2: "I need speed."

Solution:

THE Z8 FORTH SYSTEM/CONTROLLER

The Z8 FORTH System/Controller is only 4" by 4½" and includes a custom masked Z8 version of the FORTH

#3: "Let me have an entire development system on one board."

Solution:

THE BCC52 SYSTEM/CONTROLLER

The BCC52 is a new stand alone single board microcomputer which is bus compatible with the Micromint BCC11/BCC21 Z8 System/Controllers and expansion boards. The BCC52 features the Intel 8052AH-BASIC microprocessor which includes a ROM resident 8K byte floating point BASIC inter-

BCC21 w/utilities . . . \$225.00

#4: "Give me lots of economical computing power."

Solution:

THE BCC11 BASIC SYSTEM/CONTROLLER

The Z8 BASIC System/Controller is nearly identical to the FORTH System/Controller but contains a tiny BASIC interpreter, up to 6K bytes of RAM and EPROM, an RS-232 serial port with switch selectable baud rates, and two parallel ports. Add a power supply and terminal to start programming in BASIC or machine language. Programs can be transferred to 2732 EPROMS with the optional EPROM programmer for auto-start applications. It can also use any of the expansion boards mentioned under the Z8 FORTH System/Controller.

BCC11 . . . \$149.00

Additional information on peripheral boards and OEM pricing is available.



For a System Controller suited to your needs, give us a call.

Order Toll Free
1-800-635-3355
 In Connecticut call: 1-871-6170



MICROMINT, INC.
 25 Terrace Drive
 Vernon, CT 06066

Actually, we give you two things free.
Our source code. And your freedom.

Just buy part or all of our excellent integrated business accounting system, the SBT Accounting Software Library.

We'll give you our source code absolutely free.

Which, in turn, gives you the freedom to customize our software to fit your business needs.

Say, for instance, you want to change the way a management report is formatted. Our free source code enables you to change it.

What's more, the change will be quick and simple because our software is written in easy-to-use dBASE.

In fact, the entire SBT Accounting Software Library runs with dBASE III or dBASE II* so you get the power and flexibility of those best-selling programs. Plus the freedom to use any computer that runs dBASE.

The SBT Accounting Software Library. Great software and freedom. All in the same box.

Call today for our demo disk and brochure.
(415) 331-9900.

THE SBT ACCOUNTING SOFTWARE LIBRARY.


dProfessional	Time & Billing	\$395
dOrder	Sales Order Processing	\$195
dInvoice	Billing/Inventory Control	\$195
dStatement	Accounts Receivable	\$ 95
dPurchase	Purchase Order	\$195
dPayable	Accounts Payable	\$295
dPayroll	Payroll/Labor	\$395
dLedger	General Ledger/Finance	\$395
dAssets	Asset/Depreciation	\$195
dProject	Project/Job Accounting	\$395
dBackup	Menu/Backup	\$ 65



Three Harbor Drive
Sausalito, CA 94965
(415) 331-9900

Call today for the name of the SBT consultant
in your area.

Free source code in every box.



*Compiled versions are also available. dBASE III and dBASE II are registered trademarks of Ashton-Tate, Inc. Copyright 1985, SBT Corporation.

PICK, COHERENT, AND THEOS

*Multiuser systems
on the IBM PC XT*




BY MARC J. ROCHKIND

PICK, COHERENT, AND THEOS are all multiuser, multitasking operating systems for the IBM PC XT. [Editor's note: THEOS is the new name for the Oasis operating system. In this article, THEOS refers to Oasis86. The name was changed this year.] None of them can run MS-DOS programs, so you can't use them with the familiar spreadsheet, word-processing, and other packages for which most people buy XTs. These operating systems are intended for more specialized purposes. Pick and THEOS are designed as a basis for multiuser database applications. Coherent is more general in principle (it's a UNIX clone), but its most appropriate use is for program development in C.

Because these operating systems are so different from each other and are designed for different purposes, I won't compare them feature for feature. Instead, I'll discuss them separately and evaluate them only in terms of their intended uses.

I tested release 1.3 of Pick (from Pick Systems, 1691 Browning, Irvine, CA 92714, (714) 261-7425), release 2.3.43 of Coherent (from Mark Williams Co., 1430 West Wrightwood Ave., Chicago, IL 60614, (312) 472-6659), and release 7.0 of THEOS (from THEOS Software Corp., Suite



100, 201 Lafayette Circle, Lafayette, CA 94549, (415) 283-4290). Pick and Coherent sell for \$495 (including programming language). THEOS sells for \$595 without a language; C or BASIC costs about \$400 more. None of these operating systems are copy-protected.

I tested the systems on my IBM PC XT, which consists entirely of IBM parts (even the memory board). It has

a 10-megabyte hard disk, a 360K-byte floppy, 512K bytes of RAM (random-access read/write memory), and a monochrome display. I used a Zenith Z-19 terminal (at 9600 bps) to exercise the multi-user features of each operating system. My printer is connected to the parallel port.

All three systems supposedly work on many other hardware configurations besides a plain-vanilla XT, but I didn't try them on any IBM-compatibles or with other kinds of hard disks.

These operating systems are too complex for me to claim to have tested them thoroughly. In the few days I spent with each, I tested about 10 percent of their functions. With such a sampling, a defect gets emphasized more than it should in view of the overall capabilities of the product.

OVERVIEW OF PICK

Pick is a special-purpose operating system designed to run the Pick database. In fact, when you use Pick you do not encounter the usual boundary

(continued)

Marc J. Rochkind is president of Rochkind Software Corp. (3080 Valmont Rd., Boulder, CO 80301), which markets the business programming language RIDE. He is the author of *Advanced UNIX Programming* (Prentice-Hall, 1985).

between operating system and database system. For example, Pick doesn't have an operating-system command to list the files in a directory. Instead, you use a data-management facility to list the entries in your account dictionary. Pick terminology is different, too: Commands are called verbs, records are called items, fields are called attributes, and so on.

For anyone used to more traditional operating systems, the Pick approach seems strange. But after a day or so, I got used to it.

To me, the most remarkable aspect of Pick is that it tends to have just one of each function or feature rather than several. It has only one text editor that edits source files, memos, data records, and dictionary entries. There's only one file type for data; an item can be a data record, in which case the fields have their usual meaning, or it can be a source program or document, in which case each field corresponds to a text line. Its uniformity of treatment and simplicity of design make the Pick system easy to understand once you master the basic concepts. They undoubtedly contribute to the efficiency and reliability of Pick as well.

Internally, Pick implements a virtual computer in two senses. First, data and programs are accessed via a virtual-memory system that divides real memory into a large number of 512-byte frames. Data and pieces of program are moved between disk and

real memory as needed. Second, programs are compiled into Pick assembly language, which is not 8088 code but the code for a virtual computer implemented by an interpreter deep within the Pick kernel. This interpretation is necessary for the virtual memory to work because the XT lacks virtual-memory hardware. In addition, the interpreter protects users from interfering with one another. This is a problem with other multiuser operating systems that run on the XT because the machine has no memory protection of its own.

The Pick database is structured hierarchically as shown in table 1. For further information on Pick file structures, see "The Pick Operating System, Part I: Information Management" by Rick Cook and John Brandon, October 1984 *BYTE*, page 177.

The flexibility of items, attributes, values, and subvalues lets you organize data differently with Pick than in many other database systems. For example, in a medical office database you might have a patient record and an additional detail record for each visit. However, Pick can keep all the patient's data in a single item. It might have an attribute called, for example, Visit, and you could add an additional value with each visit. This organization is particularly easy to handle from within Pick programs because the entire item is read and written as a unit.

You don't have to specify sizes when

you allocate a file or define an attribute. Attributes have a length that is used for printing reports, but that length does not limit the amount of data that you can insert. In fact, you can insert data into records without even defining the attributes. All good database systems allow some flexibility in handling data, but few go to the extremes of Pick.

The Pick database supports record locking but not transactions (a transaction is a sequence of database updates that are to be kept atomic). If a program aborts before a transaction is completed, the partial changes remain intact. There's also no transaction log to restore the database to its current state if a disk fails. You must make backup copies of the database at regular intervals, and if the database is lost, you will lose all updates since the last backup. This naive approach to database recovery is standard for microcomputers, but I expected more from Pick.

The Pick system comes with several major subsystems. The command processor (shell) is called TCL (terminal-control language). It's nothing special—it just processes commands a line at a time.

ED is a line editor, not a screen editor. You edit using line numbers, and you can't see your changes in context unless you issue a list command. After inserting or deleting a line, you can't do much else without getting a SEQN? message from the editor. You have to issue an F command to make your updates active before you can proceed. It's bad enough that the Pick user has to struggle with a line editor, but this one is the worst I have ever used.

The PROC processor is used to collect command lines, including those for interactive commands like ED, into stored procedures. PROC can be quite elaborate; it has features for I/O (input/output), branching, terminal prompting, and so on. You can think of the PROC processor as a command-level programming language, similar in concept but not in design to the UNIX shell.

The query and report-generation

Table 1: *The Pick database hierarchy.*

System dictionary	___One per system; contains account names, passwords, and other administrative information.
Master dictionary	___One per account (user); contains a user-specific vocabulary of commands and the user's filenames, so it acts as a log-in directory.
File dictionary	___Many per account; contains definitions of fields and relationships among them.
Data file	_____One or more per data dictionary; contains data.
Item	_____Many per file; contains data for one record, up to 32,767 bytes. Might be a data record, source program, etc. Each item has a unique ID. All Pick files are accessed by hashing.
Attribute	_____Many per item; corresponds to a field of a record, a line of text, etc.
Value	_____One or more per attribute; can be used to record multiple instances of an attribute (eg., names of dependents).
Subvalue	_____One or more per value; similar to value but one level deeper.

language is called ACCESS. It has facilities for selecting, sorting, adding and counting (with control breaks), and listing—the usual abilities that you expect to find in a sophisticated database system. You can operate on only one file at a time, so the system can't do a relational join. For example, if you have an employee-organization file and a sales file, in most cases you can't use ACCESS to answer queries like, "Who are the supervisors of the salespeople who did not meet their quotas?" An exception occurs when the item IDs in one file are the same as those in another; for example, if both the employee-organization and sales files used the employee ID as their item ID, one query can create an item list and the second query can use it for selection. If you use such queries, you must take considerable care in designing the database to ensure that the item IDs are strategically chosen.

Pick has a rudimentary text formatter called RUNOFF. When used with ED, it makes a good 1960s-style word-processing system.

Finally, the one and only programming language for Pick is PICK/BASIC. This language bears little resemblance to the awkward Microsoft BASIC. It's actually a fine little language.

Among the major features in PICK/BASIC that aren't in Microsoft BASIC are typeless variables, strings up to 32,767 bytes long, subroutines with arguments, built-in database functions, multiline structured control statements, and no line numbers.

You handle a database item by reading it into or writing it from a string variable. You can reference attributes, values, and subvalues by treating the string as a three-dimensional array. For example, if R holds a data item, then R<4,3,2> is a reference to the second subvalue of the third value of the fourth attribute. Such an expression can appear on either side of an assignment statement.

INSTALLING AND USING PICK

Installation of Pick went smoothly. I booted the XT with the first disk, then followed the on-screen directions to

load the remaining four disks. I didn't even have to create a partition on my hard disk; Pick automatically found an unused stretch of cylinders and made it the Pick partition. Therefore, if you also want MS-DOS or any other operating system, you have to install Pick last.

Pick is the only multiuser system I have ever seen that tells you how to wire the cable for remote terminals. Not only that, but the wiring diagram was correct. However, the list of supported terminals is short and strange (e.g., the VT-100 isn't listed).

The problem with the installation instructions is that they stop after telling you to insert the last disk. I was presented with a log-in prompt and had no idea how to respond. (I tried MARC and it didn't work.) After searching the manual for 20 minutes, I learned that I should log in as SYSPROG (Pick takes only uppercase). Then I was able to create an account for MARC with the CREATE-ACCOUNT verb.

Next I created a file named PGM and wrote a small PICK/BASIC program (painfully, with ED) into the item TST1. When I tried to compile it with the BASIC command, I received a complaint about an invalid source format. After more searching in the manual, I found a note in the file-structure section to the effect that in order to create a program file, I must use the editor to "change the D-pointer in the master dictionary to a DC-pointer." I had only a fuzzy idea of what this meant, but I was able to use ED to edit the master dictionary, find a D, and change it to a DC. I still don't know what this was all about, but it worked. I think the Pick people should have used their PROC language to supply a procedure called CREATE-PROGRAM-FILE.

In the long run, problems like these don't matter. You get used to them and you forget how silly they are. But they frighten you when you're getting started and need all the confidence you can muster.

You can boot Pick off the XT's hard disk. When it first comes up, it spends several minutes doing something

called "verifying system nodes," during which time you can't use the XT's keyboard. However, the remote terminals are activated and you can use them right away. I don't know if modifying the database while it is being checked is safe.

Pick can't read or write MS-DOS floppies, nor can it access the MS-DOS partition on the hard disk. To get to MS-DOS, you have to shut down Pick and boot MS-DOS. To get back, you have to reboot Pick and wait for it to verify those system nodes.

I only used Pick for a few days, and I never tried anything really sophisticated. But it didn't crash, and I didn't find any bugs. My feeling is that it is very solid.

PICK DOCUMENTATION

The Pick documentation is well written and full of helpful examples. From what I could tell, it's also accurate and complete. The manual has a good index, but it's hidden in the system maintenance section where novices are sure not to find it. A tiny tutorial section covers so little of Pick that I didn't find it useful.

The Pick Systems people teach courses that show you how to use Pick effectively. The courses last a week and cost about \$900 each. Since Pick is so different from traditional operating systems, these courses might be worthwhile.

PICK PERFORMANCE

To get some feel for Pick's performance, I compared it to Revelation running under MS-DOS. Revelation (a product of Cosmos Inc., 19530 Pacific Highway S, Seattle, WA 98188, (206) 824-9942) is a single-user database system patterned on Pick.

I ran a program that writes 3000 records of 150 bytes each to a file that is initially empty. [Editor's note: The benchmark programs used in this article are available for downloading from BYTenet Listings. Call (617) 861-9774 before November 1. Thereafter, call (617) 861-9764.] Each record has a 20-byte ID. When I created the file, I followed the recommendations in the Pick

(continued)

The important features of Pick are very well designed.

manual and determined that there should be 503 hash buckets. It took Pick 8 minutes and 20 seconds to run this program, and the resulting file consisted of 531,000 bytes.

Revelation ran the identical program (except for a small syntax change to the OPEN statement) in 21 minutes and 58 seconds and created a file of 1,016,832 bytes. This file size includes lots of space for additional records, so it can't be compared to the file size for Pick.

The times don't tell the complete story. During the Pick run, the disk light came on only now and then at the beginning, and then it blinked on and off steadily. During the Revelation run, the light stayed mostly on, and I could hear the disk seeking constantly. My disk had never had such a sustained workout.

Don't interpret these results to mean that Pick is three times faster than Revelation/MS-DOS. They're based on only one program. I'm sure Pick is faster, but exactly how much I don't know.

Also, bear in mind that Revelation has advantages over Pick: It's well integrated into the MS-DOS environment (you can read and write MS-DOS files, and you can execute MS-DOS commands from within Revelation), and many of its subsystems are better designed (there's a screen editor, for instance). It might make sense to develop your application under Revelation and then move it to Pick when it's ready for production use.

CONCLUSIONS ON PICK

Many of the Pick operating system's less important features are badly designed, but its important features are very well designed, particularly its file structures and the PICK/BASIC language. Pick is simple and power-

ful, and it seems to be efficient and reliable, too. It does exactly what it was designed to do.

Pick merits careful consideration if you are planning to use XTs to run dedicated database applications. Because it works well as a multiuser system, it's probably the most cost-effective way to use an XT.

OVERVIEW OF COHERENT

Coherent appears to be nearly a clone of UNIX Version 7, an older release of UNIX that has since been replaced by System III and System V. I write "appears to be" because the Coherent manual doesn't say it is based on UNIX. The failure to mention UNIX has a practical disadvantage: No advice is given on how to port Coherent programs to the various UNIX versions, something that many Coherent programmers will want to do.

As a UNIX clone, Coherent is amazingly complete. It includes even advanced features like yacc (a parser generator) and awk (a report-generation language), but it lacks many commands that are part of Version 7. Some major commands that are missing include *f77* (FORTRAN), *bas* (BASIC), *troff* (typesetter formatter), *eqn* (equation processor), *tbl* (table formatter), *lint* (C checker), *uucp* (file-transfer program), and *plot* (plotting program). There are also 19 other missing commands.

On the other hand, Coherent includes about 20 commands not present in Version 7, including *kermit*, which substitutes for *cu* and *uucp*, and *dos*, which allows reading and writing of MS-DOS floppies (but not the MS-DOS hard-disk partition).

Two screen editors, *trout* and *elle*, are based on EMACS. The difference between them wasn't clear to me (I used *trout*), but I was told by a technical-support person at Mark Williams that *trout* is easier to use and *elle* is more robust. In my opinion, either editor is far superior to the UNIX editor *vi* because they avoid the command-mode/insert-mode problems that make *vi* a pain to use. For UNIX old-timers who want to get

started in a hurry, the *ed* line editor is there, too.

Some Coherent commands have the same name as their UNIX counterparts, but they are not equivalent. For example, the Coherent *nroff* is much less powerful than the real thing. Of the 77 requests in the Version 7 *nroff*, only 31 are present in Coherent (the most useful 31, however).

Coherent has all the Version 7 system calls except *nice* (which sets a process's priority), and they seem to be used in the same way. It should be easy to port C programs between Coherent and UNIX Version 7.

INSTALLING AND USING COHERENT

Coherent's installation procedure is much less automated than Pick's. I was asked to make lots of decisions about the sizes of file systems without knowing exactly what the impact of my decisions would be. I was warned that the root partition of my hard disk would be overwritten, but the manual didn't define that term.

Information about leaving disk space for an MS-DOS partition is at the end of a rather long installation section in the manual, where you might not see it until too late. You must install Coherent first, leaving some space for MS-DOS, and then use the MS-DOS *FDISK* command to create the MS-DOS partition. If you already have MS-DOS installed, you have to calculate cylinder numbers carefully when you install Coherent. You can't boot Coherent off the hard disk; you need to use a boot floppy.

I doubt that most people who aren't XT and MS-DOS experts will be able to successfully install Coherent along with MS-DOS. But if you don't care about MS-DOS, you can just do the installation blindly and Coherent will take over the whole disk with suitable default values for the various file systems. The installation instructions don't tell you how to wire a cable for a terminal, but three wires seem to be enough (pin 1 straight through and 2 crossed with 3). Only VT-52 and Z-19 terminals are supported. There is no terminal-capabilities facility to sup-

port more terminals.

Although Coherent is a multiuser system, you might not want to use it that way, at least for program development. The XT has no memory protection, and it's easy for one user to bring down the whole system. However, if you're running only debugged programs, multiuser access should be safe enough.

You have to be careful when shutting down Coherent. You must kill the init process and then issue a sync command to flush the buffers to disk. Coherent has no shutdown command, as do many other UNIX implementations, but you can write your own.

I could read MS-DOS files off a floppy disk easily enough once I figured out the proper name for the floppy device file. There are different names for single- and double-sided disks, and for 8 and 9 sectors per track. These names are not given in the dos command write-up, but in a separate write-up for fd.

If you get stuck—and you probably will—you can call a toll-free number to get help. The support people were too busy to talk to me when I called, but they called back within a few hours and the person who called knew what he was talking about.

After I installed Coherent, I played around with it awhile and became convinced that it's close enough to UNIX to qualify as a clone. If you sat a UNIX expert down at the keyboard without telling him or her that Coherent was running, he or she would think it was the real thing.

Coherent didn't crash during the few days I used it, but I did have trouble accessing it from a terminal. The terminal would lock up after a while. From the console, I logged in as a superuser and killed the program I was running at the terminal; then the terminal came alive again. However, one time the shell was running at the terminal and I couldn't kill it (I sent it a true kill signal, not a software termination signal). When you can't kill a process, it means the kernel has a bug. I don't think the problem was with my hardware, because I used the

same terminal with Pick for many hours with no problems at all.

COHERENT DOCUMENTATION

Coherent comes with two fat binders full of beautifully typeset UNIX-style documentation. There are individual manual pages for commands, subroutines, system calls, and device files. Several major subsystems (e.g., nroff and trout) also have their own manuals.

However, there is no manual on C and hence no information about sizes of types, signed/unsigned arithmetic, register variables, and assembler interfacing. A separate MWC86 user's manual is referenced, but it isn't supplied with Coherent.

Most manual sections have separate indexes, and an index also covers the individual manual pages. The manual seems reasonably complete, accurate, and well written, but it would be unintelligible to anyone who doesn't already know UNIX. Fortunately, many textbooks on UNIX can fill that gap.

COHERENT PERFORMANCE

I ran five benchmarks to compare the efficiency of Coherent to PC/IX (a UNIX System III product from IBM). Some of these benchmarks were also

run on MS-DOS and THEOS (see table 2).

I had a problem with the program I used for benchmarks 4 and 5. This is a 2000-line, three-file C program that implements a B-tree access method. The Coherent C compiler failed to compile two of the three source files. These files had previously compiled successfully on five different C compilers or computers ranging from the XT to the VAX-11/780. One file caused a fatal compiler error with the message "no match, op = 65" and a dozen or so lines of debugging information that looked like a parse tree, one of the more interesting error messages I've seen. The other file caused the fatal error "more than 20 stores."

I called the technical-support number and was told that in the first case a type cast I was using wasn't handled by the compiler, and in the second case the compiler ran out of registers. After changing the source a little, I was able to compile the files, and the resulting program ran correctly without further incident.

Since most users of Coherent are likely to want it for C program development, the compiler's inability to handle perfectly legal C programs is

(continued)

Table 2: Benchmarks comparing THEOS, Coherent, PC/IX (UNIX System III), and MS-DOS. Times are in minutes and seconds. User time is the CPU (central processing unit) time spent executing instructions in the program itself; system time is the CPU time spent executing instructions in the operating system kernel on behalf of the program; real time is the total elapsed (wall clock) time.

Test		THEOS	Coherent	PC/IX	MS-DOS
Shell program (benchmark 1)	User	—	19:24	3:58	—
	System	—	3:25	1:24	—
	Real	—	28:33	9:22	—
Random I/O (benchmark 2)	User	—	1:44	0:39	—
	System	—	0:20	1:28	—
	Real	2:55	2:35	2:28	3:24
Sequential I/O (benchmark 3)	User	—	4:42	1:40	—
	System	—	1:05	0:59	—
	Real	8:57	7:22	3:20	7:07
C compile and link (benchmark 4)	User	—	3:52	6:32	—
	System	—	0:32	0:33	—
	Real	—	5:20	8:05	7:18
B-tree install and fetch (benchmark 5)	User	—	0:52	0:43	—
	System	—	0:19	0:20	—
	Real	—	1:43	1:27	2:47

IBM / PC

CROSS ASSEMBLERS

We've been selling these industrial-quality assemblers to the development system market since 1978. They are now available for the IBM PC.

FEATURES:

- Fully relocatable
- Separate code, data, stack, memory segments
- Linker included
- Librarian included
- Generate appropriate HEX or S-record formatted object file
- Macro capability
- CPM80, MPM, ISIS versions available
- Conditional assembly
- Cross reference
- Supports manufacturer's mnemonics
- Expanded list of directives
- 1 year free update

Assemblers now available include:

Chip	Chip
1802/1805	NSC800
8051	F8, 3870
6500/01/02	Z8
6800/01/02	Z80
6803/08	9900/9995
6804	Z8000
6805	68000
6809	6301
6811	8048/49/50/42
8085	65C02/C102/C112

Take advantage of leading-edge technology. Get your own Relms assembler today. Use your Mastercard or order by phone: (408) 265-5411

Relational Memory Systems, Inc.
P.O. Box 6719
San Jose, California 95150
Telex: 171618

Prices subject to change without notice.
Software distributor inquiries invited.



MULTIUSER SYSTEMS

*Coherent is based on
an obsolete version
of UNIX, but the
concepts are the same.*

disturbing. You can expect to have to mess around a little with C programs to get them to run. The technical-support people were familiar with the problems I was having, so perhaps the compiler will be improved in a later release.

For the shell program (benchmark 1), Coherent is much slower than PC/IX. I don't know why this is. The Coherent C compiler and linker was much faster than either the PC/IX compiler and linker or the Lattice C compiler and the MS-DOS linker, but since these compilers are different programs that produce different output, the time differences don't necessarily say anything about the speeds of the operating systems. Coherent is nearly as fast as PC/IX for the random I/O and B-tree tests (benchmarks 2 and 5), but these times are governed more by the hard disk than by the operating system, which can't help much on random I/O.

Clearly, Coherent is slower than PC/IX, although the difference varies and might be insignificant for your application. If you're doing program development, the fast Coherent C compiler will be a boon.

CONCLUSIONS ON COHERENT

If you want to learn UNIX and you have some space on your XT, you should consider buying Coherent. The price of \$495 is a bargain. Many of the details are different and it's based on an obsolete version of UNIX, but the concepts—the hardest part to learn—are the same.

Coherent is probably a better C program-development environment than MS-DOS, but its C compiler needs improvement. Coherent is a weaker development environment than a complete UNIX system

because it lacks tools such as lint and the Source Code Control System (SCCS).

Coherent costs half as much as PC/IX and requires less memory. Although it is less complete and runs more slowly, it's a good buy.

OVERVIEW OF THEOS

Oasis8 was probably the most sophisticated operating system for Z80-based microcomputers, light-years ahead of the much better known CP/M. THEOS is an extension of Oasis8 for 8088/8086-based machines. It supports more users, more tasks, more RAM, and more disks, and it has more commands.

Unfortunately, while THEOS offers many advantages over MS-DOS, it also has to compete with operating systems moved to the PC from the other direction: minicomputers. Examples are Pick, Coherent, and, of course, UNIX. Roughly speaking, the functionality of THEOS is somewhere between MS-DOS and UNIX.

The THEOS core system consists only of what can be properly called the operating system: the kernel and utilities for configuring the system, managing the printer, manipulating files, editing text, and executing commands. Programming languages, word processors, and database systems are extra.

Each THEOS user is assigned a fixed memory partition up to 64K bytes in size. A program's data space is limited to what the partition can hold, but the instructions are located elsewhere. If two or more users are running the same program—a common occurrence for multiuser applications—they share the instructions.

A user might be running a multitasking program that consists of a main task and one or more subtasks. The tasks can communicate through shared variables and they can coordinate their access via semaphores. There are no pipes or messages.

Multitasking in THEOS is fairly restricted. A single user can't run a background task that is unrelated to a foreground task. For example, you can't compile some programs in the

LETTRIX™ Improves PC Printing

With LETTRIX™ your IBM ProPrinter, Epson, Okidata, IBM Graphics, Star Gemini, or Panasonic printer can print proportionally-spaced and microjustified **letter-quality text directly from all software.**

Before: ABCDEFGHIJKLMNOPQRSTUVWXYZabcdef
After: ABCDEFGHIJKLMNOPQRSTUVWXYZabcdef

LETTRIX™ resides in your PC's memory between your software and printer, responding automatically to spacing, paging, margins, **boldfacing**, underlining, *italics*, subscripts and superscripts. Just print as you would normally... LETTRIX takes care of the rest!

"The top of its class." -- PC PRODUCTS MAGAZINE
"A fun program that is easy to use." -- PC WEEK
"The sharpness and clarity nearly equals that of an expensive daisy wheel printer." -- THE NEW YORK TIMES
"Surprisingly low price." -- BOARDROOM REPORTS

You can design your own characters on any display, or use the twenty different typefaces included: **Broadway**, **Courier**, **Old English**, **Art Deco**, **OUTLINE**, **ABCDEFGHIJKL**, **Engraved**, *Park Avenue*, **WESTERN**, **SHADOW**, **Roman**, **BANKER**, **Gothic**, **Prestige**, **Folio**, **ORATOR**, **OCR-A**, and the entire IBM foreign language and line-drawing character set:

$$k \sum_{n=1}^{\infty} \alpha \phi \pi^2 \theta \frac{(\mu + \beta)}{6.718} \approx \int_1^{\infty} \left[\frac{\partial^3 u}{\partial t^3} + u \frac{\partial u}{\partial x} \right] + \frac{\Delta x \cdot \delta}{\sigma \mu / \Omega}$$

Français, Español, Italiano, Deutsch, Русский, Ελληνικός, אנו אהב להשתמש בלטרקס פי לטרקס יפה.

You can control LETTRIX features either by accessing a menu that pops-up over your current software, or by placing simple single-character commands in your text.

For fastest delivery, charge LETTRIX to your VISA or MasterCard by dialing (800) 351-4500. LETTRIX™ costs just **\$98.50**. We pay UPS shipping.

Call and mention this magazine for a free print sample. LETTRIX requires an IBM PC, XT, AT, or compatible with 50Kb of free memory, and DOS version 2.0 or greater.

This entire advertisement is an actual-size, unretouched column of text printed directly from a wordprocessing program on an EPSON FX printer controlled by LETTRIX™.

HAMMERLAB CORPORATION 5700 ARLINGTON AVENUE
(203) 776-5699 RIVERDALE, NEW YORK 10471

background while you write a report in the foreground. To do that, you need two terminals so you can pretend to be two users. Another restriction is that one user's task can't communicate with another user's task. And the command interpreter doesn't provide for multitasking at all (via a pipe operator like |); you set up multiple tasks only from BASIC or C.

The multitasking printer spooling system seems to be an exception, but it isn't really. It actually runs as a separate user.

The THEOS file system is a three-level hierarchy, but it's less general than that of MS-DOS or UNIX. A filename can consist of three components separated by periods: the filename, the file type, and the library member name. Each component can be up to eight characters long. Although there is nothing that corresponds to current directory, you can set various default libraries, such as link library and macro library. If you edit a file named, for example, Memo, the editor treats it as a member of the default macro library. If you want it to be a file in its own right, you have to use periods in the name.

Each file has an owner. The owner can set the file to be accessible by everyone or only by the owner. Since you need a password to log in, this system is reasonably secure. There are separate permissions for erase, read, write, and execute.

In addition to sequential and random I/O, the file system also supports a keyed access method. It has a mechanism for record locking, but a user can lock only one record at a time in a given file. This is inappropriate for transaction processing, where you want to keep all your records locked until the transaction completes. Also, THEOS doesn't provide other facilities needed for serious database management, such as automatic rollback of aborted transactions. Deadlock is possible, but I couldn't find any mention of it in the manual. I assume that the operating system doesn't detect it, let alone resolve it.

(continued)

*THEOS is easier
to use than UNIX
or Coherent once
an expert has set up
the system.*

THEOS can't access MS-DOS files, although it can access Oasis8 files. The text editor is a combination screen editor and line editor, similar in concept to vi and ex. You spend most of your time in the screen editor part, but you do operations such as global changes in the line editor part. You can use many of the special keys on the IBM PC XT keyboard (such as the arrow keys), so I had an easy time learning and using the editor.

The C compiler is called Definitive C and is described in its manual as compatible with UNIX Systems III and V. However, I didn't find this to be true. The compiler failed to handle the types enum and void, and the library functions worked differently (for example, there is no fseek function). Also, you can't include a file named, for example, stdio.h, because a member of a macro library can't have a period in it. You have to use stdio instead.

Aside from these irritating incompatibilities, the compiler worked. One nice touch is that it pauses after displaying an error message so you can read the message when you get back from the refrigerator. Then you can kill the compilation if you think you've seen enough. The linker is also special: It flashes the object module names on the screen as it finds them in the library. Niceties like these might not be important, but they conveyed a feeling of quality and attention to detail that enhanced my confidence in the system.

A regular BASIC and a graphics VBASIC are available at extra cost. VBASIC uses a virtual-device interface to support a variety of output devices.

I did not evaluate either BASIC in detail.

INSTALLING AND USING THEOS

I made a mistake in installing THEOS: I read the one-page installation instructions, followed them, and then got stuck. Although the system was installed, I didn't have the foggiest idea how to use it.

What I should have done is spend several hours studying the 58-page introductory manual first. Nuggets of essential information are spread throughout this manual, and you really need to know about them before you can get THEOS up and running.

For example, to get the printer working you have to know that its physical name is centlp. The manual doesn't tell you this, but it does tell you where to find a file that lists the physical names. Then you need to know how the ATTACH command works. There's a section titled "Attaching Printer Devices," but it only discusses general principles. You are directed instead to the chapter titled "Using the Printer Spooler." There isn't any chapter with that title, but there is one called "Using a Printer." After more chasing around, you finally realize that it would have been much easier to read the manual sequentially from the beginning, memorizing as much as possible. Then at least you would know where to find information.

You can boot THEOS from the hard disk, but it was difficult to figure out from the manual how to do it. You use a disk utility with an option titled "write boot sectors."

It was also very difficult to figure out how to install a second terminal, but once I did, the actual installation went smoothly. Again, if I were an expert on physical and logical devices, attaches, and class codes, it would have been a breeze. There was no wiring diagram for the serial cable, but the same cable I used for Coherent worked.

Ignoring the documentation problems, I would say that THEOS is easier to use than UNIX or Coherent once an expert has set up the system. This

is partially because THEOS has fewer commands, with fewer options on each command, and partially because of more use of menus and prompts. THEOS doesn't try to be as clever as UNIX does.

THEOS DOCUMENTATION

The sentences and paragraphs in the documentation are written well enough, but there are major problems with the manual's organization. First, it has too little redundancy. For example, instead of listing the terminal class codes in the subsection titled "Console Class Codes" in the section titled "Attaching Console Terminals," the manual refers you to the chapter titled "Console Terminal Class Codes." No such chapter exists. I experienced far too many wild-goose chases to track down cross-references.

The manual is also too verbose. Long treatises on the philosophy of multitasking are mixed in with essential installation information. Since the cross-references are messed up and there's no index, you have to read the manual sequentially. This takes twice as long as it should because you have to wade through lots of stuff that you could have read later at your leisure.

Finally, the target audience for the manual is ill-defined. One paragraph discusses head load delay for a hard disk, while another explains what is meant by the word "abbreviation," complete with an example. Not only that, but the explanation of head load delay precedes the explanation of how to install a printer.

In summary, the manual does not present information in a logical order, has too many cross-references (many of them erroneous), mixes non-essential and essential information, and has no index. But after reading the whole manual, I was able to understand how THEOS works and I had very little trouble installing and using it.

THEOS PERFORMANCE

I didn't run the B-tree program (benchmark 5) on THEOS, because it couldn't read the source code from my MS-DOS floppy, and I didn't have

time to work out a serial port connection to another computer. Instead, I tested just the random I/O and sequential I/O programs.

Based on these tests, it seems that random I/O is faster than MS-DOS but slightly slower than Coherent and PC/IX. In sequential I/O, THEOS was the slowest of the four operating systems by a wide margin. It's difficult to extrapolate from just two programs, but it's safe to say that the THEOS file

system is in the same ballpark as MS-DOS, which is slow. Since THEOS has indexed access methods built in, they are likely to be fast, although I ran no test to prove this.

CONCLUSIONS ON THEOS

THEOS is well designed and worked the way it should. It's easier to use and understand than UNIX, but it also has many fewer features. Of course, if you are implementing a specific ap-

plication, you don't care about the number of features; you care about whether the features you need are present. You might well find that THEOS is a perfect match for your requirements.

Compared to other operating systems for the XT, the price for THEOS seems too high. It costs twice as much as Pick or Coherent, and, with the C compiler, it costs even more than PC/IX. ■

A PROTOTYPE FOR YOUR PROTOTYPES



METHODS BY DIGITALK. A SMALLTALK PROGRAM DEVELOPMENT ENVIRONMENT FOR THE IBM PC. AN OBJECT-ORIENTED SPEED DEMON. AN EXCITING WAY TO PROGRAM.

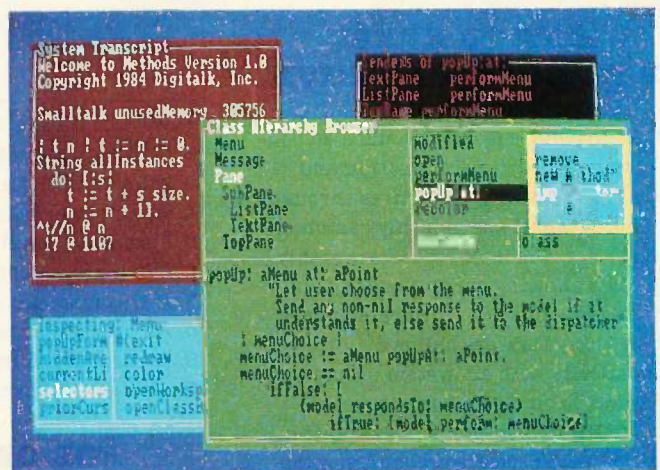
Think about your problem. Browse the Methods Smalltalk source code. Select some building blocks like pop-up menus, windows, text-editors and dictionaries. Put them together. Try it. Oops, Methods tells you something is missing. No problem. Continue thinking, changing and trying. Now you're prototyping! Try out new ideas. Redefine your problem. And you don't have to throw this prototype away. Refine it until you like the finished product.

Methods by Digitalk. A new way to develop software for the PC. Use it for windowing, simulation and artificial intelligence applications. Use it by prototyping.

Methods is Smalltalk-80™ language compatible. It includes its own Smalltalk source code. You can extend it in Smalltalk and assembly language.

Methods operates on IBM PCs with 512K bytes RAM using MS-DOS or PC-DOS. Color and monochrome monitors are supported. No mouse is required. A Smalltalk language manual and an environment guide are included.

Smalltalk-80™ is a trademark of Xerox Corporation. IBM is a registered trademark of International Business Machines Corporation. MS is a trademark of Microsoft Corporation.



Available from Digitalk for \$250. Outside U.S. add \$15.00 for shipping and handling. California residents add 6% sales tax. Visa and MasterCard accepted. Educational and Dealer Discounts Available.

DIGITALK, INC.

5200 West Century Boulevard
Los Angeles, California 90045
(213) 645-1082

Filling your needs m

Today's PC buyer is no pushover. Not only are low prices and prompt delivery demanded, but professional support, sound advice and innovative servicing of accounts is expected. It's no coincidence then that PC buyers all across the nation call PROGRESSIVE MICRO DISTRIBUTORS first. Here's why.

LOW COST, HIGH TECH SOLUTIONS.

PROGRESSIVE MICRO DISTRIBUTORS has the best prices on popular IBM PC hardware and software in the country (call and compare). Most orders are shipped the same or next day from our 25,000 sq. ft. warehouse. Although we ship literally hundreds of orders daily, all PC's are burned in overnight to insure that your system arrives in excellent condition.

We believe it takes a professional to provide professional service. That's why all sales and service staff members, from our factory authorized technical experts to our highly experienced account representatives, are rigorously trained on all current and new hardware and software. And if the need ever arises, direct access to our on-line customer service and technical support centers is available and convenient to use.

HOW TO KEEP UP WITH PROGRESSIVE.

As a PROGRESSIVE MICRO DISTRIBUTORS' customer, you'll also be privy to new product information and special money saving incentives through the Microgram,[™] our monthly customer newsservice. You'll also receive monthly price lists showing current pricing on our complete line of hardware, software and services. Lists are shipped automatically with all system orders and are available on disk when requested. Plus, **FREE** UPS shipping is guaranteed on all prepaid orders with confirmation of current pricing.

Call PROGRESSIVE MICRO DISTRIBUTORS today, **TOLL FREE** at **1-800-446-7995**, and we'll mail a current price list to you immediately. And remember, only PROGRESSIVE MICRO DISTRIBUTORS gives you all of these benefits: low prices, sound advice, prompt delivery, professional support and direct customer service.



POLICIES

1. We accept VISA, MC, AMEX; No surcharge for VISA or MC.
2. COD requires cash or certified check; Company check when approved.
3. Allow 1 week for personal and company checks to clear.
4. Wiring information available upon request.
5. Corporate, Government and Institutional volume purchase agreements available.
6. Call for exact shipping charges; air shipments take priority.
7. If we must split shipment, you incur no additional shipping charges.
8. All orders shipped insured — No additional charge.
9. All products fully warranted; Some up to 5 years.
10. All items subject to availability; Prices subject to change without notice.

FOR ORDERS

1-800-446-7995

CUSTOMER SERVICE

1-404-446-7996

HRS: 8AM-8PM EST. SAT. 12N-5PM EST.

ORDERING INFORMATION

1-404-446-7995

TECH ASSISTANCE

1-404-446-7997

©1985 AT&T Information Systems.
IBM is a registered trademark of the International Business Machines Corp.

Makes us Progressive.

PC SYSTEMS

AT&T PC 6300

640K, 2 drives, monochrome monitor/adaptor, DOS/BASIC \$1998
 640K, 2 drives, color monitor/adaptor, DOS/BASIC \$2498
 640K, 1 drive, 10MB hard disk, DOS/BASIC \$2898

AT&T PC 7300 & 8300

Call for your best price on your specific configuration

IBM PC

256K, 2 drives, monochrome/printer adaptor & monitor \$2198
 256K, 2 drives, color/graphics adaptor & monitor \$2496
 256K, 2 drives, 10MB internal hard disk \$2898

IBM PC XT

256K, 2 drives, monochrome/printer adaptor & monitor \$2298
 256K, 2 drives, color/graphics adaptor & monitor \$2898
 256K, 2 drives, 10MB internal hard disk \$2898
 256K, 2 drives, 20MB internal hard disk \$2898

IBM PC COMPATIBLE

256K, 2 drives, 8 slots, 135w power supply \$998
 256K, 1 drive, 10MB, 8 slots, 135w power supply \$1598

SANYO MBC 555-2

MS/DOS w/128K, 2 drives, color monitor \$998
 These systems are brand new, shipped fully tested and burned in, fully warranted for ninety days AND ARE ALWAYS IN STOCK!

PRINTERS

EPSON

FX-85 (180 cps narrow carriage NLQ dot matrix) \$448
 FX-185 (160 cps wide carriage NLQ dot matrix) .. \$628
 LX-80 (100 cps narrow carriage NLQ dot matrix) \$249
 JX-80 (180 cps narrow carriage color dot matrix) \$828
 LQ-1500 (LQ dot matrix w/parallel interface) \$998

OKIDATA

ML 192 (160 cps narrow carriage dot matrix) \$399
 ML 193 (160 cps wide carriage dot matrix) \$539
 PACEMARK 2410 (350 cps wide carriage dot matrix) \$1998

CANON

LBP-8A1 (8 ppm, better than HP) \$2698
 PW-1080A (160 cps dot matrix) \$529
 PJ-1080A (32 cps color printer) \$549

TOSHIBA

P-351 (192 cps wide carriage LQ dot matrix) \$1298
 P-1340 (120 cps narrow carriage LQ dot matrix) .. \$598

TEXAS INSTRUMENTS

TI-855 (160 cps narrow carriage LQ dot matrix) .. \$849

BROTHER

HR-16+ (17 cps narrow carriage letter quality) .. \$398
 HR-25 (23 cps wide carriage letter quality) \$880
 HR-35 (32 cps wide carriage letter quality) \$798

C. ITOH

Starwriter (40 cps letter quality) \$898
 Printmaster (55 cps letter quality) \$1198

NEC

Pinwriter P-2 & P-3 CALL
 Spinwriter 2050, 3550, 8850 CALL
 Ask about our full line of tractors and cut sheet feeders!

PLOTTERS

We carry all HOUSTON INSTRUMENTS and HEWLETT-PACKARD plotters

FLOPPY DISK DRIVES

TANDON TM 100-2 (DS/DD 360K) \$149
 CONTROL DATA (DS/DD 360 K) \$149
 HALF-HEIGHT 360K (PC/XT/AT compatible) \$119
 HALF-HEIGHT 1.2MB (PC/XT/AT compatible) \$139

MISC. HARDWARE

POLAROID Palette (Makes color slides from your PC's screen) \$1598
 ORCHID PC Turbo (adds 8MHz processor, multitasking to PC) from \$649
 KEYTRONIC KB 5151 & 5153 keyboards CALL
 MOUSE SYSTEMS Optical PC MOUSE w/PAINT \$188
 MICROSOFT Serial or Bus mouse w/Mouse Menu \$188
 GIS Power Back-ups (SPS' and UPS') CALL
 QUADRAM Microfazer Printer Buffer from \$158
 CURTIS System accessories CALL

HARD DISK DRIVES

Internal	AT 105MB \$2998
PC/XT 10MB from \$429	AT 140MB \$3898
AT 20MB \$698	AT 190MB \$4498
PC/XT 20MB \$848	AT 280MB \$5998
AT 30MB \$898	External
PC/XT 30MB \$998	PC/XT 10MB \$698
AT 85MB \$2298	PC/XT 20MB \$848

We proudly offer what we think are the best price/performance hard disk and streaming tape sub-systems available. We will gladly test and format any hard disk we sell at a nominal charge. Our line includes: BERNOULLI TECHNOLOGY, CIPHER DATA, EMERALD SYSTEMS, DMA, IRWIN, PEACHTREE TECHNOLOGIES, QUADRAM, SYSGEN, TALLGRASS, and WANGTEK

MULTIFUNCTION BOARDS

AST RESEARCH

Six Pak (384K, serial, parallel, C/C, opt. game) \$269
 Advantage (AT RAM expansion with options) from \$399

QUADRAM

Quadboard (384K, serial, parallel, game, C/C, bracket) \$259
 QuadMeg (AT memory expansion up to 4MB) from \$389
 QuadPort (AT serial and parallel, opt. 4 more serial) \$109

MICROLOG

Baby Blue II w/64K (64-384K, Z80, 2 ser, par, C/C) \$489
 Little RedRam (256K memory expansion) \$139

CHIPS

64K (nine chips) \$10 128K (AT RAM) CALL
 8087 (coprocessor) .. \$119 256K (jr & AT boards)
 80287 (coprocessor) \$199 CALL

CALL FOR QUANTITY DISCOUNTS

GRAPHICS CARDS

We carry a variety of display adapters. So, call us if you don't see the one you want or need help choosing.

HERCULES

Graphics Card (Lotus compatible monochrome graphics) \$529
 Color Graphics Card (Short-slot color card w/par) \$179

PARADISE

Modular Graphics Card & Multi-Display Card from \$899

TECMAR

Graphics Master (640x400 16 colors and monographics) \$489

PERSYST

BoB Board (clear text on a color monitor) \$459

TSENG LABS

UltraPAK (132 col. mono graphics, ser, par, C/C) ... \$459

MONITORS

AMDEK

300G & 300A (Green or Amber, composite video monitors) \$129/\$139
 310A (Amber TTL input, non-glare tube) \$169
 COLOR 600 (13" 640x240 RGB w/text button, audio) \$488
 COLOR 700 (13" 720x480 RGB w/.31mm dot) \$478
 COLOR 710 (13" 720x480 RGB, non-glare/flicker) \$878

PRINCETON GRAPHICS

PGS MAX-12 (Amber TTL input, non-glare tube) .. \$189
 PGS HX-12 (690x480 RGB w/.31mm dot) \$449
 PGS SR-12 (690x480 non-interlaced RGB w/.31 dot) \$898

TAXAN

RGBvision 420, 420L, 425 & 440 CALL
 We carry WYSE and KIMTROM terminals, call for prices.

PROTOCOL CONVERSION

We carry all AST and DCA products, call for prices.

MODEMS

HAYES

Hayes 1200 (external 300/1200, auto answer/dial) .. \$419
 Hayes 1200B (internal 300/1200, w/Smartcom II) .. \$379
 Hayes 2400 (New external 2400 baud modem) \$678

DCA

New Fastlink 10KB modem CALL

ANCHOR AUTOMATION

Signalman Mark XII (1200 baud at 300 baud price) \$259
 We also carry modems by AST RESEARCH, BIZCOMP, PENRILL, QUADRAM, RIXON, VENDEL — please call for current pricing.

NETWORKING

We carry all the best names including 3COM, AST RESEARCH, FOX, IBM, NOVELL, and ORCHID TECHNOLOGIES. Call our Networking Applications experts to design a cost-effective device-sharing networked layout for your office!

DISKETTES

VERBATIM

Single sided/Single density: 10/\$84 100/\$199
 Double sided/Double density: 10/\$89 100/\$249

DYSAN

Double sided/Double density: 10/\$89 100/\$249
 High density AT diskettes: 10/\$89 100/\$249

MAXELL

High density AT diskettes: 10/\$89 100/\$249

PMD

Double sided/Double density 10/\$18 100/\$129

SOFTWARE

LOTUS Symphony \$449
 ASHTON-TATE Framework \$599
 ENABLE by Software Group CALL
 SOFTWARE PUBLISHING Pfs Write, File, Graph, Report from \$79
 SSI WordPerfect \$259
 MULTIMATE w/spelling checker and tutorial \$279
 MICROSOFT Word 4.0 \$259
 LIFETREE Volkswriter Deluxe w/Textmerge \$169
 LOTUS 1-2-3 \$509
 ASHTON-TATE dBase III \$399
 MICRORIM 5000 \$559
 MICROSTUF Crosstalk XVI \$109
 PERSOFT SmartTerm 100, 125, 400 CALL
 RELAY CALL
 DOW JONES All products CALL
 SORCIM/IUS Complete accounting modules from \$889
 BPI ACCOUNTING Complete accounting modules CALL
 OPEN SYSTEMS Accounting CALL
 SYSTEMS PLUS Books! accounting system CALL
 MECA/TOBIAS Managing Your Money \$129
 MONOGRAM Dollars and Sense \$119
 DECISION RESOURCES Signmaster/Chartmaster \$179/\$249
 AUTODESK AutoCAD with or without extensions 1, 2, & 3 CALL
 ZSOFT PC Paint Brush 898
 HARVARD Harvard Project Manager CALL
 MICROSOFT Project CALL
 WORDTECH dBase compilers \$549
 BORLAND Turbo Pascal & Toolbox ea. \$59
 MICROSOFT All products CALL
 DIGITAL RESEARCH All products CALL
 BORLAND All products from \$59
 SIFTSTYLE Printworks printer utilities \$58
 NORTON Utilities \$89
 QUAD Copywrite, Disk Explorer & Zero Disk CALL
 CENTRAL POINT Copy II PC copies protected software \$58
 ATI Training \$88

**PROGRESSIVE
 MICRO
 DISTRIBUTORS**

3039 Arwiler Road, Atlanta, Georgia 30360

PC Paintbrush.™

Because life is too short for monochrome pie charts.

Fun is the best thing to have.

With PC Paintbrush, you can add color, flair, dimension and creativity to a chart, a presentation, or an otherwise dull day. From charts and graphs to serious computer art, our newest generation 3.0 PC Paintbrush will cheer you on with features no other graphics package can match.

Best of all, it's easy to use. You don't have to learn up to sixty commands, like you do with some products. If you can understand icons as simple as scissors, paintbrush, spray can and paint roller, you're ready to start using PC Paintbrush.

The pen is mightier than the keyboard.

None of history's great artists drew with a keyboard, and you shouldn't have to either. So PC Paintbrush is now available with a cordless PenMouse, to give you complete freedom of expression. Of course, it also supports regular mice, joysticks, graphics tablets, and is compatible with most graphics cards.


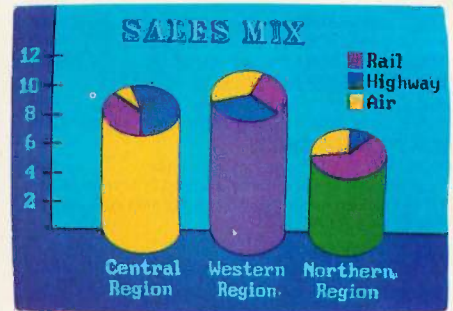
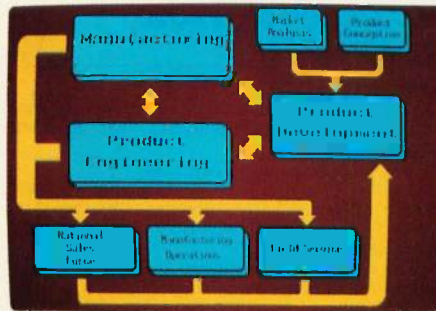
PC Paintbrush also has a beautiful way with words. The text icon lets you write in any of eleven fonts, in nine sizes, with italics, outline, shadow and boldface variations.

What's more, with the new 3.0 PC Paintbrush, you can draw rounded boxes, rubber band curves and circles, and edit pictures many times larger than the screen.

Are we making fun of 1-2-3®? Why not?

For Lotus™ users, PC Paintbrush's new PIC

Go on, live a little.



interpreter loads 1-2-3™ and Symphony™ charts and graphs at your equipment's best resolution, from an IBM EGA™ (640 X 350 X 16 colors) to a Number Nine Revolution™ (512 X 512 X 256 colors).

With our FRIEZE™ frame grabber you can pull graphics created by any program right off the screen into PC Paintbrush. So you can take your Paintbrush and palette anywhere, improving the looks of things as you go. And having a lot of fun on the way. In addition, our optional presentation package, SLIDESHOW, allows you to program your graphics into a first class presentation with fades, zooms, quick cuts and animation.

PC Paintbrush supports 19 video graphics cards and 30 printers and plotters.

For more information on PC Paintbrush, call or write us at the address below, or ask your computer dealer for a demonstration.



Z·SOFT
PC Paintbrush

Corporate Headquarters:

ZSoft Corporation, 1950 Spectrum Circle, Suite A 495, Marietta, GA 30067, 404/980-1950

West Coast Sales Office:

160 Sir Francis Drake Blvd., San Anselmo, CA 94960, 415/456-0955

PC Paintbrush is a trademark of ZSoft Corporation. Lotus, 1-2-3, and Symphony are registered trademarks of Lotus Development Corporation.

IBM and Enhance Graphics Adapter are registered trademarks of International Business Machines, Corp. Number Nine Revolution is a trademark of Number Nine Computer Corp.


ONE MILLION PRIMES THROUGH THE SIEVE

Generate a million primes
on your IBM PC without running out of memory

BY T. A. PENG

A POPULAR WAY to benchmark microcomputers is with the Sieve of Eratosthenes. It is a simple and effective method for generating prime numbers. However, if you try to use the Sieve to obtain more than a few thousand primes on your IBM PC, you will soon encounter the dreaded phrase, "Out of memory." You would think, then, that as far as microcomputers are concerned, the Sieve of Eratosthenes would be an impractical way to generate a large number of primes. This is not so. Let me show you how to use the Sieve to generate a million primes on your microcomputer.

Listing 1 (written in Microsoft BASIC) illustrates how, with very little memory, you can put 500,000 numbers through the Sieve to obtain all the primes less than 1,000,000. The idea is quite simple. Use an array of flags to represent the first 1000 odd numbers. After the nonprimes among them have been sieved out, reinitialize the array to represent the next 1000 odd numbers. Lines 120 through 140 initialize the array and lines 340 through 360 reinitialize it before you use it for the next 1000 numbers. The largest prime whose square is less than 1,000,000 is 997 and it is the 168th prime—starting with the prime 2. To generate



all the primes less than 1,000,000, you don't have to use primes larger than 997. This is the reason for line 220 and for the size of two of the arrays in line 110. The loop in lines 240 through 270 flags all numbers less than 1000 that do not yield primes. (We have $K = 1 + nP$, so that $K + K + 1 = (1 + 1 + 1) + 2nP = P(2n + 1)$, which is not a prime.) After each loop is executed, the value of K will

be greater than 1000 (and K would flag the next number if the size of the array were larger) and this is remembered as $K(C)$. The variable C keeps count of the primes generated with $C - 1$ as the actual number of primes generated at the end of each loop. Line 390 assures that the value of K lies between 1 and 1000. You need line 460 to give the correct value for the prime Q in line 490. All the variables except C , Q , and R are integer-valued. There is a reason for this. If the program executes correctly, the output of line 540 should read, "999,983 is the 78,498th prime and the largest less than 1,000,000."

It is clear how to modify listing 1 to generate all the primes less than 2,000,000 or even 10,000,000, but to get a predetermined number of primes, we need to know a little about their distribution.

Specifically, what we need to know is the size of the arrays K and P and the largest prime to be used in the Sieve. And in order to know this, we must have a rough idea of how large the

(continued)

Dr. T. A. Peng is a faculty member of the Department of Mathematics of the National University of Singapore and may be contacted at Lower Kent Ridge Rd., Singapore, 0511, Republic of Singapore.

Listing 1: This program illustrates how you can get 500,000 numbers through the Sieve to obtain all the primes less than 1,000,000.

```

100 DEFINT F-P
110 DIM F(1000),K(168),P(168)
120 FOR I=1 TO 1000
130 F(I)=1
140 NEXT I
150 P=2
160 PRINT P;
170 C=2
180 FOR I=1 TO 1000
190 IF F(I)=0 THEN 310
200 P=I+I+1
210 PRINT P;
220 IF P>997 THEN 300
230 K=I+P
240 WHILE K<=1000
250 F(K)=0
260 K=K+P
270 WEND
280 P(C)=P
290 K(C)=K
300 C=C+1
310 NEXT I
320 R=1
330 FOR N=1 TO 499
340 FOR I=1 TO 1000
350 F(I)=1
360 NEXT I
370 FOR J=2 TO 168
380 P=P(J)
390 K=K(J)-1000
400 WHILE K<=1000
410 F(K)=0
420 K=K+P
430 WEND
440 K(J)=K
450 NEXT J
460 R=R+2000
470 FOR I=1 TO 1000
480 IF F(I)=0 THEN 520
490 Q=R+I+I
500 PRINT Q;
510 C=C+1
520 NEXT I
530 NEXT N
540 PRINT Q;"is the";C-1;"th prime
and the largest less than 1,000,000"
550 END
    
```

Listing 2: A modified listing, this program generates a million primes without overtaxing the microcomputer's memory.

```

100 DEFINT F-P:DEFDBL X-Z
110 DIM F(10000),K(550),P(550)
120 P=2:PRINT P;;C=2
130 FOR I=1 TO 10000:F(I)=1:NEXT I
140 FOR I=1 TO 10000
150 IF F(I)=0 THEN F(I)=1:GOTO 220
160 P=I+I+1:PRINT P;
170 IF P>4000 THEN 210
180 K=I+P
190 WHILE K<=10000:F(K)=0:K=K+P:WEND
200 P(C)=P:K(C)=K
210 C=C+1
220 NEXT I
230 X=1:Z=C
240 FOR N=1 TO 799
250 FOR J=2 TO 550
260 P=P(J):K=K(J)-10000
270 WHILE K<=10000:F(K)=0:K=K+P:WEND
280 K(J)=K
290 NEXT J
300 X=X+20000
310 FOR I=1 TO 10000
320 IF F(I)=0 THEN F(I)=1:GOTO 360
330 Y=X+I+I:PRINT Y;
340 IF Z=1000000# THEN 380
350 Z=Z+1
360 NEXT I
370 NEXT N
380 PRINT Y;"is the";Z;"th prime"
390 END
    
```

one-millionth prime is likely to be. Knuth gives an approximate value for the millionth prime and it works out to be a number between 15,000,000 and 16,000,000 (see *The Art of Computer Programming: Seminumerical Algorithms* by Donald E. Knuth, vol. 2, 2nd ed. Addison-Wesley, 1981). The square root of 16,000,000 is 4000, so the largest prime should not exceed this. The 550th prime is 3989, the largest prime less than 4000. (You can verify this result with listing 1.) With this knowledge, I modified listing 1 to obtain listing 2, which generates a million primes as I promised.

A few remarks about listing 2 may be in order. We now sieve 10,000 numbers at a time and the execution time for each loop is much longer. Also, listing 2 will need more memory to run, but this can be handled comfortably by most 64K-byte microcomputers. I used multiple statements in some lines to make the program look

neater. One improvement is in lines 150 and 320, where the array variable F is reinitialized immediately after it has done its work. This will save some execution time. The efficiency of listing 2 could be further improved if we replace $K = I + P$ with $K = (P * P - 1)/2$, but this would involve other changes and the program would no longer be as simple. While you can run listing 1 in interpreted mode, you'll be better off if you compile listing 2 (using the Microsoft BASIC compiler) to increase its execution speed. To test whether or not listing 2 runs correctly, you can delete the PRINT statements in lines 160 and 330 (and change the number 1000000 in line 340 to 78498) to see if it produces the same final result as listing 1. It may not be very important to know what the one-millionth prime number is, but it is certainly satisfying to find out for yourself that it is 15,485,863. ■

a message to our subscribers

From time to time we make the BYTE subscriber list available to other companies who wish to send our subscribers material about their products. We take great care to screen these companies, choosing only those who are reputable, and whose products, services, or information we feel would be of interest to you. Direct mail is an efficient medium for presenting the latest personal computer goods and services to our subscribers.

Many BYTE subscribers appreciate this controlled use of our mailing list, and look forward to finding information of interest to them in the mail. Used are our subscribers' names and addresses only (no other information we may have is ever given).

While we believe the distribution of this information is of benefit to our subscribers, we firmly respect the wishes of any subscriber who does not want to receive such promotional literature. Should you wish to restrict the use of your name, simply send your request to the following address.


BYTE Publications Inc.
Attn: Circulation Department,
70 Main St., Peterborough, NH 03458

Express Computer Presents:

a DISKETTE SALE

You CAN buy quality diskettes at low PRICES including a LIFETIME WARRANTY.

SS DD .81
DS DD .90
minimum quantity
of 50 diskettes



Includes:

- * Box
- * Labels
- * Envelope

- 100% Error Free
- Lifetime Guarantee

TO ORDER

CALL TOLL FREE:

800-437-5200
ask for operator 213

MD. residents call:

1-800-638-8890

(24 hours a day)

Dealer Inquiries Invited

LIFETIME WARRANTY!

Send defective diskette back and we'll replace it (if there is a defect in original material and workmanship).

C.O.D. and prepaid orders accepted



EXPRESS COMPUTER

1101 Valley Glen Rd.
Elkins Park, PA 19117

9-TRACK MAG. TAPE SUBSYSTEM FOR THE IBM PC/XT/AT



\$4757

For information interchange, backup and archival storage, IBEX offers a 9-track, IBM format-compatible 1/2" magnetic tape subsystem for the IBM PC, featuring:

- 42 M-Bytes on a single reel.
- IBM format 1600 cpi.
- Software for PC-DOS, MS-DOS.

Write, phone or TWX for information

IBEX

IBEX COMPUTER CORP.
20741 Marilla St.
Chatsworth, CA 91311
(818) 709-8100
TWX: 910-493-2071

"KING OF THE ELECTRONICS JUNGLE"



LEO ELECTRONICS

Now that you have the best computer money can buy...
UPGRADE WITH THE BEST!

Dynamic Rams	Eproms	Math Co-processors
41256-150ns (256K)	2708	8087 80287
4128-150ns (128K-AT)	2716	Disk Drives
4164-150ns (64K)	2732	Tandon, Qume
Static Rams	2764	Mitsubishi, Teac
6116P-3 (2K x 8)	27128	Power Supplies
6264P-3 (8K x 8)	27256	135V 150V

OUR QUALITY IS THE HIGHEST!
OUR PRICES ARE THE LOWEST!

Please CALL or WRITE for pricing/brochure.

LEO ELECTRONICS, INC.

P.O. Box 11307
Torrance, CA 90510-1307
Calif. residents 213/212-6133

outside Calif.

800/421-9565


Telex: 291 985 LEO UR Fax: 213/212-6106

TRY US ON ANY "HARD TO FIND"
COMPUTER RELATED ITEMS.


All major manufacturers. All parts prime.. All 100% guaranteed.

Compare the Hercules™ Color Card to IBM's.

Five reasons why the Hercules Color Card is better.



IBM Color Adapter \$244



Hercules Color Card \$245

- | | | |
|------------------|--|---|
| 1. Compatibility | Runs hundreds of graphics programs. | Runs the same hundreds of graphics programs. "The Hercules Color Card is so nearly identical to the IBM Color/ Graphics Card that it's almost uncanny." PC Mag. |
| 2. Printer port. | None. | Standard. Our parallel port allows you to hook up to any IBM compatible printer. |
| 3. Size. | 13.25 inches. Limited to long slots. | 5.25 inches. Fits in a long or short slot in a PC, XT, AT or <i>Portable</i> . |
| 4. Flexibility. | Can't always work with a Hercules Graphics Card. | Always works with a Hercules Graphics Card by means of a software switch. |
| 5. Warranty. | 90 days. | Two years. |

Any one of these five features is enough reason to buy a Hercules Color Card. But perhaps the most convincing reason of all is just how easy the Hercules Color Card is to use: "Right out of the box, the Hercules Color Card goes into an empty expansion slot, ready for you to plug in . . . and go to work—no jumpers, no software. For most applications, it's just that easy." PC Magazine.

Call **1-800-532-0600 Ext. 432** for the name of the Hercules dealer nearest you and we'll rush you our free info kit.

Hercules. Inquiry 84
We're strong on graphics.

TOPVIEW

IBM's long-awaited multitasking program
makes its debut

BY TJ BYERS

TOPVIEW is a multitasking program that, for \$149, enables your IBM Personal Computer to install more than one program in the system. This is different from the window programs that presently claim to accomplish the same thing. When working with windows, you must quit a program before you can begin another. With TopView, however, you don't have to quit either one of them. Both can be resident on the screen—and, more important, in the microprocessor—at the same time.

MULTITASKING

TopView's multitasking capabilities allow several programs to run simultaneously (see photo 1). This isn't the same thing as switching between programs without quitting them; it means that you can actually have one program running in the background while using another. Let's say, for example, that you need to calculate a large spreadsheet, and the job will take several minutes. Instead of staring idly at the screen while the computer crunches away, you can banish the spreadsheet to TopView's background mode and proceed to work on another program—the computer will handle both tasks at the same time. While one program is making calculations in the background, the other can

be receiving data from the keyboard. You lose no time waiting for one program to finish before you start the other.

Multitasking is not a new concept. Mainframe computers have used multitasking for many years to enhance their performance. What is new, however, is putting multitasking capabilities into a personal computer.

TopView brings multitasking to the


IBM PC using a multiplexing technique known as time slicing. Basically, TopView divides the microprocessor's time into slots during which it switches rapidly from one program to another. The time slices are very short, on the order of milliseconds, and the switching action is not apparent to either the application program or the user, so the programs appear to be running concurrently on the machine. In actuality, they are processed consecutively in very quick order. The procedure gives a single computer the ability to run more than one program at a time.

Multitasking is not without its faults, however. While one program is being processed, the others are held in suspension. Consequently, the programs tend to run more slowly. The more programs you have running at the same time, the slower each apparently becomes.

A quick benchmark test using TopView to conduct a simple word search of Writing Assistant on an IBM PC AT showed that it took a full 14 seconds to search a typical 3000-word file as

(continued)

TJ Byers is a freelance author of numerous articles and books, including *Guide to Local Area Networks* (Prentice-Hall). He may be contacted at POB 372, Hancock, NH 03449.



TopView is very memory intensive. The minimum 256K RAM leaves you about 80K bytes for use by applications.

opposed to 3+ seconds without TopView.

TopView is also very memory intensive, as are all multitasking routines. While programs are in suspension between microprocessor access cycles, their parameters must be held in RAM (random-access read/write memory). This takes a lot of memory. IBM specifies a minimum of 256K bytes for TopView and recommends more for most applications. Installing TopView under PC-DOS 2.1 using minimum memory (256K bytes) leaves approximately 80K bytes of working memory for use by application programs; PC-DOS 3.0 reduces that number to 68K bytes. This is not much memory when you start talking multitasking. To give you an idea of how memory intensive TopView can be, let me say that my IBM AT contains the full memory complement of 640K bytes. After installing Writing Assistant, a very hungry program requiring 232K bytes, and Filing Assistant into TopView, I have a mere 96K bytes of memory left, barely enough to take on another multitasking chore. Moreover, very large programs, such as Writing Assistant and dBASE III, can't be run at the same time; there just isn't enough room for both.

IBM solves the memory problem by modifying some application programs. Writing Assistant, for example, can be reduced to 104K bytes, less than half its previous value, by using a routine that is outlined in the *TopView Application Guide*. Unfortunately, it also reduces the capabilities of the word-processing program. Automatic save and retrieve are no longer available, and you have to enter these

functions by hand. The program also runs considerably slower, which is a real nuisance if you happen to be a good typist. But then, that's a trade-off you have to make when using a multitasking program, whether it be TopView or any other.

USING TOPVIEW

TopView is not extremely difficult to use, but it does take some training and a bit of expertise, which you can pick up from the IBM *TopView User's Guide*. True to IBM form, however, the guide is not exactly the epitome of clarity. Although the guide is well organized, it sometimes glosses over very important points with a simple sentence or two. Unless you know what you're looking for, the point can easily be missed. For instance, I found difficulty in releasing the cursor keys from TopView control when I first started using the program. A call to IBM resolved the problem. Oh, the instructions were there in the manual all right, just somewhat obscured by surrounding material.

To help you learn about TopView, IBM has included an excellent tutorial disk. In fact, IBM recommends you study the tutorial carefully before proceeding with the *User's Guide*—wise advice, because the tutorial gives you invaluable hands-on experience with the various attributes and functions of TopView, something that would otherwise take many hours of intensive reading before the concepts and procedures became clear in your mind. Plan on spending at least an hour with the tutorial; it's loaded with material.

INSTALLATION

Installing TopView is probably the simplest chore the program lets you do. You just type G and hit Enter; a batch file boots the TopView command program into the system. This is consistent with IBM's policy of using the same command to activate all its newly released programs.

The TopView batch command is different from other IBM programs, however, in that it can include optional extenders. If you wish to bypass the welcome window, for example, and go

straight into the program, you use the entry code g /a to initiate TopView. Altogether, there are 18 optional extenders that can be used to modify TopView operations. Most of these extenders either specify or modify the monitor and/or its screen format. A couple suppress certain routines, like the welcome window, and one (k) assists with the installation of undisciplined non-IBM programs into the TopView environment.

Once inside, you control TopView using a combination of windows and menus. This programming concept combines the advantages of menu-driven programs, which are normally keyboard controlled, with the convenience of icons. Although TopView has no icons, its menu entries act like icons. Unlike real icons, though, which are rigidly defined entities, the menu entries can be changed. Items can be added or deleted at will, and there is no limit to the type of application programs you can include, provided they are TopView-compatible. More on that later.

You install application programs into the TopView environment by manipulating a pointer inside the window until it overlaps the desired program title on the main menu. The pointer can be moved using the cursor keys or with a mouse. Once you have selected a program, a single keystroke (or mouse click) loads the program into TopView. You can load as many programs into TopView as your memory will support, and all active programs may run simultaneously.

Application programs are installed into TopView using a strict set of rules, and defining these parameters is no easy chore. You must specify no less than eight factors and up to a dozen more for certain applications. To facilitate the process, IBM provides you with a program menu containing 38 predefined programs (see photo 2). These programs, which include DisplayWriter and VisiCalc, have their values already established, and you can place them on the TopView program menu by simply placing the pointer over the desired program and completing a simple TopView menu

routine. You are prompted every step of the way, and the table makes program additions very convenient. Once installed, the program remains in the menu until you remove it, so you don't have to go through the routine every time you start up TopView.

When including other application programs for which IBM has not provided predefined parameters, however, you have to enter the values yourself. IBM assists you in this by including with TopView a rather thick *TopView Application Guide*, which lists the parameters for 88 prominent software manufacturers and 350 software packages. The listing includes such popular programs as Framework, CrossTalk, and Lotus 1-2-3, among others. To install one of these programs you simply look at the printed information table and duplicate it.

For all programs, you need to specify both a pathway to the program and the program command that activates its files. When doing this you must be aware that TopView does not support batch files and therefore does not recognize batch-file commands. If you try to use the g command to start an IBM program, for instance, you will be in for a surprise. Much to your dismay, the machine simply locks up and goes bye-bye. Only a machine restart can correct the problem, which is too bad if you have files in progress that haven't been saved before the incident occurs.

I suspect IBM did this on purpose to avoid DOS (disk operating system) conflicts. You see, TopView does not support all PC-DOS commands and supports none of the enhanced PC-DOS 3.0 commands. If you were to initiate a batch file that contained a command that TopView couldn't execute, it's hard to say what might happen. To avoid the issue altogether, TopView simply doesn't support batch files.

TOPVIEW ATTRIBUTES

The DOS commands that TopView does support, however, are available in a DOS Services file (see photo 3). This window lets you execute PC-DOS commands from within TopView, and although the command list is

abridged, what remains can accomplish quite a lot. Altogether, TopView supports 23 DOS commands, 6 as selectable-word "icons" and 17 in a

regular menu (you have to type these in). They include COPY and ERASE, among others, and a rather compre-

(continued)



Photo 1: TopView's multitasking features let you run simultaneous applications. This photo shows BASIC and TopView's Calculator program running at the same time.

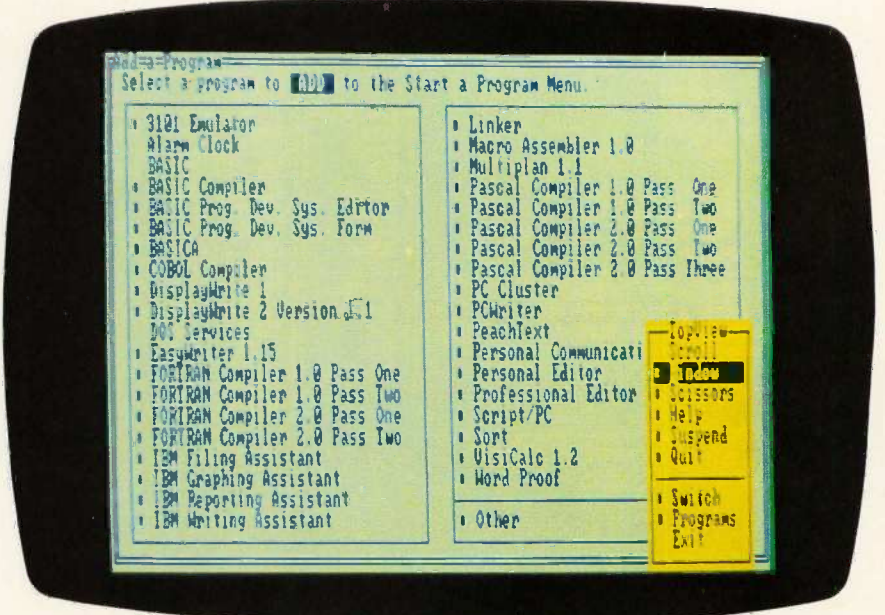


Photo 2: TopView's Add a Program utility contains the installation parameters for 38 programs. Installing these programs involves simply placing the cursor over a name and hitting a key.

hensive SORT command.

The purpose of DOS Services, of course, is to let you step in and out of PC-DOS without having to leave TopView. IBM also claims that the icon-generated commands make PC-DOS easier to use by eliminating the lengthy DOS equations. I don't find this to be true. In some cases, it would be faster to just enter the equation, rather than having to dole out the instructions through three windows.

The most useful TopView DOS command is undoubtedly PRINT. In its new enhanced form, PRINT allows you to print files in the background while you exit DOS and proceed with other TopView routines. Moreover, PRINT contains a file buffer that permits you to specify the printing of more than one file at a time; file-names are queued one after another, and wild-card entries are legal. If you request a PRINT C:*, for instance, TopView would type out the entire contents of your hard disk, which may contain hundreds of files, while you busy yourself with other duties.

The full impact of this accomplishment is somewhat marred by Top-

View's lack of support for a serial printer. Unless your application program contains a serial-printer function and you are working from that program, you are limited to parallel printer interfaces. Perhaps this deficiency will be corrected in later versions of TopView, but I doubt it. With fewer and fewer new serial printers appearing on the market, IBM may have simply decided the extra programming and memory buffering required is not worthwhile.

Among the attributes particular to TopView are SCROLL, COPY, CUT, and PASTE. Although these are features commonly found in most word processors, TopView has extended their capacity to include interaction between programs. TopView lets you work between the programs, transferring data and files as you wish. If, for instance, you want to transfer an address from a database file into a word-processing program, you can do it using the SCISSORS command, provided the two programs contain the TopView SCISSORS subroutine. Presently, only IBM software contains these routines, and not all IBM pro-

grams at that. But IBM has already released a TopView Programmer's ToolKit that contains most of the TopView subroutines on two disks, so I suspect it won't be long before we begin seeing TopView-compatible software from third-party vendors.

SOFTWARE COMPATIBILITY

Installing a couple of TopView subroutines into a program doesn't necessarily make it TopView-compatible. Programs that manipulate DOS or the BIOS (basic input/output system) routines won't work with TopView. Neither will programs that rely on precise timing cycles for their operation (because of the way TopView slices up the microprocessor's time) or software that loads at a specific memory location. Memory control must be the absolute domain of TopView if it is to function at all. Programs that directly control computer hardware (other than the keyboard or communications port) are strictly taboo. And certain interrupt calls are also not allowed. CopyII PC, for example, is not TopView-compatible, because of the way it modifies the internal workings of the computer. And although I haven't had a chance to test Flight Simulator on TopView, I doubt it will work for many of the above reasons.

Some copy-protected programs also have a hard time with TopView. Often the problem is getting the program to load into the TopView environment, a problem caused by the copy-protection scheme itself. This is especially true of programs like SideKick that use "fingerprints" to prevent unauthorized use. Even when such a program is copied to the TopView program, the disk must remain resident in the A: drive for access to the fingerprint. Writing Assistant also works this way. Unless you have the correct disk in the drive at exactly the moment the program expects it (or if the program's timing cycle is a little bit off), the computer shuts itself down. And despite IBM's claim that the effects of this action are nondestructive, it isn't necessarily so. Sometimes a warm boot (hitting Ctrl-Alt-Del) can recover



Photo 3: Under TopView, you use the Start a Program menu to begin applications and utilities. One utility, DOS Services, lets you use DOS commands by choosing from a menu (6 commands) or entering from the keyboard (17 commands).

the system, minus the files, but in many cases a complete machine restart is the only recourse. The difficulty in loading copy-protected material can sometimes be resolved by suspending all TopView application programs while the new program is loading.

Communications programs are another tough nut to crack. Many of the public-domain communications programs simply won't work due to the time-slicing effects of TopView. Only communication protocols with a pacing mechanism are recommended for asynchronous communications. This will ensure that no data is lost because of unavailable time slots. A few examples of pacing-mechanism protocols are XON/XOFF, XMODEM, and Kermit. Kermit, by the way, can be found in the public domain.

What is TopView-compatible, then? Just about any program that runs in PC-DOS and is not limited by the conditions mentioned above. There are many such programs. Nearly all IBM software is TopView-compatible, as are many of the most popular non-IBM software packages, such as dBASE II, Electric Desk, ProKey, and WordStar. A rather notable exception among this elite group is IBM's Debug, which is not TopView-compatible. Overall, though, you will find that most software written for the IBM PC is TopView-compatible. IBM has gone to great lengths to guarantee that whatever runs on PC-DOS should run in TopView, though some of TopView's attributes may not be available to all programs. Even networking programs, like Telmar's MicroNetwork Service 5.0, can be used within TopView's environment.

You have to be a little careful, however, of how you set up your applications. Programs that run under interpreted or compiled languages, for instance, often change the software interrupt vectors. Running more than one such program under TopView can cause both to look into the same memory space for program information. The result is competition between the programs. The same condition can occur with two programs

AT A GLANCE

Name

TopView

Type

Multitasking environment

Manufacturer

IBM
POB 1328
Boca Raton, FL 33432
(800) 447-4700

Computer

IBM PC, XT, AT (and compatibles) with 256K minimum, 640K and a hard disk preferred; requires PC-DOS 2.0 or higher

Documentation

Loose-leaf manual in a standard IBM binder along with two application guides and a Quick Reference foldout

Warranty

90-day limited warranty on the program itself; the warranty states that if a customer finds a program defect, IBM will correct it or refund the customer's money

Price

\$149

that open files using the same file-name. You can resolve the conflict, in many cases, by installing the programs in different directories so that each program has its own unique file path.

TOPVIEW UTILITIES

IBM has installed its own utility programs in TopView. Version 1.00 incorporates four of them, including DOS Services, a functional alarm clock (which lets you set up to five alarms within a 24-hour period), and a Color Change Program. This last utility allows you to specify colors for the background, foreground, and window borders.

My favorite utility, though, is the TopView Calculator. The calculator


itself is nothing special—you can get the same thing at the supermarket for about five bucks. But the TopView Calculator is always handy and its batteries never go dead, which always seems to be the case with the half dozen or so calculators I have scattered about.

The calculator does all of the standard mathematical functions like add, subtract, multiply, divide, percentage, squares, and square roots. It even has a memory. You can enter data into the calculator in any of several ways. If you use a mouse, you can roll it around until the cursor is over the desired "key;" then click. You can also move the cursor with the cursor keys, which is quite a chore—it takes at least three keystrokes to move the cursor one calculator button. Fortunately, the calculator will accept input from the regular keys and the numeric keypad. You can execute math functions from either the regular keyboard or the function keys. Unfortunately, IBM forgot to put a function-key template into the TopView package, so unless you memorize the functions, you will always be looking up their definitions. This is not hard, since the calculator includes a very comprehensive help menu (as do many TopView programs) that fully outlines all calculator operations and options.

Like so many other IBM introductions, TopView may very well set new standards for the computer community. Beyond its computer-based implications, IBM has introduced a unique feature: It sells TopView with a limited 90-day warranty. This means that if within 90 days of purchasing it you find a defect in the program, IBM will correct it or refund your money.

CONCLUSION

TopView is a very sophisticated and potentially useful program. It has its problems, such as its voracious appetite for memory and the difficulty or inability of incorporating some application programs, but TopView's innovative multitasking features, its very attractive price tag of \$149, and the limited 90-day program warranty will attract a lot of takers. ■



To 27 million Americans, this scene is a fairy tale.

That's because 27 million American adults can't read a child's bedtime story, can't read a street sign, can't read...period.

Functional illiteracy has become an epidemic, an epidemic that has reached 1 out of 5 American adults. It robs them of a decent living, it robs them of self-respect, it robs them of the simplest of human pleasures...like reading a letter from a friend or a fairy-tale to their children.

Tragic as that is, it's not the worst part. Because people like this could be taught to read, if we had more tutors to teach them. Sadly, we don't. Today, the waiting period for a tutor can be up to a year.


You can change that by joining the fight against illiteracy yourself. It takes no special

qualifications. If you can read, you can tutor or help us in countless other ways. You'll be trained to work in programs right in your own community. And you'll experience the greatest satisfaction of all...the satisfaction of helping people discover whole new lives.

So join the effort. Call the Coalition for Literacy at toll-free **1-800-228-8813**. Helping takes so little. And illiteracy robs people of so much.

**Volunteer Against Illiteracy.
The only degree you need
is a degree of caring.**

Ad
Council

 Coalition for Literacy

WHEN YOUR PC DOESN'T WORK

You can find and fix most malfunctions yourself




BY GENE B. WILLIAMS

WHEN YOU BUY an IBM Personal Computer, you get two diagnostic aids to help you spot many of the possible causes of malfunctions. First, each time you turn on the power, the PC goes through a self-testing cycle called POST (power-on self-test). And, second, there is a diagnostics program in the back of the *Guide to Operations* manual that provides more extensive testing of the various systems, circuit boards, and peripherals on your computer.

The major difference between these two diagnostic aids lies in the extent of the testing performed. The IBM folks did not include sufficient instructions on how to use the aids, nor did they provide simple error messages. There are no messages like "I think your RAM [random-access read/write memory] is bad." Instead you see a string of numbers like "0340201." Once you understand how to decode the string, however, you'll find that it tells you not just *what* is malfunctioning, but *where*. Both POST and the diagnostics program generate the same codes. So, once you know the decoding procedure for one, you know it for both.

These two methods of testing, coupled with some simple steps and common sense, tell you exactly what has



gone wrong and where, for about 95 percent of all malfunctions. Chances are good that you can find and fix what appears to be a major failure with little more than your fingers. Instead of spending hours of downtime, and perhaps hundreds of dollars, you can usually do the job yourself in a few minutes. This article covers all of the basic steps. For more information, see my book *How to Repair and Maintain*

Your IBM PC (Chilton Book Co., 1984).

POST

Each time you flip on the power switch to the IBM PC, POST runs a quick check on the major systems inside. This testing takes from a few seconds to about three minutes, depending on how much RAM you have. During this time, POST conducts quick tests on the system board, RAM, power supply, keyboard, external chassis (if you have one), and some of the adapter cards. During this testing cycle, nothing shows on the screen, nor is there any indication that anything is happening (except for the delay) unless POST finds a malfunction. Then, it signals you with error codes and/or audio signals.

A part of any diagnostics aid is knowing how things are *supposed* to work. After you become accustomed to using the PC,

you can easily forget the exact sequence of beeps and grinds it makes as it boots up. This is important to

(continued)

Gene B. Williams is a professional writer and the author of the series, *How to Repair and Maintain Your . . .* (IBM PC, Apple, VCR, Kaypro, Macintosh). His other interests include the martial arts and ham radio. He can be reached clo BYTE, POB 372, Hancock, NH 03449.

know; however, without these sounds you are less likely to realize when something malfunctions.

For example, one day when you sit down at your PC, just before the program begins to load, you hear a long beep and then a short one. You might recognize this as being something different from the norm or you might

not. If the program loads successfully, you're quite likely to ignore the warning—only to lose all your work a few hours later when the PC locks up or refuses to save your work due to a system-board malfunction.

The next time you begin working at your PC, pay attention to the sounds of the normal boot sequence. Then,

make paying attention a part of your normal routine. At the very least, let yourself become aware that something other than the norm can happen.

When everything works correctly, the cursor begins blinking on the screen a few seconds after you turn on the power. It continues to blink during POST. The light on drive A comes on, there is a single short beep, and the LED (light-emitting diode) goes out momentarily. When it comes on again, the program loads. Anything other than this sequence indicates that there is a problem.

The original plans for the IBM PC included a cassette-tape machine to load and store programs. Although the idea was abandoned almost immediately, the cassette port remained. So did a form of BASIC resident in ROM (read-only memory) to operate the cassette. So, if you're attempting to load a program and you suddenly find yourself staring at a BASIC screen, drive A isn't loading the program. ROM has taken over and has automatically booted up cassette BASIC.

Try loading another program, and carefully observe the sequence. As the program loads, you should hear the drive's stepper motor moving the read/write heads across the disk. If the drive is trying to load but can't for some reason, the cassette BASIC will load from ROM.

POST ERRORS

Table I contains all the primary error codes, signals, and symptoms generated by POST. An x in the code represents any number. For example, "xxxx201" won't appear on the screen with the xs, but with numbers, such as "0340201." This code indicates a problem with the RAM (the "201" ending), and it also tells you that the program found an error in the second RAM module from the right on the front row (the "0340" prefix).

A few of the indications given are not strictly a part of POST but are common enough symptoms at power-up to warrant mention. The "nothing happens" symptom, for example, is not a generated error code, nor is the

Here are 87 reasons to buy at Elek-Tek, not to mention the fastest delivery anywhere.

MEGA BERNOULLI BOX

- 10 meg 1/2 height Drive for IBM-PC/XT/AT & compatibles \$ 1675
- 20 meg 1/2 height Drive for IBM-PC/XT/AT & compatibles 2335
- Non-Bootable Interface Card 104
- Bootable Interface Card . 234
- 10 meg cartridges for above (3 pak special) 125

Save 30% to 43% off Manufacturer Suggested Ret. prices on
EPSON • Okidata • Star • DIABLO • TOSHIBA • COMPLEX •

EPSON®

6. LX 80	\$ 215
7. FX 100+	350
8. FX 85	340
9. FX 185	475
10. LO 1500 parallel	CALL
11. DX10 Daisy Wheel 10CPS	230
12. DX20 Daisy Wheel 20CPS	CALL
13. Comrex II Comriter	269

STAR

14. SG 10	235
15. SD 10/15	CALL
16. SR 10/15	CALL

OKI

17. Oki 182	CALL
18. Oki 192/193	CALL
19. Oki 84	CALL

TOSHIBA

20. Toshiba P341	CALL
21. Toshiba P351	CALL
22. Toshiba P1340	CALL



EPSON FX 85

PRODUCTS FOR IBM-PC

23. Amdek 310A Amber Monitor	\$ 150	31. Orchid Tech. PC Turbo 186	570	37. Novation 490603-1 As above inc. MS-DOS Software	490
24. Generic Multi Multifunction Board, 64K	129	32. Paradise Modular Graphics Card	290	38. Hayes 1200B Internal modem w/software	359
25. Generic Multi 384K Multifunction Board, 384K	169	33. Hercules Monochrome Card	329	39. AT&T 4000 300/1200 Ext. Modem	335
26. AST Six Pak + Multifunction Board, 64K	225	34. Hercules Color Color Graphic Card	170	40. Hayes 1200 External modem	399
27. AST Six Pak + (loaded) Multifunction Board, 384K	279	35. Novation 490605-1 2400BPS inc. Mile Software	620	41. Hayes 2400 External modem	599
28. AST Megaplus II Multifunction Board, 64K	270	36. Novation 490603 1/2 Card Modem 2400 BPS No software	425	42. US Robotics Courier 2400 Ext. 2400B Smart Modem	460
29. Quadram Quadboard Multifunction Board, OK	195			43. US Robotics Telpac Telecomm. Software	75
30. Quadram Quadboard Multi. Board, 64K/384K	210/267			44. TEAC FD55B 1/2 ht. DSDD Disk Drive	90

DISKETTES

	Dysan	maxell.	3M	SONY	wabash	MEMOREX
3 1/2" SSDD	25.00	25.00	25.00	25.00	20.00	—
DSDD	30.00	37.00	37.00	37.00	24.00	—
5 1/4" SSDD	16.00	14.00	14.50	13.00	11.50	11.50
DSDD	20.00	18.00	18.00	16.00	12.50	14.00
SSDD96TPI	24.00	24.00	24.00	—	—	—
DSDD96TPI	29.00	29.00	29.00	—	—	—
5 1/4" DSDDHD (For IBM AT)	36.00	39.00	40.00	—	24.00	—
8" SSDD**	22.00	29.00	25.00	—	19.00	—
8" DSDD**	26.00	32.00	29.00	—	20.00	—

**Unformatted

Call for Quantity pricing for 10 boxes or more.

3M DATA CARTRIDGES

85. DC100A	\$ 14.00	87. DC300XL	\$ 21.00	89. DC600A	\$ 23.50
86. DC300A	18.00	88. DC300XL/P	22.00	90. DC1000	15.00

Call for Quantity pricing for 10 cartridges or more.

CALL TOLL FREE 800-621-1269 EXCEPT Illinois, Alaska

Corp. Accts. Invited. Min. Ord. \$15.00. Visa or MasterCard by Mail or Phone. Mail Cashier's Check, Mon. Ord., Personal Check (2 wks. to clear) Add \$4.00 Int'l. (AK, HI, PR, Canada add \$10.00 Int'l. Item) \$100 ea. add'l ship. & handl. Shipments to IL address add 7% tax. Prices sub. to change. WRITE for free catalog. RETURN POLICY: Defective Only: Most products replaced within 30 days of purchase with identical merchandise only. Computer and large peripherals replaced only when defective on arrival (within 3 work days of delivery). Other problems covered by mfr. warranty. ALL ELEK-TEK MERCHANDISE IS BRAND NEW, FIRST QUALITY AND COMPLETE. Delivery subject to availability. DUNS #08-716-0517

ELEK-TEK, inc. 6557 N. Lincoln Ave., Chicago, IL 60645
 (312) 631 7800 (312) 677 7660

cassette BASIC display. Yet both are strong indications that something is wrong. Some of the error signals are audible beeps. These may or may not be accompanied by actual error codes.

If you have either an error code or a symptom, you should use the diagnostics disk, which checks the system more thoroughly. If the PC won't load the diagnostics program, there are some initial steps that you can take. Most of these are self-evident. If nothing at all happens when you flip on the power switch, most likely no power is getting to the PC. The actual problem could be anywhere. The wall outlet might be dead. The cord might have been accidentally kicked out. The power supply inside the PC could be faulty. Or something deeper inside the PC could be shorting out, causing the power supply to drag down and shut itself off.

DIAGNOSTICS DISK

One mistake many people make is to use the diagnostics program only when a malfunction occurs. This is somewhat like going to the doctor only after you're seriously ill. You should use the diagnostics program as a preventive check. If something is starting to fail, the program might spot it before it becomes a serious problem. If you use the diagnostics program on a regular basis, you'll have a better idea of how things are operating.

The diagnostics disk that comes with your PC does a more thorough testing of your computer and its systems than POST does. It also offers the option of running multiple testings. This is very important when it comes to testing circuits and IC (integrated circuit) modules. Unlike less complex components that either function or fail, a chip can work fine, then it can fail and then work again. A chip is also more prone to operate correctly while it is cool and then break down after the PC has been going for a while. POST or the single-testing option of the diagnostics program are less likely to spot such malfunctions. The multiple-testing option of the

diagnostics program should be used to detect such problems. If you suspect that one of the circuit boards is faulty and if you suspect the system board in particular, choose the multiple-testing option. You should let the test run a minimum of 30 times, preferably more.

To run the diagnostics program, insert the disk in drive A and reset (reboot) the PC (by Ctrl-Alt-Del or by shutting it off, waiting 5 seconds, and turning it on again). The normal sequence of beeps and grinds should occur. After POST completes its cycle, the light on drive A should come on, followed by a single short beep, and then you will be able to hear the grinding of drive A as the program loads.

As testing begins, you may log any errors to disk. The log itself can be kept only on the diagnostics disk; however, if you choose this option you cannot cover the write-protect notch. Obviously, to log errors to disk, your PC and its disk drives must be running well enough to be able to write to the disk.

You can also log the errors to a printer, which is how I prefer to do it. This frees the disk drive and allows you to let the testing run unattended.

As the diagnostics program executes, it tests the disk drives. When it's ready to run the test, it stops and signals you with a long beep and then

If nothing at all happens when you flip on the power switch, most likely no power is getting to the PC. The actual problem, though, could be almost anywhere.

a short one so that you can replace the diagnostics disk with a scratch disk. (The reason a scratch disk is needed is because the testing destroys any data on the disk.) If you've installed additional RAM as one or more RAM drives, you will get errors on these drives. This portion of the diagnostics program tests physical drives only. (The RAM chips are all tested earlier in the program, regardless of their function.)

DIAGNOSTICS ERRORS

Table 2 lists the primary error codes, signals, and symptoms generated by the diagnostics program. The primary

(continued)

Table 1: POST error signals and codes.

SIGNAL OR CODE	MEANING
Nothing happens _____	Power supply or ?
Continuous beep _____	Power supply
Repeating short beeps _____	Power supply
1 long beep, 1 short _____	System board
1 long beep, 2 short _____	Monitor
No display _____	Monitor
Cassette BASIC display _____	Disk drive (usually A)
101,131 _____	System board
201 _____	RAM
xxxx201 and Parity Check x _____	RAM
Parity Check x _____	Power supply
301, xx301 _____	Keyboard
601 _____	Floppy-disk drive
1701 _____	Hard-disk drive
1801 _____	Expansion chassis

If there's no display and you must resort to the audio signals alone, move cautiously.

difference between these and those given by POST is that the diagnostics program generates a code even when a particular system or circuit is operating properly. POST does not. This successful-completion code ends in all zeros. (For example, when the system board successfully completes testing, a 100 code is generated, while properly operating floppy-disk drives

give a 600 code.)

Audio error signals are also provided, making it possible to run complete diagnostics even when the monitor is dead. The order of the tests and screens that are supposed to appear are given in the *Guide to Operations* manual. However, this doesn't include a key to the audible signals. It's a good idea to run the diagnostics program before you suspect any problems and make appropriate notes about the meanings and occurrences of these signals in your manual.

If your monitor is not displaying anything and you must resort to the audio signals alone (see table 3), move slowly and cautiously. Pay extra attention to what happens and when. If you lose track or doubt what is happening for any reason, begin again.

FINDING THE MALFUNCTION

Tracking down a malfunction isn't as difficult as you might think. It requires little more than the process of elimination. Just where you begin your search depends on the symptoms. It is usually fairly obvious where to start looking. There are just so many problems that can occur and just so many causes for a particular malfunction.

The process of elimination begins with the simple and the most obvious and then moves in a step-by-step order to the more complex. For example, if your PC is completely dead, start from the outside and work in. Check the wall outlet; plug something else into that outlet, such as a lamp, or use a volt-ohmmeter (VOM) to test the outlet. And check for the obvious—is the plug properly inserted into the outlet?

Next, eliminate anything else outside the PC, including any switches. If your computer is plugged into a power strip or another external device, bypass it, and plug the machine directly into the outlet to see if the problem lies in that device. (The internal switch on the PC almost tests itself. If the fan is running, power is getting to the computer and the switch is good. If the fan *isn't* running, then power *isn't* getting to it, due to either a lack of

Table 2: Diagnostics program codes.

CODE	MEANING
02x _____	Power
1xx _____	System board
20x _____	RAM
xxxx _____	RAM
xx20x _____	RAM
30x _____	Keyboard
xx30x _____	Keyboard
4xx _____	Monochrome monitor
5xx _____	Color monitor
6xx _____	Disk drive
7xx _____	8087 math coprocessor
9xx _____	Printer adapter
11xx _____	Asynchronous communications
12xx _____	Asynchronous communications
13xx _____	Game adapter
14xx _____	Printer
15xx _____	SDLC communications
17xx _____	Hard-disk drive
18xx _____	Expansion chassis
20xx _____	BSC adapter
21xx _____	BSC adapter

Table 3: Diagnostics disk audio run-through.

1. Power is applied; cursor should blink during POST; *short beep*; program loads.
2. "Select an Option" screen (0—run diagnostics routines, 1—format disk, 2—copy disk, 9—exit to system disk); enter "0" for diagnostics routines.
3. "Installed Devices" screen; *beep*; enter "Y".
4. "Diagnostics Choices" screen (0—run tests one time, 1—run tests multiple times, 2—log utilities, 9—exit diagnostics); enter "0" or "1"; program now proceeds through tests for the system board and RAM, and there will be a delay of up to several minutes; this delay will be followed by a short beep.
5. "Typematic" (keyboard test) screen; press Enter; *short beep*.
6. "Display Attributes" screen; enter "Y"; *short beep*.
7. "Character Set" screen; enter "Y"; *short beep*.
8. "80x25" display; enter "Y"; *short beep*.
9. "40x25" display; enter "Y"; *short beep*.
10. "320x200 Graphics" display; enter "Y"; *short beep*.
11. "640x200 Graphics" display; enter "Y"; press any key eight times, *short beep*; enter "Y".
12. *Long beep—short beep* signals beginning of drive tests. Insert scratch disk in drive A; press Enter; drive LED will light and drive will grind; *two beeps*; enter "Y".
13. Repeat step 12 for each drive installed (*long beep, short beep, scratch in B, Enter, LED lights, grind, beep beep, enter "Y"*); ignore results on RAM drives.
14. Short delay and a single short beep signals the end of a completed cycle.

power or a faulty switch.)

After eliminating everything up to the power supply as the possible cause, try to find out if the problem is coming from the power supply or from somewhere else in the computer. You can do this best by testing the power supply outputs with a VOM. Or you can disconnect everything inside the PC, including all the circuit boards. If the power returns, you know that one of the connected devices caused the problem. Then connect the devices again, one at a time, until the power fails. (Be sure to shut off the power before removing or connecting anything!)

The same basic procedure applies to other malfunctions. Set up an either...or sequence. Find out what is *not* malfunctioning and then you'll know what is. For example, if a program fails to load, the problem is with either the disk drive or the program. If the drive is failing, the cause is probably either the drive itself or the circuit boards in the computer. (With disk-drive problems, you can swap drive A with drive B. If things begin to work again, you know that something is wrong with drive A. If not, then the problem lies with either the drive card or the system board.)

PROBABLE CAUSES

The single most common cause of computer malfunction is operator error. You may have accidentally kicked out the plug or turned the contrast or other controls on the monitor. Operator error is often the last thing suspected or checked. Checking for the obvious and possible operator errors are always the first steps to take in tracking down a malfunction. This is especially important if you've made some change to your system. Installation instructions and software documentation are notorious for being poorly written. It's easy to make a simple mistake.

For example, one PC owner upgraded his system with a new multi-function card that was fully populated with RAM. Off came the cabinet, and in went the board (after carefully following the instructions). However,

when he tried to use it, the PC locked up and refused to do anything but reboot—and then lock up again. His automatic response was to blame the new board, but after removing the board, his computer still didn't operate correctly.

What seemed to be a major computer malfunction turned out to be a

simple problem. When he added the new board, he brought the total number of COM ports to three. The PC handles only two. With that third port installed, the PC no longer knew what to do and locked up. During installation he had changed the switch settings on the system board. When

(continued)

Lattice® Products Are Your Best Investment

Lattice TopView Toolbasket—Provides more than 70 functions that eliminate the need for extensive use of assembly language when interfacing with TopView. Includes functions to control window, cursor, pointer, and printer operations. Also provides access to cut-and-paste facility and debugging services. **\$250.00**

LMK™—Automated product generation utility for MS-DOS, similar to UNIX "Make". **\$195.00**

C-Sprite™—Symbolic debugger for programs written in Lattice C or assembly language. **\$175.00**

C Compilers—MS-DOS and PC-DOS—The industry standard. **\$500.00**

Panel—High performance screen design and screen management system. Available for MS-DOS, PC-DOS, and UNIX systems. **\$295.00**

dBC II™ or dBC III™—C function libraries supporting indexed files that are compatible with dBASE II® or dBASE III™. **\$250.00**

C-Food Smorgasbord™ **\$150.00**
—Includes a BCD decimal arithmetic package, I/O functions, IBM-PC BIOS interface, terminal independence package, plus many other utility functions.

Text Management Utilities—(GREP/DIFF/ED/WC/EXTRACT/BUILD) Essential programming and documentation aids in an environment. **\$120.00**

With Lattice published products you get "Lattice Service" including telephone support, free updates during the warranty period, notice of new products and enhancements when you register, and a money-back guarantee. Corporate site license agreements are available.

Call us today for further information on these, or our many other C programs, utilities, and tools!



Lattice, Inc.
P.O. Box 3072
Glen Ellyn, IL 60138
Phone (312) 858-7950
TWX 910-291-2190

We practice portability.

International Sales Offices

Benelux: De Vooght. Phone (32) 2-720.91.28.

England: Roundhill. Phone: (0672) 54675

Japan: Lifeboat, Inc. Phone: (03) 283-7741

the expansion board was removed, the switch settings still indicated the additional RAM. When it wasn't there, the PC generated an error. All he had to do to "fix" his PC was to change a switch block on the new board to disable one of the COM ports.

Once you've eliminated operator error, check the software. Many errors

are brought on by not completely understanding how to use your software. The more complex and powerful a program, the more likely you are to make a mistake along the way. Even a complete software crash isn't necessarily a software problem. According to Verbatim Corporation of Sunnyvale, California, at least 80 percent of

all software and disk failures are directly due to fingerprints on the disks.

Then there are the bugs that manufacturers almost invariably miss. A program may work just fine in its primary form, but when you try a new feature, it doesn't react the way you expect. This may be a manufacturer's bug, but it may also be another operator error, caused by the operator not fully understanding how to use the new feature.

Once you have eliminated operator and software errors, you can concentrate on the PC itself. Suspect the mechanical devices before the electronics. Anything that moves is prone to wear. A drive failure is more common than a chip failure. (Failure to load programs can be as simple as a broken or improperly closed disk-drive door.)

SUMMARY

Computer malfunctions are relatively rare. Despite the fact that computers seem to be complex, a computer with the power of the IBM PC is actually much less complicated than a portable television set. There just isn't much that *can* malfunction. When something does go wrong, it is most likely to be caused by: first, operator error; second, software error; third, mechanical problems; and last, the electronics. By using the process of elimination, you can usually track down the source of the trouble fairly quickly.

POST and the IBM PC's diagnostics disk can help you pinpoint the causes of many malfunctions. However, there are times when neither of these will run. Normally, this indicates a more serious malfunction. (It can also mean that nothing at all is wrong.) There are also times when these diagnostic aids won't be able to find the cause of the problem. Then, when all else has failed, you may need to call a repairman.


The most important point I can make is this: Realize that you *can* find and fix most malfunctions if you move carefully and thoughtfully—one step at a time. ■

Earth Computers New, Low Cost P.C. Add-In's

A.T. Performance For Your P.C.


- 8 MHz, 80286
- 512K RAM (Expandable to 2 MB)
- Works in all P.C. compatibles
- Transparent to DOS & applications
- Occupies one card slot
- Switch for 8088
- Socket for optional 80287
- Only \$995 (substantial reseller discounts)

Get up to five times the performance on your IBM™ P.C., X.T. or compatible (depending on the application) with the new TurboAccel-286™ board. TurboAccel-286 is super fast when compared to the 8086 designs and it is totally software transparent unlike the Orchid™ 80186.



Lightning Fast CP/M™ For Your P.C., A.T., And Others

- 8 MHz, Z-80H (fastest CP/M coprocessor available)
- 128K RAM
- Two RS-232 ports
- Up to 16 users per P.C. (true multi-user support)
- Runs on the P.C., A.T., AT&T 6300 and other compatibles
- Runs over 2000 CP/M programs
- Includes CP/M emulator and Microsoft compatible assembler
- Low \$495 price (substantial reseller discounts)



Now you can run over 2000 CP/M programs, lightning fast, on your P.C. with TurboSlave-P.C. The board contains a high performance 8 MHz, Z-80H coprocessor and 128K RAM memory for the P.C., A.T., AT&T 6300 and other compatibles. Also included with TurboSlave is a free CP/M emulator and S.L.R. Systems Z-80 Microsoft compatible assembler.

Up to 16 TurboSlaves can be connected to a single P.C. for true multi-user compatibility when using the optional TurboDOS operating system.

To order TurboAccel-286 or TurboSlave-P.C., call or write:



EARTH COMPUTERS

Dept. MJ-2 • P.O. Box 8067
Fountain Valley, CA 92728 • (714) 964-5784
Telex #910 997 6120 EARTH FV

Z-80H is a trademark of Zilog Inc., TurboDOS is a trademark of Software 2000 Inc., CP/M is a trademark of Digital Research Inc., IBM is a trademark of International Business Machines Corp., Orchid is a trademark of Orchid Technology

Inquiry 50 for End-Users.
Inquiry 51 for DEALERS ONLY.

IBM PC FAMILY BIOS COMPARISON

BIOS vectors for the PC and its relatives



BY JON SHIELL AND JOHN MARKOFF

IBM'S PERSONAL COMPUTER has grown into an impressive family of related machines. In addition to the original system, there are the PC XT, XT/370, 3270 PC, Portable PC, PCjr, PC AT, and AT/370, as well as several industrial and military versions of the XT.

As the PC family has grown there have been additions and deletions to the basic hardware of the machines. This article and the accompanying tables 1, 2, and 3 compare the various BIOS (basic input/output system) features of the PC-family machines. If you wish to program on one specific machine, these tables can assist you in determining which functions can be used across all machines in the family.

The purpose of the BIOS is to present a common interface to programs, be they application programs or operating systems, to minimize the amount of code that must be rewritten between machines. The BIOS allows the programmer to isolate hardware dependency to a single set of primitive routines. The BIOS permits portability and compatibility between different hardware environments. At the same time, almost all of the speed and control of direct hardware access is retained.

The BIOS is made up of the code/programs that provide the device-level control for the major I/O devices in the system. In the IBM PC family the BIOS is contained in ROM (read-only memory) on the system board, along with cassette BASIC and a set of routines (called POST for "power-on self-test") that check out the machine when it is turned on.

The BIOS creates hardware independence by providing a level of indirection and separation from the

hardware. For example, when using a BIOS call to send a character to a printer, the programmer doesn't need to know what the I/O address of the printer port is or how to control it.

The BIOS is normally invoked via a set of interrupts that are vectored into various BIOS entry points. Other interrupt vectors are used to service hardware interrupts, such as "disk operation finished." In practical terms, the software invokes the BIOS by loading the appropriate registers in the microprocessor and issuing an INT instruction. For example:

```
MOV AH,0 ; Load AH with the
          ; BIOS function code
          ; for "print the charac-
          ; ter in register AL"
MOV AL,'B' ; Character to be
           ; printed, in this case a
           ; "B"
MOV DX,0 ; Print it on LPT1
         ; (printer number
         ; minus 1)
INT 17 ; Printer BIOS entry
       ; interrupt
```

The INT (or software interrupt) instruction transfers control of the microprocessor to the routine whose address is in the 4-byte interrupt vector for this interrupt. There are 256 interrupts in the 808x microprocessor family; the first 128 are used by the BIOS and the operating system, the other 128 by BASIC. These 256 addresses are arranged in table form in the first 1K byte of memory, where bytes 0 to 3 are for INT 0 and bytes 3FC to 3FF are for INT FF (addresses and interrupts are in hexadecimal).

The BIOS is extensible. When the POST routines perform their start-up diagnostics, they scan the ROM ad-

dress space for "add-on" routines that install themselves. An example of this extension is the IBM Enhanced Graphics Adapter, which extends the video interrupt INT 10 as indicated in table 1.

To install itself as a BIOS extension, a routine

1. Copies the current interrupt pointer into your routine.
2. Disables interrupts.
3. Replaces current interrupt pointer with the entry address of your routine.
4. Reenables interrupts.

If the routine is installed after DOS, the DOS functions 35 (get interrupt vector) and 25 (set interrupt vector) can be used.

The rule for BIOS entries is one software interrupt per device. Additionally, there may be one or more hardware entries and one or more entries that point to tables or blocks of data used by the device driver. The interrupt vectors used as pointers to data instead of code allow easy alteration of the environment, such as changing the character set displayed for 80 to FF by the Color Graphics Adapter.

According to IBM, the only time you can safely bypass the BIOS is when you access the following:

- I/O port 21: Interrupt mask registers.
- 61: Sound control.
- 40,41,42: Timer/counter. (Note:

(continued)

Jon Shiell is a systems architect and micro-programmer. He can be reached at POB 61195, Sunnyvale, CA 94088.

John Markoff, a technology writer for the San Francisco Examiner, is a former BYTE editor. He can be reached at 110 Fifth St., San Francisco, CA 94123.

BIOS COMPARISON

Table 1: The ROM BIOS vectors for the IBM PC family.

Interrupt	Function Code	PC	PC XT	PCjr	PC AT	BIOS Ext.	Comments
0	n/a	y	y	y	y		divide-by-zero trap
1	n/a	y	y	y	y		single-step mode (used by Debug)
2 NMI	n/u	y	y		y		parity-check routine also coprocessor interrupt
	n/u	n	n	y	n		keyboard-interrupt routine (keyboard has data ready)
3	n/a	y	y	y	y		breakpoint (used by Debug)
4	n/a	y	y	y	y		overflow trap
5	n/a	y	y	y	y		print-screen function uses address 50:0 for status
		y	y	y	y		
6	n/u						reserved
7	n/u						reserved
8	n/a	y	y	y	y		timer-interrupt handler
9	n/a	y	y	y	y		keyboard-interrupt handler
A	n/a	n	n	n	n	ega	vertical retrace interrupt
B	n/a	y	y	y	y		communications controller (e.g., serial port) hardware entry
C	n/a	y	y	y	y		communications controller (e.g., serial port) hardware entry
D	n/a	y	y	y	y		alternate printer (PC AT's 80287 interrupts first come in here)
E	n/a	y	y	y	y		disk-controller interrupt entry
F	n/a						reserved
10 video I/O	0	y	y	ye	y	ega	set CRT mode
	1	y	y	y	y		set cursor type
	2	y	y	y	y		set cursor position
	3	y	y	y	y		read cursor position
	4	y	y	y	y		read light-pen position
	5	y	y	ye	y		select active display page
	6	y	y	y	y		scroll active page up
	7	y	y	y	y		scroll active page down
	8	y	y	y	y		read attribute/character at current cursor position
	9	y	y	y	y		write attribute/character at current cursor position
	10	y	y	ye	y		write character only at current cursor position
	11	y	y	ye	y		set color palette
	12	y	y	y	y		write dot
	13	y	y	y	y		read dot
	14	y	y	y	y		teletypewrite to active page
	15	y	y	y	y		return current video state
	16	n	n	y	n	ega	set palette registers

BIOS COMPARISON

Interrupt	Function Code	PC	PC XT	PCjr	PC AT	BIOS Ext.	Comments
10 (continued)	17	n	n	n	n	ega	character-generator routine
	18	n	n	n	n	ega	alternate select
	19	n	n	n	y	ega	write string (with optional attributes)
	FE	n	n	n	n	tv	get screen buffer address (text mode only)
	FF	n	n	n	n	tv	update real display (text mode only)
11	n/u	y	y	y	y		equipment determination, returns status of optional equipment
		y	y	y	y		uses BIOS data area: EQUIP_FLAG
12	n/u	y	y	y	y		memory-size determination, returns amount of memory in the system
13 floppy disk	0	y	y	y	y		reset disk system
	1	y	y	y	y		read status of last operation
	2	y	y	y	y		read sectors into memory
	3	y	y	y	y		write sectors from memory
	4	y	y	y	y		verify sectors
	5	y	y	y	y		format a track
	15	n	n	n	y		read disk type (none, disk no change line, disk, hard disk)
	16	n	n	n	y		disk change status
	17	n	n	n	y		set disk type for format
	n/a	y	y	y	y		uses BIOS data area DISK_POINTER
n/a	n	n	n	y		uses disk 'state machine' at 40:90 to 95	
13 hard disk	n/u		y		y		not used by PC or PCjr
	0		y		y		reset disk system
	1		y		y		read status of last disk operation
	2		y		y		read sectors into memory
	3		y		y		write sectors from memory
	4		y		y		verify sectors
	5		y		y		format a track
	6		y		n/u		format a track and set bad-sector flags
	7		y		n/u		format the drive starting at the desired track
	8		y		y		return the current drive parameters
	9		y		y		initialize drive-pair character (INT 41 used by XT, 41 and 46 by AT)
	0A			y		y	read long
	0B			y		y	write long
	0C			y		y	seek to desired track
	0D			y		y	alternate disk reset
	0E			y		n/u	read sector buffer
	0F			y		n/u	write sector buffer
10			y		y	test drive ready	
11			y		y	recalibrate	
12			y		n/u	controller RAM diagnostic	
13			y		n/u	drive diagnostic	
14			y		y	controller internal diagnostic	
15			n	n	y	read disk type (none, disk no change line, disk, hard disk)	
14 RS232 I/O	0	y	y	y	y		initialize communications port
	1	y	y	y	y		send a character
	2	y	y	y	y		receive a character
	3	y	y	y	y		get port status

(continued)

BIOS COMPARISON

Interrupt	Function Code	PC	PC XT	PCjr	PC AT	BIOS Ext.	Comments
14 (continued)	n/a	y	y	y	y		uses BIOS data areas RS232__BASE (0:3) space for four ports but BIOS supports only two RS232__TIM__OUT
15	n/u		y				cassette I/O and advanced functions not used on PC XT
	0	y	n	y	n/u		turn cassette motor on
	1	y	n	y	n/u		turn cassette motor off
	2	y	n		n/u		read from cassette
	3	y	n	y	n/u		write to cassette
	20	n	n	n	y		AL = 10, setup of SYSREQ routine*
		n	n	n	y		AL = 11, completion of SYSREQ function*
	80	n	n	n	y		device open*
	81	n	n	n	y		device close*
	82	n	n	n	y		program termination*
	83	n	n	n	y		event wait
	84	n	n	n	y		joystick support
	85	n	n	n	y		AL = 0, system-request key has been pressed*
		n	n	n	y		AL = 1, system-request key has been released*
	86	n	n	n	y		wait (for N microseconds)
	87	n	n	n	y		move block of memory (can move to and from extended memory)
	88	n	n	n	y		return amount of memory above 1 megabyte
	89	n	n	n	y		switch processor to virtual mode
	90	n	n	n	y		device-busy loop*
	91	n	n	n	y		interrupt complete flag set*
16 keyboard	0	y	y	y	y		read next ASCII character
	1	y	y	y	y		set Z flag if buffer not empty
	2	y	y	y	y		read shift status
	3	n	n	y	n		set Typematic rates
	4	n	n	y	n		turn on/off keyboard click
17 printer	0	y	y	y	y		print a character
	1	y	y	y	y		initialize printer port
	2	y	y	y	y		return printer-port status
	n/a						uses BIOS data areas
		y	y	y	y		PRINTER__BASE (0:2) space for three printers
		y	y	y	y		PRINTER__TIM__OUT
18 ROM BASIC	n/a	y	y		y		points to resident BASIC
19	n/a	y					bootstrap loader, IPL the system from a disk
	n/a		y		y		bootstrap loader, IPL the system from a disk or hard disk
	n/a			y			bootstrap loader, IPL the system from a disk or cartridge
1A time of day	0	y	y	y	y		read current clock setting
	1	y	y	y	y		set the current clock
	2	n	n	n	y		read the real-time clock
	3	n	n	n	y		set date from real-time clock
	4	n	n	n	y		read date from real-time clock
	5	n	n	n	y		set date into real-time clock

BIOS COMPARISON

Interrupt	Function Code	PC	PC XT	PCjr	PC AT	BIOS Ext.	Comments
1A (continued)	6	n	n	n	y		set the alarm (24-hour maximum, goes off and causes an INT 4A) reset the alarm set up sound multiplexer
& sound select	7	n	n	n	y		
	80	n	n	y	n		
1B	n/u	y	y	y	y		keyboard break address
1C	n/u	y	y	y	y		timer tick
1D	n/u	y	y	y	y		video parameters for 6845 initialization
1E	n/u	y	y	y	y		disk parameters
1F	n/u	y	y	y	y		graphics character extension for 320 (and 640) by 200 mode color graphics adapter
20-3F							DOS functions
40	n/u	n	y	n	y		pointer to disk BIOS entry
41	n/u	n	y	n	y		pointer to first hard disk, parameter block
42	n/u	n	n	n	n	ega	pointer to screen BIOS entry
43	n/u	n	n	n	n	ega	pointer to EGA initializing parameters
44	n/u	n	n	y	n	ega	pointer to EGA graphics-character table (also PCjr)
45	n/u						reserved
46	n/u	n	n	n	y		pointer to second hard disk, parameter block
47	n/u						reserved
48	n/u	n	n	y	n		cordless-keyboard translation
49	n/u	n	n	y	n		nonkeyboard scan-code translation-table address
4A-59	n/u						reserved
5A	n/u					clu	cluster-adaptor BIOS entry address
5B	n/u						reserved
5C		n	n	n	n	net	IBM PC Network NETBIOS entry point
5D-5F	n/u						reserved
60-67	n/u						reserved for user program interrupts
68-6F	n/u						not used
70	n/u	n	n	n	y		IRQ 8, real-time clock interrupt

(continued)

Interrupt	Function Code	PC	PC XT	PCjr	PC AT	BIOS Ext.	Comments
71	n/u	n	n	n	y		IRQ 9, redirected to IRQ 2
72	n/u	n	n	n	y		IRQ 10
73	n/u	n	n	n	y		IRQ 11
74	n/u	n	n	n	y		IRQ 12
75	n/u	n	n	n	y		IRQ 13, coprocessor, BIOS redirect to NMI interrupt (INT 2)
76	n/u	n	n	n	y		IRQ 14, hard-disk controller
77	n/u	n	n	n	y		IRQ 15
78-7F							not used
80-85							reserved by BASIC
86-F0							used by BASIC when the BASIC interpreter is running
F1-FF							not used

Notes on the table:

All PC AT interrupts are valid for real mode only.
 The XT/370 and 3270 PC both use the PC XT BIOS.
 The AT/370 uses the PC AT BIOS.

- tv TopView function.
- clu Cluster adapter.
- ega Enhanced Graphics Adapter function.
- net IBM PC Network, NETBIOS function.
- n/a Not applicable.
- n/u Not used.
- n Not supported.
- y Supported.
- ye Supports a superset.
- * These INT 15 functions are just operating-system hooks; they perform no BIOS functions.

The Typematic rate of the PC AT keyboard is programmable, but no explicit BIOS support is provided. Also, the AT's keyboard has an internal 16-key buffer.

When a hard disk is present the INT 13 disk interrupt is rerouted to INT 40, and INT 13 points to the hard-disk BIOS.

When the NETBIOS is installed, interrupts 13 and 17 are interrupted by the NETBIOS; interrupt 18 is moved to INT 86 and one of INT 2 or 3 is used by the NETBIOS. Also, the NETBIOS extends the interrupt 15 WAIT and POST functions.

BIOS extension addresses

C0000-C3FFF	16K	EGA BIOS
C4000-C5FFF		
C6000-C63FF	256 bytes	Professional Graphics Display communication area
C6400-C7FFF		
C8000-CBFFF	16K	hard-disk BIOS
CC000-CDFFF	8K	IBM PC Network NETBIOS
CE000-CFFFF		
D0000-D7FFF	32K	cluster-adapter BIOS
D8000-DBFFF		
DC000-DFFFF		
E0000-E3FFF		
E4000-E7FFF		
E8000-EBFFF		
EC000-EFFFF		
F0000-FFFFF	64K	ROM BASIC and "simple" BIOS

INT 15 functions

WAIT function (A=90): can be used by the operating-system task dispatcher to dispatch another task while the current task waits for its I/O operation to finish. This is the most efficient form of multitasking.

POST function (A=91): I/O operation complete, which can be used to inform the operating-system task dispatcher that an I/O operation for a waiting task has been completed, and the task should now be moved to the ready queue.

Table 2: Hardware interrupts for the IBM PC family of computers.

Hardware-Interrupt Request Line	PC and PC XT	PCjr	PC AT
NMI	Parity Errors	Keyboard Interrupt	Parity Errors
IRQ 0	timer	timer-clock interrupt	timer output 0
IRQ 1	keyboard	I/O channel (reserved)	keyboard (buffer full)
IRQ 2	reserved	I/O channel	cascade for 8 to 15
IRQ 3	serial port 2	asynchronous port (RS-232C)	serial port 2
IRQ 4	serial port 1	modem	serial port 1
IRQ 5	hard disk (not on PC)	display vertical retrace	parallel port 2
IRQ 6	floppy-disk control	floppy disk	floppy-disk control
IRQ 7	parallel port 1	I/O channel (parallel printer)	parallel port 1
IRQ 8	Interrupts 8 through 15 are not available on the PC, PC XT, or PCjr		real-time clock
IRQ 9			redirected to IRQ 2
IRQ 10			reserved
IRQ 11			reserved
IRQ 12			reserved
IRQ 13			coprocessor
IRQ 14			hard-disk controller
IRQ 15			reserved

NOTE: IRQ 3 and 4 may be used by SDLC (synchronous data-link control) or bisynchronous communication cards instead of serial ports.

Table 3: IBM PC DOS interrupts used by the IBM PC Network program.

Interrupt	Code	Function	Subfunction	Comments	
21	3D	44	n/u	open file with sharing specified	
			09	IOCTL, is device redirected?	
			0A	IOCTL, is handle local or remote?	
			0B	IOCTL, change sharing retry count	
	59	n/u	n/u	get extended error (additional errors added)	
	5A	n/u	n/u	create temporary file with unique name	
	5B	5C	n/u	create new file	
			00	lock byte range	
	5E	5F	01	unlock byte range	
			00	get machine name	
	2A	00	01	00	set up printer-control string
				02	get assign-list entry
03				redirect device to net	
04				cancel redirection	
2F	BB	00	00	check to see if network BIOS is installed	
			01	execute NETBIOS request	
			02	set net printer mode	
			03	get device-shared status	
2F	BB	00	03	net command installation check	
			03	get server POST address	
			04	set server POST address	

Don't change port 41.)
Timer frequency will remain fixed at 1.19 MHz.

• 201: Game control adapter. (Note: Use the timer for delays.)

Concerning absolute memory locations, note the following: For interrupt vectors (0:0 to 3FF), functions will be added but no functions will be redefined. For the video-display buffers (B000:0 and B800:0), the display memory maps will not change for a given video BIOS mode of operation. If the bit map is altered, a new mode will be defined to support it. For ROM BIOS data areas (starting at 40:0), variables will retain their current definitions as long as the corresponding functions are defined—don't count on these! ■

C *Low power* Complete hard disk kit \$395

Comes complete with virtually the identical controller that's in the IBM® XT, and Xerox® warranties the hard disk for one year

Guaranteed 100 percent IBM PC compatible

How can we offer this fantastic price? Simple. We buy in such volume that even the most avicious hard disk businessmen understand they have to give us the best price possible. We could pocket the difference, but we don't.

Instead, we put the extra profit into our testing facilities. That's why Xerox guarantees our \$395 10 megabyte hard disk for one year.

Xerox knows, as our customers know, that we have an extensive testing program. Here is what we contribute toward giving you the maximum hard disk performance.

Best Drives Available

First, we buy the best drives available. Sounds trite, doesn't it? I mean, a drive's a drive—right? Hardly. You should see some of the junk we get in our labs. Some have such high failure rates that we even questioned our own \$10,000 hard disk tester. But when we tested other manufacturers' drives we were assured that our equipment was fine, which just confirmed that the bad hard disks were not only bad—they were real bad.

But that's just the weeding out process. We then take each drive that we've put through our tester and test it again with the controller you've requested. We call this a "tested pair."

DOS Doesn't Do It

In case you're thinking that all

this is an unnecessary duplication of what DOS does for you, let me explain the disk facts of life.

If DOS did what you may think it is supposed to do when you format the disk, DOS would map around these bad areas. Unfortunately, DOS doesn't do this.

DOS 2.0 and 2.1 can't enter the bad tracks. DOS 3.0 can, but only on the IBM AT. Unfortunately, as the press has so well documented, the AT's hard disk develops bad tracks later on.

We do what DOS can't

We believe the problem is so bad, we use a software program that performs a powerful test of your disk drive on all of the IBM or IBM compatible computers—PCs, XTs, and ATs. Our format takes hours to analyze the disk. But when we finish, you know that the bad tracks are really mapped out so you won't write good data that will disappear into a black hole. We even send you a printed statement of our test results.

Our software allows you to type in the bad track locations from the list supplied by the manufacturers, so you'll never write good data to them—even if DOS didn't identify them as bad. The software even lets you save the location of these bad sections to a file, so that you can reformat your disk without spending hours retesting.

We even include a program that will give you continuous comments on the status of your hard disk. No more waiting for that catastrophic failure.

Average Access Time

As you might suspect, some hard disks are faster than others in their ability to move from one track of data to another. The time it takes the hard disk to move one-half way between the beginning of the disk to the end is called the "average access time."

The first generation of 10 megabyte hard disks had average access times of 80-85 milliseconds (msec). But computer users love speed, and guess what—the average access time for the new 20 megabyte hard disk in the IBM AT is only 40 msec. (We sell an AT equivalent with only 30 msec access time!)

There are some legitimate reasons for the shorter access time. It's particularly helpful when there are multiple users on the same hard disk. It's also important when running a compiler. But remember, before you get too wrapped up in the access speed, there's always that ST 506 interface which won't let data transfer from the hard disk to the computer any faster than 5 megabits/second. We've bypassed that choke hole, too. If you want the functional equivalent of a Ferrari with a turbocharger, order our 10 Mbit per second 100

Compatibility

To be sure that your hard disk is 100 percent compatible with the IBM XT you don't need to buy the same hard disk that's in the XT. You can't even be sure what brand hard disk it is because IBM, like Express Systems, goes into the marketplace and buys hard disks from several vendors. However, they buy their XT hard disk controller from only one vendor—the same one we do.

You can buy the IBM XT controller from IBM for \$495 or you can buy from us, the functional equivalent, manufactured by the same company that makes it for IBM for only \$195. Is it the exactly identical IBM XT controller? No, it's better. First, it takes less power, and secondly, it can control from 5 to 32 megabytes—the IBM controller can work with only 10 megabytes. It is 100 percent IBM XT compatible, and 100 percent is 100 percent. If you want to save a slot, we carry a version that lets you operate two hard disks and two floppy disk drives.

More than 32 Megabytes

You can operate with more than 32 megabytes (the limit of DOS) through the use of "device drivers." Express Systems can supply you with device drivers for our hard disks for over 32 megabytes formatted. But, if you don't have individual files, or databases that are large, you might want to consider one of our controllers that can divide our 65 megabyte (formatted) hard disk into two equal volumes of 32 megabytes each.

Reliability

We offer you a choice between iron oxide and plated media—the stuff that covers the hard disk and gives it its magnetic properties. Iron oxide is, well, it's rust. If you inadvertently joust your disk, you may cause the low flying head to dig out some iron oxide. A little rust flake can ruin your whole day. Plated media is more resistant to damage, and if it happens, less data is lost.

We offer both types of hard disks. The iron oxide is older



technology, and quite frankly, manufacturers understand it better. Their better understanding, combined with some of the special head locking mechanisms, gives us peace of mind when we sell you one.

Power

Hard disks consume power. Our small, half-high hard disks consume so little power that you can use them with your existing IBM PC power supply. If you plan to use lots of slots, you'll want to increase your power supply to be safe. We offer the same amount of power for your PC that comes in the XT.

Our Customers

Some folks just never feel comfortable buying mail order. They forget that Sears began as a mail order house or that IBM is now into mail order. But, if it helps, here is a *partial* list of customers who have felt comfortable to buy from us.

- | | |
|------------------|-----------|
| IBM | Sears |
| American Express | Honeywell |
| U.S. Army | MIT |
| AT&T (Bell Labs) | RCA |
| Bausch & Lomb | Lockheed |
| Xerox | Sperry |

Easy to Install

If you're like most of us, raised on the boob tube rather than the Great Books, you'd rather see the movie than read the book. Well, now you can choose to read our installation manual or for only \$9.95 more, you can get a VHS or Beta video cassette showing the simple steps for installation.



Warranty

We offer you a one year warranty on our hard disks—the same as IBM on the AT and 90 days on the tape drives. (It's all the manufacturer gives us.) If



Complete Hard Disk Kits

Formatted MB	Height	Plated Media	Average Access	Transfer Rate	PC or PC/XT	AT
10	1/2	no	85 msec	5 Mbits/s	\$ 395	\$ N/A
10	1/2	yes	85 msec	5 Mbits/s	\$ 495	\$ N/A
21	1/2	yes	85 msec	5 Mbits/s	\$ 795	\$ 595
21	Full	no	30 msec	5 Mbits/s	\$ 1,535	\$ 1,340
32	1/2	yes	85 msec	5 Mbits/s	\$ 995	\$ 795
32	Full	no	30 msec	5 Mbits/s	\$ 1,775	\$ 1,575
65	Full	no	30 msec	5 Mbits/s	\$ 2,295	\$ 2,070
100	Full	yes	18 msec	10 Mbits/s	\$ 4,995	\$ 4,995

Removable Hard Disk

10	1/2	no	90 msec	5 Mbits/s	\$ 1,095	N/A
----	-----	----	---------	-----------	----------	-----

Tape Systems and Subsystems

Formatted Storage Capacity	Height	Data Transfer Rate (k/sec)	PC or PC/XT	AT
60 Mbytes	1/2	88	\$ 995	\$ 995
60 Mbytes Subsystem		88	\$ 1,295	\$ 1,295
21 Mbytes (unformatted) Start/stop Subsystem		24	\$ 595	\$ 595
26 Mbytes Floppy Tape® Subsystem		31	\$ 749	\$ 749

Controllers

All of our hard disk and tape controllers are available separately: Please call for prices.

Subsystem Chassis

Any of our disk or tape units are available in an external subsystem for an additional \$250.00. You can mix & match any of our 1/2 high hard disks or tape drives together or add any single full height hard disk.

Tape Cartridges

Express Certified 555 foot 310 Hci 1/4-inch Data Cartridge **\$35.00**

Power Supply

130 Watt Power supply **\$75.00***
 150 Watt Power supply **\$125.00**

*with the purchase of any drive

More questions?

Because we spend so much attention on the front end with ensuring that our disks will arrive in working order, we have a customer service department that, unlike many of our competitors, has little to do. When you need us, you won't get a constant busy signal.

Call our friendly, knowledgeable customer service staff to get answers to your questions—before or after the sale. Our people, who know the PC, can talk you through the sticky parts, and they'll respond to you quickly. Just call us.

How to order

Pick up the telephone and call 1-800-341-7549, to order. We accept Master Card, VISA, American Express and Diners Club. Or send a cashier's check or



money order (We'll take a check, but you'll have to wait for it to clear) and tell us if you want one of our recommended configurations or you want to mix and match yourself. Corporations with a DUNS number may send purchase orders for quantities over five.

Comes complete

All Express Systems products come complete with the appropriate software, tape and/or hard disk controllers, and cables where required. Hard disks are formatted and tested with the PC DOS of your choice. All drive sizes are formatted capacities.


If your application requires a stacking kit, power splitter cables, daisy chain cable, or some other variation, we'll supply these items at a nominal charge. We even ship our hard disks with Command Assist™ an on-line DOS-like manual to give you help with your DOS commands.



Call Toll Free 1-800-341-7549 Ext. 1600
In Illinois call (312) 882-7733 Ext. 1600

Express Systems, Inc., 1254 Remington, Schaumburg, IL 60195

Inquiry 58





Race ahead with FastStart, the only tutorial that works with your application software. FastStart allows you to use information management software like Lotus 1-2-3™, dBase™, and REFLEX™ instantly. Which means that the minute you start learning, you start producing. So, if you've never had the time to learn the software that you need to know, order FastStart.



800/421-0833, ext. 288. In California, 800/662-6222. P.O. Box 641, Del Mar, California 92014

dBase II and III are trademarks of Ashton-Tate. Lotus 1-2-3 is a trademark of Lotus Development Corporation. MS DOS is a trademark of Microsoft Corporation. REFLEX is a trademark of Analytica Corporation.

Inquiry 124 for End-Users. Inquiry 125 for DEALERS ONLY.

Please send me the software I've checked.

- FastStart Lotus 1-2-3 \$79.95
- FastStart dBase II \$64.95
- FastStart dBase III \$69.95
- FastStart REFLEX \$69.95
- FastStart DOS (2.0 or 2.1) \$59.95
- Send me your catalog of computer-based training products.
- Bill me. My PO# is _____

Charge my VISA Mastercard*

CARD # _____

* MASTERCARD BANK # _____

EXP. DATE _____

SIGNATURE _____

DATE _____

NAME _____

TITLE/DEPT _____

ORGANIZATION (no abbreviations, please) _____

STREET ADDRESS (no P.O. boxes, please) _____

CITY _____ STATE _____ ZIP _____

PHONE (_____) _____

85/2213

DEVICE-INDEPENDENT GRAPHICS

Writing software for the IBM Enhanced Graphics Adapter using the Virtual Device Interface



BY THOMAS B. CLARKSON III

WHEN IBM'S Enhanced Graphics Adapter (EGA) was introduced just short of a year ago, a fair amount of anticipation was generated among IBM PC programmers and end users who relished the prospects of another speedy, feature-bangled accessory for their souped-up PCs and ATs. However, anticipation turned to frustration as programmers settled down to develop applications for the new wonder; the board was extremely complex and quite different from previous IBM graphics-adapter boards such as the Color Graphics Adapter (CGA).

Application developers addressing the EGA have two choices: program the hardware directly or program to the Virtual Device Interface (VDI) provided by IBM in its Personal Computer Graphics Development Toolkit.

Programming the EGA directly has two areas of difficulty—a long development cycle and limited portability of applications—but one perceived advantage: fast execution speed.

Conversely, programming the EGA via the VDI has two big advantages—a very short development cycle and universal portability of applications—but one perceived disadvantage: slower execution speeds, relative to the direct-hardware approach.

This article describes VDI programming techniques and points out the advantages to be gained from programming the EGA with the VDI rather than directly to the hardware with conventional graphics programming techniques.

First, let's take a look at programming the EGA directly.

The Enhanced Graphics Adapter is

an advanced graphics controller card that supports resolution as high as 720 by 350 pixels on monochrome monitors and as high as 640 by 350 pixels on color monitors. Text and graphic images are greatly improved over their appearance on the CGA.

While it delivers high image quality, the EGA can cause programming difficulty. Specific challenges presented by the EGA include

- Board complexity
- Mode/RAM/monitor variability
- Indirect access to bit-map memory
- Write-only registers

BOARD COMPLEXITY

The EGA is an extremely complex collection of silicon. It contains 52 VLSI (very-large-scale integration) circuits and a very complex register structure. A large number of instructions must be issued and coordinated for every graphics operation.

For this reason, it's practically impossible to exhaustively document every register combination for the EGA, leaving the programmer no choice but to take a trial-and-error approach. The EGA *Technical Reference Manual* contains descriptions of the registers but tells nothing of how they interact, what combinations produce what effects, etc.

MODE/RAM/MONITOR VARIABILITY

The EGA can be operated in 17 modes and four RAM (random-access read/write memory) configurations on three different IBM monitors. In order to run, a program must be written to a specific mode/RAM/monitor combination and then cannot run on any

other mode/RAM/monitor combination without changes.

Faced with this proliferation of boards within a board, in addressing the hardware directly you have two choices: You can invest a tremendous amount of development time and address every possible mode/RAM/monitor configuration, or you can choose a subset of EGA mode/RAM/monitor configurations.

INDIRECT ACCESS TO BIT-MAP MEMORY

Access to the EGA's bit-map memory is indirect, with different access modes provided by different EGA register settings. These various bit-map memory-access modes provide a spectrum of mechanisms for optimally implementing bottom-level graphics primitives. For example, line drawing is best done in DX writing mode (10 in the Write Mode field of the Mode register), but copying rectangles of pixels from off-screen bit maps to the screen bit map is best done in processor data mode (00 in the Write Mode register). Both differ substantially from the direct bit-map access familiar to CGA programmers. DX mode provides a means of writing all planes with particular colors at once, and processor data mode lets you read and write each plane individually. There is no way that a programmer can directly read all bits of a given pixel in the EGA, as you can

(continued)

Thomas B. Clarkson III (GSS, 9590 Southwest Gemini Dr., Beaverton, OR 97005) is chairman and CEO of GSS, developer of IBM's Personal Computer Graphics Development Toolkit and Professional Graphics Series.

Try It. Then Buy It. PC-Write.™

A fast, full-featured word processing package for the unbelievable price of \$10. Complete. You get a manual on disk, mail merge, split screen, keyboard macros, on-screen formatting, full printer support, and more.

Try *PC-Write* for \$10. Then register for \$75 to get:

- latest diskette
- printed manual
- two updates
- phone support
- newsletter

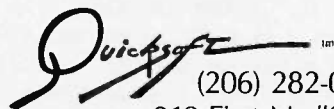
Registration supports our "shareware" concept that keeps our prices low, and allows our development of *PC-Write* enhancements.

Shareware means you can get *PC-Write* from a friend or user group to try, and give away copies yourself. Then register if you like it. No risk!



Byte, IBM Issue 1985 Our current version 2.55 offers many new features, like viewing the directory from the editor itself. *PC-Write* makes a great program editor, too. We even provide source code in MS-Pascal and assembly.

Order *PC-Write* Today.
Satisfaction Guaranteed.



(206) 282-0452
219 First N. #224y
Seattle, WA 98109



with the CGA. All references to the bit map are mediated by the EGA hardware.

WRITE-ONLY REGISTERS

Many of the EGA's registers are write-only. This means that a supervisory or background program cannot arbitrarily save and later restore the screen state. For example, when a program is directly accessing the hardware, concurrent applications cannot grab the current state of the screen, switch to a different process, and then restore the screen state when the process is resumed.

Another challenge presented by the EGA is long processor wait states caused by its high refresh rate. The EGA's number-one priority is to keep the screen refreshed. The running program may manipulate the screen buffer whenever it likes, but contention for the buffer is always resolved in favor of screen refresh. The advantage of this priority is the absence of the "hash" familiar to CGA programmers. The disadvantage is that, in some screen modes, the processor

may have quite a few wait states before a screen buffer cycle is made available to it.

Also, the EGA hardware only directly supports some Boolean operators: REPLACE, AND, OR, and XOR. To support all possible operators may require an extra write of the bit map.

Most of these programming difficulties are concentrated at the environmental setup level rather than at the graphics functionality level, where draw-line commands occur and pixels are actually being moved. If graphics functionality is complex (such as drawing vectors, copying rectangles, and drawing on-screen bit maps) and the program must run in diverse hardware/software environments (the situation faced by most IBM PC application programmers), the direct-to-the-hardware programming task is very complex. Writing and optimizing the necessary low-level primitives is time-consuming and highly memory-intensive. However, if you are writing a simple graphics program that will never run in an environment with other graphics software (that is, there

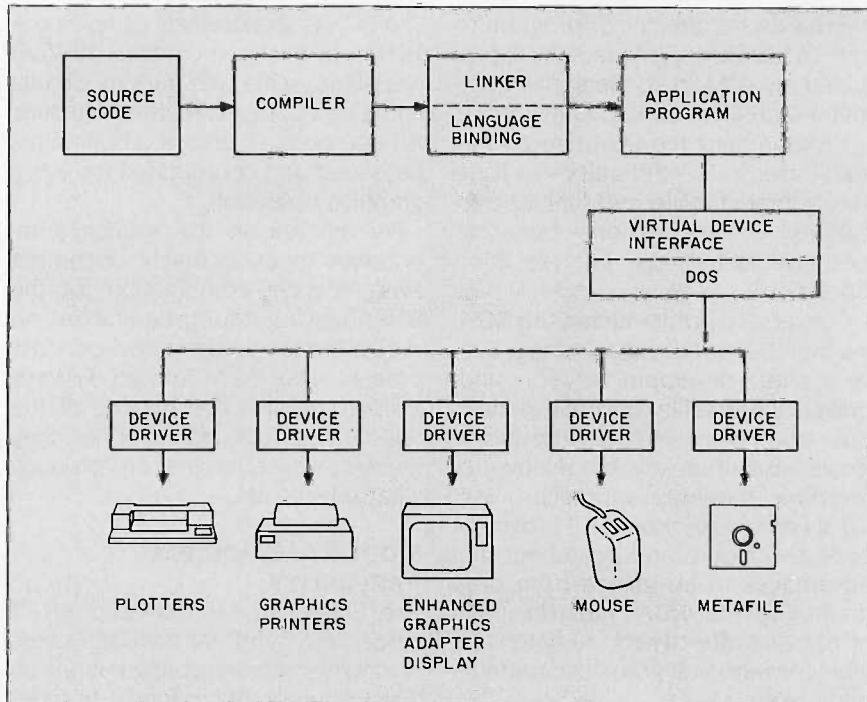


Figure 1: The Virtual Device Interface stands between an application program and the specific devices that the application controls.

*A challenge presented
by the EGA is
long processor wait
states caused by its
high refresh rate.*

is no environmental code to deal with), then programming the EGA will be a simpler job.

Making programs compatible with different or higher-resolution graphics adapter cards that will be produced is another important issue. For every new card and monitor introduced, the application developer who wrote directly to the EGA hardware will have to rewrite code—sometimes a little, sometimes a lot.

**DEVICE INDEPENDENCE:
THE VDI**

IBM has provided a way to program the EGA in a device-independent manner. The Personal Computer Graphics Development Toolkit allows programming to a Virtual Device Interface, rather than to specific mode/RAM/monitor configurations of the current EGA. IBM's VDI implementation contains optimized device drivers to all IBM PC hardware, from printers and screens to graphics adapter cards, together with language bindings to C, Pascal, FORTRAN, Compiler BASIC, assembly-language, and macro assembler.

The Virtual Device Interface is a layer of software at the operating-system level that serves as a logical graphics interface between the application and the devices being controlled by the application (see figure 1). The role of the VDI is analogous to that of a portable operating system: As a consistent application interface, the BDOS performs all logical system functions while the BIOS handles hardware-dependent operations such as displaying data on the screen,

(continued)

To C or not to C...

The C language used to be intimidating. Then RUN/C came along. It's an interpreter. That means you can run a C program immediately, without compiling it. Perfect for learning C and writing programs interactively. Use it with any standard C compiler for a complete development system.

RUN/C LITE™

Learn C the natural way, with the RUN/C Lite introductory package.

SAMPLE PROGRAMS

Comes with critically-acclaimed C reference manual and over 100 sample programs on disk.

EASY COMMANDS & FUNCTIONS

Write and execute programs with LOAD, EDIT, and RUN. Debug with TRON, TRACE, and PRON. Use PC BASIC graphic functions like PUT, GET, CIRCLE, and LINE, SCREEN, and DRAW.

RUN/C PROFESSIONAL

All the RUN/C Lite advantages, plus powerful features for program development.

LOADABLE LIBRARIES™

Load and run your favorite library functions (C-Food, Halo, etc.) from within your RUN/C interpreted code.

DEBUGGING TOOLS

Polish program modules before compiling. New source code debugging facilities allow you to set multiple breakpoints, single-step through a program, view and change variables during execution.

Call Lifeboat™ about RUN/C interpreters and our catalog of quality programming tools.

RUN/C Lite, RUN/C—The C Interpreter, RUN/C Professional and Loadable Libraries are trademarks of Age of Reason Co.

Lifeboat and Lifeboat logo are trademarks of Lifeboat Associates

C-Food Smorgasbord is a trademark of Lattice, Inc.

Halo is a trademark of Media Cybernetics, Inc.

For immediate delivery or more information, call:
1-800-847-7078 In N.Y.: **(212) 860-0300**

or write: **LIFEBOAT™ ASSOCIATES**
1651 Third Avenue, New York, NY 10128



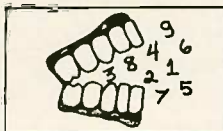
The source for software
with full support™

CRUNCH NUMBERS 5 TO 15 TIMES FASTER

With **MATHPAK 87™**

by Precision Plus Software

For Turbo Pascal¹, Microsoft² Pascal and Fortran and IBM PROFESSIONAL FORTRAN³, Compilers
Make full use of your 8087 chip by eliminating overhead.



OVERHEAD — It's the reason your compiled programs perform floating point operations 5 - 15 times slower than the capabilities of your 8087 chip!

Unfortunately, Overhead is inherent with all high-level languages. But **NOW** with **MATHPAK 87™** you can **ELIMINATE THAT OVERHEAD!**

MATHPAK 87™ is a set of **40 HIGHLY OPTIMIZED ASSEMBLER ROUTINES** for common mathematical operations, including: **vector matrix operations, solution of linear equations, least squares curve fitting, statistical analysis, fourier analysis (FFT, convolution), numerical integration, solution of differential equations and more.** These routines were developed by a team of engineers and scientists to encompass the most common mathematical operations and to squeeze the utmost performance from your hardware.

MATHPAK 87™ ROUTINES are so **EASY TO USE** all you have to do is **LINK THEM TO YOUR PROGRAM AND CALL THEM DIRECTLY!** A detailed and **EASY TO READ MANUAL** (with lots of **EXAMPLES**) shows you how to **GET STARTED IN 10 MINUTES.**

Whether you write programs for yourself or for someone else, you need **MATHPAK 87™.** You know that the "snappier the program - the happier the user" and the greater the user's productivity. With **MATHPAK 87™** your programs become **blazingly fast - FASTER THAN YOU EVER THOUGHT POSSIBLE.** **MATHPAK 87™** also saves you programming time. Thoroughly tested, expert-written routines free you to **solve your problems** - instead of writing complex but standard routines for **matrix inversion, Fast Fourier Transforms et cetera.** Your **PROGRAMS** become **SHORTER,** run **FASTER** and are **FINISHED SOONER.**

TO ORDER: Send check or M/O to Precision Plus Software, 255 Great Arrow Ave., Ste. 660, Dept. B-10, Buffalo, N.Y. 14207-3081. **Introductory prices in effect until December 31, 1985. Specify version required.**

- MATHPAK 87™ - Turbo** (for use with Turbo Pascal 8087) **\$69.95** (Regular Price **\$89.95**) or
- MATHPAK 87™ - MS** (for Microsoft Pascal, Fortran or IBM Professional Fortran) @ **\$109.95** (Regular Price **\$149.95**) Offer good on orders received by Dec. 31 / 85 only.

Add **\$5** for shipping & handling. Orders outside U.S.A. & Canada add **\$20** shipping & handling.

BONUS We will include **FREE** with each order ready-to-run example programs for electrical network analysis, multi-component distillation and framed structure stress analysis. Use or adapt these programs to your own needs.

VISA & MASTER CARD ORDERS CALL 1-416-761-5309

30 Day Money Back Guarantee

Reg. Trademarks: Borland International¹, Microsoft Corporation², International Business Machines³.

1	Exxon
2	General Motors
3	Mobil
4	Ford Motor
5	IBM
6	Texaco
7	E.I. du Pont
8	Standard Oil (Ind.)
9	Standard Oil of Cal.
10	General Electric
11	Gulf Oil
12	Atlantic Richfield
13	Shell Oil
14	Occidental Petroleum
15	U.S. Steel
16	Phillips Petroleum
17	Sun

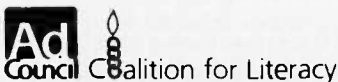
27 million Americans can't read. And guess who pays the price.

Every year, functional illiteracy costs American business billions.

But your company can fight back...by joining your local community's fight against illiteracy. Call the Coalition for Literacy at toll-free **1-800-228-8813** and find out how.

You may find it's the greatest cost-saving measure your company has ever taken.

A literate America is a good investment.



reading from or writing to disk, and accepting keyboard input. The VDI specifies high-level graphics tasks to device drivers that in turn instruct graphics input and output devices to perform those tasks.

The VDI controller receives high-level, device-independent graphics commands (called primitives) from the application and passes them to device-specific drivers. The drivers translate the high-level primitives into lower-level instructions specific to each device. The VDI serves as a standardized interface between multiple and diverse drivers (devices), the application program, and the operating system. The application never talks to specific drivers, only to the VDI. The insulation of application from hardware gives VDI-based software its portability. An application will run on any device (even one developed 10

years from now) as long as the device driver is resident in the system.

In addition to providing device independence and application portability, the VDI offers a much shorter development cycle than device-specific programming. The environmental setup code that takes so much time to write and changes from device to device is already written for the application developer in the VDI, and it never changes. You can immediately begin application design without spending your time on systems-level software development.

The VDI deals in very high-level graphics commands, one of which can replace scores of low-level move-draw commands. Figure 2 shows some of these commands.

The VDI also provides full access to EGA hardware features such as the EGA color-map hardware. This EGA

- output circle
- output arc
- output bar
- output pie slice
- set color
- set character height
- set fill style
- set polyline color map
- set polymarker type

Figure 2: Sample VDI commands.

Table 1: The Virtual Device Interface supports a variety of the Enhanced Graphics Adapter's 17 mode/RAM/monitor configurations, as shown.

Display	Mode	RAM	Colors	Palette	Pages	Resolution	
mono-chrome	00FH	64	4	mono	1	640 x 350	
		128	4	mono	1	640 x 350	
		192	4	mono	1	640 x 350	
		256	4	mono	2	640 x 350	
color or enhanced	00DH	64	16	16	2	320 x 200	
		128	16	16	4	320 x 200	
		192	16	16	6	320 x 200	
		256	16	16	8	320 x 200	
	00EH	64	16	16	16	1	640 x 200
		128	16	16	16	2	640 x 200
		192	16	16	16	3	640 x 200
		256	16	16	16	4	640 x 200
enhanced	010H	64	4	64	1	640 x 350	
		128	16	64	1	640 x 350	
		192	16	64	1	640 x 350	
		256	16	64	2	640 x 350	

feature lets you assign any color index to any color displayable on the screen. It can be used for special effects, such as simple animation or rapid color changes. With the VDI, changing the color map is a quick operation; without the VDI, accessing the color map is prohibitively difficult.

Table 1 shows the variety of trade-offs possible with the four key modes that IBM has chosen to support with the VDI. Note that even the monochrome monitor supports four colors (black, white, bold, and blinking), each of which must be addressed specifically and separately. Page support refers to the EGA's ability to store screen buffers, or background screens, for fast screen switching.

IS THE VDI SLOW?

Many programmers associate device independence with very low performance. It's true that device-independent programs may run slower than device-specific programs, simply because of the process of "translating" a universal program to specific device requirements. VDI translation is made up of two key processes called transformation and emulation.

Transformation is the process of mapping virtual, or normalized, device coordinates (which are not specific to any particular device) to device-specific coordinates. Transformation enables an application to be moved from device to device without change.

Emulation is the process of instructing devices how to accomplish graphics commands that they are normally incapable of doing. For instance, if the VDI issues a command to "draw a polygon" and the device is not designed to do that, the VDI sees to it that the polygon gets drawn using whatever capabilities the device does have. It might accomplish "draw polygon" by piecing together a number of "draw line" commands. Emulation takes time. A sophisticated application running on low-level hardware would require quite a bit more emulation and thus run much slower than the same application running on

(continued)

What's in a Name...

BetterBASIC™ is just what it sounds like. Better than the BASIC you got with your PC. What's better about it? Just about everything.

FAST

Programs run fast. Each line of code is compiled as it is entered into memory.

BIG

Break the 64K barrier. Use the full memory of your PC to write big programs.

POWERFUL

Windows and graphics, DOS and BIOS calls, chaining, overlays, local and global variables, recursion, and more.

INTERACTIVE

Responds to user commands in immediate mode.

STRUCTURED

Write structured programs using functions and procedures.

MODULAR

Create re-usable "library" modules for more efficient programming. Easy interface to assembly language.

BetterBASIC Runtime System, 8087/80287 Math Module, and B'Trieve™ Interface also available. Call Lifeboat about BetterBASIC and our extensive collection of professional development systems.

Lifeboat and Lifeboat logo are trademarks of Lifeboat Associates.


BetterBASIC, Runtime System, 8087/80287 Math Module and B'Trieve Interface are trademarks of Summit Software Technology.

For immediate delivery or more information, call:
1-800-847-7078 In NY: **(212) 860-0300**

or write: **LIFEBOAT ASSOCIATES**
1651 Third Avenue, New York, NY 10128



The source for software with full support™



If you're really serious about playing bridge, it's time to put away the cards.

Introducing TOURNAMENT BRIDGE, the computer* program for advanced practice and play. Here's a tournament at the flick of a switch. A partner always on call and a pair of brilliant opponents who teach you all their tricks. Plus flashback options and tips to fine-tune technique. Call 1-800-638-6460 (in MD, 800-492-0782) or visit your software dealer.



RANDOM HOUSE
Software

© 1985 Random House Inc. All rights reserved.
*For IBM PC, PCjr and XT. Program design & implementation by Paul A. Schwarz.



BASF
2 HD high density
two sided
sectors only
FlexyDisk® 5.25

Now that you can
store twice as much
on one disk, you
had better be sure
of that one disk.

 **BASF**

BASF QUALIMETRIC™ 1.2 MB FLEXYDISKS.™ CERTIFIED 100% ERROR-FREE AND WARRANTED.

FOREVER



BUT HERE'S SOMETHING THAT WILL – AND IT'S FREE!

Just like our FlexyDisks, BASF Video and Audio Cassettes are warranted for a lifetime.* And when you buy specially-marked boxes of BASF FlexyDisks between now and January 31, 1986, you have your choice of a free BASF High-Grade Chrome Video Cassette (VHS or Beta) or two free top-of-the-line BASF Chrome Maxima II Audio Cassettes. Just mail the coupon below, plus the special labels and the bar codes from the disk packages along with \$1.00 for postage and handling. Visit your nearest BASF dealer (to find out where he is, call toll-free 1-800-343-4600) and take advantage of our free offer and sweepstakes today.



WIN A COMPLETE \$7,500 COMPUTER SYSTEM, featuring the new COMPAQ DESKPRO 286™ and the Epson® MODEL LQ-1500 letter-quality printer, in our new BASF Computer Sweepstakes! To enter, simply fill out the coupon below and send it to us; or stop by any BASF FlexyDisk® dealer between now and January 31, 1986, and fill out the official entry form; or send a postcard with your name and address to BASF Giveaway, P.O. Box 8920, Westport, CT 06888.

*For a copy of the Lifetime Warranty, write BASF Systems Corporation, 19 Crosby Drive, Bedford, MA 01730.

© 1985, BASF Systems Corporation, Bedford, MA 01730
COMPAQ DESKPRO 286 is a trademark of COMPAQ Computer Corp.
Epson is a registered trademark of Epson Corporation.

Inquiry 14

Mail to: BASF Giveaway, P.O. Box 8920, Westport, CT 06888

CHECK YOUR CHOICES (Limited time offer; mail before 1/31/86):

Please send me the free cassette(s) indicated at right, and enter me in the BASF Computer Sweepstakes. My order represents a total of one two three Offer Requests, and I am enclosing for each request the special offer sticker(s) and bar code(s) from the BASF FlexyDisk pack(s) I have purchased, together with \$1.00 postage & handling (2 requests = \$2, 3 requests = \$3).

NO PURCHASE NECESSARY. I am not participating in the BASF Free Mail-In Offer, but enter my name in the Computer Sweepstakes.

Name _____

Address _____

City _____ State _____ Zip _____

Name of Your BASF Dealer _____

Additional Terms: Offer good in U.S.A. Allow 4-6 weeks for cassette(s) delivery. Void where prohibited or restricted by law. Limit: one mail-in certificate redemption for up to three (3) Free Offer Requests per customer. This certificate may not be mechanically reproduced and must accompany all requests. Offer expires 1/31/86. Computer Sweepstakes winner will be notified before 2/28/86.

FREE CASSETTE REDEMPTION ORDER

Limit of three (3) Offer Requests per customer, each request good for either one (1) BASF Video Cassette or two (2) BASF Audio Cassettes. Here's the detail for my total order:

	Quantity
- VIDEO CASSETTE _____	VHS _____ Beta _____
- AUDIO CASSETTES _____	
This order represents a total of _____ Offer Request(s)	



BASF

Programming the VDI involves opening and closing workstations.

a device with high-level graphics capability.

Even with the need for transformation and emulation, a VDI need not drag down performance. The VDI's device drivers are highly optimized and could give better performance than some hardware-dependent applications. Primarily to blame for poor VDI program performance is inappropriate programming techniques.

PROGRAMMING THE VDI

The VDI programming flow is a repetitive cycle consisting of the following steps: (1) open workstation, (2) set attributes, (3) draw graphics primitives, (4) clear workstation, and (5) close workstation. A workstation is any logical entity from which the application receives input or to which output is directed; it can be a display screen, a keyboard, a mouse, etc.

The VDI graphics primitives are polyline, polymarker, filled areas, arcs, circles, bars, and pie slices. Primitives are assigned attributes such as color, line style, text height, font, and rotation. You don't need to concern yourself with drawing pixel-to-pixel vectors; the VDI does this for you.

The command open workstation generally prepares the device to receive output and to return input. Specific tasks in this step include establishing default attributes for primitives (color, line styles, fill styles, text size, text rotation, etc.), opening any necessary files, clearing the screen, form-feeding paper in the printer, replacing pens on a plotter, and informing the user of device-specific information such as colors, line styles, and fill styles.

Setting attributes involves a variety of commands that determine attributes for graphics primitives (such as color, line style, etc.) and setting the

(continued)

"clipping rectangle," which restricts output to a certain area of the display surface.

Drawing graphics primitives involves commands that display the fundamental units of graphics primitives in the lines, text, filled areas, circles, arcs, pie slices, and rectangles that make up the picture. This is also the step in

which pictures are updated interactively based on user actions and application program directives.

The command clear workstation dumps the existing picture to a printer workstation (or other hard-copy device), flushes the printer buffer, and returns a blank screen to the display.

The command close workstation ter-

minates communications with the display device; updates, rasterizes, and dumps the on-screen picture to the printer; closes any open files; and puts the device in a known and stable state, preferably that which existed before the open workstation command was received.

Programming a VDI is quite different, conceptually and semantically, from writing traditional graphics programs. The VDI operates at a much higher level than conventional graphics programs that deal on a pixel-manipulation, move-draw level.

In conventional graphics programming, the programmer must build each function specifically for the particular device(s) on which the application will run. Traditional graphics packages address devices in device-specific coordinate spaces, which differ from device to device (pixels, plotter steps, dots per inch, etc.). The VDI, on the other hand, addresses devices in universal, normalized device coordinates (NDC). The VDI is thus able to guarantee a baseline environment of useful functions, emulating those not present on the device.

VDI functions are much higher-level graphics primitives than those found in traditional graphics programming environments; VDI primitives such as polyline, fill area, and circle replace low-level drawing units like pixel and line. Rather than having to turn on and off pixels or draw thousands of short line segments to form images like circles and arcs, the programmer enters a few (sometimes only one) high-level graphics primitives. For example, the traditional move-draw way to draw a three-segment figure would be:

```
move x1, y1
draw x2, y2
draw x3, y3
draw x4, y4
```

Whereas drawing the same figure using VDI would only require issuing one polyline command:

```
draw polyline (4, xy)
```

For another example of how a programmer might use the VDI primitives



A BETTER WAY TO...

DRAW, POINT, SELECT & POSITION



For graphics, and menu selection – for direct interaction with your computer -- nothing beats a light pen. It's fast. It's natural. And unlike a mouse, it won't fight with you for desk space.

Over 7500 FTG light pens are in use world-wide -- they're the undisputed standard for the IBM PC.

Software is available for graphics, education, 3278 emulation, and much more. Plus, our MOUSETRAP™ is the link to most programs that can use a mouse. And, if you do any programming, you'll find it easy to add light pen support to your own creations.

For added versatility, check out our new PXL-350 HI-RES LIGHT PEN BOARD. It's fully supported by the DR. HALO II™ graphics program.

The pen is \$195. The board is \$149 with single-pixel and TopView™ interface software. We back both with a **30-day no-risk trial privilege and a two-year limited warranty.**

Call today to try them, or for more information.

FTG DATA SYSTEMS

soon to be GRAPHIC INNOVATIONS, INC.

(714) 995-3900
 (800) 962-3900
 (800) 972-3900 (Calif.)

10801 Dale, Suite M-2, P.O. Box 615, Stanton, CA 90680 Telex: 887840

and attributes to write graphics code, see figure 3. It shows the VDI code necessary to draw a fairly complex two-color graphic that, using conventional graphics programming methods, could take hundreds of lines of repetitive move-draw commands. Using the VDI, the programmer merely establishes a few high-level parameters: points of the polygon, colors used, fill style, text alignment, and color and text orientation. The VDI interprets these high-level commands to come up with the picture, thinking in terms of graphics primitives (text, color, polygon) rather than pixels or vectors.

VDI also incorporates the notion of line styles (dashed, dotted, etc.), so you don't have to piece together hundreds of short draw line commands to create a dashed line. Similarly, to draw a circle in VDI you issue a circle
(continued)

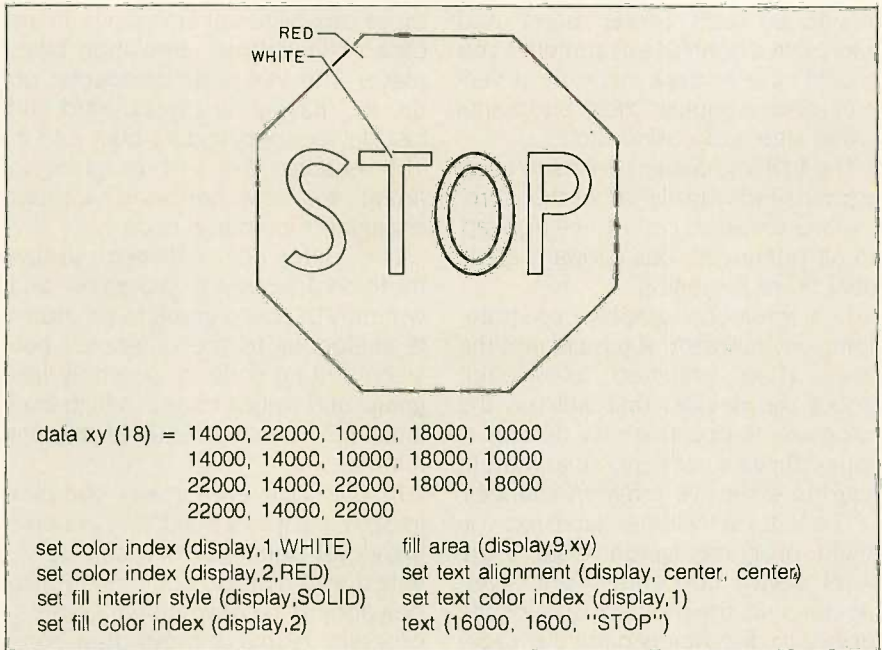


Figure 3: The VDI figures and attributes required to draw a stop sign.

Build Your own IBM Compatible System

XT Building Tools

MONITOR ADAPTORS

Mono w/o printer port.....	\$99
Color Graphics	\$99
Mono w/printer port	\$135
Color Graphics w/p. port.....	\$135
Mono Graphics w/p. port	\$175
STB Chauffer.....	\$299
Everex EDGE.....	\$299
Persyst BoB	\$395
Color 400	\$400

MULTIFUNCTION BOARDS

AST Six Pak 384K	\$299
Quad 384K	\$299
384K Generic 6-pack.....	\$195

MISC. ITEMS

Floppy controller.....	\$69
DTC Hard disk controller.....	\$215
Teac 55B	\$99
Qume 142	\$75
135 W Power Supply.....	\$99
XT Mother Board	\$250
Turbo Mother Board.....	\$350
Chassis.....	\$99
5150 style Keyboard	\$99
5151 style Keyboard	\$155
AT style for XT	\$135

IBM XT Compatible KIT

\$695

Dual DS/DD, 256K, 8 Slots, 135W, Keyboard



ASSEMBLED SYSTEMS

All Systems Include: 8 Slots, 135W, Keyboard, 90 Day Warranty. Hard disk systems as below.

PC Solution XT	
2 DS/DD, 256K	\$795
2 DS/DD, 10 Meg	\$1295
PC Solution TURBO	
2 DS/DD, 256K	\$895
2 DS/DD, 10 Meg	\$1495
AT Solution	
Base, 256K	\$2295
Enhanced, 512K, 20 Meg.....	\$2995

Hard Disks & Controllers

10 Meg Internal.....	\$535
20 Meg Internal.....	\$835
30 Meg Internal.....	\$995
10 Meg External	\$699
20 Meg External	\$899

MODEMS

Hayes 1200	\$399
Hayes 1200B.....	\$315
Everex 1200B	\$195

MONITORS

Tatung	\$160
Taxan 121	\$165
PGS MAX-12E	\$185
PGS HX-12.....	\$450
Taxan 425	\$425
Taxan 440	\$550
Xtron TTL	\$125

PRINTERS

Panasonic 1091.....	\$259
Panasonic 1092.....	\$369
Canon PW1080	\$299
Citizen MSP-10.....	\$289
Epson FX85.....	Call
Epson FX185	Call
Toshiba 1340	\$549
Toshiba 351	\$1295

Hi-Tec Computers & Electronics • (301) 949-2440

IBM's trade mark of IBM

10524 Detrick Ave., Kensington, MD 20895

PC Solution is trade mark of HI-TEC Enterprises, Inc.

command with center point and radius. In a non-VDI environment you would have to draw many short vectors and compute their endpoints using sine and cosine tables.

The VDI also assigns colors to each attribute individually, rather than forcing one universal color to be applied to all primitives. This allows a great deal more flexibility.

In a traditional graphics programming environment, you build into the application assumed knowledge about the devices that will run the program. Supporting new devices is thus difficult if not impossible without making extensive program changes.

The VDI, on the other hand, lets you build programs in universal, high-level, device-independent primitives. At run time, the program queries the device to discover its particular capabilities or limitations and modifies its presentation of images to conform to

those capabilities or limitations (in the case of limitations, emulation takes place). The VDI program adapts "on the fly," having no preset, hard and fast device-specific data built into it. This enables the VDI program to adapt to new hardware without changing the source code.

The difference between writing traditional graphics programs and writing VDI-based graphics programs is analogous to the difference between writing code in assembly language and writing code in a high-level language. There's an entirely different mindset.

In the VDI, even many complex images (such as a filled star) become high-level primitives that can be invoked with a single command (draw polygon). In a conventional graphics program, reams of move-draw commands are required to draw the horizontal raster lines comprising the

image. Also, in an image like a star, where the same raster line forms discontinuous segments of the image, it's tricky (and time-consuming) to specify begin/endpoints for each raster line.

With VDI, you can think of your pictures as sets of high-level pieces, not as millions of dots (pixels). You predefine data and call a single polyline or polymarker primitive to output all the pieces, instead of issuing many individual calls. By making inquiries of the device to determine its capabilities (colors, text sizes, raster writing modes), the program can tailor output for these device attributes at run time.

VDI primitives and attributes are uncoupled. Instead of having to set attributes for each primitive each time that primitive occurs in the program, attributes are set once and stay set until changed.



Experteach™

The Complete and Comprehensive Intellware™ Laboratory for Expert System Concepts on the IBM Personal Computer.

Experteach Includes:

- Comprehensive Introduction to Expert System Concepts.
- On-line Tutorial Describing the Operation of Expert Systems.
- Lisp Based Expert System Tools with Source Code.
- Prolog Based Expert System Tools with Source Code.
- dBASE II™ Based Expert System Tools with Source Code.
- Pascal Based Expert System Tools with Source Code.
- Complete Lisp Interpreter for the IBM PC®.
- Complete Prolog Interpreter for the IBM PC.
- Comprehensive Case Studies of Several Major Expert Systems.
- Comprehensive bibliography on Expert Systems.

Intellware, Inc.
Experteach and Intellware are trademarks of Intellware, Inc. IBM PC is a registered trademark of IBM. dBASE II IS A TRADEMARK OF Ashton-Tate.

Experteach is a comprehensive guide to Expert System technology consisting of a uniquely integrated collection of Expert System tutorials, case studies, on-line teaching programs, Expert System building tools with source code and Artificial Intelligence languages. Experteach is based on extensive experience in teaching Expert System concepts in association with IEEE, ACM and the Continuing Education Institute.

Experteach introduces you to Expert System technology by allowing you to build Expert Systems and to experiment with a variety of Artificial Intelligence tools and languages on the IBM PC.

Experteach includes eight rule-based Expert System shells with source code implemented in Lisp, Prolog, dBASE II and Pascal. Each language has been used to implement both a forward chaining and a backward chaining Expert System shell with a built-in rule editor, inexact inference and how & why explanation facilities.

Experteach includes a comprehensive Lisp interpreter and a complete Prolog interpreter with DEC-10 Prolog syntax. Experteach requires only 256K of memory.

Intellware, Inc., 4676 Admiralty Way Suite 401 Marina del Rey, CA 90291 (213) 827-1334

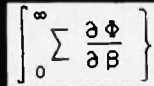
- Introduction to Expert System Concepts, On-line Tutorial, Case Studies, Bibliography and Pascal Based Tools \$99.00.
- Lisp, Prolog or dBASE II Based Tools \$99.00 each.
- Complete Experteach System with Lisp and Prolog Interpreters. \$475.00 Check, Money order, Visa or Mastercard. \$9.00 for postage and handling. California, 6.5% tax.

Now available with Biblical Scholars' Character Set
Includes Hebrew, Greek, and Western European

PROOFWRITER™

For the IBM, TI, PC, XT, or AT's
and Compatibles

**Word Processor,
Program Editor, &
Spelling Checker**



For Scientific and
Multilingual Applications

Features:

Scientific & Foreign Language symbols
easily entered & printed.

Equation mode & macros.

Extensive Footnote & Endnote
capabilities.

Files easily interfaced with
mainframe/minicomputers.

Supports over 35 popular printers.

All special characters shown on screen
with:



**PROOFWRITER
INTERNATIONAL/SCIENTIFIC \$300
Plus CHARACTER PROM \$125**
(21 PROMS now available)

— OR —

PROOFWRITER GRAPHICS \$425
(Software designed screen characters)

2 Disk Drives with 1 being
Double Sided/256KB
DEMO DISK \$5 VISA/MC

IMAGE PROCESSING SYSTEMS

6409 Appalachian Way
P.O. Box 5016

Madison, WI 53705 U.S.A.

(608) 233-5033

High screen resolution versions available for the
Hercules Monochrome and Enhanced Color Boards

Many programmers make the mistake of trying to use overly complex VDI primitives to do simple things, or, conversely, they may fail to take advantage of VDI commands in doing complex things. For instance, you might use many short polyline statements to draw a dashed line instead of setting the line style to "dashed" and drawing a single polyline. Or you might use four draw line commands to draw a rectangle when one four-point draw polyline would do the same thing in one-fourth the code.

Programmers may have a difficult time with the VDI in the beginning: there are so many different ways to combine the high-level commands to achieve the same picture that inefficiencies can result. For instance, there may be 10 different ways to draw a blue circle inside a green box using VDI commands. While VDI documentation covers the most straightforward uses for each graphics primitive, it cannot possibly list every possible combination. Programmers must draw on their own programming experience and creativity to develop optimum VDI programming techniques.

CGA vs. EGA

Even without the VDI, the performance drop in moving from the CGA to the EGA is dramatic. A high-resolution card will usually have lower performance than even a closely related low-resolution card; there are simply more pixels to manipulate for every visual representation. Thus, programmers moving from a CGA to an EGA environment should be prepared for a significant performance degradation.

CONCLUSION

The EGA is an extremely capable but complex device. It produces beautiful images for users hungry for high-resolution graphics, but it presents the application developer with special programming challenges that the CGA never did. Complex register structure, multiple modes, multiple RAM configurations, multiple monitors, and indirect access to the bit-

map memory make programming the EGA a challenge.

Not only is direct programming of the EGA difficult, but the programs are limited to the specific mode/RAM/monitor combination(s) for which they were written and cannot be moved to other combinations or to future cards and monitors without extensive

change. Making a program run on multiple EGA modes, multiple CGA modes, and future graphic cards requires a mammoth programming effort.

The Virtual Device Interface offers a viable means of writing application software for these rapidly changing, increasingly complex devices. ■



With the Digi-Data 2000 PC 1/2" tape system you can move data between your IBM PC, XT, or AT and a mainframe or minicomputer. IBM/ANSI compatible 9-track 1600 bpi 1/2" tape is the only truly standardized and interchangeable medium between the PC and mainframes or minis.

The 2000 PC includes tape drive, PC controller board, cables, and complete ready-to-run DOS software utilities for just \$3,995. The utilities provide file interchange in ASCII, EBCDIC, or binary—as well as high speed disk backup and restore functions.

Make the PC/Mainframe connection. Call us today at (301) 498-0200.



DIGI-DATA CORPORATION
8580 Dorsey Run Road
Jessup, MD 20794-9990
® (301) 498-0200 Telex 87-580

In Europe contact: Digi-Data Ltd. • Unit 4 • King's Grove • Maidenhead, Berkshire • England SL6 4DP
Telephone No. 0628 29555/6 • Telex 847720

Introducing The B



ADVANCED TECHNOLOGY COMPUTER BT/AT

44 Mb Hard Disk Drive.
640K Internal RAM.
8 I/O Expansion Slots.
1.2 Mb Floppy Disk Drive.
2 Asynch Serial
Communication Ports.
2 Parallel Printer Ports.

Monochrome Graphics
Adapter (720 x 348).
Monochrome Monitor (Green).
Tilt/Swivel Monitor Base.
IBM PC AT Hardware and
Software Compatibility.
GW-BASIC and MS-DOS 3.1.



PC KEYBOARD BT5151 AT KEYBOARD BT5161

Solid State Capacitive
Key Switches.
3-Position Height Adjustment.
Keys In Standard Type-
writer Positions.
Separate Cursor Control
and Numeric Keypads.
Easy-To-Read Key Legends
LED Indicators For All Lock Keys.

BACKUP POWER SOURCE

AT800
XT300
SB200

Battery Powered Up To
30 Minutes.
Surge Suppression/
Noise Filtering.
Brownout Protection.
800, 300, 200 Watt Models.




HIGH RESOLUTION COLOR MONITORS HR31 200 HR31 350 (Enhanced)

.31mm Dot Pitch.
14" Diagonal Screen.
Black Matrix Picture Tube
Plugs Into IBM Color/Graphics or
Compatible Adapter Card.
Resolution (640 x 200).
Enhanced (640 x 350).
Tilt/Swivel Base.

HIGH RESOLUTION MONOCHROME MONITORS HR 39 (Green) HR 134 (Amber)

Plugs Into The IBM Monochrome
or Compatible Adapter.
720 x 350 Resolution.
12" Diagonal Screen.
Super Crisp Text Capability.
High Resolution TTL.
Tilt/Swivel Base.




PC HARD DISK SUBSYSTEMS BT20 (Internal) BT20E (External)


20 Megabyte Capacity.
Boot From The Hard Disk--No
Software Patches or Drivers.
Runs All The Popular Software
Designed For The XT.
High Reliability and Durability--
Specially Plated Drives.
Includes 1dir "Visual Shell" and
Xydex Software, Bezels.

MONOCHROME CARD HR720 COLOR CARD HR640

Complete IBM Compatibility.
High Resolution Graphics
Capabilities.




T/Integrator Series



PC MULTIFUNCTION CARD BT6Plus

Add 64K To 384K.
Parallel Printer Port.
Serial Communications Port.
Clock/Calendar.
BTPak Software--BTDrive
(Electronic Disk Emulation) and
BTSpool (Print Spooling)
Optional Game Port



AT MULTIFUNCTION CARD AT4X4Plus

Add 128K To 4 Mb.
Double Split Memory Addressing.
1 To 4 Serial Ports.
Parallel Printer Port.
Optional Game Port.

EXTERNAL MODEM BT212A/1200E

Auto-dial, Auto-Answer.
300/1200 Baud Operation.
Runs All Hayes Compatible Soft-
ware Like Crosstalk, Relay,
Smartcom II, and Sidekick.
RS-232C Compatible.
Snap Hatch For Switch Access.
Eight Status Indicator Lamps.
External Volume Control Knob.



INTERNAL MODEM PC212A/1200

Auto-dial, Auto-Answer.
300/1200 Baud Operation.
Runs All Hayes Compatible Soft-
ware Like Crosstalk, Relay,
Smartcom II, and Sidekick.
Two Phone Jacks.
Includes PC-TALK III Software,
Modular Phone Cord.



SPOOLING TAPE BACKUP BT/SP10E

10 Megabyte Capacity Reels.
Backs Up 20 Megs In 30 Min.
File By File Recovery.
Uses Standard 1/4" Tape Reels.



CARTRIDGE TAPE BACKUP BT60Streamer

60 Megabyte Capacity.
Backs Up 20 Megs In 12 Min.
Image Backup Capability.
File By File Recovery.
Uses 1/4" Data Cartridge.

AT ENHANCEMENT KIT-1 BT44 (44 Megabyte) BT70 (70 Megabyte)

Combined With The
AT4X4Plus-512K.
No Other Chips Needed.
Runs All The Popular Software
Designed For The AT.
High Reliability and Durability.
Faster Access Time
Than AT--30 msec.



Peripherals designed to enhance systems and sales. Basic Time products are the latest technology and highest quality available today, at prices that will make you competitive. We only sell to VARs, VADs and integrators--end users, contact your dealer for more information.

3350 Scott Blvd., Bldg. 52
Santa Clara, California 95054

Inside California
(800) 841-2474

Outside California
(800) 323-8437

basic time



When the World Sells Micros, the Common Language is BYTE.

Have you considered your international prospects already? Good. Then you know that capturing this market will have a tremendous impact on your business. Now is the time to plant the seeds of recognition—the international micro industry is taking off. In fact, in Europe alone, annual micro sales are in the billions of dollars.

So how are you going to do it? Let BYTE offer you a solution: we have over 50,000 paid readers outside the North American continent—plus 127,000 pass-along readers—all of whom comprise the most select audience for your advertising investment. BYTE is the micro medium that communicates your sales message in a language understood all over the world. And BYTE is the only U.S.-based micro publication to earn the reputation as *the* international standard.

BYTE also offers a special International Advertising Section (IAS) which allows you to advertise your products only to BYTE readers outside the North American

continent at reduced rates. Call your regional sales representative to find out how BYTE can speak for you... all over the world.

For advertising information, call:

Austria, Vienna	Hans Csokor	75 76 84
France, Paris	Jean Christian Acis	720 33 42
Hong Kong	Seavex, Ltd.	260149
Israel, Bat Yam	Gurit Gepner	866 561 321 39
Italy, Milan	Savio Pesavento	86 90 656
Japan, Tokyo	Hiro Morita	581-9811
Singapore	Seavex, Ltd.	734-9790
Spain, Madrid	María Sarmiento	45 52 891
Sweden, Nacka	Andrew Karnig	44 0005
U.K., London	Arthur Scheffer	493 1451
W. Germany, Frankfurt	Fritz Krusebecker	72 01 81
U.S.A.	Dennis J. Riley	(603) 924-9281

**BYTE. The Official Translator
of the Micro World.**

BYTE

THE SMALL SYSTEMS JOURNAL

70 Main Street
Peterborough, NH 03458
(603) 924-9281



For subscription information in Europe, call
Jean Tobias in England: 628-23431.

IBM PC DISK PERFORMANCE AND THE INTERLEAVE FACTOR

How the distribution sequence of sectors on a disk affects read/write performance

BY MARCUS KOLOD

MANY FACTORS AFFECT the performance of fixed and floppy disks, including read/write-head seek time and disk rotational delay, or latency. A lesser known but important and alterable component of the performance curve is the distribution sequence of the sectors on a disk. This sequence is called the interleave pattern, and it defines the sector skewing of the disk.

This article examines some of the factors relating to disk performance and outlines a benchmarking method for testing different interleaving values. We'll discover how interleaving affects the performance of the IBM PC XT and AT.

For a discussion of some of the important factors that determine disk performance and capacity, see the accompanying text boxes "Calculating Disk Capacity" and "Disk-Encoding Schemes."

YET ANOTHER HARD-DISK BENCHMARK

In the case of a moving-head disk system, two time components are involved in the delay between receiving an address at the disk controller and the beginning of the actual data transfer. The first, called seek time, is the time required to move the read/write head to the proper track. This time obviously depends on the initial position of the head relative to the track specified in the address. Average values in the 30-millisecond (ms) range are typical. The second component is the rotational delay, also called latency time. This is the amount of time that elapses after the head is positioned over the correct track until the starting position of the addressed sector comes under the read/write head.

On the average, this is the time for half a rotation of the disk. Assuming a disk spinning at 3600 revolutions per minute (rpm), this is $0.5 (60 \text{ sec}/3600) = 8.3 \text{ ms}$. The sum of these delays is usually called the disk-access time.

The mechanical components of a disk drive are not alterable; the physical sequencing of sectors on a disk are. That is the crux of the following hard-disk benchmarks.

To define sector skewing, also called interleaving, picture a disk platter spinning in a disk drive. The sectors in the track over which the head is positioned are passing by the head one after another—sector 1, sector 2, and so on—until the disk has made one complete revolution. Then the sequence repeats itself. A standard IBM fixed disk spins at 3600 rpm. One revolution of the disk (using the 3600 from before, with 17 sectors/track) takes $60/3600$ second, about 0.0166 second per track, or 0.9 ms a sector.

Now imagine PC-DOS loading a program or accessing a file from such a disk. PC-DOS takes a finite amount of time to read and process each sector. Assume that it has to make repeated reads to load the file or program. By the time PC-DOS has read and loaded sector n , it will be too late to read sector $n + 1$. This sector will have already passed by the head and will not come around to position for another 16.6 ms. Proceeding in this fashion, almost two-tenths of a second are needed to read one complete track (this small amount may seem ludicrous, but these amounts do add up over time).

This problem can be overcome by simply numbering the sectors so that there are several physical sectors be-

tween each numerically contiguous sector.

Figures 1 and 2 show disks formatted with interleaves of 1 and 3, respectively. The interleave value is specified when the disk is formatted. PC-DOS does not permit the alteration of the interleave value after the disk is formatted. In older versions of CP/M, a translation table stored in RAM (random-access read/write memory) mapped the logical sectors to the physical sectors on a disk, permitting a crude form of changing the pattern of sector reading at any time.

Depending on the size and type of files, the wrong interleave can strongly affect performance. It is not a gradual effect, either; if you "miss" the interleave, the perceived performance will be very slow. One of the nice features about PC-DOS is its use of physical-sector numbers in addressing media. This feature leaves the interleaving separate and independent of PC-DOS.

The primary storage medium I use is the fixed disk. I use floppies primarily for archival purposes and for program distribution. I had to know if there was a noticeable difference in disk performance depending on the interleave chosen. To that end, I conducted two logically distinct tests.


The first test functions using the following algorithm:

1. Format the entire drive at a given

(continued)

Marcus Kolod is a computer consultant with CNA of Chicago and the president of Kolod Research, a software-development firm. He can be reached at 2027 Woodlawn Rd., Northbrook, IL 60062.

CALCULATING DISK CAPACITY



The effective data capacity for a floppy disk is calculated in the following manner: (bytes/sector × sectors/track × tracks/side × number of recording surfaces). For a disk with 512 bytes/sector, 8 sectors/track, 40 tracks/side, and 2 sides, the capacity is $512 \times 8 \times 40 \times 2 = 327,680$. For the quad-density drives of the PC AT, the capacity is $512 \times 15 \times 80 \times 2 = 1,228,800$.

The maximum effective data-transfer rate for a 512 bytes/sector, 8 sectors/track disk is calculated as follows: Assuming a rotational speed of 300 rpm, a complete track can be read or written in $60/300 = 0.2$ second. This corresponds to a maximum effective transfer rate of $(8 \times 512)/0.2 = 20,480$ bytes/second. For a 9 sectors/track disk, the byte-transfer rate is $(9 \times 512)/0.2 = 23,040$ bytes/second. The rotational

speed for a 15 sectors/track disk (the highest-supported IBM density in the PC AT) is 360 rpm. Consequently, the rate is $(15 \times 512)/0.166667 = 46,079.9$ bytes/second.

The advantages derived from the use of Winchester-technology fixed disks include greater density and a larger capacity for a given physical size. This ultimately results in lower-cost units. Another advantage of Winchester technology is that data integrity tends to be greater in sealed units where the storage medium is not exposed to contaminating elements.

Whereas the different floppy-disk formats supported by IBM are derived primarily from software-formatting parameters, with extensions to 2 sides or 15 sectors/track with 80 tracks as opposed to 40, the IBM PC XT and PC AT support a variety of hard-disk types.

The principles of organization and addressing are the same for both floppy and hard disks. Addressing of data on the fixed disk is accomplished by specifying the surface number, the track number, and the sector number.

The effective data capacity for a given fixed-disk drive is calculated in the same manner as for a floppy-disk drive. For a fixed disk with 512 bytes/sector, 17 sectors/track, 306 tracks/side, and 4 sides, the capacity is $512 \times 17 \times 306 \times 4 = 10,653,696$ bytes. For the standard IBM-supplied fixed-disk drive in the PC AT, the capacity is $512 \times 17 \times 615 \times 4 = 21,411,840$ bytes.

The maximum effective data-transfer rate for a 512 bytes/sector, 17 sectors/track disk is calculated as follows: Assuming a rotational speed of 3600 rpm, a complete track can be read or written in $60/3600 = 0.016$ second. This corresponds to a byte-transfer rate of $(17 \times 512)/0.0166666 = 522,239$ bytes/second, close to the maximum data transfer possible on the PC bus using standard RAMs.

Tables A and B summarize the different disk types and sizes for all disks and the standard fixed-disk drives available from IBM. What will follow here is an overview of that information.

In PC-DOS versions 1.x, we have to give addresses to a total of 640 sectors. The first 320 sectors are on the first side of the disk and have the same addresses for both single- and double-sided disks. The second side of a double-sided disk has addresses 920 to 639 (140 to 27F hexadecimal).

In versions 2.x, the logical-sector numbering scheme has changed. All the sectors on a track (or cylinder) are assigned numbers before moving on to the next track. To get a clear picture of this, I will compare the logical-sector numbering between versions 1.x and versions 2.x on a double-sided disk formatted for 8 sectors per track. This change wrought in 2.x minimizes read/write-head movement and consequently increases effective data throughput since data access from the other side of the disk is limited only

by the electronic switching speeds of the read/write heads as opposed to mechanical movement time associated with the read/write armature.

Track 0, head 0 has logical-sector numbering 0 through 7. In versions 1.x, the sectors accessed by the second head on that track (track 0, head 1) are numbered 320 through 327. In versions 2.x, they are numbered 8 through 15. The consequences of this difference in logical-sector numbering are usually hidden from you, but sometimes you need to know that the difference exists.

In versions 3.x, the logical-sector numbering scheme is consistent with that implemented in versions 2.x. The difference here is that the increase in the number of sectors per track (15 possible with a quad-density drive) causes a corresponding increase in the logical-sector numbering, 0 through 14 for track 0, head 0, and 15 through 29 for track 0, head 1.

Logical-sector numbering on a hard

disk follows the pattern established with versions 2.x. All the tracks on one cylinder are numbered before moving on to the next cylinder. The sectors read by head 0 are numbered 0 through 16, those read by head 1 are numbered 17 through 33, those read by head 2 are numbered 34 through 50, and those read by head 3 are numbered 51 through 67. The second cylinder begins at logical sector 68.

Tables C and D summarize the overheads and usable capacities of different media as supported by the different releases of PC-DOS. In addition, they show the increase in the size of PC-DOS over the releases.

The format of the PC-DOS overhead with any disk is the same. There is a boot sector allocated, one file-allocation table (FAT), and the root directory. Two copies of the FAT are maintained for integrity. Therefore, the amount of space allocated to the FAT must be doubled when calculating the amount of available space. The formula

is total number of sectors (from media-size calculations before) - (one boot sector) - (2 x the number of FAT sectors) - directory-space sectors = total number of usable sectors.

The amount of usable space can be misleading, though. In PC-DOS, there is not necessarily a one-to-one correspondence between physical sector and addressable space. The smallest addressable unit of space in PC-DOS is the cluster. This cluster corresponds to an entry in a vector, the FAT, which is a map of the available space on the medium.

The implications can be seen from table C. Though the total amount of space on a double-sided 9 sectors/track disk is greater than that of a single-sided 8 sectors/track disk, the amount of addressable space in clusters is not that much greater, 354 versus 313. With a cluster size of 1 sector, the smallest amount of space a file can take up is 512 bytes. With a

(continued)

Table A: Different disk types for the IBM PC family of machines and information on number of directory entries available, number of tracks and sectors/track, and operating-system support.

FAT byte	Number of sides	Number of tracks	Sectors/track	Total sectors available	FAT size	Directory sectors	Directory entries	Sectors/cluster	Operating system supported under
FE	1	40	8	320	1	4	64	1	1.0, 1.1, 2.0, 2.1, 3.0, 3.1
FF	2	40	8	640	1	7	112	2	1.1, 2.0, 2.1, 3.0, 3.1
FC	1	40	9	360	2	4	64	1	2.0, 2.1, 3.0, 3.1
FD	2	40	9	720	2	7	112	2	2.0, 2.1, 3.0, 3.1
F9	2	80	15	2400	7	14	224	1	3.0, 3.1

Table B: Hard-disk types provided by IBM for the PC XT and AT and associated data.

FAT byte	Number of sides	Number of tracks	Sectors/track	Total sectors available	FAT size	Directory sectors	Directory entries	Sectors/cluster	Operating system supported under
<i>(XT hard disk, PC-DOS 2.0, 2.1)</i>									
F8	4	306	17	20,723	8	32	512	8	2.0, 2.1, 3.0, 3.1
<i>(XT hard disk, PC-DOS 3.0, 3.1)</i>									
F8	4	306	17	20,723	8	32	512	8	2.0, 2.1, 3.0, 3.1
<i>(AT hard disk, PC-DOS 3.0, 3.1)</i>									
F8	4	615	17	41,735	16	32	512	4	3.0, 3.1

cluster size of 2 sectors, the smallest amount of space a file can take up is 1024 bytes.

This limitation in part stems from the original specification for an FAT entry, which called for a 12-bit number. There can be at most 4093 unique sector numbers. A maximum FAT would occupy 6144 bytes in storage and 12,288 bytes on disk (two copies). Such an FAT could track the allocation of only 2,095,616 bytes of data if a sector is 512 bytes. Obviously, a 10-mega-byte disk surpasses this limitation. The cluster size under PC-DOS 2.0 for a hard disk became 8 sectors. Here

again, though the smallest physical addressable unit is a 512-byte sector, the smallest possible file size is 4096 (8 x 512) bytes.

With the introduction of PC-DOS 3.0—and continued through PC-DOS 3.1—the FAT entry size has been modified to support either 12 or 16 bits. The maximum addressable amount of clusters can now be 65,535. In addition, on the PC AT hard disk, when it is formatted using PC-DOS 3.x, the cluster size is 4 sectors (2048 bytes). This provides a dramatic increase in the amount of usable space on the PC AT.

Interestingly enough, if a PC AT's hard disk has been formatted under PC-DOS 3.x and PC-DOS 2.x is booted on the system, the hard disk will be an invalid drive to PC-DOS. This is because the partitioning specification has also changed under PC-DOS 3.x. The FDISK utility distributed as part of PC-DOS 3.x can now put an indicator into the partitioning header that indicates whether or not 16-bit clusters are used.

If, however, PC-DOS 3.x is used to format a standard PC XT hard disk, the format will be compatible with PC-DOS 2.x.

Table C: Calculated overhead for various releases of PC-DOS.

Number of sides	Sectors/track	PC-DOS version	Data sectors available w/o system	Data sectors available w/system	Clusters available w/o system	Clusters available w/system	Bytes available w/o system	Bytes available w/system
1	8	1.0	313	289	313	289	160,256	147,968
1	8	1.1	313	286	313	286	160,256	146,432
2	8	1.1	630	603	315	301	322,560	308,224
1	8	2.0	313	235	313	235	160,256	120,320
2	8	2.0	630	552	315	275	322,560	281,600
1	9	2.0	351	273	351	273	179,712	139,776
2	9	2.0	708	630	354	314	362,496	321,536
1	8	2.1	313	234	313	234	160,256	119,808
2	8	2.1	630	551	315	275	322,560	281,600
1	9	2.1	351	272	351	272	179,712	139,776
2	9	2.1	308	629	354	314	362,496	321,356
1	8	3.0	313	196	313	196	160,256	100,352
2	8	3.0	630	513	315	256	322,560	262,144
1	9	3.0	351	234	351	234	179,712	119,808
2	9	3.0	708	591	354	295	362,496	302,080
2	15	3.0	2371	2254	2371	2254	1,213,952	1,154,048
1	8	3.1	313	193	313	193	160,256	98,816
2	8	3.1	630	510	315	254	322,560	260,096
1	9	3.1	351	231	351	231	179,712	118,272
2	9	3.1	708	588	354	293	362,496	300,032
2	15	3.1	2371	2251	2371	2251	1,213,952	1,152,512

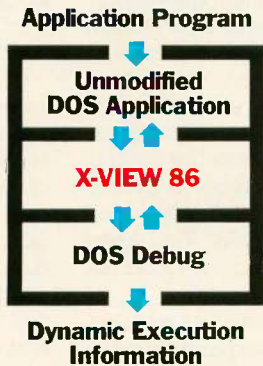
Table D: Hard-disk overhead for various versions of PC-DOS.

Fixed-disk type	PC-DOS version	Data sectors available w/o system	Data sectors available w/system	Clusters available w/o system	Clusters available w/system	Bytes available w/o system	Bytes available w/system
XT	2.0	20,674	20,596	2584	2572	10,584,064	10,534,912
XT	2.1	20,674	20,595	2584	2572	10,584,064	10,534,912
XT	3.0	20,674	20,557	2584	2568	10,518,528	10,534,912
XT	3.1	20,674	20,554	2584	2568	10,518,528	10,534,912
AT	3.0	41,670	41,553	10,417	10,387	21,334,016	21,272,576
AT	3.1	41,670	41,550	10,417	10,386	21,334,016	21,270,528

X-RAY VISION

Get it with X-VIEW 86™

X-VIEW 86™ analyzes, profiles, and debugs DOS application software — for improved performance on the IBM PC and its compatibles.



X-VIEW 86 lets you observe the internal operations of DOS application software.

Helps you analyze, debug, test, port, or convert DOS application software — and get faster, more reliable results.

Real solutions to technical challenges.

Looking for code hot spots?

X-VIEW 86 helps you find them fast.

Irritated by bugs that DEBUG can't reach?

X-VIEW 86 captures them.

Sweating over hardware compatibility issues?

X-VIEW 86 pinpoints the trouble spots.

Struggling with a conversion that just won't work?

X-VIEW 86 breaks the deadlock.

What X-VIEW 86 does.

X-VIEW 86 saves you hours of time-consuming, tedious work. It automatically collects data on application programs:

- memory map references
- I/O space references
- INT call usage
- instruction set usage
- segment usage data

X-VIEW 86 can interrupt the application program

- on any processor I/O access
- on any processor INT instruction
- on a specified execution path address
- on a specified memory location reference

X-VIEW 86 can also start the application program execution at a specified address. And it displays the results of the analysis on screen.

Hardware and software requirements.

X-VIEW 86 runs on any member of the IBM PC family — or any operationally-compatible machine that has at least 64 Kbytes of memory. And it's not copy-protected. You use it with PC DOS DEBUG 2.0 or 2.1.

Exciting — not expensive.

X-VIEW 86 is priced at an affordable \$59.95.

To order, call 1-800-221-VIEW.

In Texas, call 1-800-233-VIEW. Then get ready for a whole new outlook on your work.

Inquiry 70



To order X-VIEW 86™ by credit card, call toll free 1-800-221-VIEW. In Texas call 1-800-233-VIEW or send the coupon today.

Customer Service
McGraw-Hill Inc.
8111 LBJ Freeway
Dallas, Texas 75251

X-VIEW 86™ is \$59.95. All orders are subject to acceptance by McGraw-Hill, Inc. Prices are subject to change without notice.

- Check enclosed (Make check payable to McGraw-Hill Inc. Orders paid by check are subject to delay.)
- A.E. M.C. VISA D.C.

Name _____

Title _____

Company _____

Address _____

City _____ State _____ Zip _____

Phone (____) _____

Qty _____ \$59.95 Amt _____

Shipping (\$2.00 per copy) Texas sales tax (\$3.67 per copy) _____

Total _____

Signature _____

Name on card _____

Credit card no. _____ Expiration date _____

GROWING OLD?

...waiting
for C programs to
compile and link?



Use **C-terp**
the complete C interpreter

This is the product you've been
waiting (and waiting) for!

Increase your productivity and avoid agonizing waits. Get instant feedback of your C programs for debugging and rapid prototyping. Then use your compiler for what it does best...compiling efficient code ...slowly.

C-terp Features

- Full K&R C (no compromises)
- Complete built-in screen editor--no half-way house, this editor has everything you need such as multi-files, inter-file move and copy, etc. etc. For the ultimate in customization, editor source is available for a slight additional charge of \$98.00.
- Fast--Linking and semi-compilation are breath-takingly fast. (From edit to run completion in a fraction of a second for small programs.)
- Convenient--Compiling and running are only a key-stroke or two away. Errors direct you back to the editor with the cursor set to the trouble spot.
- Object Module Support-- Access functions and externals in object modules produced by your compiler. **New:** We are now supporting **Microsoft 3.0, Mark Williams & Aztec C** in addition to C.I. C86 & Lattice.
- Complete Multiple Module Support.
- Symbolic Debugging-- Set breakpoints, single-step, and directly execute C expressions.
- Many more features including batch mode and 8087 support.
- **Price: \$300.00 (Demo \$45.00) MC, VISA**
Price of demo includes documentation & shipping within U.S. PA residents add 6% sales tax. Specify compiler.
- C-terp runs on the IBM PC (or compatible) under DOS 2.x with a suggested minimum of 256Kb of memory. It can use all the memory available.

GIMPEL SOFTWARE

3207 Hogarth Lane • Collegeville, PA 19426
(215) 584-4261

*Trademarks: C86 (Computer Innovations), Lattice (Lattice Inc.), IBM (IBM Corp.), C-terp (Gimpel Software), Microsoft (Microsoft), Aztec (Manx)

DISK-ENCODING SCHEMES

Encoding schemes are designed to maximize the usable channel capacity of a device. In the 1940s, Claude Shannon of Bell Labs rigorously defined the quantization of information, channel capacity, and their relationship to transmission. His ideas were originally designed in conjunction with the telephone operating system.

If you look at a disk drive as a communication channel, the notions created and defined by Shannon show great applicability. Associated with each channel is a maximum capacity. In a perfect channel, data can be stored at this maximum. In the case of a disk, the ability to generate and detect signals is limited by numerous factors, including the magnetic flux (changes per inch) that the medium can support, the size of the magnetic field created by the read/write head, the error in drive rotational speed, and others. Except for mechanical aberrations, the major physical limitation in magnetic recording has to do with the packing density, that is, the number of bits per inch that can be recorded linearly and still be distinguishable. The fewer overall changes in state, the closer the bits can be packed together.

Many recording techniques are used. Figure A illustrates some of these. In the non-return-to-zero (NRZ) format, when a 1 follows a 1 or a 0 follows a 0, no change of state can be detected on output. Otherwise, there is a change. A variation of this is non-return-to-zero inverted (NRZI), where a change of state occurs only when there is a 1. A third format, phase encoding (PE), changes state in the middle of every bit. If it is a 1, it generates a negative pulse; if it is a 0, a positive pulse. This, of course, means that if two 0s or two 1s follow each other, there is a change of state between them.

NRZI, with its fewer changes in state, allows a better packing density than NRZ. However, since it is impossible to tell where some bits start and stop, a clock track must also be recorded with the data. This is not true of PE, which is self-synchronizing and therefore allows higher densities. However, the many reversals PE requires limits the density that it can achieve.

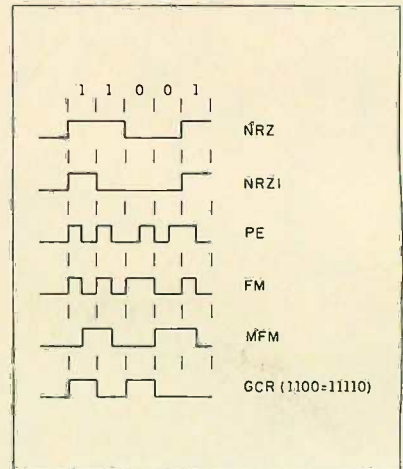


Figure A: Different schemes for encoding data on magnetic disks.

A recording format called group-code recording (GCR), based on NRZI, achieves much higher densities by encoding the data bits. In NRZI, a string of 0s will have no change of state, causing synchronization problems. GCR overcomes this by encoding 4 data bits into 5-bit patterns, none of which have more than two 0s adjacent nor have more than one 0 at either end. In the 32 combinations possible with 5 bits, 17 meet this requirement. Sixteen of them are used to encode data, and the seventeenth (11111) is used as a synchronization pattern.

Another type of recording format is frequency modulation (FM), or Manchester code. A change of state occurs in the middle of a 1 but not in a 0. There is also a change of state at the beginning of every bit. This last change makes this format self-synchronizing—there is always a pulse, either positive or negative, when the next piece of information passes under the head. A variation of this is modified FM, or MFM, which also has the change in the middle of a 1, but has a change of state at the beginning of a bit only when two 0s are adjacent. This, in effect, can double the density because the bit size can be cut in half.

IBM uses MFM to define the storing of data in both its floppy-disk drives and fixed disks.

INTERLEAVE FACTOR

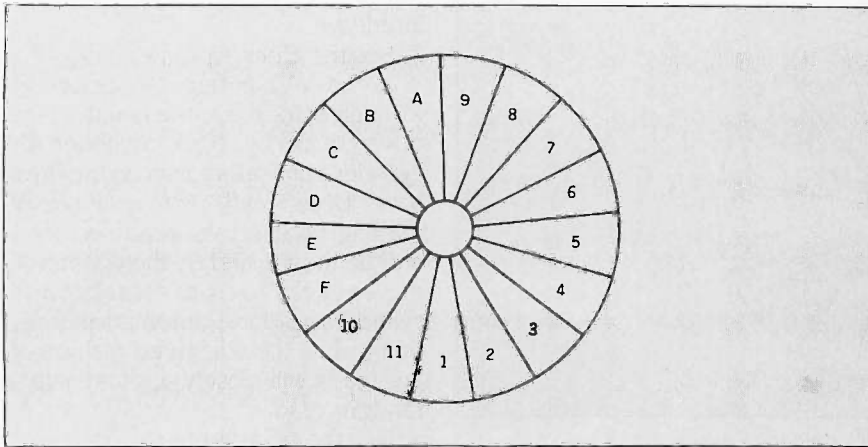


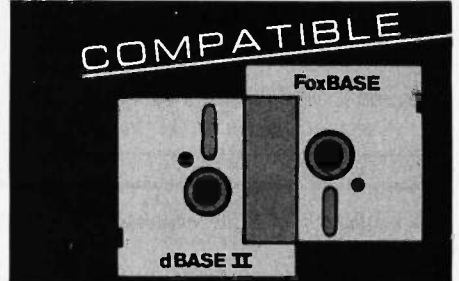


Figure 1: The interleave pattern for disks formatted with an interleave value of 1. (Disks formatted with 17 tracks, numbered in hexadecimal.)

Table 1: Times, in milliseconds, for blocked reads on the IBM PC XT.

Interleave	Number of sectors per block accessed							
	1	2	3	4	5	6	7	8
1	17.93	35.86	53.79	71.72	89.65	107.58	125.51	143.44
2	18.91	37.82	56.73	75.64	94.55	113.46	132.37	151.28
3	19.89	39.78	59.67	79.56	99.45	119.34	139.23	159.12
4	20.88	41.76	62.64	83.52	104.40	125.28	146.16	167.04
5	21.86	27.02	32.69	37.36	43.52	48.69	54.35	59.02
6	22.84	28.99	35.63	41.29	48.42	54.56	61.23	66.88
7	7.38	14.75	21.64	29.50	35.90	43.28	50.19	58.05
8	8.31	16.63	24.59	33.24	40.80	49.18	57.05	65.91
9	9.34	18.68	27.53	37.36	45.73	55.06	64.13	73.77
10	10.08	20.16	30.24	40.32	50.40	60.48	70.56	80.64
11	11.06	22.12	33.18	44.24	55.30	66.36	77.24	88.48
12	12.04	24.08	36.12	48.16	60.20	72.24	84.28	96.32
13	13.02	26.04	39.06	52.08	65.10	78.12	91.14	104.16
14	14.00	28.01	42.01	56.01	70.01	84.02	98.02	112.02
15	14.98	29.96	44.94	59.92	74.90	89.68	104.86	119.84

Table 2: Times, in milliseconds, for nonblocked reads on the PC XT.

Interleave	Number of sectors accessed							
	1	2	3	4	5	6	7	8
1	17.80	34.56	51.71	68.85	86.00	103.15	120.29	137.44
2	18.88	35.54	52.68	69.83	86.98	105.10	122.49	155.07
3	19.86	36.52	53.66	70.81	88.69	121.76	138.91	156.05
4	20.84	37.50	54.65	72.31	105.59	122.74	139.88	157.30
5	21.82	22.06	22.80	24.02	40.93	41.66	43.62	59.82
6	22.80	23.04	23.78	41.17	41.90	42.64	60.03	60.80
7	7.36	24.27	24.27	41.41	41.90	59.05	59.54	61.50
8	8.34	24.76	25.49	42.39	43.13	60.03	60.76	77.66
9	9.32	25.74	26.47	43.37	44.60	61.01	78.15	78.64
10	10.06	26.71	27.45	44.35	61.50	61.99	79.14	81.09
11	11.04	27.69	44.87	45.33	62.48	63.95	80.12	97.26
12	12.02	28.67	45.85	46.31	63.46	80.61	82.36	98.26
13	13.00	29.66	46.81	47.79	64.45	81.59	98.77	100.70
14	13.98	30.64	47.79	64.93	66.16	82.57	99.72	116.86
15	14.96	31.62	48.76	65.91	83.05	84.52	100.69	117.84



At last, the breakthrough you've been seeking in a database management system.

FoxBASE™ is more than just a relational database management system. Because it's written in C, FoxBASE is a highly portable, sophisticated interpreter/compiler that's ultraquick. Very economical. And dBASE II® source compatible (including full macro usage).

FoxBASE emits compact object code and makes automatic use of an 8087 or 80287 chip to let you develop and run applications with unsurpassed speed.

And for as little as \$10 per license, you can distribute FoxBASE with your applications. FoxBASE even comes with a 30-day moneyback guarantee.

MS-DOS \$395. AOS/VS \$995.
UNIX™ (priced according to host).

Don't be outfoxed by the others. Call or write Fox Software today.

dBASE II is a registered trademark of Ashton-Tate.

FOXBASE 
From
FOX SOFTWARE, INC.

27475 Holiday Lane, Perrysburg, OH; 43551
419-874-0162

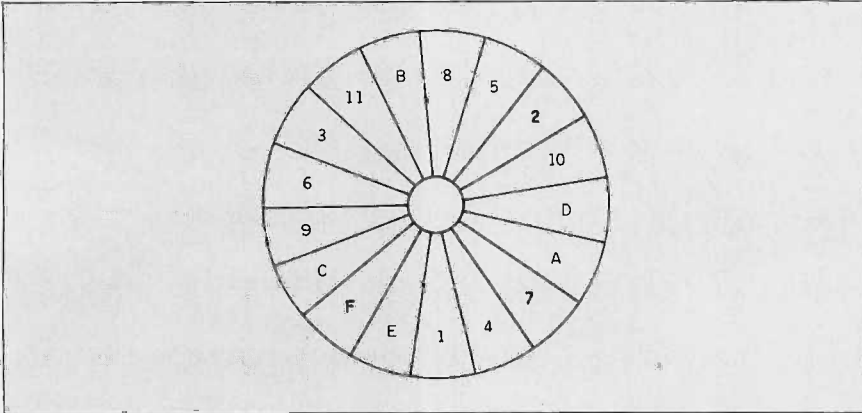


Figure 2: The interleave pattern for disks formatted with an interleave value of 3. (Disks formatted with 17 tracks, numbered in hexadecimal.)

interleave.

2. Set the clock to zero.
3. Read a number of sectors (1 through 8) for the entire length of the drive—track by track, cylinder by cylinder—until all sectors on the drive have been read. For example, if reading two sectors, read sectors 1 and 2, then 2 and 3, then 3 and 4, etc.—access across tracks and cylinders is done automatically. By doing this, the staggered fashion of the reads will closely approximate a random read.
4. Get the ending time.

This process continues for interleave values of 1 through 15.

The second test performed the same algorithm with this change: if reading two sectors, read sectors 1 and 2, then 3 and 4, then 5 and 6, etc. This process also continues for interleave values of 1 through 15.

Tables 1, 2, 3, and 4 summarize the results of these tests as performed on the PC XT and AT. Looking at the tables, most of the read times are linear with respect to the number of sectors accessed for a given interleave and the required time for that read. With some of the times, noticeably interleave 9 on the PC AT, the average access time decreases dramatically as the number of sectors requested increases.

Did IBM choose the best interleave? There is a discrepancy between the stated interleave (6) in the DOS 2.0 manual and the interleave that both showed the best times in my test and matched the interleave of a brand-new XT from IBM, namely, 7. Considering that, I think the answer is yes for both machines. IBM has optimized its code around single-sector reads. Although DOS may intermittently perform multiple-sector reads, it primarily accesses single sectors.

If multiple-sector reads are performed, it does appear that better interleaves exist. ■

I wish to thank Les Hodges and Tom Fortman for their assistance in preparing the materials comprising this article.

Table 3: Times, in milliseconds, for the interleave benchmark, blocked reads, for the IBM PC AT.


Interleave	Number of sectors per block accessed							
	1	2	3	4	5	6	7	8
1	17.76	35.52	51.81	68.08	85.85	102.62	119.88	136.18
2	9.13	18.25	27.38	36.51	45.64	54.76	63.89	73.02
3	6.17	12.34	18.51	24.68	30.85	37.02	43.19	49.36
4	12.83	25.66	38.49	51.32	64.15	76.98	89.81	102.64
5	7.15	14.30	21.45	28.60	35.75	42.90	50.05	57.20
6	3.21	6.42	9.63	12.84	16.05	19.26	22.47	25.68
7	5.18	10.36	15.54	20.72	25.90	31.08	36.26	41.44
8	14.80	29.60	44.40	59.20	74.00	88.80	103.60	118.40
9	17.02	19.25	21.46	23.69	25.91	28.13	30.35	32.59
10	11.84	23.68	35.52	47.36	59.20	71.04	82.88	94.72
11	13.81	27.63	41.44	55.26	69.07	82.88	96.70	110.51
12	10.11	20.23	30.34	40.45	50.56	60.68	70.79	80.90
13	4.20	8.39	12.59	16.78	20.98	25.17	29.37	33.56
14	10.94	21.87	32.81	43.74	54.68	65.61	76.55	87.48
15	8.14	16.28	24.42	32.56	40.70	48.84	56.98	65.12

Table 4: Times, in milliseconds, for the interleave benchmark, nonblocked reads, for the PC AT.

Interleave	Number of sectors accessed							
	1	2	3	4	5	6	7	8
1	17.80	33.79	49.82	65.85	81.88	97.91	113.94	130.48
2	9.13	25.90	26.39	43.17	44.15	60.44	61.91	77.69
3	6.17	22.99	23.26	23.93	40.45	41.58	42.18	57.97
4	12.83	29.60	29.85	46.86	63.14	79.91	81.15	98.16
5	7.16	23.93	24.47	24.91	41.44	42.68	58.70	60.43
6	3.21	19.98	20.23	20.63	21.47	21.96	36.02	38.24
7	5.18	21.95	22.70	22.99	37.50	39.72	41.20	41.69
8	14.80	31.57	46.37	48.84	65.86	82.88	99.51	115.43
9	17.02	18.99	19.24	19.49	19.98	20.98	21.47	21.97
10	11.84	28.61	28.86	45.78	62.16	63.15	80.17	95.69
11	13.82	30.59	30.83	47.85	64.87	80.89	97.67	114.45
12	10.05	26.64	26.89	43.42	44.15	60.41	76.96	78.44
13	4.20	20.97	21.22	21.95	22.45	38.73	38.98	40.41
14	10.85	27.62	27.87	44.40	61.17	62.15	77.94	92.98
15	8.14	24.91	25.41	42.22	42.98	57.72	59.77	61.42

HIGH QUALITY Heinsohn PC/XT

IBM PC/XT* COMPATIBLE PRODUCTS DIRECT SALES FROM OUR FACTORY



- * FULLY IBM PC/XT* COMPATIBLE
- * **640K** ON BOARD MEMORIES
- * 8 1/0 SLOTS
- * DUAL HALF HEIGHT DISK DRIVES
- * 83 KEYS FULL FUNCTION KEYBOARD
- * COLOR GRAPHIC ADAPTER
- * SERIAL AND PARALLEL PORTS
- * REAL TIME CLOCK WITH CALENDAR
- * **135 WATT** HARD DISK READY POWER SUPPLY
- * 12" HI-RES MONOCHROME MONITOR

ADVANCE SYSTEM: SPECIAL OFFER

(FULLY ASSEMBLED AND TESTED WITH 6 MONTHS WARRANTY)

ONLY **\$949⁰⁰**

*20 MGB HARD DISK SYSTEM ADD ON OPTION PLUS

\$660⁰⁰

FREE SURGE PROTECTED
POWER STRIP WITH 6 OUTLETS

1000000

WHEN PURCHASE THIS SYSTEM!

COMPARE OUR PRICES FIRST BEFORE YOU BUY!

- | | | | |
|---|-----------------|--|-----------------|
| • COLOR GRAPHIC ADAPTER
RGB & COMPOSITE VIDEO OUTPUT | \$ 98.00 | • DUAL RS-232 SERIAL CARD
WITH 2 SERIAL PORTS | \$ 75.00 |
| • MONOCHROME CARD 720 x 348
80 x 25 TEXT MODE W/PRINTER PORT | \$124.00 | • 0/384K RAM EXPANSION CARD
UP GRADE YOUR PC TO 640 K
MEMORIES | \$ 48.00 |
| • FLOPPY DISK CONTROLLER
RUN UP TO 4 DRIVES | \$ 52.00 | • FLIP TOP CASE | \$ 57.00 |
| • 384 KB MULTIFUNCTION CARD
0KB CLOCK, SERIAL, PARALLEL, JOY STICK | \$139.00 | • 83 KEYS FULL FUNCTION KEYBOARD | \$ 78.00 |
| • XT COMPATIBLE MOTHER BOARD
LOADED 256K RAM W/BIOS, 8 SLOTS | \$199.00 | • TEAC 55B DISK DRIVE (360 K) | \$ 88.00 |
| • PARALLEL PRINTER CARD W/CABLE
FOR ALL TYPE PARALLEL PRINTERS | \$ 36.00 | • POWER STRIP (6 OUTLETS)
W/SURGE PROTECT | \$ 18.00 |
| • RS-232 SERIAL CARD
COMMUNICATION CARD | \$ 53.00 | • JOY STICK (SELF CENTERING) FOR IBM | \$ 23.00 |
| | | • PARALLEL PRINTER CABLE (6 FT.) | \$ 12.00 |
| | | • SERIAL MODEM CABLE (6 FT.) | \$ 12.00 |
| | | • FLIP 'N' SAFE DISK BOX
(HOLDS 100 5 1/4' DISKS) | \$ 9.95 |
| | | • 135 WATTS POWER SUPPLY | \$ 95.00 |

MAIL AND PHONE ORDERS WELCOME • FOR FAST DELIVERY SEND CASHIER'S CHECK, OR MONEY ORDER. PERSONAL AND COMPANY CHECK ALLOW 3 WEEKS TO CLEAR. C.O.D. ORDERS ACCEPTED WITH MONEY ORDER, CASH OR CASHIER'S CHECK ONLY.
SHIPPING CHARGES: 5% OF TOTAL PURCHASE, FREE SHIPPING FOR ORDERS OVER \$1,000.00

**DIRECT FACTORY PRICES
DEALERS INQUIRIES INVITED**

* IBM IS THE REGISTERED TRADE MARK OF IBM CORP.

Carl Heinsohn International Inc.

1455 MONTEREY PASS RD., SUITE 103, MONTEREY PARK, CA 91754

PHONE: (213) 269-1103

TELEX: 3716858

DATA ACQUISITION TO GO INTERFACE FOR ANY COMPUTER



Connects via RS-232. Built-in BASIC. Stand alone capability. Expandable. Battery Option. Basic system: 16 ch. 12 bit A/D, 2 ch. D/A, 32 bit Digital I/O. Expansion boards available. Direct Bus units for many computers.

SPECIALISTS IN PORTABLE APPLICATIONS
(201) 299-1615

P.O. Box 246, Morris Plains, NJ 07950

ELEXOR

Inquiry 55

DOUBLE THE OPTION CAPACITY OF YOUR IBM PERSONAL COMPUTER

PC-XTRA

- DIRECT EXTENSION OF IBM PC BUS
- NO SOFTWARE CHANGES
- NO HARDWARE MODIFICATION
- STYLING CONSISTENT WITH IBM

Add all these special options that you've been wanting without worrying about filling your plug-in and back panel space



DEALER INQUIRIES INVITED.
\$549.00* F.O.B. SANTA ANA

1701 E. Edinger, Ste. A6, Santa Ana, CA 92680
(714) 953-5396

Inquiry 145

VT102/TEK 4010

For the IBM PC, XT, AT, PCjr, and Compatibles

PC102 precisely emulates DEC VT102, 101, 100, and VT52 terminals.

PC4010 includes all PC102 features plus Tektronix 4010 graphics

A few reasons why thousands of customers—including GE, Dow, Raytheon, Westinghouse, and Stanford University—prefer our products...

- Completes keyboard and screen emulation w/line graphics (optional 132-columns)
- ANSI color, local printer, bidirectional file transfer support
- Guaranteed compatibility with all DEC applications including EDT, WORD-11, ALL-IN-ONE, DEC-CALC, UNIX v1
- New DOS shell key, ten programmable softkeys, plus full DOS 2.X-3.X path names.
- Written in "C" and ASM: up to 38.4 KB

PC102-JR	\$89.00
PC102 (for PC, XT, AT, PCjr)	\$139.00
PC4010	\$179.00

Prepaid, C.O.D., Mastercard, VISA

30-DAY money back guarantee!
CALL TODAY!

gms
6440 Flying Cloud Dr.
Suite 205
Minneapolis, MN 55344

TERMINAL EMULATION
GENERAL MICRO SYSTEMS
(612) 944-0593

Inquiry 71

NEW LOCKIT II

- Password Protected Subdirectories
- Hides files-makes files Read-Only
- Runs on any PC or compatible with Hard Disk under DOS 2.0 or Higher—
- Easy to use - only \$79.95

LOCKIT I

- Password Enabled Boot-up
- For IBM PC or PC/XT
- Optional Hard-Disk-Only Boot.
- Invulnerable! \$129.95

PC RESET/QUICKON

- Reset without turning off power
- Eliminate turn-on & Reboot wait
- Saves time, frustration & damage to PC & PC/XT \$89.95

Specify PC or XT, MC/VISA

SECURITY MICROSYSTEMS CONSULTANTS
16 Flagg Place Suite 102B
S.I., NY 10304
(718) 667-1019

Inquiry 178


PC EXPANSIONS

AST SixPakPlus (64k)	\$259
SixPakPlus (384k)	\$299
MegaPlus (64k)	\$269
Advantage (128k)	\$419
Advantage (1.5M)	\$639
I/O Plus	\$129
PCnet - starter kit	\$809
Quadboard (64k)	\$199
Quadboard (384k)	\$249
Quadmeg-AT (128k)	\$319
Quadmeg-AT (2M)	\$609
Quadport-AT	\$105
HERCULES graphics board	\$319
Color Card with PP	\$159
HAYES Modems: 2400	\$c all
Smartmodem 1200	\$409
Smartmodem 1200B	\$379
Set of 9 chips (64k)	\$10
256k chips (each)	\$.4
8087 chip	\$119
Maynard Disk Controller	\$100
Sandstar Series	\$c all
Internal Hard Disks from	\$609
MaynStream tape backup from	\$979
Qume 142A	\$109
Teac FD55B	\$109
Tandon TM100-2	\$109
CDC 9409	\$119
Verbatim Datalife disks (10)	\$25

VLM Computer Electronics
10 Park Place • Morristown, NJ 07960
(201) 267-3268 Visa, MC. Check or COD.

Inquiry 145

ROSE ELECTRONICS DATA SWITCHES



SHARE computers, printers, any parallel or serial device
ELIMINATE cable swapping
INEXPENSIVE way to network
COMPATIBLE with all computers.
Businesses, Schools, Homes

WE ALSO OFFER:
Data Buffers, Line Drivers, Modems, Protocol Converters, Parallel - Serial Converters, Cables, Computers, Printers, Disk Drives, and more.

AUTOMATIC - CARETAKER is ideal for a business or school to share a printer or modem among many computers. Operation is fully automatic with no software required. Parallel or Serial 4 channels - \$295 8 channels - \$395

MANUAL - HARD SWITCH is operated with the flip of a switch. 2:2 and 2:4 models allow simultaneous communication.
Serial 1:2 - \$99 1:4 - \$159 2:2 - \$189 2:4 - \$279
Parallel 1:2 - \$79 1:4 - \$139 2:2 - \$119 2:4 - \$199
LED and spike protection on serial models add \$20.

CODE ACTIVATED - PORTER connects one computer to multiple peripherals. A software code selects the peripheral. Parallel or Serial 4 channels - \$295 8 channels - \$395
Buffer option 64K - \$100 256K - \$250

REMOTE - TELEPATH connects multiple computers to multiple peripherals. A selector at each computer or terminal chooses up to 4 peripherals and displays busy status. 4:4 - \$495 4:8 - \$795 selector - \$39.
Give a Rose to your computer

ROSE ELECTRONICS (713) 933-7673
P.O. BOX 742571
HOUSTON, TX 77274
MC & VISA Accepted
Dealer inquiries invited
CALL US FOR ALL YOUR INTERFACE NEEDS

Inquiry 234

ATTENTION MEGABYTES

Let your PC grow!

Vfeature for IBM AT, XT and compatibles supports **BIG** disks secures disk data.

Vfeature operates with AT and XT-compatible hard disk controllers.

Golden Bow Systems

\$80.00
Add \$3 for shipping/handling
California residents add 6% sales tax



3388 Second Ave., Suite F
San Diego, CA 92103
(619) 298-9349

Inquiry 75

68000 Cross Assembler Motorola VERSAdos + Compatible

Assembler, Linker, Object and Macro Librarian. Absolute and Relocatable Code, Macros, Includes, and Conditional Assembly. Structured Programming. No limit on source file size.

Unix (C) Compatible Source
\$700

CP/M-80*	PC/DOS†	CP/M-86*
\$200	\$250	\$250

Manual: \$20 (refundable)



1329 Gregory Wilmette, IL 60091 (312) 251-5310

*Digital Research trademark, †IBM trademark, + Motorola trademark

Inquiry 62

5 1/4" BASF FLEXYDISKS

	10-90	100+
SS / DD Soft	\$.92 ea.	\$.89 ea.
DS / DD Soft	\$1.02 ea.	\$.99 ea.
High Density (IBM - AT)	\$3.15 ea.	\$3.05 ea.
35 / SS Micro	\$2.10 ea.	\$2.05 ea.

In Stock - Immediate Shipment.
Mastercard, VISA, Check or Money Order.
Add \$3.00 shipping charges per each 100 or part.
Add \$2.50 additional for C.O.D. shipments.
N.J. residents add 6% sales tax.

Data Exchange
Dept. B, P.O. Box 993
178 Route 206 South
Somerville, N.J. 08876
(201) 874-5050

Inquiry 42

TOLL FREE

800-854-8230

CA Residents **714-558-8813**

OUR POLICY

- Surcharge for VISA or Mastercard.
- Volume purchasing agreements available.
- Orders subject to availability.
- Pricing subject to change without notice.
- ACP Retail Store pricing may vary. Not responsible for typos.

Inquiry 7

MAJOR BRAND LIQUIDATION



Retail Value \$5000

Save up to 60%

ACP PRICE
NOW ONLY!

\$1985.00

Color 14" RGB Included
10 Mb Hard Disk

ACP is proud to make this one-time special offer for a complete computer system that is 110% compatible to IBM™. This is by far the most significant bargain that we at ACP have offered in our 10 year

history. This system was successfully designed and manufactured to exceed IBM™'s PC in terms of quality, expansion modularity and capability, aesthetic appearance, and performance.

The system design utilizes the latest in state-of-the-art technology including:

- VLSI - Large Scale Integration Circuit Design
- Ergonomic CRT Design with Tilt Screen
- Professional Molded Packaging and Design
- High Quality 100 Watt Switching Supply
- Complete Integrated System
- Microsoft Compatible Mouse Function

The system is not a Taiwan or Korean knock-off. Each component is specifically designed and specified to meet the highest performance and reliability standards in the industry. It represents the best that Japanese craftsmen have to offer and you will be equally proud to own one of your own. ACP has a limited quantity of these systems in several different configurations. IBM™ PC-DOS™ v1.1/2.1, MS-DOS™ v2.11 and Concurrent v3.1 compatible. We have found no known incompatibility with any IBM™ PC application. Our technical staff has 8.5 Megabytes of various MS-DOS software packages installed including Lotus 1-2-3 and Flight Simulator. Each system comes complete with a 90 day warranty.

ACP Base System Consists of:

- (1) 360K DD/DS Floppy Disk Drive
- Mouse with Software
- 256K Memory Expandable to 640K on the Motherboard
- Deluxe Keyboard with LEDs
- Serial Port and Parallel Port
- Color or Monochrome Controller
- 4.77MHz, 8088 CPU
- 100 Watt Switching Supply w/Fan
- Three Expansion Slots
- Optional 6 Slot Expansion Chassis with Power Supply (add \$399)

	SYSTEM CONFIGURATION	Est IBM List*	Your Price
SYSTEM A	Base System (see left) PC with 360K Floppy, Keyboard & Mouse.	\$2100.00	\$995.00
SYSTEM B	Base System (see left) plus Add'l 360K Floppy Drive	\$2295.00	\$1099.00
SYSTEM C	Base System plus 12" Green Monitor with Detachable Tilt/Swivel Base.	\$2575.00	\$1399.00
SYSTEM D	Base System plus 12" Color Monitor with Detachable Tilt/Swivel Base.	\$2995.00	\$1699.00
SYSTEM E	Base System plus Cir Monitor, 10Mb Hard Disk and Boot Diagnostics.	\$5000.00	\$1985.00
SYSTEM F	Base System plus 80 Col. x 25 Line LCD Screen	N/A	\$1299.00

Base System A (as above) **\$995.00**

*Assumes required add-in boards to provide same capacity

IBM PC is a trademark of IBM Corp.

LQP PRINTER SPECIAL




Major Manufacturer
Daisy Wheel Model 620
Letter Quality Printer
with Serial Interface.

Perfect for IBM PC and
Compatibles. Prints 25cps and
comes with 90 day warranty.

\$495.00

List \$1495.....
With purchase of
any system above **\$395.00**



10 Mb \$449.00

HARD DISK

w/Controller for IBM™ PC and
Compatibles.

10 Mb Standalone **\$249.00**

20 Mb Standalone **\$419.00**

PC UPGRADE SPECIAL

\$8.95 SET OF (9) 64K RAMS


\$34.95 SET OF (9) 256K RAMS

\$5.95 128K PIGGYBACKS

IBM Brand ASYNCH

INTERFACE CARD

List \$100 **ACP \$49.95**



5 Mb EXTERNAL

Sharp IBM Look-a-like w/contr. for
IBM PC. Sub-System Price: **\$429.00**
External Enclosure Add **\$195.00**

Internal w/controller
Sub-System Price: **\$299.00**

DELUXE JOYSTICK


\$11.95



Compatible w/Atari
2600, 400, 800, VIC-20/
64 and Apple. Apple re-
quires optional cable
adapter. Add **\$2.95**

APPLE DISK DRIVE

\$115.00



High quality 1/2 high
drive for Apple II, II+,
Ile or Iic. Apple Iic re-
quires optional cable
adapter. Add **\$10.00**



Advanced Computer Products Inc.

Mail Order: P.O. Box 17329 Irvine, CA 92713

Retail: 1310 B.E. Edinger, Santa Ana, CA 92705

CAT MASTER®

“THE ULTIMATE TIME-SAVER”

Have you ever forgotten a File Name? Or you recall the name but not on which Diskette it is located? **CAT MASTER®** eliminates this wasted time as it is much more than a Diskette Cataloguer, it is a Diskette Manager! **CAT MASTER®** can extend file names beyond the limits of DOS, so even though you can't remember the actual name, you need only to recall a subject, category, comment, etc., that was associated with the file.

Just present your Diskettes to **CAT MASTER®**, it does the rest.
For PC's, XT's, Compatibles using DOS Ver. 2.
Visa, MC, Check - \$69.95 + \$2.00 Handling
(813) 546-5672

COMPUTERIZED CONCEPTS
5191 PARK BLVD.
PINELLAS PARK, FL 33565

Inquiry 33

Compute the Comet with Comet Vision!

Track Halley's Comet on your own IBM PC or compatible (with graphics), and follow it among the stars and planets from your own location.

- * Compute the comet's celestial coordinates with display of comet and planet orbits.
- * See horizon views of Halley's Comet in the sky any time or location during the 85/86 apparition.

Introductory software offer: **\$34.95** plus **2.00** postage and handling. New Mexico residents add 4.375 sales tax. Cashiers check or money order only, mailed same day. Check, allow 3 wks. delivery.

Order from: **KLB**
SOLAR INC.

201 La Veta Dr. NE, Abq., NM 87108.
For information call (505) 848-9001.
* IBM is a registered trademark of International Business Machines Corporation.

Inquiry 105

3M Diskettes Lifetime Warranty

**TIRED OF WAITING
FOR SERVICE AND PRICE?
9 out of 10 SURVEYED
DISK BUYERS PREFERRED**

**NORTH HILLS
#1 IN SERVICE AND PRICE
1-800-328-3472**

Formatted and hard sectored disks in stock-Dealer inquiries invited.
COD, VISA, MASTERCARD
All orders shipped within 24 hrs



**NORTH HILLS CORP.
INTERNATIONAL**
3564 Rolling View Dr.
White Bear Lake, MN. 55110
MN. call collect—612-770-0485

Inquiry 144

Genie™

Stomps Sidekick

Memory resident windowing utility includes: KEY MACROS, DOS Services, Alarm clock, Two calculators, Notepad/Editor, Rolodex Card file with no limit on # of cards, Calendar, ASCII table, Typewriter, and True cut & paste. Each module loads separately. Not copy protected for PC compats, or Zenith 100.

\$49⁹⁵

for more info, or to order contact:



**ADVANCED
SOFTWARE
TECHNOLOGIES**

452 West 47 Street
NYC, NY 10036 (212) 247-0150

Inquiry 8

64K ■ 128K ■ 256K

DRAMS

80287-8 ■ 80287-3

8087-3 ■ 8087-2

8087-1

BITTNER



899 SOUTH COAST HIGHWAY
LAGUNA BEACH, CA 92651
(714) 497-6200
CALL NOW FOR **FREE CATALOG**

Inquiry 15

FORMAT-1-2-3

- * Loads ANY ASCII data into 1-2-3 and Symphony !
- * On-line Help System!
- * Send Spreadsheets using E-Mail!
- * Runs on PC,XT,AT & compatibles
- * Also TI Professional & AT&T!
- * Header feature and more!
- * Extended Warranty!
- * Dos 2.0+ with 64K, 1 drive
- ** \$150 MC, VISA, Check, COD

RELIABLE SOFTWARE CO.

P.O. Box 99
Titusville, FL 32781
(305) 267-2043

(800) 235-6646 Ext. 581 (nat)
(800) 235-6647 Ext. 581 (ca)

Inquiry 170

Universal Machine Independent Assembler

MOPI:

The only assembler capable of generating machine code for any 8- or 16-bit micro using a universal set of instructions, including procedural, the manufacturer's or user defined instructions.

The first assembler to implement a proposed AL Standard, applicable to any computer; simplifies learning AL, reduces development time, offers limited portability.

Simple enough for a beginning programmer, sophisticated enough for experienced computer professionals.

For CP/M or PC-DOS - \$195
Proposed AL Standard - \$10
Special Club, Site, Dealer Rates



VOCS
P.O. Box 3705
Mpls., MN 55403

Inquiry 209

MCFORMAT \$50

Don't let DOS waste your disk space! Add up to 50% more hard disk capacity to your IBM PC, XT, AT or 100% compatible by selecting format parameters, including cluster & directory size. Fully DOS compatible (3.0 or 3.1). Complete with installation program and resident device driver. Replace DOS Format with interactive and informative MCFORMAT. VISA/MC.

MICROCOMPUTER CONCEPTS, INC.
9715 SE 43 Street
Mercer Island, WA 98040
(800) 722-8088 (206) 236-2300

Inquiry 127

OPT-TECH SORT™

**SORT/MERGE Program for the
IBM-PC, XT, AT & Compatibles
Btrieve Files Now Supported**

- Written in assembly language for high performance
Example: 4,000 records of 128 bytes sorted to give key & pointer file in 30 seconds. **COMPARE!**
- Sort ascending or descending on up to nine fields
- Ten input files may be sorted or merged at one time
- Supports many file structures & data types
- Filesize limited only by your disk space
- Output file can be full records, keys or pointers
- Can be run from keyboard or as a batch command
- Can be called as a subroutine to many languages
- Easy to use - Fully documented
- \$99 - VISA, M/C, Check, Money Order, COD, or PO
Quantity discounts and OEM licensing available

To order or to receive additional information write or call

OPT-TECH DATA PROCESSING
P.O. Box 678 Zephyr Cove, Nevada 89448
(702) 588-3737

Inquiry 144



FORTRON CORPORATION

3255A SELDON COURT, FREMONT, CA 94538

INFORMATION & CALIF. RESIDENTS

[415] 490-8171
TLX: 559291 FORTRON
FAX: [415] 490 9156



When choosing a POWER SUPPLY for your PC, XT, AT or Compatibles please consider this. . .

"All look-alike supplies come with some type of warranty, only Fortron's power supplies come with a guarantee backed by a full U.L. rating. Your PC represents a substantial investment, it does not make sense to risk costly downtime due to bargain power supplies, when for a few dollars more you can have the confidence of Fortron quality."


Trust in Fortron quality without compromise.



FC 135-40 [140 W. max.] **129⁰⁰**

- For upgrade IBM PC to XT same pin out, same dimension as IBM PC, XT
- or 8 pin output connectors for Faraday CPU board
- With 4 drives connectors
- Low noise DC fan, 110/230 VAC convertible
- Over current, over voltage, short circuit, thermostat protections
- U.L. recognition, one year warranty

PC/XT



FC 130-40 [130 W. max.] **119⁰⁰**

- For Faraday, DTC megabooks, XT compatibles
- OCP, OVP, short circuit protections
- Match our computer chassis FC-630
- DC fan, 110/230 VAC convertible
- U.L. recognition, one year warranty

PC/XT



FC 5192 [200 W. max.] **189⁰⁰**

- Identical dimension & pin-out to IBM AT power supply
- Faraday type pin-out available
- W/4 drives connectors
- High air flow, low noise DC fan, 110/230 VAC convertible
- OCP, OVP, short circuit, thermostat protections
- U.L. recognition, one year warranty

PC/AT

ORDER TOLL FREE [800] 821-9771

Attractive Prices for Dealers/OEM's
Please Call for Current Prices!

COMPUTER CHASSIS & KEYBOARD

FC 630 **79⁰⁰**




- For Faraday DTC BRD
- Rear side switch
- To use FC 130-40 power supply
- Complete mounting hardware

FC 630 A2 **99⁰⁰**



- IBM XT identical
- To use FC 135-40 power supply
- Side switch
- Complete mounting parts

FC 630 AT **139⁰⁰**



- IBM AT identical
- Complete mounting hardware
- LED lamps, speaker optional

FC 640 **269⁰⁰**



- Comes with 5 slot mother brd., 100 W. power supply, cooling fan
- Two 1/2 height drive bracket
- Dia. 1 1/2" x 12" x 6 1/4"
- Ext./Rcv. Adaptor optional

Expansion Chassis
Ext./Rcv. Adaptor
179⁰⁰

FC A27 **89⁰⁰**



- IBM XT keyboard compatible
- Enlarged return key
- Light and num. lock keys

FC 527 **129⁰⁰**



- IBM AT keyboard compatible
- Enlarged return shift key
- Capacitance low profile key switch

FC 230 Floppy Disk Controller

- Drives 4 x 5 1/4" FDD
- IBM compatible
- w/cable



59⁰⁰

FC330 Hard Disk Controller


- Up to 2 Hard Disk Drives
- Fully Buffered I/O Bus
- Built-in ECC



189⁰⁰

CT-6020 Color/Graphic/Printer

- 80 x 25 Hi-Res
- 40 x 25 Low-Res
- 320 x 200 Dots
- Comp. video output
- Light pen conn.



139⁰⁰

FC940 RS232/Real Time Clock

- To 9600 Baud
- Battery back-up



69⁰⁰ **59⁰⁰**
Clock only

FC 830 512K Memory Expansion

- From 64K to 512K
- Parity-checked memory for error detection




109⁰⁰ (8K)

A GREAT GIFT Listed **199⁰⁰** for Him or Her your cost now **99⁰⁰**

Call for Qty. Price.

Thermo Printer



- 80 characters/line
- Battery back-up
- Centronic Parallel Interface

Low Low Cost for IBM PC, XT, AT Add-On Cards

FC 930 RS232/Parallel Port

- RS232 serial
- Parallel interface



89⁰⁰

FC 530 Monochrome/Printer

- 8 x 25 screen
- 7 x 9 character
- TTL Level of output



109⁰⁰

CT-6040 Monochrome/Graphic/Printer

- 80 x 25 text mode
- 720 x 348 graphic mode
- Runs Lotus 1-2-3
- 64K Graphic Display Mem.



129⁰⁰

FC 730 (CT-6050C) 384K Multifunctions

- Memory Expansion to 384K
- Clock/Calendar
- Serial, parallel interface
- Game port



129⁰⁰

INTERNAL MODEM

only **195⁰⁰**



- Free PC-Talk Software
- 300/1200 Baud
- Auto. Busy Redial, Auto. Answer
- Dual phone jack plus RS232 port
- Self test

MONITORS

- w/Swivels
- Hi-Res for IBM PC



12" Green: **99⁰⁰**
12" Amber: **109⁰⁰**

CABLES

- Hard Disk Drive Cable (34p-34p) **19⁹⁵**
- Floppy Drive Cable **11⁹⁵**
- 9 pin D type to 25 pin D type for PCAT **19⁰⁰**
- Printer cable 25 DB to Centronics **19⁰⁰**
- RS232 to RS232 cable **19⁰⁰**
- Power cord w/female socket **2⁰⁰**

RAM CHIPS DRIVES

- 64K **8⁰⁰**/**9 pcs.**
- 128K **53⁰⁰**/**9 pcs.**
- piggy back 256K **33⁰⁰**/**9 pcs.**

TEAC Half Height 5 1/4" Floppy Drives
TEAC 55BV
95⁰⁰

Hard Disk Drives

TEAC Miniscribe

10 MB 449⁰⁰
20 MB 559⁰⁰
(w/cable controller)

TERMS

- Min. shipping & handling \$6.00.
- Can be more for actual cost.
- CA. Res. add 6.5% tax.
- No return merchandise without a RMA No.
- Restocking charge 15%.
- Prices subject to change w/o notice.

Get the Proportional Printing Program which Really Works!

Get type-set quality true proportional spaced printing from unmodified WordStar and NewWord document files. PropStar prints on most daisy-wheel printers with ps wheels including Diablo, Gume, NEC, Brother, Juki, S-R, C.Itoh, & others.

PropStar is a stand-alone program, not a patch to your W.S. program. It maintains correct letter spacing, never crowds text (even on short lines), offers continuous underline, gives higher quality print than modified WordStar. PropStar supports most WordStar and NewWord print features. Fully pre-installed, no installation patching is required. For MS-Dos systems on 5" PC disks, also for CP/M-80 systems on more than 40 8" & 5" disk formats. Only \$ 79.95, Visa & M.C. OK. Specify computer & printer model.

CIVIL COMPUTING CORPORATION
2111 Research Drive, Suite 1
Livermore, California 94550 (415) 455-8086



**EPROM DISKETTE AND DISK DRIVE EMULATOR
IBM PC* COMPATIBLES
AND APPLE IIe***

- Diskless control and communications systems
- Dedicated workstations for improved productivity
- Customized, high speed, smart terminal.
- Put software in silicon
- Solid state reliability and performance
- Self contained control and EPROM program circuitry
- PC and MS DOS* compatible

ROMDISK PC-1 (180K) \$495
ROMDISK PC-2 (360K) \$595
ROMDISK A FOR //e (144K) \$349

**CURTIS, INC. 22 Red Fox Road
St. Paul, MN 55110 612/484-5064**

*IBM PC and PC DOS is a registered trademark of IBM Corporation MS DOS is a registered trademark of Microsoft Corporation Apple //e is a registered trademark of Apple Computer Corporation



**PREMIUM QUALITY! LIFETIME WARRANTY!
DISK SALE!
MONEY-BACK SATISFACTION GUARANTEE!**

Made by top USA makers, not "lowend" or "second". We buy truckloads of major makers' overproduction. They won't let us to reveal their names, but when you receive them you'll probably recognize them as among the HIGHEST QUALITY PREMIUM Disks made...labeled or unlabeled! Certified, guaranteed 100% error free. MONEY BACK SATISFACTION GUARANTEE! FAST AIR HOUR SHIPPING! "BOXED" comes complete with sleeves and labels. "BULK" does not. Prices are per disk. Call for volume pricing.

	10	100	500	1000	5000	10k
HUDAN BOXED 5.25/351k (Apple)	72c	70c	67c	65c	62c	n/a
HUD10 BOXED 5.25/Standard	80c	77c	74c	71c	68c	n/a
HUD20 BOXED 5.25/ (IBM, etc)	87c	85c	81c	78c	75c	n/a
HUDAN BULK 5.25/351k (Apple)	n/a	60c	57c	54c	51c	48c
HUD10 BULK 5.25/Standard	n/a	64c	61c	58c	54c	49c
HUD20 BULK 5.25/ (IBM, etc)	n/a	74c	71c	67c	63c	58c

from **46c**

COMPUTER SUPPLIES AT WHOLESALE PRICES!
UNIFILE-75 like "Flip-n-File" holds 75 disks \$10
UNIFILE-100, w/lock and key, holds 100 disks \$15
LETTER-QUALITY 8.5x11" white 20# micro-perf 2600/ctn \$29
DRAFT-QUALITY 8.5x11" white 16# std-perf 3400/ctn \$29

HOW TO ORDER: Pay by MC-Visa-Amex-COD or send check with order. Include \$1 for shipping & handling +\$2 if COD. (for computer paper include \$4 for each ctn + \$2 if COD) On All orders MUST include daytime phone & street address. Minimum order \$15. Money-back 30 day satisfaction guarantee! Send for free flyer with 100% of discount supplied!

TOLL FREE (800)343-0472
IN MASS (617) "UNI-TECH"
UNITECH 20Y HURLEY STREET
CAMBRIDGE, MA 02141
© 1985, Unitech, Inc.

Inquiry 24

Inquiry 40

Inquiry 205

**ATTENTION
BERNOULLI BOXERS
Give your IOMEGA a Boot!**

**FIXT/B PLUS for
IBM AT, XT, PC and compatibles**

FIXT/B PLUS gives you the utility of a bootable hard disk while preserving the performance of your Bernoulli Box. You can have it all with FIXT/B PLUS!

Golden Bow Systems

\$95-\$110
Add \$3 for shipping/
handling
California residents add
8% sales tax



3368 Second Ave., Suite F
San Diego, CA 92103
(619) 298-9349

Inquiry 74

5 1/4" 3M FLEXYDISKS

	10-90	100+
SS / DD	\$1.34 ea.	\$1.29 ea.
Soft		
DS / DD	\$1.63 ea.	\$1.58 ea.
Soft		

PLUS— A \$2.00 3M Factory Rebate Coupon with each box, along with 3M's big \$30.00 rebate for other 3M products.

In Stock — Immediate Shipment.
Mastercard, VISA, Check or Money Order.
Add \$3.00 shipping charges per each 100 or part.
Add \$2.50 additional for C.O.D. shipments.
N.J. residents add 6% sales tax.

Data Exchange
Dept. B, P.O. Box 993
178 Route 206 South
Somerville, N.J. 08876
(201) 874-5050

Inquiry 43

**BUY
UNITED
STATES
SAVINGS
BONDS**



CodeSmith™-86
Tag Field
Label Field
Comment Field

IBM PC-XT AT SYMMETRIC DEBUGGER

CODE WINDOW
DUMP WINDOW

MACHINE STATE WINDOWS
by CodeSmith™-86

"CodeSmith really shines..."
... PC TECH JOURNAL

The original Interactive Multi-Window Debugger now has Automatic Source Code Readout of Microsoft C, Pascal, & Fortran.

- ☑ Built-in dynamic insertion-patch Assembler.
- ☑ Writes user-formatted disassemblies to disk.
- ☑ Optional NMI breakout switch. ☑ Session save.

VISUAL AGE
642 N. Larchmont Blvd.-Los Angeles, CA 90004 **\$145.95**

(800) 732-2345
In Calif. (213) 534-4202

Inquiry 207

**STATE-OF-THE-ART
MAGNETIC MEDIA**

5 1/4" DISKETTES

- With Hub Rings
- With Write Protect Tabs
- With Static-Free, Dust-Free Envelopes
- With User ID Labels
- In Factory Sealed Poly Packs

69c Single Side Double Density	79c Double Side Double Density
---	---

100% ERROR FREE - LIFETIME WARRANTY
MEET OR EXCEED APPLICABLE ANSI, ECMA, ISO STANDARDS

Minimum quantity: 50 diskettes. Discount for 300 or more diskettes. **Shipping and Handling:** \$4.00 per 100 diskettes. Reduced shipping charge for larger quantities. C.O.D. add \$4.00. Cash or certified check. MI residents add 4% sales tax. Prices subject to change without notice.

Precision Data Products
P.O. Box 8367, Grand Rapids, MI 49508
(616) 452-3457 • Michigan 1-800-632-2468
Outside Michigan 1-800-258-0028

Inquiry 156

maxell DISKS
LIFETIME WARRANTY

**TIRED OF WAITING
FOR SERVICE AND PRICE?
9 out of 10 SURVEYED
DISK BUYERS PREFERRED**

**NORTH HILLS
#1 IN SERVICE AND PRICE
1-800-328-3472**

Formatted and hard sectored disks in stock-Dealer inquiries invited.
COD, VISA, MASTERCARD
All orders shipped within 24 hrs.

**NORTH HILLS CORP.
INTERNATIONAL**
3564 Rolling View Dr.
White Bear Lake, MN. 55110
MN. call collect—612-770-0485

Inquiry 157

What the world really needs is a 69 cent Double Sided, Double Density Diskette with a LIFETIME WARRANTY!

And DISK WORLD! has it.

**Introducing Super Star Diskettes:
the high quality diskette with
the lowest price
and the best LIFETIME WARRANTY!**

In the course of selling more than a million diskettes every month, we've learned something: higher prices don't necessarily mean higher quality.

In fact, we've found that a good diskette manufacturer simply manufactures a good diskette...no matter what they charge for it. (By way of example, consider that none of the brands that we carry has a return rate of greater than 1/1,000th of 1 percent!)

In other words, when people buy a more expensive diskette, they aren't necessarily buying higher quality.

The extra money might be going toward flashier advertising, snazzier packaging or simply higher profits.

But the extra money in a higher price isn't buying better quality.

All of the good manufacturers put out a good diskette. Period.

How to cut diskette prices ...without cutting quality.

Now this discovery posed a dilemma: how to cut the price of diskettes without lowering the quality.

There are about 85 companies claiming to be "diskette" manufacturers.

Trouble is, most of them aren't manufacturers.

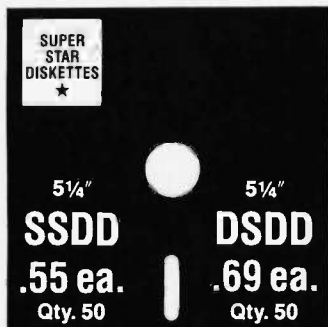
Rather they are fabricators or marketers, taking other company's components, possibly doing one or more steps of the processing themselves and pasting their labels on the finished product.

The new Eastman Kodak diskettes, for example, are one of these. So are IBM 5¼" diskettes. Same for DYSAN, Polaroid and many, many other familiar diskette brand names. Each of these diskettes is manufactured in whole or in part by another company!

So, we decided to act just like the big guys. That's how we would cut diskette prices...without lowering the quality.

We would go out and find smaller companies to manufacture a diskette to our specifications...specifications which are higher than most...and simply create our own "name brand" diskette.

Name brand diskettes that offered high quality at low prices.



Super Star diskettes are sold in multiples of 50 only. Diskettes are shipped with white Tyvec sleeves, reinforced hubs, user ID labels and write-protect tabs.

Boy, did we get lucky. Our Super Star Diskettes are the same ones you've been using for years...without knowing it.

In our search for the low priced, high quality diskette of our dreams, we found something even more interesting. We found that there are several manufacturers who don't give a hoot about the consumer market for their diskettes. They don't spend millions of dollars in advertising trying to get you, the computer user, to use their diskettes.

Instead, they concentrate their efforts on turning out the highest quality diskettes they can...because they sell them to the software publishers, computer manufacturers and other folks who (in turn) put their name on them...and sell them for much higher prices to you!

After all, when a software publisher or computer manufacturer or diskette marketer puts their name on a diskette, they want it to work time after time, everytime. (Especially software publishers who have the nasty habit of copy-protecting their originals!)

**Super Star Diskettes. You already know
how good they are. Now you can buy
them...cheap.**

Well, that's the story.

Super Star diskettes don't roll off the boat from Pago-Pago or emerge from a basement plant just east of Nowhere.

Super Star diskettes have been around for years...and you've used them for years as copy-protected software originals, unprotected originals. Sometimes, depending on which computer you own, the system master may have been on a Super Star diskette. And maybe more than once, you've bought a box or two or more of Super Star diskettes without knowing it. They just had some "big" company's name on them.

Super Star Diskettes are good. So good that a lot of major software publishers, computer manufacturers and other diskette marketers buy them in the tens or hundreds of thousands.

We buy them in the millions.

And then we sell them to you.

Cheap.

When every little bit counts, it's Super Star Diskettes.


You've used them a hundred times...under different names.

Now, you can buy the real McCoy, the same diskette that major software publishers, computer manufacturers and diskette marketers buy...and call their own.

We simply charge less.

Super Special!

Order 50 Super Star Diskettes and we'll be happy to sell you an Amaray Media-Mate 50 for only \$8.75, shipping included...a lot less than the suggested retail price of \$15.95.



Regular DISK WORLD! price: \$9.69 ea.
+ \$2.00 Shpng.

DISKETTE STORAGE CASES

DISK CADDIES

The original flip-up holder for 10 5¼" diskettes. Beige or Grey only.

\$1.65 ea. + .20 Shpng.

DISKETTE 70 STORAGE

Dust-free storage for 70 5¼" diskettes. Six dividers included. An excellent value.

\$9.95 ea. + \$3.00 Shpng.



HOW TO ORDER:

ORDERS ONLY:

1-800-621-6827

(In Illinois: 1-312-256-7140)

INQUIRIES:

1-312-256-7140

FOR FASTEST SERVICE, USE NO-COST MCI MAIL: Our address is DISKORDER. It's a FREE MCI MAIL letter. No charge to you. (Situation permitting, we'll ship these orders in 24 hours or less.)

SHIPPING: 5¼" & 3½" DISKETTES—Add \$3.00 per each 100 or fewer diskettes. OTHER ITEMS: Add shipping charges as shown in addition to other shipping charges. PAYMENT: VISA, MASTERCARD and Prepaid orders accepted. COD ORDERS: Add additional \$5.00 special handling charge. APO, FPO, AK, HI & PR ORDERS: Include shipping charges as shown and additional 5% of total order amount to cover PAL and insurance. We ship only to United States addresses, except for those listed above. TAXES: Illinois residents, add 7% sales tax.

MINIMUM ORDER: \$35.00.

HOURS:

Human: 8AM-6PM Central Time, Monday through Friday
Answering Machine: 6PM-8AM, All Times
MCI MAIL: 24 hours a day.

The Super Star LIFETIME WARRANTY!

Super Star Diskettes are unconditionally warranted against defects in original material and workmanship so long as owned by the original purchaser. Returns are simple: just send the defective diskettes with proof of purchase, postage-paid by you with a short explanation of the problem, and we'll send you the replacements. (Incidentally, coffee stained diskettes and diskettes with staples driven through them don't qualify as "defective".)

**WE WILL MEET OR BEAT ANY NATIONALLY
ADVERTISED PRICE
ON THE SAME PRODUCTS AND QUANTITIES
SUBJECT TO THE SAME TERMS AND CONDITIONS.**

DISK WORLD!, INC.

**629 Green Bay Road
Wilmette, Illinois 60091**

LOW PRICES! FAST SERVICE!

**INTEL/LOTUS
4 MEGABYTE
BOARD**
\$349.95 with 64K installed
for IBM PC

For Your IBM PC	For Your IBM PC-AT
256K \$399.95	128K \$529.95
512K \$449.95	512K \$629.95
1 MB \$549.95	1 MB \$729.95
2 MB \$749.95	2 MB \$929.95
	4 MB \$1599.95

**TALLTREE JRAM-2/JRAM-3
2 MEGABYTE CARD**
\$199.95 JRAM-2
Without Memory

1 MB JRAM-2	\$399.95
2 MB JRAM-2	\$599.95
256K JRAM-3	\$329.95
1 MB JRAM-3	\$499.95
2 MB JRAM-3	\$629.95

**Multifunction Card \$149.95
For Your IBM PC**

Up to 384K, parallel printer port, RS-232 serial port, game port, clock/calendar, RAM disk/printer buffer software package.

0K JADE Expando RAM	LIST	JADE
384K JADE Expando RAM	\$299	\$149.95
	\$649	\$249.95

**EXPAND YOUR IBM PC,
IBM PC-XT, IBM PC-AT**

AST Six Pak Plus 64K	LIST	JADE
AST Six Pak Plus 384K	\$395	\$249.95
AST I/O Plus	\$945	\$349.95
128K AST Advantage-AT	\$165	\$129.95
3.0 MB AST Advantage-AT	\$595	\$449.95
Quadport-AT 1S, 1P	\$4145	\$1299.95
	\$154	\$139.95

IBM Video Boards

Hercules Color Graphics	LIST	JADE
Hercules Monochrome Graphics	\$245	\$189.95
Tecmar Graphics Master	\$499	\$339.95
Paradise Graphics Card	\$699	\$499.95
Everex Graphics Edge	\$395	\$319.95
JADE RGB w/Parallel Port	\$599	\$349.95
JADE RGB w/Parallel & Serial	\$1199	\$999.95
JADE TTL Monochrome720x348	\$299	\$199.95
	\$299	\$149.95

**135/150 WATT
Drop-in replacement
POWER SUPPLY**
For your IBM PC

LIST	JADE
135 Watt	\$199
150 Watt	\$249
	\$959.95
	\$1159.95

High Speed APU Chips

8087	\$119.95	80287	\$199.95
------	----------	-------	----------

**FREE PC PAINT W/
MICROSOFT MOUSE**

Microsoft Mouse, RS-232 Serial	LIST	JADE
Microsoft Mouse, IBM Bus	\$199	\$129.95
PC MOUSE with Pop-ups	\$195	\$139.95
PC MOUSE with Paint	\$220	\$159.95


KEYTRONICS

KB5150 Improved IBM Keyboard	LIST	JADE
KB5151 Deluxe IBM Keyboard	\$209	\$159.95
KB5153, KB5152B & KB5152V also available		

**256K RAM Chip \$399.95
Upgrade Kits**

High speed RAM upgrade kit with FREE parity (error detection) and one year warranty. We ship thousands of these kits to satisfied customers every week.

64K RAM Chip Kit for PC	LIST	JADE
128K RAM Chip Kit for AT	\$49	\$9.95
	\$395	\$99.95



**JADE 1200
BAUD Modem \$159.95**

HAYES Smartmodem 1200 Compatible at a fraction of the price. FCC approved.

JADE 1200 BAUD External	LIST	JADE
JADE 1200B Card for IBM	\$349	\$179.00
JADE 2400 BAUD External	\$699	\$449.95
Software for IBM PC	\$99	\$29.95

**HAYES
Smartmodems**


Sophisticated direct-connect auto-answer/auto-dial modem, touch tone or pulse dialing RS-232 interface programmable.

HAYES Smartmodem 2400	LIST	JADE
HAYES Smartmodem 1200	\$699	\$629.95
HAYES 1200B w/o Smartcom II	\$539	\$389.95
HAYES 1200B for IBM PC	\$599	\$339.95
HAYES Smartmodem 300	\$289	\$259.95
HAYES Micromodem IIe	\$299	\$169.95
HAYES Smartmodem IIc	\$399	\$169.95
Modem Cable	\$35	\$24.95

**PROMODEMS
AS LOW AS \$149.95**

ProModem 300c for Apple IIc	LIST	JADE
ProModem 1200B for IBM PC	\$399	\$199
ProModem 1200 RS-232	\$495	\$289.95
ProModem 1200A for Apple	\$449	\$349.95
ProModem 1200 for Macintosh	\$495	\$349.95
Alpha/num Display Option	\$99	\$79.95
Options Processor	\$299	\$179.95
64K Mem Expansion for Above	\$99	\$19.95
Modem Cable	\$35	\$24.95

**10 MEGABYTE
Hard Disk System
FOR YOUR
IBM PC**



\$469.95

Complete with controller card, data cable, and mounting hardware, totally PC/XT compatible. External model includes cabinet & power supply.

LIST	JADE
10 MB Internal 1/2 High	\$990
33 MB Internal 1/2 High	\$1550
20 MB Internal 45 ms	\$2184
20 MB Hi-Speed for AT	\$1250
30 MB Hi-Speed for AT	\$1550

For external cabinet & power supply add \$199.95

**TEAC \$99.95
55B
360K
Disk Drive for IBM PC**




Double-sided, Double-density	LIST	JADE
TANDON 100-2	\$299	\$119.95
TEAC 55B	\$249	\$99.95

**High Resolution
Video Monitors**

Amdek 300G	LIST	JADE
Amdek 300A	\$179	\$139.95
Amdek 310A	\$199	\$149.95
Amdek Color 710	\$230	\$179.95
PGS MAX-12E 720 x 350	\$799	\$589.95
PGS HX-12 640 x 240	\$269	\$179.95
PGS HX-12E 690 x 350	\$699	\$449.95
PGS SR-12 720 x 480	\$785	\$549.95
PGS Scan-Doubler for SR-12	\$799	\$629.95
Taxan 440 Ultra Hi-Res RGB	\$299	\$199.95
	\$799	\$599.95

HIGH RESOLUTION
640 x 260, 38 Dot Pitch
TAXAN 415
 RGB COLOR
MONITOR
 LIST PRICE \$699
 For cable add \$1900
\$295



Printers

EPSON FX-85 & FX-185, OKIDATA 192 & 193, C. ITOH, CITIZEN, STAR

PRICED TOO LOW TO PUBLISH!

Call Us Toll Free For The Best Deal In The Country!

Printer Accessories

IBM PC Style Cable	LIST \$54	JADE \$19.95
Standard Parallel Cable	\$40	\$19.95
RS-232 Serial Cable	\$30	\$24.95
Ribbons	as low as	\$4.99
Apple IIc/Macintosh Cable	\$39	\$19.95



ISO-BAR

These industrial quality ISO-BARS contain surge suppression circuitry and built-in noise filters plus a 15 amp circuit breaker.

6 Socket, 1 Filler ISO-BAR	LIST \$69	JADE \$44.95
4 Socket, 2 Filler ISO-BAR	\$89	\$59.95
8 Socket, 4 Filler ISO-BAR	\$99	\$69.95

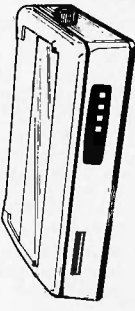
UNINTERRUPTABLE POWER SUPPLY

Emergency back-up power to save your computer system. A must for every computer system.

200 Watt UPS	LIST \$359	JADE \$279.95
425 Watt UPS	\$539	\$459.95
1000 Watt UPS	\$1179	\$995.95

WHY PAY \$1149 FOR A C. ITOH STARWRITER™ F-10
 When our 40 cps Letter Quality Daisy-Wheel from the same manufacturer is only

\$499.95



*StarWriter is a trademark of C. Itoh Digital Products, Inc.

Letter Quality Upgrade For Your EPSON RX-80, RX-100, FX-80, FX-100

Near-Letter-Quality upgrade with front panel font controls for your old printer.

LetterWriter Upgrade	LIST \$79	JADE \$58.95
----------------------	-----------	--------------



MICROFAZER Buffers

Expandable to 64K (Parallel model expands to 512K)

8K Parallel in/Parallel out	LIST \$169	JADE \$139.95
64K Parallel in/Parallel out	\$225	\$164.95
128K Parallel in/Parallel out	\$445	\$269.95

Your choice: serial in/serial out, parallel in/serial out, serial in/parallel out.

8K Parallel in/Parallel out	LIST \$199	JADE \$169.95
64K Parallel in/Parallel out	\$260	\$199.95

Microbuffers

Parallel or serial for printers and modems

32K Microbuffer	LIST \$299	JADE \$229.95
64K Microbuffer	\$349	\$249.95
64K Add-on Board	\$179	\$149.95

Place Orders Toll Free!



Continental U.S.A. Inside California Los Angeles Area
(800) 421-5500 (800) 262-1710 (213) 973-7707

CAD Software

Best schematic and mechanical drafting package we've tested! Powerful, accurate, fast, easy to learn and use for:

- Space Engineering
- Interior Decorating
- Electrical Engineering
- Logic Diagrams
- Circuit Board Layouts
- Flow Charts
- Organizational Charts
- Project Schedules
- And More!

CAD Software \$1790 \$895

A-B Printer/Data Switch

Fully bi-directional switch allows your computer to run either of two printers, or allows two computers to share one printer, standard A-B switch box.

Parallel Printer A-B Switch LIST \$149 JADE \$69.95
 Serial A-B Switch \$129 \$79.95

JADE XPC IBM PC



- 640K of RAM
- 135 Watt Power Supply
- 8 Expansion Slots
- Deluxe Keyboard
- 90 Day Warranty

- 256K of RAM
- 63 Watt Power Supply
- 5 Expansion Slots
- IBM Keyboard
- 90 Day Warranty

256K of RAM, Two 360K Disk Drives & Disk Controller

\$995

OPTION #3

- 640K of RAM
- 10 Megabyte of Hard Disk
- One 360K Drive
- 130 Watts of Power
- Parallel & Serial Ports
- Color Card
- Taxan RGB Monitor

OPTION #1

- 256K of RAM
- Two 360K Drives
- Monochrome Graphics Card
- Amdek 310A

OPTION #2

- 256K of RAM
- Two 360K Drives
- Color Graphics Card
- Taxan RGB Monitor

IBM PC \$1995
 JADE XPC \$1295

IBM PC \$2995
 JADE XPC \$1995

IBM PC \$2395
 JADE XPC \$1395

JADE XPC PORTABLE

- 256K Expands to 512K
- 600 x 400 Hi-Res Video
- 110 Watt Power Supply
- Parallel and Serial Ports

- Four IBM Expansion Slots
- Deluxe Keyboard
- 90 Day Warranty

\$1395

10 MEGABYTE PORTABLE

- 512K of RAM
- 10 MB Hard Disk
- One 360K Drive


TAXAN
Computer Products

4901 W. Rosecrans Ave. Box 5046 Hawthorne, CA 90251-5046

Subscription Problems?

We want to help!

If you have a problem with your **BYTE** subscription, write us with the details. We'll do our best to set it right. But we **must** have the name, address, and zip of the subscription (new and old address, if it's a change of address). If the problem involves a payment, be sure to include copies of the credit card statement, or front and back of cancelled checks. Include a "business hours" phone number if possible.



BYTE

Subscriber Service

P.O. Box 328

Hancock, NH 03449



BYTE ADVERTISING SALES STAFF:

Dennis J. Riley, Advertising Sales Manager, 70 Main Street, Peterborough, NH 03458, tel. (603) 924-9281

NEW ENGLAND

ME, NH, VT, MA, RI.
EASTERN CANADA
Paul McPherson Jr. (617) 262-1160
McGraw-Hill Publications
575 Boylston Street
Boston, MA 02116

ATLANTIC

NY, NYC, CT, NJ (NORTH)
Leah Rabinowitz (212) 512-2096
McGraw-Hill Publications
1221 Avenue of the Americas—
39th Floor
New York, NY 10020

Dick McGurk (203) 968-7111
McGraw-Hill Publications
Building A—3rd Floor
777 Long Ridge Road
Stamford, CT 06902

EAST

PA (EAST), NJ (SOUTH),
MD, VA, W.VA, DE, D.C.
Daniel Ferro (215) 496-3833
McGraw-Hill Publications
Three Parkway
Philadelphia, PA 19102

SOUTHEAST

NC, SC, GA, FL, AL, TN
Maggie M. Dorvee (404) 252-0626
McGraw-Hill Publications
4170 Ashford-Dunwoody Road—
Suite 420
Atlanta, GA 30319

MIDWEST

IL, MO, KS, IA, ND, SD, MN, WI, NB, IN
Bob Denmead (312) 751-3740
McGraw-Hill Publications
Blair Building
645 North Michigan Ave.
Chicago, IL 60611

GREAT LAKES, OHIO REGION

MI, OH, PA (ALLÉGHENY), KY,
ONTARIO, CANADA
Mike Kisseberth (313) 352-9760*
McGraw-Hill Publications
4000 Town Center—Suite 770
Southfield, MI 48075

SOUTH PACIFIC

SOUTHERN CA, AZ, NM, LAS VEGAS
Jack Anderson (714) 557-6292
McGraw-Hill Publications
3001 Red Hill Ave.
Building #1—Suite 222
Costa Mesa, CA 92626

Karen Niles (213) 480-5243, 487-1460

McGraw-Hill Publications
3333 Wilshire Boulevard #407
Los Angeles, CA 90010

NORTH PACIFIC

HI, WA, OR, ID, MT, NORTHERN CA,
NV (except LAS VEGAS), W. CANADA
David Jern (415) 362-4600
McGraw-Hill Publications
425 Battery Street
San Francisco, CA 94111

Bill McAfee (415) 964-0624
McGraw-Hill Publications
1000 Elwell Court—Suite 225
Palo Alto, CA 94303

SOUTHWEST, ROCKY MOUNTAIN

UT, CO, WY, OK, TX, AR, MS, LA
(214) 458-2400
McGraw-Hill Publications
Prestonwood Tower—Suite 907
5151 Beltline
Dallas, TX 75240

WEST COAST SURPLUS

AND RETAIL ACCOUNTS
Tom Harvey (805) 964-8577
3463 State Street—Suite 256
Santa Barbara, CA 93105

The Buyer's Mart

Karen Burgess (603) 924-9281
BYTE Publications
70 Main Street
Peterborough, NH 03458

Post Card Mailings

National
Bradley Browne (603) 924-6166
BYTE Publications
70 Main Street
Peterborough, NH 03458

International Advertising Sales Representatives:

Mr. Hans Csokor
Publimedia
Reisnerstrasse 61
A-1037 Vienna, Austria
222 75 76 84

Mrs. Gurit Gepner
McGraw-Hill Publishing Co.
PO Box 2156
Bat Yam, 59121 Israel
3 866 561 321 39

Mr. Fritz Krusebecker
McGraw-Hill Publishing Co.
Liebigstrasse 19
D-6000 Frankfurt/Main 1
West Germany
69 72 01 81

Mrs. Maria Sarmiento
Pedro Teixeira 8, Ofc. 320
Iberia Mart 1
Madrid 4, Spain
1 45 52 891

Mr. Andrew Karnig
McGraw-Hill & Associates
Finnbodavagen
S-131 31 Nacka, Sweden
8-44 0005

Mr. Jean Christian Acis
McGraw-Hill Publishing Co.
17 rue Georges Bizet
F 75116 Paris
France
(1) 47-20-33-42

Mr. Arthur Scheffer
McGraw-Hill Publishing Co.
34 Dover St.
London W1X 3RA
England 01 493 1451

Mr. Savio Pesavento
McGraw-Hill Publishing Co.
Via Flavio Baracchini 1
20123 Milan, Italy
02 86 90 617

Seavex Ltd.
400 Orchard Road, #10-01
Singapore 0923
Republic of Singapore
Tel: 734-9790
Telex: RS35539 SEAVEX

Seavex Ltd.
503 Wilson House
19-27 Wyndham St.
Central, Hong Kong
Tel: 5-260149
Telex: 60904 SEVEX HX

Hiro Morita
McGraw-Hill Publishing Co.
Overseas Corp.
Room 1528
Kasumigaseki Bldg.
3-2-5 Kasumigaseki.
Chiyoda-Ku
Tokyo 100, Japan
3 581 9811

4164 200ns 49¢

41256 150ns

\$2.95

IBM COMPATIBLE INTERFACE CARDS
ALL WITH A ONE YEAR WARRANTY

MULTIFUNCTION CARD \$129.95

ALL THE FEATURES OF AST'S 6 PACK PLUS AT HALF THE PRICE



PRINTER CABLE \$9.95

64K RAM UPGRADE 9/\$4.41

- CLOCK/CALENDAR
- 0-384K RAM
- SERIAL PORT
- PARALLEL PORT
- GAME PORT
- SOFTWARE INCLUDED

COLOR GRAPHICS ADAPTOR \$99.95

FULLY COMPATIBLE WITH IBM COLOR CARD



- 4 VIDEO INTERFACES: RGB, COMPOSITE COLOR, HI-RES COMPOSITE MONOCHROME, CONNECTOR FOR RF MODULATOR
- COLOR GRAPHICS MODE: 320 x 200
- MONO GRAPHICS MODE: 640 x 200
- LIGHT PEN INTERFACE

MONOCHROME GRAPHICS CARD \$129.95

FULLY COMPATIBLE WITH IBM MONOCHROME ADAPTOR AND HERCULES GRAPHICS CARD



- LOTUS COMPATIBLE
- TEXT MODE: 80 x 25
- GRAPHICS MODE: 720 x 348
- PARALLEL PRINTER INTERFACE
- OPTIONAL SERIAL PORT

FLOPPY DISK DRIVE ADAPTOR \$59.95

- INTERFACES UP TO FOUR STANDARD DISK DRIVES TO IBM PC OR COMPATIBLES
- INCLUDES CABLE FOR TWO INTERNAL DRIVES

1200 BAUD INTERNAL MODEM FOR IBM

INCLUDES PC TALK III COMMUNICATIONS SOFTWARE




- HAYES COMPATIBLE
- AUTO DIAL/AUTO ANSWER
- AUTO RE-DIAL ON BUSY
- INCLUDES SERIAL PORT!
- ONE YEAR WARRANTY

EASYDATA-12B \$195

WIRE WRAP PROTOTYPE CARDS

FR-4 EPOXY GLASS LAMINATE WITH GOLD-PLATED EDGE-CARD FINGERS



SHOWN: IBM-PR2

BOTH CARDS HAVE SILK SCREENED LEGENDS AND INCLUDES MOUNTING BRACKET

IBM-PR1 WITH +5V AND GROUND PLANE \$27.95
IBM-PR2 AS ABOVE WITH DECODING LAYOUT \$29.95

TEAC DISK DRIVES



FD-55B DS/DD \$89.95
FD-55F DS/QUAD \$99.95

POWER SUPPLY 130 WATTS \$99.95

- FOR IBM PC-XT
- +5V @ 15A, +12V @ 4.2A
- -5V @ 5A, -12V @ 5A
- ONE YEAR WARRANTY



150 WATTS \$129.95

IBM COMPATIBLE KEYBOARDS

DKM-2000 \$79.95

- FULLY IBM COMPATIBLE
- 83 KEY WITH CAPACITANCE TYPE SWITCHES
- LED STATUS INDICATORS FOR CAPS, NUMBER LOCK
- AUDIBLE CLICK



KB-5151 \$89.95


- ENHANCED IBM COMPATIBLE
- SEPARATE CURSOR AND NUMERIC KEYPADS
- CAPS LOCK & NUMBER LOCK INDICATORS
- IMPROVED KEYBOARD LAYOUT



IBM STYLE COMPUTER CASE

ATTRACTIVE STEEL CASE, WITH HINGED LID, FITS POPULAR PC/XT COMPATIBLE MOTHER-BOARDS.

- SWITCH CUT-OUT ON SIDE FOR PC/XT STYLE
- CUT-OUT FOR 8 EXPANSION SLOTS
- ALL HARDWARE INCLUDED



ONLY \$59.95

NEC V20 PD70108

THIS REPLACES THE 8086

TO SPEED UP IBM PC 10 TO 40%

- * HIGH-SPEED ADDRESS CALCULATION IN HARDWARE
- * PIN COMPATIBLE WITH 8088
- * SUPERSET OF 8086/8088 INSTRUCTION SET
- * LOW POWER CMOS \$20.95

NASHUA DISKETTES

5 1/4" SOFT SECTOR DS/DD WITH HUB RINGS

\$9.90 89¢ea 79¢ea

BOX OF 10 BULK QTY 50 BULK QTY 250

NASHUA DISKETTES WERE JUDGED TO HAVE THE HIGHEST POLISH AND RECORDED AMPLITUDE OF ANY DISKETTES TESTED. (SEE "COMPARING FLOPPY DISKS", BYTE 9/84)

DISKETTE FILE

\$8.95



HOLDS 70 5 1/4" DISKETTES

MONITOR STAND

UNIT TILTS AND SWIVELS TO PROVIDE THE OPTIMUM VIEWING ANGLE



ONLY \$12.95

VISA



ORDER TOLL FREE

800-538-5000

100 CPS ESPRIT PRINTER



\$149.95

- 9 x 9 DOT MATRIX
- 100 CPS - BIDIRECTIONAL
- FRICTION AND TRACTOR FEED
- PROPORTIONAL SPACING
- 80 COLUMN
- PARALLEL AND SERIAL INTERFACES
- 8 CHARACTER SETS AND GRAPHICS

CABLE TO IBM PC 9.95
REPLACEMENT RIBBON 11.95


300 BAUD MODEM



CLOSE-OUT SPECIAL \$49.95

- INCLUDES ASCII PRO-EZ SOFTWARE (A \$100 VALUE IN ITSELF)
- FCC APPROVED
- BELL SYSTEMS 103 COMPATIBLE
- INCLUDES AC ADAPTOR
- AUTO DIAL/AUTO ANSWER
- DIRECT CONNECT

UNBELIEVABLE MONITOR DEALS



TAXAN RGB VISION III

MODEL 415

- 18 MHz BAND WIDTH
- 640 x 262 PIXEL RESOLUTION
- 16 COLORS WITH INTENSITY CONTROL
- 12" BLACK MATRIX
- IBM AND LOTUS COMPATIBLE

CABLE FOR IBM \$15.95

\$289.95



SAKATA COMPOSITE COLOR

MODEL SC-100

- TOP RATED FOR APPLE
- 13" COMPOSITE VIDEO
- RESOLUTION: 280H x 300V
- INTERNAL AUDIO AMPLIFIER
- ONE YEAR WARRANTY

\$169.95



SAMWOO MONOCHROME

MODEL DM-216B

- PERFECT COSMETIC MATCH FOR IBM PC
- IBM COMPATIBLE TTL INPUT
- 12" NON-GLARE SCREEN
- P39 GREEN PHOSPHOR
- HI-RES 22 MHz BAND WIDTH

\$99.95

VISIT OUR RETAIL STORE LOCATED AT 1256 SOUTH BASCOM AVENUE IN SAN JOSE



1224 S. Bascom Avenue, San Jose, CA 95128

800-538-5000 • 800-662-6279 (CA) • (408) 995-5430

FAX (408) 275-8415 • Telex 171-110

Inquiry 100

© Copyright 1985 JDR Microdevices

HOURS: M-W-F, 9-5

TU-TH, 9-9


SAT, 10-3

PLEASE USE YOUR CUSTOMER NUMBER WHEN ORDERING

TERMS: Minimum order \$10.00. For shipping and handling include \$2.50 for UPS Ground and \$3.50 for UPS Air. Orders over 1 lb. and foreign orders may require additional shipping charges - please contact our sales department for the amount. CA residents must include applicable sales tax. All merchandise is warranted for 90 days unless otherwise stated. Prices are subject to change without notice. We are not responsible for typographical errors. We reserve the right to limit quantities and to substitute manufacturer. All merchandise subject to prior sale.

THE JDR MICRODEVICES LOGO IS A REGISTERED TRADEMARK OF JDR MICRODEVICES. JDR MICRODEVICES IS A TRADEMARK OF JDR MICRODEVICES. IBM IS A TRADEMARK OF INTERNATIONAL BUSINESS MACHINES.

IBM PC 256k, 2 floppies	IBM PC 20 + 20 256k, 1 or 2 floppies 20MB HD & 20MB Backup	IBM XT 10 + 10 256k, 1 or 2 floppies 10MB HD & 10MB Backup
IBM PC 10 MB 256k, 1 or 2 floppies	IBM XT 256k, 2 floppies	IBM XT 20 + 20 256k, 1 or 2 floppies 20MB HD & 20MB Backup
IBM PC 20 MB 256k, 1 or 2 floppies	IBM XT 10 MB 256k, 1 or 2 floppies	IBM AT 20 MB 512k, 1 or 2 floppies
IBM PC 30 MB 256k, 1 or 2 floppies	IBM XT 20 MB 256k, 1 or 2 floppies	IBM AT 30 MB 512k, 1 or 2 floppies
IBM PC 10 + 10 256k, 1 or 2 floppies 10MB HD & 10MB Backup	IBM XT 30 MB 256k, 1 or 2 floppies	IBM AT 40 MB 512k, 1 or 2 floppies



FOR EXTRA SAVINGS
Call for the latest prices for your custom configuration. All systems are configured and tested at no extra cost and come only with Compumail's 90 day warranty.

IBM AT 20 + 20 512k, 1 or 2 floppies 20MB HD & 20MB Backup	COMPAQ DESKPRO 10 MB 640k, 1 or 2 floppies	COMPAQ PORTABLE 286 Custom Configurations
IBM AT 30 + 60 512k, 1 or 2 floppies 30MB HD & 60MB Backup	COMPAQ DESKPRO 10 + 10 10MB HD & 10MB Backup	COMPAQ DESKPRO 286 Custom Configurations
IBM AT 40 + 60 512k, 1 or 2 floppies 40MB HD & 60MB Backup	COMPAQ DESKPRO 20 MB Backup Available	IBM XT COMPATIBLE Custom Configurations
COMPAQ PORTABLE 256k, 1 or 2 floppies	COMPAQ DESKPRO 30 MB Backup Available	IBM AT COMPATIBLE Custom Configurations
COMPAQ PORTABLE 10 MB 256k, 1 or 2 floppies	COMPAQ DESKPRO 40 MB Backup Available	IBM COMPATIBLES ARE YOUR LOW COST ALTERNATIVE

★ PRICE WAR ★ CALL US LAST WITH YOUR BEST QUOTES ★

PRINTERS

EPSON Daisy Wheel DX-10/DX-15	CALL
FX-85 + NLO	\$339
Sht Fdr FX-85/FX-185	\$249/\$299
NLO Upgrade Kit for FX-80/FX-100	CALL
LX-80/HI-80/JX-80	\$219/\$359/\$469
Tractor LX-80/FX-80/HI-80	\$50/\$60/\$70
LQ-1500 w/Parallel Module	\$889
LQ Tractor/Sing/Dual Sht Fdr	\$70/\$450/\$750
LX-90 w/Par Interface & Tractor	\$279
OKIDATA	TOO LOW TO QUOTE
OKIMATE 20 w/IBM Plug & Print	
182-P/182-IBM	192-P/192-IBM
193-P/193-IBM	84-P/84-IBM
192 Tractor	\$70
2410 P IBM	CALL
TOSHIBA 1340P	\$499
TOSHIBA 351P	REDUCED \$1049
351 Tractor/Sht Fdr	\$190/\$790
JUKI 6100/6200/6300	\$349/\$549/\$679
6X00 Tractor/Sht Fdr	\$150/\$250
5510P (160cps)	\$369
5510 Color Kit	\$150
BROTHER	TOO LOW TO QUOTE
HR-10/HR-15XL	CALL
HR-15 Trac/Kybrd/Sht Fdr	CALL
HR-25P/HR-35P	CALL
HR-25/35 Tractor/Sht Fdr	CALL
2024L LQ/Graphics-24 pin, 160/80 cps	CALL
2024L Sht Fdr-Narrow/Wide	CALL
TWINRITER 5	World's First Dot Matrix & Daisy Wheel combined in ONE
TWINRITER 5 Trac/Sht Fdr	Best Price
C. ITOH ProWriter Jr w/NLO	\$219
8510BP1	\$309
8510SEP + NLO	\$379
1550SEP + NLO	\$449
1550SEP + NLO	\$519
24LP	\$949
Y10-20P	\$379
F10-40P	\$869
F10 Tractor/Sht Fdr	\$190/\$290
CX-4800P 4 Pen Plotter	\$429
QUME LetterPro 20P (20 cps)	\$399
20P Trac/Sht Fdr	\$150/\$390
SPRINT 1140 + /1155 +	\$1299/\$1399
SPRINT Interface Module	\$80
SPRINT Trac/Sht Fdr	\$210/\$690
PANASONIC KX-P3151 LQ (22cps)	\$459
KX-P1090/91/92/93	\$179/\$249/\$349/\$449
STAR Power Type/SB-10	\$329
SG-10/SG-15 (120cps)	\$239/\$389
SD-10/SD-15 (160cps)	\$349/\$459
SR-10/SR-15 (200cps)	\$499/\$599
NEC PINWRITER P-2/P-3	\$499/\$699
Sht Fdr for P-2/P-3	\$350/\$420
2050/3550/8850	\$649/\$999/\$1399
SPINWRITER Trac/Sht Fdr	\$190/\$790
ELF 360 Par (16cps)	\$419
DIABLO Advantage D-25	\$499
630 API	\$1499
630 ECS-IBM	\$1599
Trac/Mech Single Bin Sht Fdr	\$230/\$470
CITIZEN 18 months manufacturer warranty	
MSP-10/15 (160/40cps)	\$299/\$449
MSP-20/25 (200/50cps)	\$439/\$589
Sht Fdr (Spec. Model)	\$229
LEGEND CP-VII	\$899
880/1080/1380/1385	\$199/\$219/\$259/\$319
ANAHEC 9620B/9625B-PLUS	\$1199/\$1299
9725B Color	\$1399
WP6000/DP6500	\$2299/\$2569
HEWLETT PACKARD PRINTERS	CALL
SILVER REED Daisywheel - Parallel Models	
400/500/550/770	\$189/\$269/\$379/\$669
TELEVIDEO 750 Daisywheel-50 cps	CALL
AB/ABC/ABC Switch Boxes	CALL
KENSINGTON Universal Printer Stand	\$20

FLOPPY/HARD DISKS

CDC/MITSUBISHI/PANASONIC/TANDON/TEAC	
Half HI DSSD	REDUCED \$90
Free Mounting Kit with 2 Drives	
CDC/TANDON Full HI DSSD	\$99
HARD DISKS for IBM PC/XT	
10 MB Int w/Controller	REDUCED \$399
10 MB Ext w/Controller	REDUCED \$649
20 MB Int w/Controller	REDUCED \$529
20 MB Ext w/Controller	REDUCED \$799
33 MB Int w/Controller	REDUCED \$849
33 MB Ext w/Controller	REDUCED \$1049
44 MB Int w/Controller	REDUCED \$1049
MAYNARD complete line	
MAYNSTREAM portable tape backup 20MB	\$399
MAYNSTREAM portable tape backup 60MB	\$1299
HARO DISKS/BACKUP FOR IBM PC AT	CALL
GENOA GALAXY TAPE BACKUPS	
20 MB Int/Ext	\$749/\$849
20 MB Int/Ext	\$999/\$1099
32 + 60 MB Ext Disk/Backup	\$2399
TALL GRASS NEW PC/T FORMAT	
25/35 MB w/60 MB Backup	\$2599/\$3399
50/80 MB w/60 MB Backup	\$4299/\$5499
60 MB Tape Backup only	\$1199
Controller \$140 Cartridge (60 MB)	\$40
EVEREX 10/20 MB Int w/Cont.	\$579/CALL
EVEREX 60MB Int/Ext Tape Backup.	\$899/\$999
EVEREX Expansion Chassis Full Height	\$699
EVEREX Expansion Chassis Full Height	\$749
INTERDYNE TAPE BACKUP	
10 MB Int/Ext	REDUCED \$369/\$549
20 MB Int/Ext	REDUCED CALL
HARD DISKS/BACKUP FOR COMPAQ	CALL
Bernoulli Box by lomega10 + 10	CALL
Auto Boot also Available	
BERNOULLI Box by lomega 20 + 20	CALL
EMULEX JAVELIN HD & BACKUP	CALL
PWR SUPPLY 130/150 Watts	\$89/\$109

MONITORS

PGS MAX-12/HX-12/HX-12E	\$169/\$419/\$499
HX-9/HX-9E/SR-12	\$419/\$499/\$549
SR-12 w/Scan Doubler	\$699
SR-12 w/Sigma 400	\$999
TAXAN COMPOSIT 115 Green/116 Amber	\$129
MONO 121 Gr/122 Amb	\$139/\$149
COLOR 620 4 text modes 640X262 Res	\$359
COLOR 630 4 text modes 640X400 Res	\$399
COLOR 640 4 text modes of the line monitor	\$489
COLOR 640 w/TAXAN 555 RGB Card	\$749
COLOR 640 w/Peryst Bob Brd	\$799
COLOR 640 w/Sigma 400	\$939
COLOR 640 w/Sigma 400 & PC Mouse	\$1039
AMDEK 300G/300A/310A(M)	\$139/\$149/\$159
COLOR 300/500/600	\$239/\$349/\$419
710 \$489 w/Tecmar Graphics Master	\$899
IBM Enhanced Color Monitor	CALL
ROLAND MB-142 14" Color Monitors	Best Price
TECMAR Color \$529 w/Graphics Master	\$939
TILT/SWIVEL Monitor Pedestal	\$30

MODEMS

EasyData 12B 300/1200 Bd Int w/PCTalk III	\$199
SmartTEAM 212A 1200 Bd Ext w/o sft	\$209
HAYES 1200 B w/SmartCom II	\$319
HAYES 1200 Ext. w/o Software	\$349
Smartcom II	\$89
NEW 2400 Bd Ext	\$589
HAYES Transet 1000	REDUCED \$299
POPCOM C-150 Int w/PFS:Access	\$289
POPCOM X-150 Ext w/PFS:Access	\$299
AST Reach! 1200 Bd short card w/Crosstalk	\$359
PROMTHEUS PROMODEM 1200 Ext	\$269
Options Processor	\$79 w/Modem
Alphnum Display	\$79 w/Modem
PROMODEM 1200 Ext + Both Options	\$399
PROMODEM 1200 B Int w/MITE software	\$229
QUADMODEM II shortcard w/Crosstalk XVI	CALL
2400 Bd Upgrade Kit for Quadmodem II	CALL
Ven-Tel Half Card w/Crosstalk XVI	\$349
1200 Plus Ext w/o software	\$399
BIZCOMP IntelliModem EXT	\$319
ST/XL/XT	\$289/\$319/\$359
WATSON Integrated Voice Data Modem	CALL
EVEREX 1200B Internal w/software	\$249
U.S. ROBOTICS Complete Line	CALL

MULTI-FUNCTION CARDS

AST SIXPAK 64K	\$219	384K	\$245
Rampage!	Advantage O-K	\$379	
ORCHID Blossom O-K	\$169	384K	\$199
Conquest for IBM PC/XT (up to 2MB)	CALL		
Cram-RAM for IBM XT short slot (up to 2MB)	CALL		
Eccell for IBM AT (up to 4MB)	CALL		
TECMAR Captain O-K	\$169	384K	\$199
MAESTRO AT w/Treasure Chest	Best Price		
INTEL Above Board (up to 4MB)	CALL		
PARADISE 5-Pack O-K	\$159	384K	\$189
BT6 Plus w/64k	\$175	384K	\$199
MF-100 O-K	\$179	384K	\$209
Par. Ser & Game Ports, Clock/Cal			
QUADBOARD O-K	\$189	384K	\$219
Silver Quadboard: O-K to 640k	CALL		
Gold Quadboard: Multifunction & Color	CALL		
Quadmeg-AT (up to 4 MB)	CALL		
Quadport-AT/Expansion Kit	CALL		
INSTALL RAM & test brd for PC/AT	\$20/\$40		

DISPLAY CARDS

HERCULES MonoGraphics	\$279	Color	\$149
HERCULES COMPATIBLE MonoGraphics	\$199		
EVEREX The Edge	Best Price Ever		
Graphics Edge	Even Better Price		
AST Monograph Plus	\$339/\$369		
Preview for Mono Graphics	\$279		
Graphpack w/64k	\$549		
PERSYST Short Color/Mini Mono	\$159/CALL		
Color Combo: Multifunction & Color	from \$299		
Mono Combo: Multifunction & Mono	from \$299		
PERSYST Bob Board	\$339		
PERSYST w/TAXAN 440	\$799		
IBM EGA (Enhanced Graphics Adapter)	CALL		
Gold Quadboard: Multifunction & Color	CALL		
STB Chaffeur	REDUCED \$299		
PARADISE Modular Brd	from \$259		
ORCHID Turbo Graphics Controller	CALL		
TECMAR Graphics Master	\$429		
G Master w/TECMAR Color Monitor	\$939		
G Master w/AMDEK 710 Color Monitor	\$899		
GENOA Spectrum	Best Price		
MYLEX Chairman	\$399		
SIGMA COLOR 400 (Specify Monitor)	\$479		
COLOR 400 w/PGS SR-12	\$999		
COLOR 400 w/TAXAN 440	\$939		
3 Button PC Mouse w/PC Paint	Add \$100		

CHIPS ETC.

HIGHEST QUALITY!

Major Brands

64K RAM Set.	\$7	10+ Sets.	\$6	50+ Sets.	\$30
128K RAM Set.	\$35	10+ Sets.	\$33	50+ Sets.	\$350
256K RAM Set.	\$30	10+ Sets.	\$28	50+ Sets.	\$25
8087 Maths Co-Processor.	Best Price				
80287-3 for IBM AT	REDUCED \$239				
ORCHID PCturbo w/128k	\$549	640k.	\$699		
QUADRAM QUADsprint	REDUCED \$499				
MICROWAY'S Fastbreak / # Smasher	CALL				

COMPANY POLICY: Min. order \$100. Prices & availability subject to change. We ship UPS only. Shipping/handling charges vary. Prices reflect cash discount on prepaid orders. Add 1% for C/D orders, 3% for M/C/VISA & 5% for AMEX. C/D requires cashers check. All merchandise sold is new and all sales are final. Refused shipments subject to 20% charge (Min \$50). C/Ds shipped in factory cartons come with manufacturer warranty. For others, including IBM systems, call tech support for return auth. # for warranty repairs. Non-detective items returned as defective subject to 10% service charge (Min. \$50). Not responsible for hardware or software compatibility of any product. No open acct's or foreign orders. No showroom, demonstrations or walk-in sales. Personal or company checks take 3 weeks to clear. FOR ADVANCE PAYMENTS or PICKUP, PLEASE CALL FIRST FOR WORKORDER #.

SPECIAL ITEMS

BERON OMNI READER

A must for any one using word processing. Works like a scanner, transferring text from paper to your computer. Reads common type faces. Will save hours of laborious typing. It is a great technological breakthrough at a very reasonable price. Comes complete with interface and software for your computer.

IBM TERMINAL 3161-1	CALL
IBM TERMINAL 3161-11	CALL
GENERAL Autometric's VideoShow	CALL
CHORUS PHOTOBASE/PC-EV	CALL

MISC. ADD ONS

CABLE Parallel, 6ft	\$20	Serial, 6 ft	\$25
Keyboard Extension, 6 ft	\$10		
FLOPPY Drive Controller	\$109		
FLOPPY Controller w/P.S.G & Clock/Cal	\$199		
FLOPPY & HD Controller	REDUCED \$299		
HAYES Transet 1000	REDUCED \$299		
MOUSE SYSTEMS PC Mouse w/PC Paint	\$129		
MICROSOFT MOUSE w/PC Paintbrush			
Bus/Serial	\$129/\$139		
KEYTRONIC KB 5151	\$165	AT Upgrade Kit	\$15
KB 5153T w/Touch Pad	CALL		
AB/ABC/ABCD Switch Boxes	CALL		
COMPUTER ACCESSORIES P 1-2-3	\$299		
POWER DIRECTOR P2(5)	\$89	P12(6)	\$129
KENSINGTON Master Piece (5 outlets)	\$89		
KENSINGTON Universal Printer Stand	\$20		
KENSINGTON Master Piece Plus	CALL		
PC Keyboard Storage Drawer	\$99		
STANBURY PWR SUPPLY w/surge protection			
200 Watts	\$269	300 Watts	CALL
800 Watts (Sine Wave)	\$679		
TILT/SWIVEL Monitor Pedestal	\$30		
PWR SUPPLY 130/150 Watts	\$89/\$129		
EVEREX Expansion Chassis Full Height	\$699		
EVEREX Expansion Chassis Full Height	\$749		


CALL FOR OUR WEEKLY UNADVERTISED SPECIALS

R·E·A·D·E·R S·E·R·V·I·C·E

Inquiry No.	Page No.	Inquiry No.	Page No.	Inquiry No.	Page No.
221	A.S.T. RESEARCH 8, 9	82	HAYES MICROCOMP. PROD. 25	161	QUA TECH, INC. 54
222	A.S.T. RESEARCH 8, 9	83	HEATH COMPANY 33	162	QUADRAM CORP. 111
3	AB COMPUTERS 48	85	HERCULES COMPUTER TECH. 202	*	QUAID SOFTWARE LTD. 22
4	ACS INT'L 15	84	HERCULES COMPUTER TECH. 246	163	QUANTEK CORPORATION 126
5	ADAX INC. 42	86	HEWLETT/PACKARD 166	164	QUANTEK CORPORATION 126
6	ADDMASTER CORP. 46	87	HI-TEC COMP. & ELECTR. 277	165	QUANTUM SOFTWARE 147
7	ADVANCED COMPUTER PROD. INC. 293	88	HOOLEON COMPANY 72	166	QUBIE 102, 103
8	ADVANCED SOFTWARE TECH. 294	89	HOOLEON COMPANY 72	167	QUICKSOFT 270
11	ALPHA LOGIC BUSINESS SYS. 80	90	I-BUS SYSTEMS 162	168	RANDOM HOUSE SOFTWARE 106
12	ATRONICS INTERNATIONAL INC. 88	91	IBEX COMP. CORP. 245	169	RANDOM HOUSE SOFTWARE 273
14	BASF SYSTEMS 274, 275	92	IMAGE PROCESSING 278	170	RELIABLE SOFTWARE CO 294
224	BASIC TIME 280, 281	93	INFOCOM 64, 65	171	RELMS 236
15	BITTNER ELECTRONICS 294	94	INFORMATION BUILDERS 85	172	RICOH CORPORATION 19
16	BMDP STATISTICAL SOFTWARE 109	95	INTERCONTN. MICRO SYS. 87	173	ROLAND CORP. 81
17	BORLAND INT'L CII	96	INTERCONTN. MICRO SYS. 87	234	ROSE ELECTRONICS 292
18	BORLAND INT'L CII	97	JADE COMP. PROD. 298, 299	174	ROSESOFT INC. 51
*	BYTE PUBLICATION 282	98	JAMECO ELECTRONICS 21	175	SATELLITE SOFTWARE 7
*	BYTE SUBSCRIBER MESSAGE 245	99	IC INFORMATION SYSTEMS 173	176	SBT CORPORATION 230
*	BYTE SUBSCRIBER SERVICE 300	100	IDR MICRODEVICES 301	177	SBT CORPORATION 230
21	CANON U.S.A. 124, 125	225	JMC RESEARCH 24	*	SCITOR 191
20	CANON U.S.A. 175	226	JMC RESEARCH 24	178	SECURITY MICROSYS. CONSULT 292
22	CAPITAL EQUIPMENT CORP. 155	102	KAYPRO 107	179	SOFTCORP INC. 119
130	CARL HEINSOHN INT'L 291	103	KEY TRONIC CORP. 197	*	SOFTCRAFT INC. 74
24	CIVIL COMPUTING CORP. 296	104	KIMTRON CORP. 176	180	SOFTCRAFT INC. (TX) 18
25	CLARITY SOFTWARE 43	105	KLB SOLAR INC. 294	181	SOFTLOGIC SOLUTIONS INC. 149
*	COMPUMAIL 302	106	KUSTOM ELECTRONICS 190	182	SOFTLOGIC SOLUTIONS INC. 151
31	COMPUTER INNOVATIONS 35	107	LABORATORY MICROSYS. 40	*	SOFTWARE DIRECTIONS 174
32	COMPUTER MART 189	108	LANG-ALLAN INC. 48	183	SOFTWARE LINK, THE 53
33	COMPUTERIZED CONCEPTS 294	109	LATTICE, INC. 257	184	SOLA ELECTRIC 69
34	CONQUEST COMPUTER INDUSTR. 194	110	LEBAUGH SOFTWARE 26	185	SPECTRA FAX CORP. 77
35	CONQUEST COMPUTER INDUSTR. 194	111	LEO ELECTRONICS 245	*	SPERRY COMP. SYS. 186
36	CONROY-LAPOINTE 27	112	LIFEBOAT ASSOC. 271	186	SPRUCE TECHNOLOGY CORP. 38
37	CONROY-LAPOINTE 27	113	LIFEBOAT ASSOC. 273	187	SPSS 165
38	CONROY-LAPOINTE 27	114	LOGICAL DEVICES 26	188	STSC INC. 41
39	CUESTA SYSTEMS 24	115	LOGIQUEST INC. 131	189	STSC INC. 207
40	CURTIS, INC. 296	116	MACMILLAN SOFTWARE 113	190	SUMMIT SOFTWARE TECHN. INC. 220
41	DATA BASE DECISIONS 6	117	MANX SOFTWARE SYS. 71	192	SYNCHRONY SYSTEMS 42
42	DATA EXCHANGE 292	118	MANZANA 2	195	TAXAN CORP. 49
43	DATA EXCHANGE 296	119	MARC SOFTWARE 200, 201	196	TAXAN CORP. 49
44	DIGI-DATA CORP. 279	120	MARC SOFTWARE 200, 201	215	TECH PC 218
46	DIGITAL PRODUCTS INC. 215	121	MARK WILLIAMS CO. 23	216	TECH PC 218
47	DIGITALK 239	122	MAXELL DATA PRODUCTS CIV	197	TECMAR INC. 3
48	DIRECT AID DATA INC. 156	123	MAYNARD ELECTRONICS 5	198	TELEBYTE TECHNOLOGY INC. 46
49	DISKWORLD! INC. 297	70	MCGRAW-HILL INC. 287	53	TIGERTRONICS 54
223	DYNAX 123	124	MCGRAW-HILL TRAINING SYS. 268	*	TINNEY, ROBERT GRAPHICS 228
50	EARTH COMPUTERS 258	125	MCGRAW-HILL TRAINING SYS. 268	199	TOPAZ, INC. 75
51	EARTH COMPUTERS 258	231	MEGA-OMEGA SYSTEMS 56, 57	200	TOPAZ, INC. 75
52	ECOSOFT 208	126	MICRAY ELECTRONICS 213	202	TORRINGTON COMPANY, THE 89, 90, 91
54	ELEKTEK 254	128	MICRO DATA BASE SYS. 17	203	TWIX EQUIPMENTS AG 29
55	ELEXOR INC. 292	129	MICRO DESIGN INT'L 31	204	U.S. ROBOTICS 211
227	ELLIS COMPUTING, INC. 221	131	MICROCOMPUTER ACCESSORIES 58	205	UNITECH 296
*	EMERALD SYSTEMS CORP. 192, 193	132	MICROCOMPUTER ACCESSORIES 58	*	UNITED SOFTWARE 206
56	EVEREX SYSTEMS 179	127	MICROCOMPUTER CONCEPTS 294	206	UNIVATION 157
57	EXPERTEACH 278	*	MICROMINT, INC. 229	207	VISUAL AGE 296
229	EXPRESS COMPUTER 245	*	MICROSOFT PRESS 104	*	VLM COMPUTER ELECTR. 292
58	EXPRESS SYSTEMS INC. 266, 267	134	MICROWAY CIII	209	VOCS 294
59	FTG DATA SERVICES 276	135	MICROWAY 45	210	VOTRAX, INC. 44
60	FTG DATA SERVICES 276	149	MICROTEK 219	211	WALONICK ASSOCIATES 174
61	FACIT AB 117	150	MICROTEK 219	212	WARP SPEED COMP. PROD. 142
62	FARBWARE 292	136	MULTI-TECH SYSTEMS 55	213	WARP SPEED COMP. PROD. 142
63	FIFTH GENERATION SYSTEMS 129	137	MULTI-TECH SYSTEMS 55	232	WESTERN COMPUTER 52
64	FLAGSTAFF ENGINEERING 115	138	NATIONAL MEMORY SYSTEMS 101	233	WESTERN COMPUTER 52
65	FLAGSTAFF ENGINEERING 115	139	NATURAL MICROSYSYSTEMS 139	217	WINTEK CORP. 10
66	FORTRON, INC. 295	140	NEW GENERATION SYS. 30	218	WRITING CONSULTANTS 16
67	FORTRON, INC. 295	141	NIGHTOWL SOFTWARE 227	228	ZOOM TELEPHONICS 214
68	FOX SOFTWARE INC. 289	*	NORTH HILLS CORP. 294	219	Z-SOFT CORPORATION 242
69	FUNK SOFTWARE 47	*	NORTH HILLS CORP. 296	220	Z-SOFT CORPORATION 242
71	GENERAL MICRO SYSTEMS 292	144	OPTI-TECH DATA PROCESSING 294		
72	GENOA SYSTEMS CORP. 153	145	PC HORIZONS INC. 292		
*	GIMPEL SOFTWARE 288	146	PC NETWORK 140, 141		
73	GLENCO ENGINEERING INC. 226	147	PC'S LIMITED 36, 37		
74	GOLDEN BOW SYSTEMS 296	151	PHOENIX COMP. PROD. CORP. 79		
75	GOLDEN BOW SYSTEMS 292	152	PICK OPERATING SYSTEMS 133		
76	GTE PRODUCTS CORP. 185	153	POLARIS SOFTWARE 215		
77	GTE-TELENET 222	154	POLARIS SOFTWARE 215		
78	HAMMER COMPUTER SYSTEMS 50	155	POLYGON ASSOCIATES INC. 158		
79	HAMMERLAB CORPORATION 237	156	PRECISION DATA 296		
80	HARVARD SOFTWARES 14	157	PRECISION PLUS SOFTWARE 271		
81	HAUPPAUGE COMP. WORKS 13	158	PROGRESSIVE MICRO DISTR. 240, 241		

* Correspond directly with company.

TO GET FURTHER information on the products advertised in BYTE, either pick up your touch-tone telephone and use TIPS (if you are a subscriber), or fill out the reader service card. Either way full instructions are provided following this reader service index which is provided as an additional service by the publisher, who assumes no liability for errors or omissions.



NUMBER SMASHER™

Triple your PC speed for only \$799!

8087 Upgrades™

MicroWay is the world leader in 8087 support. Our 8087 development software has been in use since 1982. By 1984 we had become Intel's 97th largest OEM account. When you buy from us, you can be confident that you will receive the 8087 chip designed for your PC and that our unique diagnostics will instantly verify that your processor works correctly as installed. Call for current prices.

287Turbo™

This card plugs into the 80287 socket on your AT or COMPAQ, doubling the 80287 clock from 4 to 8 Mhz. It does not change the 80286 clock speed or affect your warranty. The card comes with an 8 Mhz 80287 and has provisions for faster crystals as better 80287s become available. It also has a reset button and circuit that provide a hardware alternative to CNTRL-ALT-DEL. 287Turbo with Diagnostics and Reset **\$395**

Number Smasher™

Number Smasher gives you AT speed and 100% compatibility with all PC software and hardware. It comes with a 10 Mhz 8086 and 512K of no wait state RAM. Most are shipped with an optional matched 10 Mhz 8087 and 128K daughterboard. The card runs programs a factor of 2.5 to 4.0 faster than the PC, XT or compatibles it runs in. Other features include FASTROM, a Ram Disk, Print Spooler and Disk Cache. Revision 2 of the Smasher is designed and manufactured by MicroWay in the U.S.A. and has the best service and support of any accelerator card.

MegaPage™

MicroWay's "Lotus/Intel" extended memory card has all the features of the others plus one: it uses low power, cool running CMOS DRAM. Ask for our pamphlet "Extended vs Expanded Memory" and learn why MegaPage is the right card for you. MegaPage with 2 Megabytes CMOS **\$549**

**Micro
Way**

Inquiry 134

The World Leader in 8087 Support

P.O. Box 79, Kingston, Mass. 02364 USA (617) 746-7341
Tempo House, London, U.K. call 01-223-7662

Number Smasher, MegaPage and 287Turbo are trademarks of MicroWay, Inc. MicroWay is a registered trademark of MicroWay, Inc.

Maxell Corp. of America, 60 Oxford Drive, Moonachie, NJ 07074



maxell[®]
FLOPPY DISKS
THE GOLD STANDARD

Inquiry 122