

BROADCAST[®] engineering

AN INTERTEC PUBLICATION

September 1992/\$4.50

Audio and video production systems

A33100-----MYE757000 XXXXX BEQ
F10409920000000 23 A 001
RAYMOND MEYERS PRES DIR
BENCHMARK COMMUN CORP
4700 SW 75TH AVE
MIAMI FL 33155

Talk radio technology

Audio console
technology p. 36

“but have you ever built a *big* one?”

asked NBC, CBS, RTO 1992 Olympics (International Broadcast Center), Sunset Post, Video Post & Transfer, U.S. Air Force, Mills/James Productions, University of Arizona, The Family Channel, NEP and The United Nations.

Looking 100MHz ahead...

SYSTEM 5 A/V routing switcher met their specs. Its 100MHz bandwidth is essential for computer graphics and advanced TV signals. It can be configured up to 1024x1024 with multi-level control (up to 16). SYSTEM 5 is a disc based system, has virtual matrix mapping, full system reconfiguration ... and it maintains system specification integrity.

And there are scores of smaller SYSTEM 5s installed by a wide range of users from airlines to telco companies.

“Are you competitive?” Call us.

PESA
Switching Systems

Pesa America, Huntsville, AL
205-880-0795 · Fax 205-881-4828
Burbank, CA 800-323-7372
New York City 800-328-1008

*NBC routing switcher
for 1992 Olympic
Summer Games in
Barcelona, Spain.*

THE
PESA CHYRON
GROUP

PESA

CHYRON

EMX

AURORA

Circle (1) on Reply Card

www.americanradiohistory.com

*Carrying
the torch
for Albertville
and Barcelona*

Being born into a famous family is no free ride.

Standards are high.
Expectations are great.

So when Shure unveiled its L Series Wireless Microphones a few years ago, we knew they had to be better than good.

They were. In fact, the L Series has emerged as one of the most affordable, trouble-free lines in the business. One that includes nearly every kind of wireless – from hand-held to lavalier to instrument systems – with both diversity and non-diversity receivers.

The all-new, L11 body-pack transmitter is a prime example. With its compact surface mount construction, the L11 is the smallest unit in its class. Battery life is 40 to 50% greater. And its crystal clear output signal lets you operate more systems simultaneously than ever before.

Of course, the L11's reliability is a given. After all, we have a family reputation to uphold.

For information on the L Series of wireless microphones and accessories, call 1-800-25-SHURE. The Sound of the Professionals®... Worldwide.

SHURE

The Only Wireless That Lives Up To Its Name.

THE SHURE WIRELESS
L SERIES
Circle (3) on Reply Card



SHURE

L4 DIVERSITY WIRELESS R

POWER

Contents

BROADCAST engineering

September 1992 • Volume 34 • Number 9



Page 42



Page 48



Page 64/66

AUDIO AND VIDEO PRODUCTION SYSTEMS:

Audio and video production equipment continues to improve in two major ways. First, the equipment is more powerful than ever before. The available features and capabilities seem to grow at exponential rates. Second, all of this power comes at lower prices than most people thought possible. The combined result is a win-win situation for today's production staffs.

DEPARTMENTS:

- 4 News
- 6 Editorial
- 8 FCC Update
- 10 Strictly TV
- 12 re: Radio
- 14 Management for Engineers
- 16 Circuits
- 18 Troubleshooting
- 20 Technology News
- 70 Station-to-Station: TTU-60 multiplex conversion
- 74 New Products
- 80 Industry Briefs
- 85 Classifieds
- 88 Preview/Advertisers' Index

FEATURES:

- 26 Shopping for a DTV System**
By Ed Dwyer, Matrox Electronic Systems
Explore your options before jumping on the DTV bandwagon.
- 36 Audio Console Update**
By Skip Pizzi, technical editor
The mixing console is the last analog link in the audio chain.
- 42 Inside Videographics Systems**
By Carl Bentz, special projects editor
Make your world as real as it gets.
- 48 Production Suite Technology**
By Curtis Chan, Curtis Chan and Associates
Find out what technological breakthroughs are on the horizon.
- 54 Talk Radio Technology**
By Skip Pizzi, technical editor
New terms of art for the talk radio renaissance.


OTHER FEATURES:

- 64 SMPTE Show Preview**
By Dawn Hightower, senior associate editor
Toronto-bound attendees will find unique viewpoints and technical perspectives at this year's conference.
- 66 SBE Show Preview**
By Stefanie Kure, associate editor
Do you know the way to San Jose? SBE does.

ON THE COVER

Powerful desktop-size production equipment is now capable of effects that used to require racks of space. (Cover credit: photography by Douglas Schwartz Photography; image composed on a Pinnacle Prizm Dveator.)

**OTARI'S NEW R-DAT:
PROFESSIONAL QUALITY WITHIN YOUR REACH.**



When you've had enough of unreliable "warmed-over" consumer decks, we've got a *professional* R-DAT for you at an affordable price.

Our new DTR-90 delivers the rock-solid reliability and superb sound that have made Otari audio machines the choice of professionals everywhere, and at the same time delivers all the performance and features you'll ever need.

For example, so you can make changes fast and easily the DTR-90 is the only R-DAT available with individual record insert on Ch. 1, Ch. 2, and time-code channel. And its user-friendly front panel features an LCD screen that gives you powerful functions often relegated to DIP switches in other R-DATs—you can even detach the control section of the front panel and use it as a remote unit!

You'll also appreciate the optional Time-code Card with its chase synchronizer for tight lock with VTRs and ATRs, as well as features like read-after-write and punch-in, punch-out.

And if you need a complete electronic editing system, you can't do better than couple the DTR-90 with Otari's CB-149 editor for flawless digital editing.

For the complete story on this quality-built and affordable R-DAT, call Otari at (415) 341-5900.



Otari Corporation
378 Vintage Park Drive
Foster City, CA 94404
U.S.A.
(415) 341-5900
Fax: (415) 341-7200

Otari Corporation
U.S.A.
(415) 341-5900
Fax: (415) 341-7200

Otari Inc.
Japan
(0424) 81-8626
Fax: (0424) 81-8633

Otari
(UK) Ltd.
United Kingdom
(0753) 580777
Fax: (0753) 542600

Otari
Deutschland GmbH
Germany
02159/50861-3
Fax: 02159/1778

Otari Singapore
Pte., Ltd.
Singapore
(65) 743-7711
Fax: (65) 743-6430

Circle (10) on Reply Card

By Dawn Hightower,
senior associate editor

Broadcasters want to extend HDTV transition

The National Association of Broadcasters (NAB) asked the Federal Communications Commission (FCC) to be more flexible with its HDTV development plan. It called the current financing and construction schedule "unrealistic for many stations and many markets."

The NAB has told regulators that the schedule does not allow for a market-driven rollout of this technology.

NAB said it embraces the FCC's goals for the swift implementation of HDTV, but the commission should take into account that HDTV's transition costs could be enormous. For example, transmission equipment for HDTV will likely be \$1-2 million per station; another \$10-12 million might have to be spent on production equipment to produce local programming.

NAB feels that a longer transition period is needed to allow broadcasters more time to finance their equipment purchases. NAB has asked the FCC to amend the financial qualification requirement, showing that HDTV financing is progressing, rather than committed. NAB notes this measure is necessary because capital financing for many TV stations is difficult to obtain.

Under the current FCC scheme, HDTV equipment costs will be more or less the same for stations with revenues of \$5 million as for stations with revenues of \$50 million.

NAB asked the FCC to defer or extend its HDTV deadlines to allow for a staggered, more market-driven transition to HDTV. This measure will allow larger stations to take the lead in their equipment purchases. As large stations begin to make their HDTV investments, equipment costs should go down, making subsequent purchases more affordable for medium and small TV stations.

United Airlines has agreement with Sky Radio

United Airlines has signed a contract with USA Today Sky Radio to offer its live, satellite-delivered audio service on United's entire domestic audio-equipped fleet.

Beginning this summer, USA Today Sky Radio became available on select Boeing 757 and 737 aircraft in United Airline's fleet, providing live, around-the-clock

news, business updates, play-by-play sports and weather forecasts. The programming is broadcast from USA Today Sky Radio's headquarters near Washington, DC.

United's entire domestic audio-equipped fleet is expected to be equipped with USA Today Sky Radio by the end of 1993.

USA Today Sky Radio plans to launch a second audio channel this fall, which will be a 24-hour all-sports channel.

Slate of officers is announced

The SBE nominating committee has submitted a list of candidates for officers and directors of the society. The membership will vote on these candidates this month, with the results to be announced during the annual membership meeting at the SBE National Convention in San Jose, CA, Oct. 15.

The proposed slate is: president, Richard Farquhar, Columbus, OH; vice president, Chuck Kelly, Quincy, IL; secretary, Marvin Born, Columbus, OH; treasurer, Robert Goza, Beaufort, MO.

Board of directors are: Phil Aaland, Los Angeles; David Carr, Houston; Dane Erickson, San Francisco; Keith Kintner, Los Angeles; Ed Miller, Cleveland; Robert Reymont, Mesa, AZ; and Martin Sandberg, Dallas.

VOA expands coverage to Central Africa

The Voice of America (VOA) has begun construction of a relay station on the Atlantic island of Sao Tome to improve VOA coverage of West and Central Africa.

The station is expected to begin 100kW medium-wave service in March 1993, and will broadcast programs from VOA's African service in English, French, Hausa and Portuguese. The project also includes the installation of four 100kW short-wave transmitters and a 600kW medium-wave transmitter, which is scheduled for completion in 1995.

The construction of the station on Sao Tome is the second stage of VOA's replacement of four 100kW short-wave transmitters near VOA's medium-wave station in Botswana in southern Africa. Further enhancement of VOA's coverage to Africa will be made in late 1993, when another relay station in Morocco will come on-line.

EDITORIAL

Brad Dick, *Editor*
Carl Bentz, *Special Projects Editor*
Skip Pizzi, *Technical Editor*
Dawn Hightower, *Senior Associate Editor*
Stefanie Kure, *Associate Editor*
Tom Cook, *Senior Managing Editor*
Pat Blanton, *Directory Editor*

ART

Nenita Gumangan, *Graphic Designer*

BUSINESS

Cameron Bishop, *Group Vice President*
Duane Hefner, *Group Publisher*
Tom Brick, *Marketing Director*
Czaldana Inan, *Group Director, Special Projects*
Evelyn Hornaday, *Promotions Manager*
Sue Edwards, *Promotions Coordinator*
Dee Unger, *Advertising Business Manager*
Mary Birnbaum, *Advertising Production Supervisor*
Michele Costlow, *Advertising Coordinator*
Stephanie K. Carlson, *Classified Advertising Coordinator*
Lori Christie, *List Rental Sales*

ADMINISTRATION

R.J. Hancock, *President*
Carol Sharp, *Circulation Director*
Customer Service: 913-967-1711

TECHNICAL CONSULTANTS

Eric Neil Angevine, *Broadcast Acoustics*
John H. Battison, *Antennas/Radiation*
Dennis Ciapura, *Radio Technology*
Dane E. Erickson, *P.E., Systems Design*
John Kean, *Subcarrier Technology*
Donald L. Markley, *Transmission Facilities*
Harry C. Martin, *Legal*
Elmer Smalling III, *Cable/Satellite Systems*

MEMBER ORGANIZATIONS

Sustaining Members of:
• Acoustical Society of America
• Society of Broadcast Engineers
• Society of Motion Picture and TV Engineers

Member,
Association of Business Publishers

Member,
Business Publications
Audit of Circulation

BROADCAST ENGINEERING is edited for corporate management, engineers/technicians and other station management personnel at commercial and educational radio and TV stations, teleproduction studios, recording studios, CATV and CCTV facilities and government agencies. Qualified persons include consulting engineers and dealer/distributors of broadcast equipment.

BROADCAST ENGINEERING (ISSN 0007-1794) is published monthly (plus three special issues) and mailed free to qualified persons within the United States and Canada in occupations described above. Second-class postage paid at Shawnee Mission, KS, and additional mailing offices. POSTMASTER: Send address changes to Broadcast Engineering, P.O. Box 12960, Overland Park, KS 66282-2960.

SUBSCRIPTIONS: Non-qualified persons may subscribe at the following rates: United States and Canada; one year, \$50.00. Qualified and non-qualified persons in all other countries: one year, \$60.00 (surface mail); \$115.00 (air mail). Subscription information: P. O. Box 12937, Overland Park, KS 66282-2937.

Photocopy rights: Permission to photocopy for internal or personal use is granted by Intertec Publishing Corporation for libraries and others registered with Copyright Clearance Center (CCC), provided the base fee of \$2.00 per copy of article is paid directly to CCC, 21 Congress St., Salem, MA 01970. Special requests should be addressed to Cameron Bishop, group vice president. ISSN 0007-1794 \$2.00 + \$0.00.

CORRESPONDENCE

Editorial and Advertising: P.O. Box 12901, Overland Park, KS 66282-2901. Telephone: 913-341-1300; Editorial fax: 913-967-1905. Advertising fax: 913-967-1904.

©1992 by Intertec Publishing
All rights reserved.

Advertising offices listed on page 88.

**Nikon ENG/EFP lenses.
All you need to look good.**

When you're on location with a CCD camera reaching for the best shot possible, you need ENG/EFP lenses that are compact, lightweight, and easy to maneuver. Lenses with the flexibility to adapt to any situation. Lenses with all the star qualities found only in a Nikon.

Our ENG/EFP precision lenses are created from the same superior glass and coating technology that have made Nikon the world renowned name in optics. Which means they're made with Nikon's exclusive Extra-Low Dispersion (ED) glass. And treated with special anti-reflection coatings to minimize ghosts and flare. Plus, their strong magnesium housing makes them extremely durable. So no matter how tough the assignment, Nikon ENG/EFP lenses are even tougher.

Our full line of outstanding ENG/EFP lenses includes the Nikon S9x5.5 wide angle lens — perfect for tight, close-up shots. The Nikon S19x8, with its unsurpassed focal length and range. The all-purpose Nikon S15x8.5. And the economical Nikon S13x9.

Want to create special effects with your CCD camera? We have two ENG/EFP converters that will allow you to use your whole bag of Nikkor 35mm SLR lenses. One lets you use wide angle lenses down to an effective focal length of 2 mm. The other lets you use long focal lenses out to 1200 mm.

And in the unlikely event something should

happen to your Nikon lens, a simple call to our Nikon Express Loaner Service hotline will get you a loaner lens overnight. So you don't ever have to worry about a crew being out of action until you can get a lens repaired.

To learn more about how Nikon

ENG/EFP lenses can make you look good, call 800-52-NIKON or (516) 547-4355 for our complete brochure. Or write: Nikon Electronic Imaging, Dept. D1, 101 Cleveland Avenue, Bayshore, NY 11706.

SHOOTING STARS.



Nikon ELECTRONIC IMAGING

r e c r e a t i v i t y

Asleep at the wheel

I recently received a letter from a reader describing what he believes to be a common problem with TV audio. The problem centers on the misuse of the Dolby noise-reduction system with videotape playback. It seems that many tape operators are unaware of the need to switch *off* the tape machine's Dolby decoder before playing back non-encoded tapes. The letter notes:

"As you know, Dolby is a 2-stage system that compresses audio before recording and expands it upon playback, thereby reducing tape noise. Therefore, for the audio integrity to be maintained, audio that is played back through Dolby decoding equipment must have first been recorded through the same process.

Unfortunately, this crucial recording/playback relationship is routinely overlooked or ignored by TV audio engineers. Audio that has not been Dolby encoded is often played back through the machine's Dolby decoder circuitry — resulting in a choked, suppressed and muffled sonic quality. When this occurs, speech becomes less intelligible, and the music becomes dull and lifeless. Low-level audio material (such as background music and crowd sounds) is, under these conditions, expanded to such an extent that it is sometimes unintelligible. A related problem occurs when playback levels into the Dolby decoders do not match the original record levels. Playing back audio into the decoders at a level lower than the original record level also results in sonic dulling. These effects are not subtle.

I bring this problem of the misuse of Dolby noise-reduction technology to your attention not to denigrate TV broadcasters but to perform a public service. The broadcasts of ABC, CBS, NBC, CNN, HBO, Cinemax, VH-1, MTV, BET and local TV stations are regularly marred by the practice of playing back through a Dolby decoder, audio that was not Dolby encoded."


After receiving the letter, I contacted Dolby officials, who confirmed the issue as a too-common problem. The error stems from videotape operators not properly setting up their tape machines prior to playback. Fortunately, the solution to the problem is relatively easy and painless.

First, all of your tape operators should be trained properly on how to set the machine for proper playback for encoded and non-encoded tapes. Although there *should* be a Dolby level-set tone at the tape's head, operators must not rely on the presence of a tone as the singular deciding factor. They should be able to *hear* when the tape machine's decoder switch is in the wrong position. Also, be sure they know how to recognize the difference between a Dolby level-set tone and a slate tone.

Second, make certain your tapes and boxes are properly labeled. Stickers are available from Dolby Laboratories to make identification of encoded tapes easy and foolproof.

Finally, when using Dolby encoding, be sure to place a level-set tone at the head. Also note on the box label how the playback levels should be set.

Don't let your operators fall asleep at the wheel when setting up tapes. Noise reduction is a wonderful technology, but only if it's used properly.



Brad Dick

Brad Dick,
editor

TOTALLY TRANSPARENT TRANSMISSION PROTECTION.



TRANSMISSION LIMITER ▶ 4000

Pure Sound.

Protecting transmission systems from peak overload without audible artifacts—while stringently preserving natural sound quality—is the primary objective of many of the world's finest broadcast operations. That is why so many facilities around the world are choosing the Orban Transmission Limiter 4000. The 4000 provides the peak control they need, without audibly adding, subtracting or interfering with their signal in any way.

Don't Take Our Word for It.

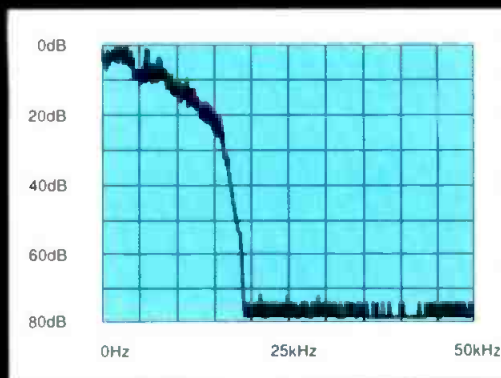
The 4000 provides transparent limiting with any source. Blind tests confirm that the sound of the Orban Transmission Limiter 4000 is virtually indistinguishable from the original source when driven as much as 15dB into limiting—even to trained listeners. Try it for yourself and hear what your facility can deliver when it is protected, not just restricted.

Sophisticated, Easy to Use.

Orban engineers took years to develop the complex algorithms which permit the 4000 to protect inaudibly. Yet, they kept the front panel of the 4000 clean, clear and businesslike. The precision LED displays indicate any action of the compressor or HF limiter circuitry. The only adjustments are for INPUT level and OUTPUT level. The built-in tone generator and test mode permit rapid system setup and alignment.

Orban Signature Quality.

The Transmission Limiter 4000 is one of a family of reliable, quality Orban products designed for demanding broadcast applications. Call your local Orban dealer for a hands-on demonstration of the Orban Transmission Limiter 4000—another breakthrough product from the leaders in broadcast audio processing.



Power spectral density at the 4000's output using "maximum peak hold" measurement. (5kHz/div. horizontal; 10dB/div. vertical)

orban

FCC Update



Telcos offer video services

By Harry C. Martin

In July, the FCC amended its rules to allow local telephone companies to offer video dial-tone services, including TV programming and 2-way interactive services.

Related initiatives include:

- Recommending to Congress that it repeal the telco-cable cross-ownership ban (Section 613[b] of the Communications Act), so telcos could provide TV programming directly as well as on a common-carrier basis.
- Proposing that the rural exemption to telco-cable cross-ownership be amended to permit telcos to provide video programming directly to their customers in areas with less than 10,000 people. The rural exemption is applicable to places of fewer than 2,500 people.
- Permitting telcos to have up to a 5% interest in video programming entities.

Under the new rules, local telephone companies may provide video dial tone to the public consistent with the existing regulatory framework for non-video enhanced services and subject to the following additional requirements:

- The commission is prohibiting local phone companies from purchasing existing cable facilities in their service areas for the purpose of providing video dial tone. However, the commission will continue to permit phone companies to acquire existing cable physical plant for the purpose of leasing those facilities back to the cable operator.
- Local phone companies wishing to offer video dial tone must make available to multiple service providers, on a non-discriminatory common-carrier basis, a basic platform that will deliver video programming and other services to end-users.
- Local phone companies will be permitted to provide additional enhanced and non-common-carrier services to customers of the common-carrier platform.
- The commission will apply existing safeguards against anti-competitive conduct, and will assess whether additional safeguards would serve the public interest in the context of specific video dial-tone service proposals.
- The commission will review its rules

Martin is a partner with the legal firm of Reddy, Begley & Martin, Washington, DC.

and regulatory framework beginning in three years.

Annual user fees specified

In August, the FCC sent to Congress a schedule of proposed annual user fees to cover the costs of the mass media regula-

analysis of its survey data and found that 94% of the stations were preventing transmissions of unwanted signals.

However, 11 stations had signals that exceeded the limits imposed by Section 73.44. The rules specifying AM signal characteristics were adopted in April 1989,

CLASS	NO. OF LICENSES	ANNUAL FEE (\$)
Clear-channel AMs	77	550
Regional unlimited time AMs	1,776	125
Local unlimited time AMs	1,018	125
Daytime or limited time AMs	2,081	125
Class C, C1, C2 or B FMs	2,268	550
Class A, B1, C3 or D FMs	2,439	125
VHF-TV, top-50 markets	176	4,000
UHF-TV, top-50 markets	506	2,000
UHF-TV, markets 51-150 & VHF-TV, markets above 150	340	1,000
UHF-TV, markets above 150	100	500
LPTV/TV translators/TV boosters	7,449	125
Broadcast auxiliaries	50,000	125
CARS stations	2,192	175
Cable systems	—	225 per 100 subscribers

Table 1. Schedule of proposed annual user fees to cover the costs of the FCC's mass media regulatory activities.

tory activities. (See Table 1.)

FCC cancels silent AM stations

Through a separate Show Cause and Hearing Designation Order, the FCC is moving to cancel the licenses of AM radio stations that have been off the air without authority for extended periods of time. In each case, the commission was unable to communicate with the licensee, or the licensee failed to respond to at least one official letter of inquiry concerning the station's silent status.

In moving against the first 10 silent stations, the agency granted authority to its Mass Media Bureau to issue and release similar orders in future silent station cases.

FOB spot-checks AM spectrum use

Earlier this year, the Field Operations Bureau (FOB) measured the signal characteristics of 174 randomly selected AM stations to determine compliance with Section 73.44 of the commission's rules, which limits how much spectrum AM stations can use. In July, the FOB completed

and were modeled after standards established by the National Radio Systems Committee (NRSC).

Hard look FM processing relaxed

The commission has relaxed its "hard look" approach to processing commercial FM applications. Under the more liberalized approach, the applicant may amend to correct data errors and omissions during the initial 30-day amendment-as-of-right period. Good cause showings are not required during this 30-day period. A second amendment window will close at the end of the 30-day period specified in any FCC staff deficiency letter to the applicant.

Amendments during this second stage will be limited to those making the traditional showing of good cause or those that correct tender or acceptance defects. After this second-stage window closes, there will be no further opportunity for amendment without a showing of good cause. Applications with uncorrected tender or acceptance defects remaining at this stage will be dismissed.



The Odetics TCS90 - The Only Cart Machine Designed with Your Future in Mind

With the TCS90, Odetics Broadcast gives new meaning to the word versatility. Featuring a unique ability to handle multiple cassette sizes and virtually all available broadcast formats, the TCS90 provides incomparable flexibility plus an open window to the future.

Field Changes Made Simple

Don't waste time second-guessing future tape deck format changes. The TCS90's simple straight-forward design makes field upgrades easy and affordable. You can take advantage of technology upgrades as they become available.

Mix cassette sizes to match your needs

Odetics put its award-winning electromechanical expertise to work and developed a system that makes handling dual-sized cassettes simple and foolproof. With a capacity of 150 carts, there is enough on-line access for a full day of programming plus twelve to twenty-four hours of spots and

promos, depending upon your format. And, with Odetics Multicut Software, the TCS90 can store several hundred spots on-line.

The Decision is Yours

Full compatibility with any news or station automation system lets you make choices that make sense for your station's needs. Built-in redundant hardware and software features make choosing Odetics a decision you can be sure of.

Buy for the Long-Term

Because Odetics products are fully compatible with each other, system obsolescence is never a concern. The TCS90 includes the same advanced features as the Odetics TCS2000 large library Cart Machine and all TCS2000 software and hardware options and accessories. It's no wonder Odetics Broadcast is the world-leader in large library automation systems.

Odetics
Broadcast



® NATAS

1515 South Manchester Avenue, Anaheim, California 92802-2907 (800) 243-2001 or (714) 774-2200

Director of Sales
Bill Keegan
(714) 774-2200

Northeast
Ray Baldock
(201) 305-0549

Southeast
Emerson Ray
(813) 960-0853

West
Chuck Martin
(818) 999-9796

North Central
Bill Boyd
(612) 894-2121

South Central
David Scally
(404) 917-9506

Circle (7) on Reply Card

Strictly TV



Pan to the left

By Curtis Chan

Imagine that it's Super Bowl Sunday 1996. You are sitting in your favorite chair enjoying the game. It's fourth down and 20, and your team is going to attempt a field goal. The TV screen shows a wide shot from the sidelines. You want to know what the coach is doing. No problem. You pick up the remote control, tilting the joystick to swing the view from the players to the bench, where the coach stands. Then, you pan again to capture the band and the benched players' expressions as the ball is kicked — field goal!

As you sit back, you wonder how you ever got along without this added function on your remote control, when only a few years earlier (1992), it was a research project at Bellcore (Bell Communications Research). The process is dubbed *electronic panning*, and was invented by Lanny Smoot, director of multimedia communications systems research. Now, instead of the picture image being confined by the edges of your TV screen, your view is limited only by your imagination. With electronic panning you become the director.

An overview

Bellcore's experimental camera system, together with a high-speed communications network, will allow an unlimited number of people in separate locations to view a scene from an infinite number of directions. The electronic panning camera incorporates Bellcore-created technology that allows users to visually scan a remote scene while the camera and lens remain stationary. A variety of interfaces allow the viewer to electronically move the picture they are viewing to the left or right, beyond what is normally shown on the screen.

With one interface, viewers touch the TV picture to control the angle of view. Another interface uses an infrared control unit. A third interface locks onto physical movement of a selected object on the scene and automatically tracks it.

Tying the system together

The system operates simultaneously

with a communications link connected to the central switching office to let the electronic controller know what to feed down the signal path, based on the viewer's selection. At the central switching office, a card that ties to the subscriber's phone line receives commands from the viewer and sends compressed video information back down the line, all in real time.

Your view is now limited only by your imagination. With electronic panning, you become the director.

The bandwidth of the system must accommodate, at the least, VCR-quality TV signals, data and (possibly) voice information. Because of the uniqueness of this interactive system and the potential of the multitude of on-line subscribers, on-air and cable use are unlikely in the short term, or until fiber or an interactive on-air transmission-viewer communications link becomes cost-effective and widespread. This leaves the ubiquitous tried-and-true standby, copper-based telephone networks, as the most practical medium.

VCR-quality television, voice and data can be sent simultaneously over a single copper telephone line. The proposed asymmetrical digital subscriber line (ADSL) technology with digital processing can expand the transmission capacity of current copper-based networks. Processing raises weak transmissions to acceptable levels with VLSI devices, instead of expensive computers.

The ADSL technology is proposed primarily for the customer loop — that part of the telecommunications network that links residence and business customers to the central switching office. The reasoning is that fiber currently does not link the vast majority of telephone subscribers. ADSL is not meant to take the place of fiber-optic networks, whose bandwidth will be able to provide services, such as

multimedia communications and HDTV, which copper-based networks cannot handle. ADSL can provide enough capacity for customers to receive VCR quality along with a regular phone call. ADSL will probably use real time compression of video signals to 1.5Mbit/s.

Other uses

The electronic panning system, connected to a high-speed telecommunications infrastructure, could find applications in classrooms and the workplace, as well as enhancing leisure-time activities. One business application of electronic panning is enhancement of desktop videoconferencing. Viewers could adjust their screen to see the speaker and people on the sides, as well as for a greater sense of being there. This could allow company executives to interact more closely with large groups of employees at satellite offices.

In tele-education, where the teacher instructs class over long distances, videoconferencing has already demonstrated the potential for distance learning, but it lacks a strong feeling of personal interaction between student and teacher. Electronic panning allows virtual one-on-one communication. An electronic panning camera in the classroom can automatically follow the teacher. The student may choose to see other areas of the classroom as well.

If this electronic panning system gets off the ground, it could mean a much different perspective and approach to television of the future. It would allow an unlimited number of people in separate locations to view a scene from an infinite number of viewing angles. Without major changes to current technology, this enhancement to TV viewing will bypass broadcasters and cable operators at the outset. For the phone companies, it will bring a new complexity to the systems already in place, requiring extended 2-way links combined with intermittent network use of standard telephone calling.

Acknowledgment: We would like to thank Lanny Smoot, director of multimedia communications systems research, and Paul Shumate, division manager of distribution network technology research, Bellcore, Piscataway, NJ, for their assistance. ■

Chan is a principal of Curtis Chan and Associates, Fullerton, CA.



INTRODUCING THE NEW LOOK OF QUALITY.

You're looking at the most comprehensive line of new and improved videotapes in Ampex history.

All the result of the an uncompromising commitment to quality.

We evaluated every aspect of every one of our products against the most rigorous standards of all—those of demanding professionals like you.

That's why we developed new formulations. New backcoats. New basefilms.

That's why we designed new cassette mechanisms. New spools. New plastics.

That's why we refined our manufacturing processes. Incorporated new automated assembly systems. Added new high resolution inspection procedures.

All to give you new levels of performance, quality, and consistency. Dramatically reflected in new colors, new packages, new labels.

But see for yourself. Take a look at our new line of video products—Ampex 398 Betacam SP and 208 Betacam, Ampex 329 D-2 and 229 D-1, Ampex 196 and 296 1" Type C, and Ampex 197 U-matic and 297 U-matic SP.

And see the new look of quality.

AMPEX

re: Radio

Transcoding transgressions

By Skip Pizzi, technical editor

Emotional reactions aside, audio data compression may indeed have a beneficial impact on society. The relatively small amounts of audible degradation that these *perceptual coding* algorithms seem to impart is a small price to pay for the opportunities they allow, digital radio broadcasting among them. (See "Digital Audio Data Compression," February 1992.)

But these advantages may prove to be such systems' undoing. Data compression's seductive and widely applicable nature virtually guarantees its frequent appearance in the professional and consumer audio environments of the future.

This implies that an audio signal will likely pass through *several generations* of one or more compression algorithms between its original recording and its eventual playback by the end-user. This process is referred to as *transcoding* or *tandem coding*. Such a cycling process occurs even if a standard digital audio interface (for example, AES/EBU or SPDIF) is used between devices.

Transcoding paradigms

Although most listeners agree that the aural quality of today's best data compression algorithms is good, such claims are typically based on hearing audio passed through a compression system only *once*. What happens when the once-compressed and reconstructed signal is transcoded a second time? A fourth time? A tenth time?

Such high transcoding orders are not extreme considerations. It's conceivable that audio in a typical news story of the near future might experience data compression in its field acquisition, in rough-edit transfer, upon transmission via telco, in post-production, during distribution to a network of stations, on those stations' STLs, on the digital radio broadcast system, and finally on the consumer's digital recording device.

At each of these transcoding stages, bit-rate reduced audio data is reconstructed to approximate the original 16-bit linear PCM, and then recompressed. Whether this iterative process produces any significant additive loss demands thorough investigation, which is now under way.

Knowing that bit-rate reduction al-



gorithms exploit the *spectral masking* phenomenon of human hearing for the bulk of their data reduction, you might expect that an algorithm's masking accuracy breaks down after multiple transcodings, and the noise or distortion associated with low-resolution coding becomes audible.

Interestingly, for most systems, this is *not* the case. Instead, the most noticeable degradation that transcoding can cause occurs in the *time domain*. Remember that these algorithms must continually analyze the spectrum of the audio signal to determine what masking will take place, thereby informing their bit-allocation processes. But a spectrum is not defined instantaneously — it can only be determined by examining the recent history of the signal and analyzing the *rate of change* between successive amplitude values (or successive samples, in the digital world). So to obtain information about the current audio spectrum, a contiguous group of audio samples is collected in a buffer (or *window*), then evaluated and processed as a whole.

Data compressors thereby sacrifice time-domain resolution to obtain frequency domain resolution, and the resulting time-domain distortion is indeed an additive function when repeatedly applied. Transcoding increases temporal resolution loss to the point where time-domain distortion may become clearly audible. When heard, most listeners characterize these artifacts as decidedly unsubtle, sounding like fast flanging or chorusing effects. Transient attacks may also sound softened, splattered or even "reversed" (ramped). Temporal resolution loss causes a coherent original transient to be spread over a longer period of time.

This presents an interesting paradox: Digital audio, the technology that took time-domain distortion *away* from storage media, is now introducing it to transmission media.

Trade-offs and solutions

How much of this temporal distortion occurs on each pass is highly dependent on an algorithm's window size. The two general classes of perceptual coders, *sub-*

band and *transform*, require extremely different window sizes. Subband coders need only determine the general spectral *vicinity* of a particular piece of audio data before sending it off for bit reallocation, so short windows are used. Transform coders, on the other hand, must determine a fairly detailed, full spectrum from each block of audio data, so windows are longer. (Some recent transform designs incorporate *variable* windowing, which adaptively switches to a shorter window when transient energy is present; other coder variants combine elements of both transform and subband designs.)

There is also the issue of manufacturing cost, which in some cases favors the longer-window systems. Finally, systems that perform well at the higher broadcast data rates (128kbit/s and up) may not be the ones that sound best at the lower telco rates (64kbit/s and below). So there seems to be no single, ideal, one-size-fits-all approach. This is why *multiple levels* of standardization have been proposed (such as ISO/MPEG Layers I, II and III).

Nevertheless, given enough transcoding generations, it can be argued that *any* system will exhibit temporal artifacts (although problems will become evident on some systems in fewer passes than others). Therefore, the ultimate solution to the transcoding dilemma requires the establishment of a *compressed digital audio interface* standard. A few control bits in a frame-header could inform adaptive multirate decoders of the compression algorithm currently in use (if any). This would allow the audio signal path and pedigree to retain originally compressed data, and eliminate the repeated reconstruction and recompression of transcoding. It might also allow greater reductions in bandwidth and hardware costs. Incidentally, this is the paradigm currently under consideration for HDTV transmission — compress *once* at the start of the chain, and keep it that way until the signal is viewed by the end-user. Let's hope the digital audio industry realizes the value of this approach before it's too late.

Have your cake...

You can have it both ways with System One.

Most audio test sets fall into one of two categories...

There are the specialty testers, like tape recorder test sets, video/audio monitors or pricey short interval test systems. Then there are conventional general purpose audio testers, which can do basic testing but lack the capability to fill today's specialized testing needs.

Investing large amounts in specialty systems that don't also meet your day-to-day audio testing needs is both expensive and frustrating.

SYSTEM ONE solves the problem by providing both high performance general purpose audio testing and innovative specialty testing functions. Basic SYSTEM ONE configurations are priced competitively, yet can grow with your needs to include these advanced functions:

FASTest – Test any audio channel in 2 seconds or less

MLS – Quasi-anechoic measurements of loudspeakers

FM – Automated Stereo Proofs

TV BTSC – Automated Stereo Proofs

DUAL DOMAIN TESTING – Direct digital domain testing of digital audio and interfaces.

TAPE TESTING – Complete magnetic tape recorder and media testing.

SPECTRUM ANALYSIS – Audio FFT analysis

EBU 0.33 – Short interval testing

Circle (9) on Reply Card

and eat it too.

With System One, you can have it both ways!

Audio precision

P.O. Box 2209, Beaverton, OR 97075
503/627-0832 1-800/231-7350
FAX: 503/641-8906, TELEX: 283957 AUDIO UR



INTERNATIONAL DISTRIBUTORS: **Australia:** IRT Electronics Pty., Ltd., Tel: (61) 2 439 3744 **Austria:** ELSINCO GmbH, Tel: (43) 222 812 1751 **Belgium:** Trans European Music NV, Tel: (32) 2 466 5010 **Bulgaria:** ELSINCO, h.e. Strelbishte, Tel: (359) 92 581 698 **Canada:** GERRAUDIO Distribution, Tel: (416) 696-2779 **China, Hong Kong:** A C E (Int'l) Co. Ltd., Tel: (852) 424-0387 **Czechoslovakia:** ELSINCO GmbH, Tel: (43) 222 812 1751 **Denmark:** nbn Elektronik aps, Tel: (45) 86 57 15 11 **Finland:** Genelec OY, Tel: (358) 77 15311 **France:** ETS Mesureur, Tel: (33) (1) 45 83 66 41 **Germany:** RTW GmbH, Tel: (49) 221 70 91 30 **Hungary:** ELSINCO KFT, Tel: (36) 112 4864 **Israel:** Dan-El Technologies, Ltd., Tel: (972) 3-544-1466 **Italy:** Medea S.r.l., Tel: (39) 2/4840 1780 **Japan:** TOYO Corporation, Tel: (81) 3 (5688) 6800 **Korea:** Myoung Corporation, Tel: (82) 2 784 9942 **Malaysia:** Test Measurement & Engineering Sdn Bhd., Tel: (60) 3 734 1017 **Netherlands:** TM Audio B.V., Tel: (31) 034 387 0717 **New Zealand:** Audio & Video Wholesalers, Tel: (64) 7 847-3414 **Norway:** Lydconsult, Tel: (47) 9 19 03 81 **Portugal:** Acutron Electroacustica LDA, Tel: (351) 1 9414087 / 9450862 **Poland:** P.H.U INTERLAB, Tel: (48) 22 335 454 **Singapore:** TME Systems Pte Ltd., Tel: (65) 298-2608 **South Africa:** SOUND FUSION, Tel: (27) 11 477-1315 **Spain:** Telco Electronics, S. A., Tel: (34) 1 531-7101 **Sweden:** Tal & Ton Elektronik AB, Tel: (46) 31 80 36 20 **Switzerland:** Dr. W.A. Gunther AG, Tel: (41) 1 910 41 41 **Taiwan:** ACESONIC Intl Co., Ltd., Tel: (886) 2 716-8896 **United Kingdom:** SSE Marketing Ltd., Tel: (44) 21 387-1261

www.americanradiohistory.com

Management for Engineers

Dealing with difficult employees

Understanding the difficult employee

By Judith E.A. Perkinson

"How many times do I have to explain this to you?" "What part of no don't you understand?" "Excuses, excuses — what does it take to get the job done?"

Do you ever think of saying these kinds of things to a fellow employee? Sometimes, it's difficult to work with certain people. But when the difficult person is your employee, then that person isn't just an annoyance, he is your responsibility.

Although there are many ways of dealing with a difficult employee, some methods are better than others. Ignoring the problem is usually unsuccessful. Firing the person may solve the problem, but it is not always possible to do so. More important, difficult employees are often valuable because of their skills, knowledge and experience. Smart managers search for ways to turn a problem employee into a productive worker. The process begins with understanding difficult employees.

What is a difficult employee?

Not all difficult people are difficult employees. Just because you have a personality conflict with someone doesn't make that person a problem. A difficult employee is someone who does not perform a job satisfactorily, creates problems with or for the rest of the workers on the job, and/or prevents others from performing their job.

It is important to understand that not all people who present problems to you as a manager are trying to be a problem. There are many reasons why a worker may seem to be difficult. First, identify the nature of the conflict involving the difficult employee. Next, remove the obstacles that may be inhibiting successful job performance, or limit the influence the worker has on the total effectiveness of the staff.

Different strokes

Learn to handle problem employees by recognizing the types of workers who prove to be difficult to supervisors. Most difficult employees fall into one of two categories.



• *Category 1.* These are employees who may have a problem they aren't quite sure how to resolve. They want to do a good job, but have a deficiency that prevents them from performing their job successfully. These deficiencies include:

1. lack of information.
2. lack of equipment or materials.
3. time problems.
4. lack of skills or understanding.

The first step in dealing with difficult employees is to commit to giving each difficult worker a chance to change.

All of these deficiencies probably can be overcome. And when they are, the employee may be able to better perform his duties. Furthermore, the employee most likely will approach his job with greater enthusiasm, because he feels he has been treated fairly and compassionately. Perceptive managers will determine these deficiencies and offer the employee the necessary resources to do a good job.

• *Category 2.* These are people who are not performing well and don't really want to change. Resolving this situation is more difficult. Use the same approach for this type of employee as you would with those who fall under category 1.

Building a supervisory standard

All managers should have a standard approach to dealing with difficult employees. This approach should be defined and used consistently. An inconsistent and/or uneven supervisory reward-and-punishment system can make difficult employees out of good employees, allow difficult employees to go unchecked and diminish the manager's leadership capabilities.

Begin your supervisory standard with the assumption that your workers want to do a good job. By doing so, you create a positive atmosphere and project a sense

of fairness. Starting with this assumption will probably automatically divide your employees into the two categories discussed earlier. This effort also will enable you to take the necessary actions to deal with a category 2 employee.

Communication is the key

You are not a mind reader, and neither are your employees. Nothing is clear until it is communicated. As a supervisor, you are responsible for communication. Effective employee improvement requires a clear communication system. Just saying something is not enough. Remember the following when you are dealing with employees:

1. People do not always pay attention when you speak.
2. Just because people say they understand doesn't mean they necessarily do.
3. Saying the same thing over and over (and loudly) does not ensure the listener will understand.

To make sure that you communicate your needs and concerns about an employee's performance, attitude or behavior, develop an approach to communication.

Your approach should be as non-threatening as possible. An employee who is called in by the boss to discuss a problem concerning his performance is bound to feel anxious. Therefore, it is important that you provide employees with a framework that gives them the opportunity to solve the problem.

It is difficult for most people to admit they have deficiencies, because it is tantamount to admitting failure. That is why it is critical that you, as a supervisor, communicate clearly that the process is not designed to accuse, condemn and punish, but to make the employee more successful.

Thus, the first step in dealing with difficult employees is to commit to giving each difficult worker a chance to change. Without this chance, the relationship between you and your employee is almost certain to be combative and unproductive.

Next month, we will examine the 5-step employee improvement process.

Perkinson is a senior member of The Calumet Group, Inc., Hammond, IN.

THE MOST IMPORTANT ADVANCE IN VIDEO PRODUCTION SINCE VIDEOTAPE.



THE PIONEER REWRITABLE VIDEODISC RECORDER WITH INSTANT ACCESS.

The Pioneer Rewritable Videodisc Recorder can revolutionize the way you do video production.

Through laser technology, the VDR-V1000 provides the world's fastest, most accurate broadcast-quality editing plus the greatest media reliability available.

It offers near instant non-linear

access and the most precise frame-by-frame editing in a recording device. Gone are the typical editing problems associated with shuttling, jogging, and pre-roll.

The VDR-V1000's unique, dual-



head system gives you real-time non-linear playback. You get a perfectly clean edit every time. You can erase and record simultaneously. No pre-roll or post-roll is necessary.

There's no head contact with the media. Discs can be erased and re-recorded over one million times — the quality of the millionth recording is the same as the first. Discs contain up to 57,600 still frames, or 32 minutes of full motion video.

The VDR-V1000 can record audio and video simultaneously or separately, so you can dub PCM stereo audio onto video. Control is available through RS-422A or RS-232C ports. It can read and write SMPTE time code, and transmit signals compatible with component, composite or RGB formats.

With so much going for it, the VDR-V1000 leaves only one question unanswered: What are you waiting for?

For more information or a demo, contact in the East:

Linda Toleno at (201) 327-6400, in the

Midwest: Chris Boldt at

(708) 285-4500, and in the West:

Bill Blair at (310) 492-9935.

 **PIONEER**
Pioneer Communications of America, Inc.

Circle (4) on Reply Card

Circuits



AC power basics

3-phase power

By Roy Trumbull

In 3-phase (or *polyphase*) power transmission, each of the three transmission lines is 120 electrical degrees away from its two partners. When 3-phase voltage is rectified, the DC value never drops to 0V, because of the overlapping waveforms on the three conductors. The resulting raw ripple of a 3-phase, full-wave rectifier is 360Hz, which requires less filtering than the 120Hz of single-phase rectification. (Single-phase power *does* dip to 0V.) For this reason, transmitters rated 5kW and higher are nearly always wired for 3-phase power.

The most common customer connection for 3-phase power is called the *weye*, in which one end of the winding for each phase is tied to a common point to form a neutral. (See Figure 1a.) This creates the situation called *3-phase/4-wire*, a common industrial utility interface.

Role of the neutral

If the load is perfectly balanced (i.e., current supplied by each phase is equal), no current flows in the neutral. However, this condition rarely occurs, and the neutral conductor often carries current, thereby compensating for load imbalances between phases.

The neutral also provides a path for the removal of harmonic currents generated in the load, as is often the case when switching power supplies are involved. To better handle these demands, today's trends dictate that the wire diameter of the neutral should be twice that of the current-carrying wires. (In the past, the neutral had been sized the same as, or smaller than, the hot conductors.)

Derivation of values

In a typical 3-phase/4-wire (weye) system, the voltage between any phase and neutral will measure 120V. But what is E_{LINE} , the voltage between one phase and another? As in Part 1 (see August's "Troubleshooting" column), trigonometry holds the solution. Consider an isosceles triangle (see Figure 1b) in which two sides (AN and BN) are each 120V, and the included angle ($\angle ANB$) is 120°. The remaining side

(AB) is the unknown voltage. The two remaining angles are each 30°.

Although there are several ways to proceed, my preference is to bisect the 120° angle to form two equal 30°-60°-90° right triangles (ARN and BRN), in which the hypotenuse (AN or BN) is the given value of 120V. The base of each right triangle (AR or BR), which is half of the unknown voltage, can be solved as $x = 120(\cos 30^\circ)$, or $120(0.866) = 104$. E_{LINE} (AB) is therefore $2(104) = 208V$.

If we assume the case of *unity power factor* (see Part 1 of this series), the total power in a 3-phase circuit is $P_{TOT} =$

If the load is perfectly balanced, no current flows in the neutral. However, this condition rarely occurs.

$3E_{PHASE}I_{PHASE}$, or simply the sum of the power from each phase. However, we normally think of circuit power in terms of *line* voltage. In the wye configuration, E_{PHASE} equals $E_{LINE}/\sqrt{3}$, and I_{PHASE} is the same as I_{LINE} . Therefore, substitution provides $P_{TOT} = 3(E_{LINE}/\sqrt{3})I_{LINE} = \sqrt{3}E_{LINE}I_{LINE}$.

A less common customer-side arrangement supplies power in the *delta* configuration, where one winding simply connects to the next, forming a triangle. (See Figure 1c.) Here, *current* between lines share the 120° phase relationships that *voltage* between lines held in the wye configuration. Therefore, for a balanced load in delta, $I_{LINE} = \sqrt{3}I_{PHASE}$, while $E_{LINE} = E_{PHASE}$. The formula for P_{TOT} is the same as in wye.

To account for power factor (the angle between E_{PHASE} and I_{PHASE} in wye and delta), the complete formula in either configuration becomes:

$$P_{TOT} = 1.732E_{LINE}I_{LINE}\cos\theta$$

A final note: Single-phase power is distributed at a delta site through a wye transformer, to provide a neutral and to split the load between phases. Some high-voltage equipment (such as a transmitter) may be equipped with 3-phase delta primaries, however. Careful observation of phase rotation is important when wiring these devices. Although the power supply will create DC in any event, a wiring error on a 3-phase blower motor will make it run *backward*. Simply swapping any two of the three leads will correct the rotation.

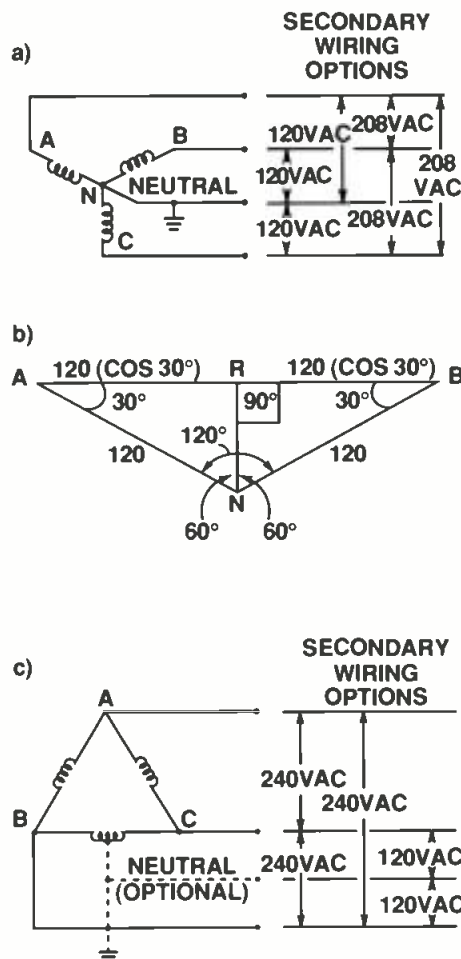


Figure 1. In (a), the wye configuration for 3-phase/4-wire power interfacing is shown. In (b), the trigonometric equivalents are presented, while (c) shows the delta configuration.

Further reading

Giddings, Philip. *Audio System Design and Installation*. Howard W. Sams & Co., Indianapolis, 1990.
Whitaker, Jerry. *AC Power Systems Handbook*. CRC Press, Boca Raton, FL, 1991.

Trumbull is assistant chief engineer for KRON-TV, San Francisco.

PURE DIGITAL.

HIT DICK HIT DICK HIT DICK
NAB
BROADCAST
 1991
 HIT DICK HIT DICK HIT DICK



Bottom Line Orientation.

Creating a "sound" that attracts and holds the largest possible audience is the bottom line in the radio business. And the new OPTIMOD-FM Digital 8200 is a technological breakthrough with bottom line impact.

Digital Makes the Best Even Better.

The power of digital propels the 8200 to new levels of performance and functionality. OPTIMOD-FM 8200 is a *true* digital audio processor—the audio is digitized and all control functions are digital.

What is the value of digital processing and control? In addition to a better sound, digital makes the OPTIMOD-FM more user-friendly, more programmable, more flexible. Simply put, because the OPTIMOD-FM is easier to adapt to a station's programming needs, it will produce more benefit, more of the time.

The Processor with Multiple Personalities.

With most conventional processors, multiple processing configurations require multiple boxes. With the 8200's Multiple Variable Processing (MVP) architecture, processing configurations can be

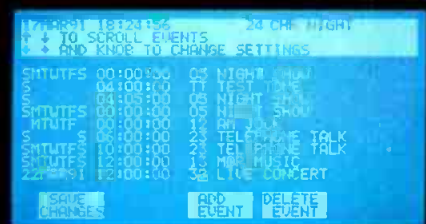
changed with the push of a button—select the protection MVP for total transparency, or

the two-band MVP for an improved version of the traditional open, bright and natural OPTIMOD-FM sound which helped make thousands of stations successful. Choose the optional multi-band MVP and meet the challenge of competitive major-market processing with selectable speeds to match any format.

Power. Potential. Profitability.

Take advantage of the power, potential and profitability of the OPTIMOD-FM 8200. Call your dealer now for a personal, hands-on evaluation of the 8200.

The OPTIMOD-FM 8200 is a technological breakthrough with bottom line impact. The power of OPTIMOD—in pure digital.



Use the 8200's Automatic Preset Switching to automatically change the processing on a programmed schedule. Ideal for dayparting or multi-format stations.

OPTIMOD-FM

D I G I T A L

© 1991 AKG Acoustics, Inc.
 Orban and Optimod are registered trademarks of AKG Acoustics, Inc.
 AKG is a registered trademark of Akustische U. Kino-Geräte Ges.m.b.H, Austria.

orban
 A Division of AKG Acoustics, Inc.
 1525 Alvarado Street
 San Leandro, CA 94577 USA
 Tel: (1) 415/351-3500
 Fax: (1) 415/351-0500

Circle (11) on Reply Card

www.americanradiohistory.com

Troubleshooting

Maintaining telephone systems

Cracking the closet door

By Steve Church

It's amazing how many broadcast engineers take on the heavy iron and high RF of the transmitter shack without a moment's hesitation, but turn into a quivering mass at the prospect of entering the dreaded *phone closet*. Such anxiety is probably the result of a lack of knowledge.

This column begins a 6-part series exploring some important parts of the phone system: PBXs, key systems, digital phone systems, TI bridges, Switched-56 and ISDN. The focus in all of these areas will be on practical tips for real world phone-closet troubleshooting.

It has been more than a decade since the end of Ma Bell's all-encompassing jurisdiction over the station telephone system. Yet, we still call the phone service repairman when there's a problem. Many engineers think it's the one area in the station that somebody else has to worry about. So why should the broadcast engineer bother to learn about the phone system? Here are a few reasons:

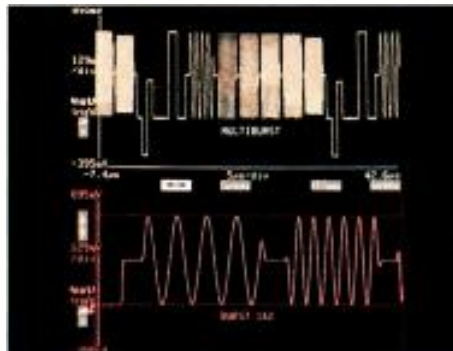
- *It's another way to endear yourself to the GM.* In these days of shrinking engineering staffs and budgets, it makes sense to enhance the department's value in any way possible. Many engineers have gone this route with computer equipment, and have found a satisfying pay-off. Phone equipment repair service is generally extremely expensive, so there is a significant and visible monetary reward for doing some of this work in-house.

- *Occasional necessity.* What do you do when the PBX goes down just before your highly rated evening sports talk show goes on the air? Your phone service provider may be terrific, but usually all you'll get when you call at 8 p.m. is a recording.

- *Curiosity.* You really do want to know how everything in the building works, don't you? Isn't this what motivated you to join the engineering ranks in the first place?

- *Improved audio interfacing.* A better understanding of the entire phone system helps you do a better job with the part

Church is president of Telos Systems, Cleveland, OH.



of it that you *have* to deal with: telephone interfacing for on-air use.

A look inside the closet

An important feature of the phone system is the big piece of plywood *backboard* on the wall, covered with standard-issue telco 66 punch-blocks and other intriguing pieces. It might look intimidating, but certainly no more so than your studio installation looks to the telco crew. Just as with studio wiring, each phone installation is unique, but there is a common pattern.

such as an input for music-on-hold or an output for paging.

3. *The incoming lines from the telco central office (CO).* Lines arriving from the CO will go first to a special block with an orange-colored cover and a female 50-pin blue-ribbon jack fitted to one side. This block is owned by the phone company, and you are not supposed to disturb it.

Connector wiring follows a sequence labeled on or near the block. This configuration is called an RJ21X and serves as the

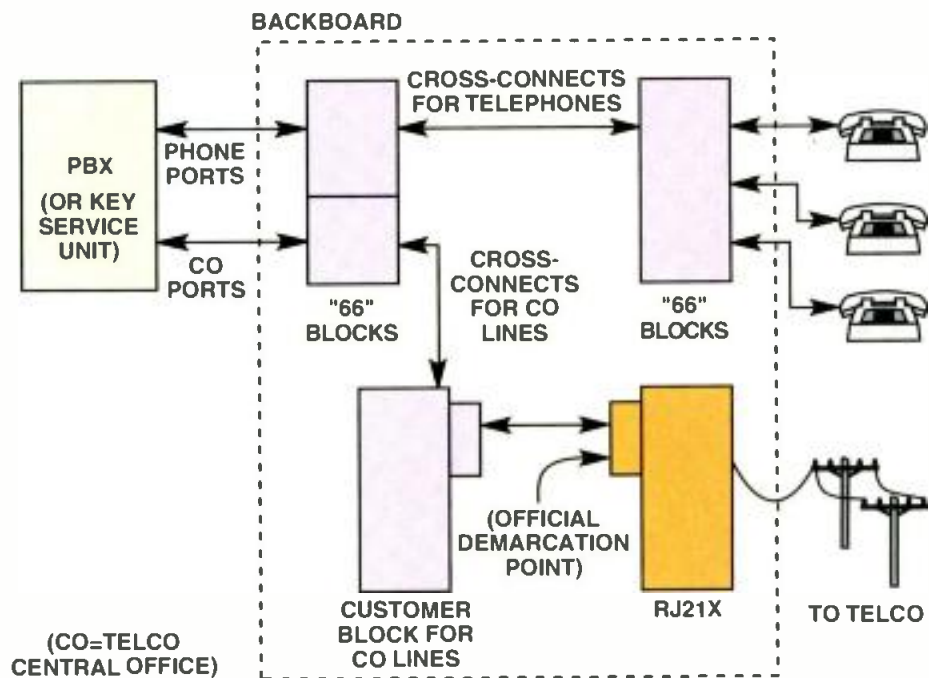


Figure 1. Basic layout of a typical phone closet backboard.

A well-crafted backboard will have areas devoted to three simple functions:

1. *The connections for all of the telephone sets.* These blocks will be where all of the local wiring leading to the station's phone instruments will terminate. They will probably be labeled by extension number.

2. *The interface to the PBX or key system.* This includes input connections for the telco lines and outputs ultimately bound for the phone sets. Some special auxiliary functions may also be located somewhere,

official demarcation point between telco and customer property. The block will usually have bridging clips on each line, allowing telco technicians to isolate problems to either their lines or your customer-provided equipment (CPE). The RJ21X will usually connect directly to another block via a mating 50-pin plug. This is the point where all of your equipment meets with the outside world.

Next month, we'll come out of the closet and study some rules of the telco troubleshooting game.



B R O A D C A S T

OFFICES & ENGINEERING
MARIA MOLINER, 74-76
50007 ZARAGOZA
SPAIN

FACTORY
CMNO. DE LOS ALBARES, 14
CUARTE DE HUERVA
ZARAGOZA - SPAIN

OMB AMERICA
TIB3555 N.W. 79 TH. AVE.
33122 MIAMI FLORIDA
U.S.A.

Solutions

Engineering by Broadcasting Experts

In OMB you will find the answer for your radio or television transmitting station.



FM TUBE TRANSMITTER

88-108 MH: 5.000 WATTS

Many broadcasters came to us with doubt and went away satisfied, technically and financially.

Today we are able to help you.


If you want the best quality and the best value for money

OMB can supply them both.

Have confidence in our services.

Facilities:


- *System projects* • *Installation*



MICROWAVE LINK

5 WATTS 1.8-2.4 GHz

- *Short delivery time* • *After sales service* • *Full technical data*



FM TRANSMITTER SOLID STATE

88-108 MHz 500 WATTS

Indicative prices in US\$ FOB Zaragoza and Miami

DIGITAL STEREO GENERATOR 45-60 dB SEPARATION	1.375
3 kW RADIATING SYSTEM 4 DIPOLES POWER DIVIDER 1/2" CELLFLEX	2.750
PORTABLE TRANSMITTER 12 V 88-108 MH: 10 WATTS SYNTH.	1.55
STL 200-400 MH: 10 WATTS 800-960 MH: 5/6 WATTS TELEMETRY SYNTH.	
μPROCESSOR MONO MPX 2 SCA	4.685
FM TRANSMITTER 88-108 MH: 20 WATTS SYNTH. μPROCESSOR	2.475
FM TRANSMITTER SOLID STATE 88-108 MH: 500 WATTS	8.890
FM TRANSMITTER TUBE 3XC1500 88-108 MH: 1.000 WATTS	10.890
FM TRANSMITTER TUBE 4XC3500 88-108 MH: 5.000 WATTS	25.375
TV REPEATER 5 WATTS	6.500
PANEL RADIATOR UHF STAINLESS STEEL	790
MICROWAVE LINK 5 WATTS 1.8-2.4 GH:	15.150

SPAIN

TEL: +34 76 274537 & 37 03 00 FAX: +34 76 37 23 36
TELEX: 57866 OMBZ-E


Circle (12) on Reply Card

TELEPHONE, FAX OR TELEX US NOW

AMERICA

TEL: +1 305 4770973 & 4
FAX: +1 305 4770611

Technology News



The Ampex DCT 700d transport

By Michael Arbuthnot

Digital Component Technology (DCT), an integrated video production system recently introduced by Ampex, has important implications for the post-production industry and its interface with broadcasting. Broadcasters will, no doubt, take more time to contemplate the advantages of this digital component system, but post-production facilities will find immediate effects as the trend toward improved picture quality and effects continues.

Tape handling

The speed, gentleness and accuracy of tape handling is one area of particular interest to post-production. Speed is a key to the DCT 700d transport. It can accelerate from standstill to 60x play speed in one second, recue a 30-second spot in 1.5 seconds and rewind a 30-minute spot tape in 30 seconds. The transport accepts three sizes of cartridges with a maximum play time of more than three hours to accommodate an entire feature-length film.

The tape-handling characteristics of the transport are especially important because of the thin media (13 micron) and the narrowness of the signal tracks. Speed is also a major concern from a business standpoint for post facilities, because it helps engender an atmosphere of enhanced creativity by providing clients with more time to make more choices.

The development of the 19mm transport uses a design technology based on reliability (the VPR-3 philosophy), which has been widely accepted in TV production. In the new transport, users will find a combination of familiar and new design features. For example, the gas-film technology of the VPR-3 for tape handling feeds compressed air through laser drilled holes in the tape guides. The tape rides on a layer of air and thus reduces friction.

Transport characteristics

In terms of new technology, more than 100 newly designed application-specific circuits (ASICs) have been implemented. These devices permit an overall reduction in drive size, weight and power consump-

tion. The system uses a direct-coupled, pinch roller-less capstan, which essentially functions as the primary controller device for all transport control functions: play, rewind and the like. The advantage of this approach is the elimination of the potential for tension variations between reels and the tape damage to which torque-type transport systems are prone. At the same time, this arrangement improves the speed characteristics of the transport and provides for virtually instantaneous transport mode transitions.

Speed is a key to the DCT 700d transport.

A factor that has always been of major concern with new recording formats is that of *interchange*. Interchangeability is addressed with a separate stainless steel guide band around the scanner. This is a change from the design of transports for existing recording formats. The guide is usually crafted of aluminum and is often milled onto the scanner assembly itself. As signal track widths become considerably narrower in the new digital formats, it was necessary to take extra steps to ensure long-term interchangeability in this format and allow interchange compatibility for the life of the scanner.

Another concept that provides gentler tape handling concerns guides along the tape path. The number of guides along the overall path was purposely kept to a minimum, particularly for those that make direct contact with the magnetic surface. Because the edges of recording tape are prone to damage, edge guiding was avoided except where necessary. Four of the guides closest to the scanner are designed with tilt and height adjustments to facilitate transport alignment.

Tape loading

From a tape's standpoint, loading and threading of tape through the path is one of the most critical processes of system operation. For that reason, two modes are in use. One is a coplanar mode. The trans-

port is operational, but the tape is not wrapped around the scanner. With this mode, the operator is able to search and cue material based on time-code information without having the videotape placed in contact with the video heads. This reduces wear and tear on the video heads considerably.

For the second mode, the tape is fully threaded and makes contact with the scanner. In this mode, the transport operates at full speed while cueing. Pictures can be viewed during shuttle operation. Mode selection is controlled by a "ready" selector button in the on or off position.

Computer analysis

All stages of the tape path geometry have been precisely plotted with a special analysis program using a series of orthographic dimensional projections. The end result is a tape path system that is patented and is independent of format, tape width, scanner diameter or wrap angle. As such, the geometry may be applied to future applications beyond this format.

Of all the parts in a recording transport, the video heads are the most vulnerable. Considering the amount of use and abuse that a transport receives in post-production, this design provides for field-replaceable heads. All six are easily replaced by the technical staff at the facility in a matter of minutes. This feature reduces the downtime related to head failures.

Other features include 525/625-line switchability to meet the needs of facilities dealing in multiple standards and eliminate the need for multiple systems. A 3.5-inch floppy disk drive accommodates future software updates.

The cost of time

Many post-production clients want a quality product, but they also want the money they spend to be as productive as possible. Any expense that can be trimmed without degrading the project adds to profitability and repeat business. The cost of the more mundane functions of tape rewinding, fast forwarding and cueing in the DCT transport has been reduced without endangering the medium. ■

Arbuthnot is new products development manager, Ampex Systems Corporation, Redwood City, CA.

Which type of CD player is right for your station?



Denon.

With its hugely successful DN-970 and DN-950 CD Cart™ Players, Denon helped make CDs the broadcast media of choice. Given the success of these industry-standard players, there were only two things Denon could do: 1. Make a CD Cart player that is smaller, faster, smarter and better; 2. Make a pro CD player that is *not* a Cart player. Denon did both.



The new DN-961FA Drawer-Loading CD Player is Denon's answer to the many broadcasters who *formerly* had to choose between the drawer-type player they needed and the Denon performance they wanted.

Its Eject-Lock during play adds another most-wanted feature to its list of attractions. Meanwhile, the new DN-951FA CD Cart™ Player dramatically improved functionality with its Auto Track Select (ATS) system, which reads bar-coded carts to *lock-in*, *lock-out* or *auto-cue* to a specific track.

That's not all; three-in-a-rack mounting, true instant start, and end-of-message signals with selectable time-to-end are just a few more key features of these cost-effective new players.

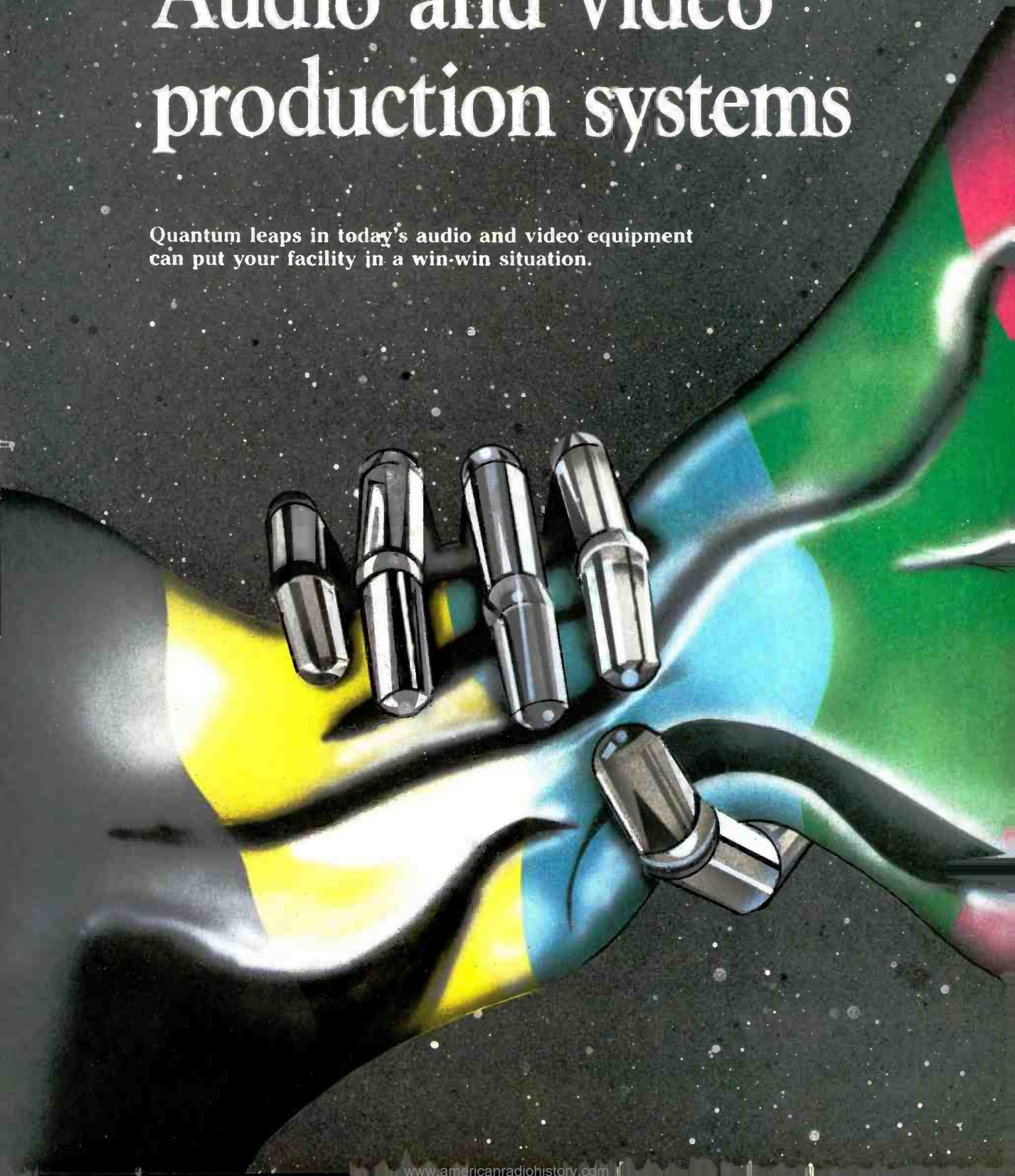
The DN-961FA and DN-951FA. Denon just made it twice as easy to decide which CD player is right for you.


DENON
The first name in digital audio.

Circle (14) on Reply Card

Audio and video production systems

Quantum leaps in today's audio and video equipment
can put your facility in a win-win situation.





A few years ago, I was rummaging through a TV studio storage room at the university where I worked. Among the typical castaways of old cables, racks, trays and 16-inch turntables was an old chroma-key system. The device occupied more than two racks of space and required I don't know how many tubes. Today, cameras and recorders have been integrated into single systems that only weigh about a pound.

The same quantum leap in features and size reduction has occurred with most of our modern feature-laden production equipment. This, combined with its cost-effectiveness, has produced a win-win situation for production staffs. Where it used to require racks of hardware (and lots of money) to provide graphic, paint and animation capabilities, today all of these features and more are housed in video production systems that can reside on a desktop.

I recently was treated to a firsthand example of the power of such equipment. Although I consider myself fairly competent with computers, I'm by no means artistic. Yet, within a few hours, I was able to create some basic images and simple movements that impressed even me. So what if my efforts were far short of being airworthy — the experiment reaffirmed the tremendous power and user-friendly capability of today's video equipment.

Audio production equipment has enjoyed similar dramatic enhancements. The features and capabilities of a digitally based console would have been unheard of (if you could have afforded them) just a few years ago. Automation, digital inputs and outputs, and reconfiguration at the press of a button are now commonly available features.

One result of this technological revolution is that producing audio and video programming has never been easier — or more fun. A more important result is that higher-quality programming is created — and costs less to produce.


If you haven't yet considered carefully the advantages provided by today's audio and video production systems, don't wait any longer. The chance to outdistance your competition may be as close as your production room, provided it's equipped with the kinds of technology described in this month's issue of *Broadcast Engineering*.

"Shopping for a DIV System"	page 26
"Audio Console Update"	36
"Inside Videographics Systems"	42
"Production Suite Technology"	48
"Talk Radio Technology"	54

Brad Dick

Brad Dick,
editor

With Sony's digital switcher and effects



If you're still hesitant about switching to digital, then you probably haven't experienced Sony's DVS-8000 Digital Switcher and the DME-5000 Digital Effects System.

They're remarkably easy to learn. Both are set-up like the switchers and effects devices you're accustomed to using today. And they're instantly familiar, so you'll be instantly productive.

They're designed to work together as the heart of an all Sony, all-digital system.

Sony Business and Professional Group, 3 Paragon Drive, Montvale, NJ 07645-1735 © 1992 Sony Corporation of America. Sony is a trademark of Sony.

cts, it's never been easier to switch.




A system designed to let you work with more power, more speed and greater flexibility.

And they're made by Sony. With all the reliability, service and support that Sony has always been famous for. Best of all, the DVS-8000 and DME-5000 are incredibly cost-effective. What's more, they're available for immediate delivery.

Just call 1-800-635-SONY, ext. 712, to learn more.

Once you do, you'll realize it really has never been easier to switch.

SONY



Shopping for a DTV system

Explore your options before jumping on the DTV bandwagon.

By Ed Dwyer

The Bottom Line

Some said it couldn't be done, but today, PC-based systems have taken over many traditional functions in broadcast and production facilities. Although these PC platforms are often expanded beyond typical off-the-shelf units, personal computers can form the basis for automation and editing control. Much smaller than earlier computer-based equipment, these integrated products offer capabilities that exceed traditional systems. Welcome desktop video (DTV) as a contender in today's communications and production environment. But look closely at possible directions before you leap onto the DTV bandwagon.



Dwyer is vice president of sales and marketing for Matrox Electronic Systems, Quebec, Canada.

Today's video post-production studios require a variety of interconnected, discrete components. Those components typically include a video switcher, an editor, digital video effects units, time base correctors, a character generator, a master sync generator, an audio mixer and, of course, videotape recorders. Paint and animation equipment are usually installed in a separate suite. Needless to say, a well-equipped studio can be expensive to rent or own.

Recently, a number of integrated PC-based desktop video (DTV) systems have been introduced by companies outside the traditional video industry. The low prices and rich feature sets of these products are attracting much attention from corporate video producers, post-production houses and broadcasters. Some industry experts predict that DTV systems could replace conventional video equipment in many but the highest-end studios. Given the number of in-house video producers and the total amount of video produced, tremendous future growth is likely.

PCs for production

However, as is the case with traditional equipment, the specifications and limitations of PC-based DTV systems vary widely. Selecting the right system and the right vendor can be a considerable task, so be sure to thoroughly evaluate each product. And because hardware and software technologies are evolving so rapidly, a look at the planned upgrades also is necessary.

The following set of questions was developed from hundreds of recent contacts asking about the capabilities of desktop systems and how they compare with traditional equipment. Use these questions to obtain a good first-pass evaluation of any DTV system you may be considering:

1. Will the system be used for off-line or on-line production?

Deciding between an off-line or on-line system is a critical first step in pursuing desktop video operation. Off-line systems in a post-production facility can boost capacity without incurring the expense of adding a video production suite. Several PC-based desktop video systems on the market are off-line editors, which produce an edit decision list (EDL) rather than video. The raw video footage and EDL then must be taken to a post-production studio for final editing and printing to tape.

However, in a corporate or small post-production environment, an off-line system does not solve the problem of bringing the video production process completely in-house at an affordable price. Until recently, on-line broadcast-quality, PC-based DTV systems were unavailable, because the analog circuitry found in video switchers and related components is incompatible with the electrically noisy PC environment.

The availability of low-cost, single-chip digital video decoder and encoder devices is one of the technological breakthroughs



From **MISSION CRITICAL** To **CRITICAL MISSIONS**, *There's a BARCO Monitor for Every Broadcast Need*

At BARCO, we've been pioneering commercial broadcast and display systems since 1934. Today, we have the broadest product offering of any company in the industry. Bar none.

Just look around. You'll find BARCO intelligent monitors and control equipment in network studios, post-production and editing suites, control rooms, OB vans, electronic theaters and hundreds of other television facilities. Anywhere the need for crisp, clear and visual information is critical.

The same creative spirit and ingenuity that was behind one of our first innovations, a television set that received different European signal formats, is evident in all of our intelligent monitors today. In the broadcast industry, BARCO intelligent monitors are standard equipment in production facilities worldwide. In the emerging fields of HDTV and LCD projection, BARCO makes innovative products that allow large audiences to see sharp, larger-than-life images.

BARCO is an international leader in multi-standard visual communications. After we combined the broadcast monitor with the microprocessor, our intelligent monitors won an EMMY Award for their unique design and engineering. And because we're known for our reliability and technology, BARCO monitors and projectors will be used for large screen, on-site transmission of HDTV at both the Olympic Games and the World Exposition in Spain in 1992.

At BARCO, every application is critical!


So if you have a broadcast display requirement, talk to the company that offers more solutions than anyone in the industry. Chances are we already have a product that's ideal for your needs. If we don't we can build it for you.

For more information, call us today. And remember, at BARCO every application--big or small--is critical!

BARCO

1000 Cobb Place Boulevard Kennesaw, GA 30144
 Telephone: (404) 590-7900 (Ext. 1297) Fax: (404) 590-8836

Circle (15) on Reply Card



Vincent Marchese

The cart room at WLTW-FM, New York, a Viacom station

Carts with Dolby SR give us a reliable, time-proven playback system with all the quality of CD's"

"So far, there's no digital 'solution' that compares to our carts with Dolby SR for performance, reliability, and convenience versus cost. And should that day come, Dolby SR will keep us competitive without having to spend another dollar.

"With Dolby SR, everything we air sounds clean and noise-free, including commercials. After all, our sponsors deserve the best quality audio as much as our listeners."

Bob Tarsio, Chief Engineer

"Dolby SR has brought us to a new level of on-air fidelity in the competitive New York market. Yet there are none of the gaffes that crop up with CD's, like playing cuts out of order or accidentally cueing up a cut that doesn't fit the format.

"Except for initial set-up, Dolby SR is completely hands-free. Our production and air staff make and play back carts the same as they always have: quickly and easily.

"The sound is more transparent than I could have imagined. Dolby SR recordings really do sound like the original."

Al Bernstein, Production Director

Call Dolby at (415) 558-0200 for more information on how you can benefit from Dolby SR.



Circle (16) on Reply Card

Dolby SR: now 50,000 channels worldwide

Dolby Laboratories Inc. • 100 Potrero Avenue San Francisco, CA 94103-4813 • Telephone 415-558-0200 • Telex 34409 • Facsimile 415-863 1373
346 Colham Road London SW9 9AP • Telephone 071 720-1111 • Telex 919109 • Facsimile 071 720-4118
Dolby and the double-D symbol are trademarks of Dolby Laboratories Licensing Corporation © 1991 Dolby Laboratories S01 9136



This desktop video package consists of an EISA-bus PC and a set of five plug-in cards. The proprietary software for hardware resource management runs under the Microsoft Windows 3.1 operating system.

needed to successfully design an all-digital video processor operating in the YUV 4:2:2 domain within the PC.

2. Which of today's video input formats — composite, Y/C, analog component, D-1, D-2, D-3 and RGB — are supported?

High-production value video requires high-quality videotape machines and video processing equipment. Furthermore, multiple dubs are often required. Most post-production suites are wired for composite video, but newer installations may include Y/C (S-VHS) or analog component (Y, R-Y, B-Y) formats. Some studios have RGB equipment whose output is subsequently encoded into one of the signal formats. The quality of Y/C or analog component systems is similar, and both provide wider color bandwidth than composite systems.

Recently, a number of low-cost, high-quality decks for industrial use (S-VHS) and professional applications (such as Betacam SP and MII EH) were introduced. All include Y/C I/O interfacing. At a minimum, a DTV system should support Y/C. Analog component support may be desirable with many older professional recorders.

Presently, digital VTRs are extremely expensive. When the price of these machines drops, you might find a future optional or an upgrade of a digital interface valuable for use in a CCIR 601 system.

3. Is the switcher capable of A/B or A/B/C roll operation? What transitions are available? What is the quality of the transitions? Is the switcher symmetrical?

The video switcher is the heart of every DTV system. Many DTV systems have two switcher buses for A/B roll editing, while others have a 3-bus switcher that permits A/B/C roll editing. The switcher prioritizes the selected three video inputs, video background and graphics in a process called *video compositing*. The video layers are then keyed and mixed to produce the video output.

Video mixing may be simple *cuts only*, or it can be more complex transitions between video layers. The standard transi-

NEW

Live Production

30 Video Inputs
Two 4-Bus Multi-level Effects Systems (MLE)

Storage & Recall of 40 complete switcher set-ups

PGM/PST Bus

12 linear keys

DOWNSTREAM Multi-KEYER!


totally integrated DVE control



On-air PRODUCTION

The RVS 630 combines the power of 30 video inputs, the flexibility of two 4-bus Multi-Level Effects Systems (MLE), totally integrated DVE control, the Ross Downstream Multi-Keyer, and complete switcher set-up storage, with the convenience of uncomplicated operation provided by the PGM/PST busses.

In addition to the power and versatility of the 630, the compact size makes it ideal for mobile installation. The 47 3/4" x 27 1/4" control panel stands a mere 4 3/4" above the desk ... and, the supportive electronics take up a minimal 10 R.U.s.



ROSS RVS 630

... handle any On-Air or On-Location production with confidence.

SMPTA Booth #321

For a detailed Installation and Planning Guide
call us today at **(613) 652-4886**




Ross Video Inc., P.O. Box 880, Ogdensburg, New York, U.S.A. 13669 0880
Ross Video Limited, P.O. Box 220, 8 John St., Iroquois, Ont., Canada K0E 1K0

Circle (17) on Reply Card

WHEN YOU WANT MORE THAN JUST AN ANTENNA

JAMPRO has been providing the broadcasting industry with state-of-the-art antennas for over 35 years, longer than any other US antenna manufacturer. With over 3000 antenna systems delivered, at JAMPRO you don't just buy an antenna, you invest in experience.



JAHD CP
Arrowhead
Screen Dipole

THE LEADERS IN ANTENNA TECHNOLOGY

- Complete line of FM & TV broadcast antennas
- RF components, Filters & Combiners
- Modern 7000 ft FULL SCALE test range
- Directional antennas and pattern studies.

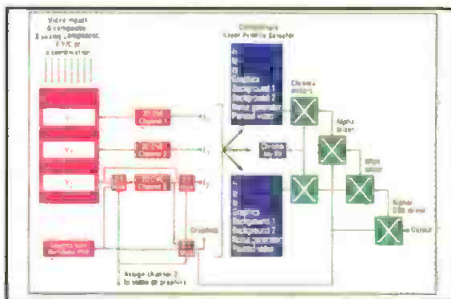
Call or fax us your needs today.

(916) 383-1177
Fax (916) 383-1182



6340 Sky Creek Dr.
Sacramento, CA 95828

Circle (18) on Reply Card



Some DTV systems simulate the 3-bus video switching architecture scheme common to traditional TV production environments.

tions include wipes, slides, pushes and dissolves in various patterns that may or may not have special border features. In addition, the duration of transitions can be programmed. High-quality transitions look smooth at all speeds. Transitions may be implemented in hardware or software. Keep in mind that new transitions can easily be added in software-based systems.

Multilayer video images with eye-catching transitions and video effects are essential to the production of high-quality, high-impact, effective video. An A/B roll system is an absolute minimum requirement, and A/B/C/ roll is highly desirable in a DTV system. Furthermore, the transitions and keying should work identically or symmetrically between all video layers. (Many DTV systems are not symmetrical.)

4. Do the systems include features, such as inserts and match frame editing?

Editing video is an interactive process where a sequence of edits and/or effects is set up and then previewed until the desired results are achieved. Therefore, insert and match frame edits are two important system features to look for in DTV equipment.

Insert edits involve trimming a video clip to be inserted or dropped into the tape to an exact number of frames, and then inserting the clip into the exact position on the finished tape.

A match frame editor simplifies the process of setting up complex transitions or effects by enabling each video source to be independently cued to the exact frame where the transition or effect should start. Once the edit point is chosen, the video clips are marked on the storyboard to facilitate the correct placement.

5. Do the digital video effects capabilities include features, such as 2-D, 3-D and video-in-a-window or picture-in-picture?

In a conventional studio, a single-channel DVE unit is generally contained in a stand-alone box. Several important 2-D effects features are infinite scaling of video-in-a-window (also called infinite image compression and expansion) and image inversion about the horizontal and

vertical axes. Other effects, such as strobes, polarization and mosaics, are also common.

Look for a system that allows three channels of 2-D effects to be connected to the input of the switcher. With this architecture, you can set up three live video windows moving in time over a solid background. A live video foreground with two live sources within a video window, with a wipe applied between the two layers in the video window, also is possible. Flying logos on a black background can be created by using a combination of interpolation with time of a scaled video window and continuous image inversion. The logo is then keyed using the luminance keyer. These capabilities are accessed through a keyframe editor menu that sets the start and end frame parameters.

Today, 3-D effects are commonplace. A 3-D DVE unit performs image warping effects, such as page turns and wrapping of images around 3-D objects. It is normally connected to the input of the third switcher bus in an A/B/C roll system.

In some systems, 2-D and 3-D effects can be created by loading video into a graphics frame buffer and using the PC CPU to compute new images. Unfortunately, these effects are seldom performed in real time.

6. Do the keying facilities include luminance, chrominance and alpha channel functions?

Keying of video is an important function that can be described as the process of separating a live video foreground picture from a solid blue background. However, special circuitry is required to implement a linear chroma-keyer. High-quality keying of graphics over live video (for example, titling) is another important function. This process is often referred to as *alpha blending*. But once again, special circuitry is required.

7. Does the system contain a graphics frame buffer? What paint, animation and titling software packages are available?

Computer-generated still images, animations and high-impact titles are found in many video productions. Numerous third-party software packages may be used. These packages require a 32-bit high-resolution graphics frame buffer (eight bits each for R, G and B, and an 8-bit alpha channel) and are optimized for video applications.

8. What character generator capability is offered?

The process of adding titles to video has traditionally been performed by a dedicated character generator. Most DTV systems include some titling capability at user-selectable rates. Important features to look for in a titler include the ability to scroll



Get Auditronics' 900 audio console... for television that sounds as good as it looks

Upgrade your stereo audio to full parity with your video using the Auditronics 900 Series of audio consoles designed specifically for television news and production.

Now you can deliver seamless, glitch-free audio with source and assign switching functions controlled by the 900's built-in hard-disk computer. The console's computer remembers up to 64 set-ups and communicates with your house audio/video router via an RS232 or 422 communications bus.

Our 32-input 900 with 12 microphone and 20 line-input modules handles 48 mic and 200 stereo line inputs. And Auditronics' deft design crams all this functionality into a one-operator console that uses less than 20 square feet of precious control room space.


If you're ready for stereo audio production that makes your station sound as good as it looks, get your hands on Auditronics' computer-based 900 television console.

Call today for your information package.

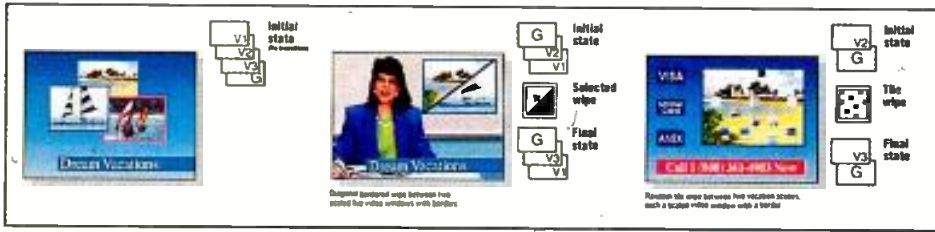


auditronics, inc.

3750 Old Getwell Road
Memphis, TN 38118
901-362-1350
FAX 901-365-8629



Circle (19) on Reply Card



The steps of multilevel video compositing.

or crawl the titles, and key the titles over live video with full anti-aliasing of the character edges. High-quality titles are a

function of the tiling software and the graphics frame buffer architecture (that is, the alpha channel blending). Characters

may be sized on a scan line basis, colored with a color gradient or transparency, and outlined with offset, dropped shadow or color edging.

9. Does the system support analog or digital audio processing and, if so, at what quality?

In some DTV systems, no audio capability exists. Thus, a separate audio mixing unit is required. For high-quality production, the DTV system should support split editing between the video and sound, and even between multiple sound channels. Synchronizing audio on a frame-accurate basis from two or three inputs with frame-accurate digital audio from the PC hard disk gives great flexibility in audio production. Digital audio clips are placed on an audio time line in the storyboard menu in the same manner as video. Audio-follow-video is another convenient feature you should look for when purchasing a DTV system.

10. Is the editing interface character- or picture-based?

Today, dozens of video editing systems are available. They are broadly divided into two categories: character-based or picture-based systems. Picture-based editors use icons to represent video, graphics and audio clips. These use frame-accurate time lines or storyboards to arrange the clips and to set up video and audio transitions. You can probably learn interfaces within several hours. Many potential users are already working with PCs, and the interface is intuitive because it generally matches the scripting process. (The basic concept was first developed by the BBC, where the objective was to enable the general public to make video presentations.) Furthermore, the ability to work with non-drop frame and drop frame materials is essential.

11. What video transports are supported? Is that support direct or is a third-party interface used?

An A/B/C roll system has four video transports — three in play mode and one for recording. These machines must be controlled on a frame-accurate basis. Look for systems that have an integrated 9-pin serial deck control, which is a feature found on the most recent generation of S-VHS and Betacam SP equipment. With the existing base of older machines in use, a third-party LAN facility will permit convenient control of many different VTRs. Decks with RS-232 or Control L inputs do not yet support frame-accurate control.

12. What is the level of video quality?

The Digital Audio Cart Machine

People like the sound of Digital Audio. It's revolutionized the way listeners respond to radio. Today, 360 Systems' DigiCart brings consistently great sound to spots and ID's too.

DigiCart delivers the production values of an expensive workstation in a cart-sized format. Seamless back-to-back cuts. Smooth fades. Fast and precise editing.

Your production people will appreciate its ease of operation the first time they use it.

But the best reason to go digital is for quality, and DigiCart delivers on every count. Rugged Bernoulli cartridges with a ten-year field track record. Dolby AC-2 data compression that puts six times more audio on every

disk. Optional hard disks by Hewlett-Packard, with a 250,000 hour MTBF figure. And premium audio specs that leave every other cart machine in the dust.

At \$3,995 DigiCart is the most cost effective record-play stereo cart machine on the market today. And it's also the best sounding one ever made. Call us today for a brochure on how DigiCart can bring an even better on-air sound to your station.



DigiCart™

by 360 Systems

18740 Oxnard Street, Tarzana, California 91356 U.S.A.
Telephone (818) 342-3127 • Fax (818) 342-4372

Bernoulli is a trademark of Iomega Corp. Dolby and Hewlett-Packard are trademarks of the respective companies.
© Copyright 1992 by 360 Systems. DigiCart is made in the U.S.A.

Circle (43) on Reply Card

Includes
Latest
A-Configuration
Upgrades

**Consider the reasons
professionals
choose Ikegami.**

With the game on the line, professionals choose the HK-355A.

You know the feeling. The air thick with tension. The biggest game of the year on the line. Isn't it comforting to know that you're shooting with Ikegami's remarkable HK-355A studio chip camera, engineered to provide superb colorimetry, exceptionally fine detail and extensive computer controls.

Ikegami's HK-series studio/field cameras include the flagship HK-355A, HK-355PA hand-held companion, the economical HK-353 studio/field camera, the new HK-343 studio/field camera and HL-43 hand-held companion. With the arrival of the HK-343, Ikegami introduces yet another breakthrough in technology,

(SHBA), Super High Band Aperture, to achieve a horizontal resolution of 850 TVL.

Every HK series camera, leads its price/performance category, with industry-standard technology, specifications and value. That's why broadcast, commercial and industrial video professionals including mobile video operators continually purchase Ikegami's HK-series studio/field cameras.

Think about it. Why invest in a "good-enough" camera when you can own an Ikegami? For a demonstration of an Ikegami HK-series camera, please contact your Regional Sales Office.

Ikegami
The Professional's Choice

Ikegami Electronics (U.S.A.), Inc. 37 Brook Avenue Maywood, NJ 07607
East Coast: (201) 368-9171 West Coast: (310) 534-0050 Southeast: (305) 735-2203
Southwest: (214) 869-2363 Midwest: (708) 834-9774



With the jury about to read the verdict and seconds to on-air, who would you rather have witness the news?

The crowded courtroom. The pushing. The shoving. You're focused on the defendant's face at the exact moment the jury foreman rises to read the verdict. Good thing you're shooting with an Ikegami HL-55A, our highest quality, lightweight FIT chip camera.

The versatile HL-55A, is designed to be used in conjunction with all popular on-board recorders. It delivers outstanding performance, value and features including a horizontal resolu-

tion of 700 TVL, f8.0 sensitivity a S/N ratio of 62dB, with virtually no FPN or vertical smear.

Ikegami's exceptional line of ENG/EFP cameras, the HL-series, include the HL-V55, a one-piece Betacam SP Camera, the economical HL-53, and the HL-43, stand-alone or companion to the HK-343 studio chip camera.

For a demonstration of an Ikegami HL-series camera, suited to your specific requirements, please contact your Regional Sales Office.

Ikegami *The Professional's Choice*

Ikegami Electronics (U.S.A.), Inc. 37 Brook Avenue Maywood, NJ 07607
East Coast: (201) 368-9171 West Coast: (310) 534-0050 Southeast: (305) 735-2203
Southwest: (214) 869-2363 Midwest: (708) 834-9774



Professional's Choice



- TM14-20RH**
- 14" (or 20") Auto Setup
 - 700 TVL H. Resolution
 - 3-NTSC, RGB/Component Input
 - Multi-standard plus D1, D2 & D3
 - List Price: \$5,640. (\$5,940.)



- TM20-30RH**
- 20" Auto Setup Color
 - 900 TVL H. Resolution
 - 3-NTSC, RGB/Comp. Input
 - Multi-standard plus D1, D2 & D3
 - List Price: \$8,610.



- HTM2003D**
- 20" HDTV Color
 - 900 TVL H. Resolution
 - 2-RGB/Component
 - List Price: \$15,670.



- TM10-19RH**
- 10" AC/DC Portable Color
 - 600 TVL H. Resolution
 - 2-NTSC, RGB/Comp. Y + C Input
 - List Price: \$2,560 with monitor speaker



- TM14-19RH**
- 14" Color
 - 700 TVL H. Resolution
 - 3-NTSC, RGB Input
 - List Price: \$4,510.



- TM20-19RH**
- 20" Color
 - 700 TVL H. Resolution
 - 3-NTSC, RGB Input
 - List Price: \$4,810



- PM9-5A**
- 9" Monochrome
 - 800 TVL H. Resolution
 - 2-NTSC Video Inputs
 - List Price: \$490.



- TM14-18RA**
- 14" Auto Setup Color
 - 600 TVL H. Resolution
 - 2-NTSC, RGB/Comp. Y + C Input
 - List Price: \$4,030.



- TM20-18RA**
- 20" Auto Setup Color
 - 600 TVL H. Resolution
 - 2-NTSC, RGB/Comp. Y + C Input
 - List Price: \$4,330.

- TM20-16R**
- 20" Color
 - 500 TVL H. Resolution
 - 2-NTSC, RGB Input
 - List Price: \$2,030.



- TM14-16R**
- 14" Color
 - 500 TVL H. Resolution
 - 2-NTSC, RGB Input
 - List Price: \$1,730.

- TM10-16R**
- 10" Color
 - 350 TVL H. Resolution
 - 2-NTSC, RGB, Y + C Inputs
 - List Price: \$1,530.



- PM9030**
- 9" Monochrome
 - 900 TVL H. Resolution
 - 2 Video Inputs
 - List Price: \$1,710.



- PM1430**
- 14" Monochrome
 - 900 TVL H. Resolution
 - 2 Video Inputs
 - List Price: \$2,230.



- PM454**
- Quad 4.5" Portable Monochrome
 - 500 TVL H. Resolution
 - 1 Each Video Input
 - List Price: \$2,290.

Ikegami: *The P*



- HC 240A 1/2" 3-Chip FIT CCD**
- RES 750 TVL
 - SENS: f5.6, 2000 Lux, SNR 60dB
 - 400,000 Pixels • RS-232 Port
 - Multi-Speed Electronic Shutter
 - Accepts S-VHS, Beta SP, MII & Hi-8.
 - List Price: \$10,620 w/lens.



- HC-340 3/4" IT CCD 3-Chip**
- RES: 750 TVL
 - SENS: f8.0 2000 Lux, SNR 60dB
 - 400,000 pixels
 - Accepts S-VHS, Beta SP, MII & Hi-8.
 - High Gain: + 24dB
 - List Price: \$10,820 w/lens.



- HL-53A, 3/4" 3-Chip IT CCD**
- RES: 700 TVL
 - SENS: f8.0, 2000 Lux, SNR 62dB
 - 400,000 Pixels
 - CCU: Triax or Multicore
 - Accepts Beta or MII VCRs
 - List Price: \$22,420.



- HL-55A, 3/4" 3-Chip FIT CCD**
- RES: 700 TVL
 - SENS: f8.0 2000 Lux, SNR 62dB
 - 400,000 Pixels
 - CCU: Triax or Multicore
 - Accepts Beta or MII VCRs
 - List Price: \$36,500.



- HL-V55 Camera/Recorder 3/4" 3-Chip FIT CCD, Betacam SP VTR**
- RES: 700 TVL
 - SENS: f8.0, 2000 Lux
 - SNR 62dB Typical
 - 400,000 Pixels
 - Hyper Gain: + 30db
 - Continuously Variable Electronic Shutter
 - List Price: \$50,000.



- HL-43 3/4" 3-Chip IT CCD**
- RES: 850 TVL
 - SENS: f5.6 2000 Lux, SNR 62dB
 - 400,000 pixels
 - Super High Band Aperture & Super Color
 - Compatible with HK-343
 - Continuously Variable Electronic Shutter
 - List Price: \$16,010.



- HK-355PA, 3/4" 3-Chip FIT CCD**
- Companion to the HK-355A.
 - List Price: \$40,000.



- HK 353, 3/4" 3-Chip IT CCD**
- RES: 700 TVL
 - SENS: f8.0, 2000 Lux, SNR 62dB
 - 400,000 Pixels
 - Computer Controlled CCU: Triax System RGB
 - List Price: \$71,450.



- HL-43 3/4" 3-Chip IT CCD**
- Compatible with HK-343
 - List Price: \$16,010.

- HK-355A, 3/4" 3-Chip FIT CCD**
- RES: 800 TVL
 - SENS: f8.0, 2000 Lux, SNR 62dB
 - 450,000 Pixels
 - RGB Triax, Multicore, or Fiber Optics
 - Fully Automatic Camera System
 - List Price: \$99,000.

- HK-343, 3/4" 3-Chip IT CCD**
- RES: 850 TVL
 - SENS: f5.6 2000 Lux, SNR 62dB
 - 400,000 pixels
 - Computer Controlled CCU: Triax System
 - Super High Band Aperture & Super Color
 - List Price: \$49,990.

- HL-1125 HDTV**
- Uses 3/4" MS HARPICONS
 - 200 Lux or less at f2.8
 - SNR: 45dB
 - List Price: \$621,000.



Price and specification subject to change without notice.



- LK-33, 3-D 6-Chip 1/2" FIT CCD**
- RES: 700 TVL
 - SENS: f5.0, 2000 Lux, SNR 60dB
 - 410,000 Pixels
 - 3-D zoom lens
 - List Price: \$159,000.

Camera list prices do not include lens or on-board recorder unless otherwise specified.

© Betacam is a registered trademark of the Sony Corporation.

With a hard to please client and an account on the line, who would you rather have put on a show?

If you need to convince your biggest, most critical client that his new spot looks great, make sure he's looking at it on Ikegami's new 30-series color monitor.

30-series monitor is available in 20" (measured diagonally) and features a unique .28mm dot trio pitch Invar mask in-line gun CRT which achieves a horizontal resolution of 900 lines. This results in a remarkably defined image with exceptional color and detail.

Three NTSC video input channels and one RGB/Component input channel are standard, and in addition two D1/D2 serial input channels,

one parallel input channel, and one Y/C input channel are optionally available. The component level can be controlled so that the RGB/Component input conforms to various standards (Beta, MII, SMPTE, etc.). Dual standard system operation can be automatically performed by inserting an NTSC, PAL-B, PAL-M or SECAM decoder circuit board.

If you're in the business of impressing clients, there's an Ikegami color and B&W series monitor made to suit your needs and budget.

For a demonstration please contact your Regional Sales Office.

Ikegami

The Professional's Choice

Ikegami Electronics (U.S.A.), Inc. 37 Brook Avenue Maywood, NJ 07607
East Coast: (201) 368-9171 West Coast: (310) 534-0050 Southeast: (305) 735-2203
Southwest: (214) 869-2363 Midwest: (708) 834-9774

30-Series monitor, available in 20",
TM20-30RH feature 900 TVL.

20-Series monitors, available in 14",
TM14-20RH (shown below) and
20"; TM20-20RH feature 700 TVL.





Live video windows with borders moving across a graphic background add interest. A new window moves in as the old one moves off the screen.

Three factors that have the greatest impact on video quality are the type of video used (Y/C, analog component), the quality of the video decoder and encoder units, and the processing of video within the system (fully digital vs. partial digital). Systems with a single chip performing encoding, decoding and processing of all video in the YUV 4:2:2 domain now exist, based on custom-design ASIC devices.

Not all DTV systems are designed to be upgraded. When selecting a system, it is important to consider expansion capability in terms of upgrades that will boost productivity (such as non-linear editing) and upgrades for video processing (such

as 3-D effects). Video processing is often software-based, which means that software upgrades must be considered.

One architecture that is field upgradable permits PC cards or components to communicate over a digital video bus. When it's time for new components to be added, the cards are plugged into the PC and a longer video bus connector is installed.

13. Is third-party software support available?

Various DTV vendors have taken different approaches to third-party software, ranging from a closed system, in which all software is provided by the vendor, to the



A frame-accurate storyboard is used to build a print-to-tape file.

fully open system. The open system concept can attract a large number of third-party applications that complement the basic system.

DTV and you

If these questions have been answered to your satisfaction, the next step is to attend a hands-on demonstration of the equipment you think will best serve your applications. A good demonstration will probably take one to two hours. Don't let yourself be talked into just looking at a prepared demo tape. Many demo tapes are not representative of typical uses, and they may not address system deficiencies for obvious reasons.

PC-based DTV systems are relatively new products on the market. Some offer amazing performance when compared with traditional video components. If you think your needs can be met through desktop video, compare the various system features and architectures with those of traditional studios. Eventually, you'll find a system that will do the job.

■ For more information on DTV systems, circle Reader Service Number 300. ■

Cole Wire & Cable

Finally, a source for all your 'Broadcast' wire and cable needs.

- Audio/Video cable
- Video systems control
- ENG/SNG composites
- Fiber optics
- Entertainment and stage lighting cable

CWC


1-800-323-1403

Ask for 'Broadcast Division'
Fax: 1-708-673-2243

Specializing in hard-to-find cable

Circle (45) on Reply Card

IT'S AIR TIME! DO YOU KNOW WHERE YOUR AUDIO IS?



Bright-VU LED Audio Level Displays

Sometimes, a VU meter just doesn't tell you enough. That's when you need a Logitek Bright-VU LED Audio Level Display.

With its highly visible, color coded LEDs, the Bright-VU can easily be seen and read across a large room.

In rack-mounted or stand-alone versions, Logitek has a Bright-VU problem solver for you.

Logitek

When it has to
work right!

Call 800-231-5870 for your nearest Logitek Dealer.
(Alaska, Hawaii, Canada : 713-782-4592)

Circle (46) on Reply Card

YOU CAN SEE THE FUTURE BY LOOKING AT US NOW.

While industry talk invariably revolves around new technologies, it takes a very special Company to stay focused on the creative product and capital investment you've already made.

Panasonic is making significant refinements to existing technology and developing major new products such as its half-inch 4:2:2 videotape recording system currently under development. All Panasonic products share the same vision: a commitment to value, quality, and technological continuity.

Each Panasonic system, whether it's S-VHS, EnHanced MII or D-3, has cameras, dockable recorders, field portable recorders and studio VTRs; with high quality bridges between formats.

RS-232C interfaces have been added to



key VHS and S-VHS VCRs to extend their applications in edit environments. The new EnHanced Series MII has a forward-looking 16:9 video capability built-in, and includes a Studio VTR with a Digital Output for interfacing to CCIR 601 or D-3 composite digital domains. D-3 VTRs now

have a Digital Format Converter, so D-3 can work easily with component digital sources or destinations.

Thus, it should come as no surprise that when Panasonic debuts its half-inch 4:2:2 recording system in 1993, it will play back D-3 recorded tapes in composite or component.

Now, when you choose a videotape recording system, think about where you're headed and how Panasonic can help get you there.



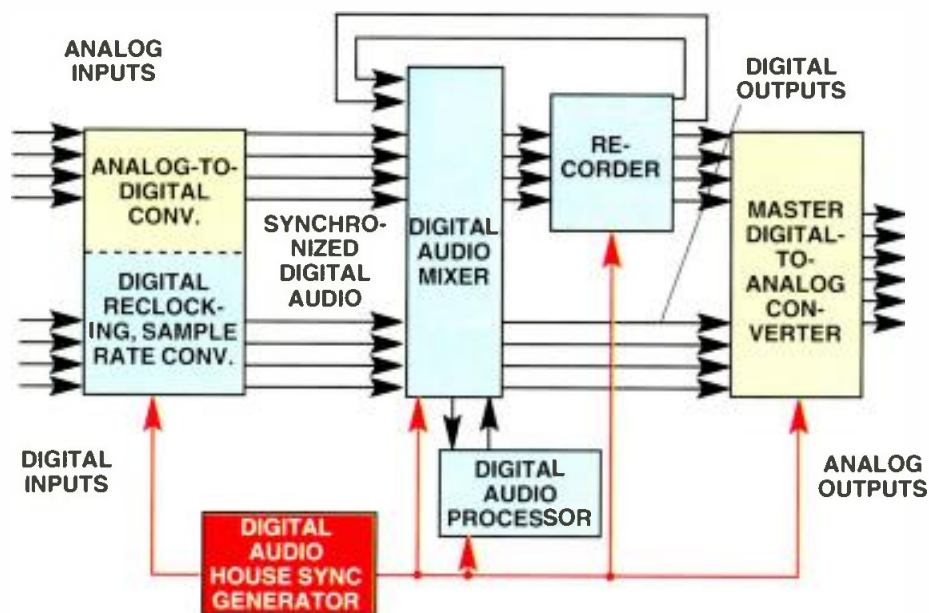


Figure 1. The fully digital audio mixing suite accepts either analog or digital audio inputs and converts them to standard, synchronized digital audio signals. All studio operations take place within this domain.

version is still required.

Therefore, the *digital mixer* — after languishing as a bit of an albatross or niche curiosity throughout the 1980s — is now taking on a new and urgent realism. With this change comes lower costs, as production of a wide range of digital mixing systems grows.

Call us last

Another synergy is also taking place. One of the most expensive and sonically critical components of the digital mixing console is the analog-to-digital (A-to-D) converter. Because a separate, high-quality A-to-D converter is required on each input, a large digital console became extremely expensive while still at the main-frame level, before any truly functional items were even added to the design.

Now, as a greater number of sources are equipped with standard digital audio interfaces, the need for all those A-to-D converters is reduced, and so goes the price of the digital mixer. Because these are transitional times, several manufacturers now offer hybrid consoles that operate digitally, but offer analog *and* digital input modules (or groups). A quick look at their pricing sheets confirms the turnabout — digital inputs cost *less* than analog inputs on digital mixers. (This also presents an incentive to convert other remaining analog devices in the facility.)

Following the tenets of the squeaky wheel theory pays off doubly in this case — as the console becomes the limiting factor (i.e., all other components are already digital), it becomes cheaper to replace because there is no need for costly converters. Ideally, a single analog-to-digital conversion will take place at the start of the process, with a single D-to-A conversion at its end. (See Figure 1.)

Interfacing

Problems of digital audio interconnection are also subsiding as the AES/EBU and IEC 958 (consumer) standards become well-established and better understood. Aiding in this evolution is the recent publication of AES3/1992, the revised standard document for the AES interface, which specifies more of the details of its implementation and sets out three tiers of implementation: minimum, standard and enhanced.

Although digital interfacing will still not be completely trouble-free, these refinements and a growth in its general familiarity will make its usage more common and comfortable among audio professionals. Skills in troubleshooting with these interfaces also must be developed.

Lest we forget, the current "simplicity" of analog audio interfacing is really a complex but *familiar* set of vagaries with even more wide-ranging possibilities for degradation. It, too, has evolved (compare the 600 Ω matching of the past to today's bridging configurations) and incorporates a number of different standards (for example, +8dBm, +4dBm, -10dBV, balanced, unbalanced, pin 2 or 3 hot). At present, the reluctance to move more strongly to digital interfacing seems more a case of "the devil you know." As more and more sequential links of the audio chain offer digital I/O, the use of digital interfacing will necessarily increase. Once established, it will likely be shown to offer less problematic results than analog interfacing traditionally has.

Other recent discussions have concerned a broadcast-specific digital audio interface standard, generally centered on a group of broadcast equipment manufacturers. Consensus has not been reached on the application, scope or nature of the

format. Nevertheless, some interesting proposals have been made, including the first provisions for a *compressed* digital audio interface standard.

Console control paradigms

As new audio mixing systems develop along diverse paths, it is helpful to categorize them in some way. This allows the user to compare apples to apples, and to associate appropriate products to given applications. Audio mixing systems are dividing along the following lines:

- *Traditional.* Also known as a *hard* design, this is the way all mixing systems were constructed until recently. There are still plenty of applications and users for which only these consoles will do. They maintain a physical hardware module for every input and output, and repeat controls on each module as needed.

- *Assignable.* Although this approach may resemble a traditional console at first glance, it uses an abbreviated design. A few physical hardware modules can control a larger number of actual inputs and outputs. Hardware components are *assigned* to an actual input or output channel when adjustments in its status are required. The channel then retains its status when the controlling hardware module is reassigned somewhere else. Potential space and cost savings may be significant. Direct, immediate access to every console function is not provided, perhaps rendering assignable designs inappropriate for some live broadcasting applications.

- *Virtual.* No actual console hardware exists in these systems, and the operator performs mixing operations by watching a representation of a console on a computer screen. This type of system is most commonly encountered in integrated environments, such as the digital audio workstation, many of which now include mixing operations. Some feel that this is the approach all mixing will take in the future, while others strongly disagree.

The last major change in mixing console control surfaces came when the linear fader replaced the rotary pot. The transition that lies ahead could dwarf that one in its impact. The term *console* may go the way of *tube* and *turntable*, as mixing takes place on something other than an imposing piece of furniture. Once this golden link is forged, new frontiers of audio may be opened to prospectors.

■ For more information on new developments in audio consoles, circle Reader Service Number 301.



Sprankle, Lynd & Sprague, consulting design architects

WFTV positions itself for growth with sophisticated broadcast center.

When WFTV planned a new facility, its management sought both a building and a site to match its image: a leader in the Orlando market.

This state-of-the-technology broadcast center, located in downtown Orlando, doubles the space of the 30-year-old converted warehouse that it replaced.

The 67,000-square-foot, two-studio building will enable WFTV to keep pace with the development of Central Florida, one of the fastest-growing television markets in the country.


Equally important, the new location assures a direct line-of-sight microwave link to the station's transmission tower 20 miles east of the city, circumventing obstacles created by new construction.

The Austin Company engineered and constructed the new WFTV facility, one of seven stations owned by Cox Enterprises.

Austin has been serving Cox since 1956.

For information on how Austin can help you position your facilities for growth, we invite you to discuss your concerns with us.

The Austin Company, 3650 Mayfield Road, Cleveland, Ohio 44121. Telephone: (216) 382-6600. Facsimile: (216) 291-6684. Offices in principal cities worldwide.



 **THE AUSTIN
COMPANY**

CONSULTANTS
DESIGNERS
ENGINEERS
CONSTRUCTORS

Circle (23) on Reply Card

www.americanradiohistory.com



AMPEX HAS CHANGED THE POWER OF VIDEO.

It's the power to realize your dreams.

It's the impact of innovative design. It's the precision of uncompromising engineering. It's the rock-solid dependability of the Ampex commitment to quality.

It's the power to deliver video with the clarity, crispness, and multi-generational integrity available only with digital component processing.

It's called DCT™—Digital Component Technology.

It's the world's first realistic CCIR-601 digital component system available from one manufacturer.

Tape drive, tape cartridge, switcher, editor, ADO®, character animator, and interconnect equipment.

All available now. Only from Ampex.


And DCT also gives you a clear upgrade path to the digital video technologies of the future.

So now you can have the video power you've always dreamed about. You can have it today. And you'll still have it tomorrow.

AMPEX
DCT™

Ampex Corporation 401 Broadway, MS 3A-01, Redwood City, CA 94063-3199
© 1992 Ampex Corporation

Circle (24) on Reply Card



Production suite technology

Find out what technological breakthroughs are on the horizon.

By Curtis Chan

The Bottom Line

Some will argue that black is white while others disagree on hot and cold. In video production suites, "complex is easy" is not entirely untrue either. As new methods of system control become available, the PC is often found to be at the heart of the master.



Have you ever heard about the world's first digital electronic computer? It had 18,000 vacuum tubes (which ran extremely hot) that required 140kW of AC power. It weighed 50 tons, took up an entire room, cost \$1 million and was top secret. Today, a complete equivalent to that computer can be etched into a single silicon chip, and purchased for about \$10 at a local computer shop.

Technological ingress

This means that these technological breakthroughs will soon find their way into our industries. The terms videographer, desktop production and integrated video production system are less than a decade old. Now, personal computer-based systems with processing power equaling super minis of the past can be found in low- and mid-ground systems.

In the professional area, digital products have made significant progress in production suite technologies to date. The *all-digital* post facility has officially begun, but it is still years away from full implementation. What's new in current production suite technology is that some hardware alternatives now exist.

Facility planning

For most facilities, changing from an analog or hybrid facility to an all-digital environment is a time consuming and expensive proposition. A well-planned transition from analog to digital will allow for the best use of current and future hardware. Areas of concern focus on flexibility, expansion, routing and distribution, interface and timing.

With the planned implementation of a

hybrid or all-digital facility, there should be a plethora of formats to deal with in acquisition, recording/playback and distribution. In this case, industry guidelines should be followed to minimize timing, amplitude or phase discrepancies between the integration of various format systems.

The care and feeding of signals

There are two main ways to distribute audio and video signals in a facility.


- *Analog routers and distribution.* Analog routers couple the source directly to a master routing switcher, which feeds the various destinations. Tape machines in such an installation typically have less than 31m runs. The design uses the master switcher to isolate the various VTRs. If more feeds are required, multiple DAs are placed after the switcher.

- *The second approach reflects multiple production switchers and a master control switcher. This requires all source units to use DAs to distribute their signals. When designing complex systems with multiple edit suites, source devices may have to feed multiple switchers and routing matrices. In this case, use of auto delay or isophasing DAs can correct errors to 15ns or more. Beyond this range, timed cables (4.9ns/m) may be used. Equalizing DAs are advisable if cable distances exceed 46m of standard 8281 or RG11 coax. Newer DAs can compensate to 1,524m. All feeds entering the switcher/processor must be zero timed. Emphasis will be placed on current digital routing schemes.*

- *Digital distribution.* The digital parallel and serial I/O capability is one commonality of the new generation digital VTRs. This facilitates keeping signals in the dig-

Chan is a principal of Curtis Chan and Associates, Fullerton, CA.

The Digital Video Jack For The Future...



Is The One You Already Have.

As you prepare for advanced high bandwidth applications such as serial D1, D2, D3, HDTV and high resolution computer graphics, one thing is for sure. The ADC SJ2000 Dual Video Jacks you've been using for years are ready to handle any high rate digital application you can throw them. Because the SJ2000 is designed to




provide low return loss and true 75 ohm impedance, it can easily handle high rate digital signals up to 600 MHz. For more information and the name of your local distributor, call us at 1-800-726-4266.

ADC Telecommunications
®

4900 West 78th St., Minneapolis, MN 55435

Circle (28) on Reply Card



ONE OF A SERIES

Hughes' Galaxy I Satellite: Nation's Leading Cable Satellite

A Milestone in Communications Technology

The first in a fleet of Galaxy satellites was launched on a Delta rocket on June 28, 1983. Manufactured by Hughes Aircraft Company for its wholly-owned subsidiary, Hughes Communications, Inc., Galaxy I revolutionized the United States cable industry by aggregating preeminent cable programmers on a single satellite.

Today, Hughes Communications, Inc. is our nation's leading supplier of cable, television and telecommunications services. Their fleet now totals twelve owned and operated satellites that offer video, voice, and data communications services for domestic and international customers. The company also built and is an equity partner in Japan's first commercial satellite communications venture, JCSAT.

Hughes Communications' Galaxy I is the nation's leading cable satellite. The illustration above is an artist's conception of how it would appear if viewed from space. When fully deployed, the 1560

pound spacecraft reaches a height of 21 feet, 8 inches, the equivalent of a two story building.

Hughes Communications pioneered a shopping center marketing concept by selling transponders aboard Galaxy I exclusively to cable television programmers. Today, innovative marketing plays an important role in the market prominence of the entire Galaxy fleet. Customers can lease or buy time as needed, in time increments as small as 15 minutes or as large as 10,000 hours, making satellite communications accessible and affordable to a broad array of users.

Satellites like Hughes' HS 376 have become essential to modern communications. As the major supplier to that industry, the Winsted Corporation offers the world's most complete line of video support systems, including editing and production consoles, equipment cabinets, tape storage systems and more.

Winsted®

10901 Hampshire Ave. So. • Minneapolis, MN 55438 • Toll-Free: 800-447-2257

Preferred by Professionals Worldwide

We gratefully acknowledge the valuable assistance and information provided to us by Hughes Communications, Inc. Use of this material does not imply endorsement of the Winsted Corporation, or its products.

Hughes' Galaxy I Satellite

ital domain to minimize artifacts. Prior to a digital serial standard, the cost of routing had to include overhead for serial-to-parallel and parallel-to-serial conversion. Parallel implementation cables can be up to 50m long, or 300m with proper equalization. Pulse widths may suffer in conversions between ECL and TTL. The use of digital DAs keeps optimal signal integrity.

This points to the importance of serial distribution technologies. With the availability of digital serializers and deserializers, the cost has been significantly reduced, because serial transmission offers an advantage of signal wire, coax or optical fiber distribution. Soon, VLSI technology will replace "black boxes" with a serializer/deserializer chip set integrated into the product. Preferably, the chip set will accommodate the various digital formats and operate between 143Mb/s and 300Mb/s (143Mb/s — NTSC composite, 177Mb/s — PAL composite, 270Mb/s — 4:2:2 component), thereby reducing parts count and cost while adding flexibility.

- **Routing.** The routing system should complement existing and planned upgrades. For example, to route analog composite and component, digital video, time code and audio, a routing matrix may contain segments of 96x128 video, 64x64 time code, 64x64 audio and 48x48 digital video crosspoints. These different levels of routing accommodate multilayering in the digital domain, but still retain flexibility in the analog domain. Many facilities are implementing computer-based systems to track and optimize operations. To dub digitally between machines or to go from analog to digital, software executes the necessary routing decisions in the background, avoiding unnecessary patching. In parallel routers, the number of crosspoints in even a small router would be large. This can be overcome in part by applying crosspoint reduction techniques.

Another technique centers on multistaging routers, which replace a large matrix by several small matrices with a smart controller capable of re-assigning paths to avoid blockages. These techniques result in a reduction in crosspoint count, a reduced physical size and cost savings over their analog counterparts. The latest trend is the integration of the router into the physical switcher.

- **The switcher center of attention.** Most switchers control two types of devices: field-based devices and devices that provide static recall. However, with digital and computer-based technologies, a new generation of digital disk-based switchers are coming. These switchers provide integrated control over a complete editing or production environment, with capabilities of supervising more than 30 devices, including routers, frame buffers, TBCs, camera robotics, VTRs and ATRs. The switcher control protocol ties external device

time lines to the switcher's reference for recalling, previewing and running effects. It delegates functions on the switcher control panel to the peripheral, so control may be partially or completely integrated into the switcher control system. This allows control information to be stored as part of a switcher effect.

In a modern production facility, a monitor room displays control system feedback for the devices in the room. Each has a dedicated control panel, taking up real estate on the console. Aside from the inefficiencies of trolleying back and forth to operate each piece of equipment and the operating curves, there doesn't appear to be a standard for control interfaces. Edit controllers and automation packages often control only a subset of the device's functions. The new switchers feature easily implemented protocols and incorporate the RS-422 interface standard, allowing other manufacturers' devices to be directly controlled from the switcher panel.

- **The switcher sends out two types of communications: private and multicast.** Private messages are directed from the switcher panel to specific devices, and are unique to those devices. Multicast messages are global commands from the switcher to several devices simultaneously. Return communication takes the form of either a constant update of position and state or menu display from the slave devices. Because menus reside in the processor at the slave device and only differential data is sent over the network once the initial menu is written, real time control of these devices can be realized.

- **TBCs and frame buffers.** If the digital switcher is interfaced to a TBC and a frame buffer bank, additional benefits can be gained. Because the operator has direct control over TBC memory functions via the switcher, its setups are saved directly into the EDL along with the particular edit parameters. The location of the TBC becomes mute, because full control is achieved from the edit bay. This is advantageous when doing projects with large amounts of raw elements. The TBC memory registers can contain the setup for each reel or group of similar scenes. As the switcher triggers the memory register, the need to adjust a VTR for every reel is eliminated.

Combining frame buffers to the switcher further extends the power of the system. With dual frame buffers, graphic elements composited to the switcher output are captured in a buffer and returned as inputs to the switcher for additional layering. Several layering passes through the switcher system with little or no degradation can increase the efficiency over less sophisticated systems. The result can be multiple layers in a single pass, while viewing the final composite in real time.

- **Cache recorders and integrated control**



Limited Edition Prints Available on Request

The development of the Galaxy I represents an important step in the use of satellites worldwide. An original painting by well-known artist Ron Finger depicts this remarkable spacecraft as shown on the facing page. The Winsted Corporation is pleased to offer free commemorative prints of this painting, individually numbered and signed by the artist. The full color prints are 17" x 14", suitable for framing.

To order your free print, call us toll-free at 800-447-2257 or mail the coupon below. With your print, we'll include a brochure describing this milestone in communications and our current catalog of Video Support Systems and Furniture. Please allow 4-6 weeks for delivery.

Please send me a LIMITED EDITION PRINT of the painting "GALAXY I SATELLITE"



Name _____
Title _____
Company _____
Address _____
City _____
State _____ Zip _____

THE WINSTED CORPORATION
10901 Hampshire Ave. So.
Minneapolis, MN 55438

Circle (29) on Reply Card

systems. In the post environment, much time is spent fine-tuning the edit to achieve the right timing. With cache recorders (which can be disk, optical or tape based), a switcher time line effects system eliminates VTR preroll and lock-

up times, making "what if" scenarios possible. Because the integrated switcher can directly control devices, effects can be generated that encompass switcher, DVE, still-store, character generator, cache elements and VTR elements off tape. The en-

tire operating environment of the time can be saved as part of the edit and recalled to restore data to all devices, the switcher and cache recorders. The fully integrated switcher/control system remains a

Continued on page 68

Advantages of a digital component video system

By Craig McCartney

For several years, there has been a trend to integrate control functions from different parts of the production suite into a centralized location. For example, an editing controller, under EDL and time code, proceeds to operate the video switcher, audio mixer, keying, transport control, graphics and effects equipment. Editing suites often have represented a collection of analog equipment, not originally purchased or configured for post-production editing, but made to work successfully through various signal and control interfaces.

Some new generation production switchers include integrated effects capabilities through special hardware designs that link the switching and effects equipment directly on a digital bus. The introduction of Digital Component Technology (DCT) represents another step forward. For video post-production, several features of this concept are particularly advantageous:

- It is a fully integrated component system with all video signal processing accomplished in the digital domain.
- Because all video remains in a 4:2:2 environment, there are no cross-color or cross-luminance problems and no loss of image quality.
- No signal generations are lost during keying, ADO or other signal processing.
- The degradation typically caused by the conversion processes from composite analog to digital and then back to composite again is eliminated.
- Multigeneration performance is identical from stage to stage.
- A fully integrated system combines a 19mm tape transport, post-production switcher, edit controller, digital effects system and interconnect functions.
- A switch between 525- and 625-line operation will permit one system to serve multiple standards.

These features produce related benefits for the post-production staff who use DCT. For facility owners, more clients can be offered a higher quality level of video processing — all digital — in less time. That has an immediate impact upon facility revenues.

Video editors will find creativity en-

hanced when the drawbacks of multigeneration processing are removed. Where a 5-generation limit was generally understood for analog composite technology before substantial signal degradation, components — combined with digital technology — offer an unlimited number of generations. Keying can continue as long as ideas keep flowing.

The engineering staff most likely will find an integrated digital production system simple to organize and implement, and just as easy to maintain. Software upgrades can be accomplished through 3.5-inch floppy drives in the various components of the system. Headroom in such a system should accommodate future advances in technology, such as the proposed 16x9 13.5MHz system, although an interface with existing digital video signal processing using the CCIR-601 international standard is provided.

The highlights of digital component technology can be summed in a few words — speed, accuracy, efficiency and enhanced creativity. Joining these in an integrated production system can only be advantageous to all concerned.

McCartney is marketing manager for new products/systems with Ampex Systems Corporation, Redwood City, CA.

OPTIMUM PERFORMANCE BROADCAST QUALITY CABLES FOR THE PROFESSIONAL



SEE US AT
AES '92"
SAN FRANCISCO
OCT. 1-4
BOOTH 529

LATEST NEC COMPLIANCE, UL LISTED, INDUSTRY PROVEN

Audio Cables • Video Cables • Composite Video and Audio Cables • Studio Set Lighting Cable • Portable Cordage • Portable Power Cables • Control Cables • Fiber Optic Cables • Telecommunications Cables • Local Area Network Cables • Custom Marked Pre-Cut Shrink Tubing & Sleeving • Custom Cable Assemblies • Breakout Boxes • Custom Panels • Rack Rails • Cable Reelers • Gep-Pak—Reeless One-Man Payout System

CABLE PRODUCTS DESIGNED, DEVELOPED, AND PROVEN FOR THE PROFESSIONAL TECHNICIAN:



Gepco International Inc. COMING THROUGH LOUD AND CLEAR™
Corporate Headquarters
2225 West Hubbard St., Chicago, IL 60612
Tel: (312) 733-9555 (800) 966-0069 Fax (312) 733-6416

Eastern Regional Sales Office Tel: (904) 732-4123 Fax (904) 732-5799

Circle (30) on Reply Card

You Need It.

Infinite window TBC with SVideo/Composite Video inputs and outputs
\$1,995



You Need It.

With true Wide Band performance in all modes including heterodyne
\$2,995



You Need It.

SVideo, U-Dub and NTSC video inputs and outputs plus Betacam/MI output and 48 built-in test signals
\$5,495



You Need It.

Four Field Synchronizer features Wide Band composite processing and auto-switch TBC
\$5,495



You Need It.

10-Bit Master Sync Test Generator with 32 test signals, source ID and audio tone
\$2,995



You Got It?

Here's some of our video equipment.

Instead of miles of copy and hundreds of images showing stunning effects, we thought you might want to see something a little different. Like our products up close and personal.

And you have to know how much the equipment is going to cost, so we put in the



price, right there above the product.

Lastly, you have to know where you can get this equipment. That's where the logo, phone number and address come in.

Advertising is easy when you have such great products to offer.

Digital. It's what you need.

Circle (31) on Reply Card

DIGITAL
PROCESSING SYSTEMS INC.

55 Nugget Ave, Unit 10 • Scarborough, Ontario M1S 3L1 Canada • Phone: 416-754-8090 • Fax: 416-754-7046
11 Spiral Drive • Florence, Kentucky 41042 • Phone: 606-371-5533 • Fax: 606-371-3729



Talk radio technology

New terms of art for the talk radio renaissance.

By Skip Pizzi, technical editor

The Bottom Line

Although it may seem strange to see the words high fidelity and telephone in the same sentence, the growth of talk radio concurrent with the consumer digital audio revolution challenges radio stations to make telephone audio sound as good as possible. Contrary to the common wisdom, telephone audio is far from a lost cause. There are many techniques and new products that broadcasters can use to optimize talk radio operations at their facilities.

S

Even though most broadcasters don't think of telephone audio as defining the cutting-edge of studio technology, a number of significant and useful systems have been introduced that can help broadcasters improve their operations in this field. This article will examine some areas where noteworthy innovations have recently appeared.

Developments in delay

Profanity delay systems have been in use for live talk radio programs for many years, starting with the labyrinthine tape delay systems of the 1960s and '70s, and followed by the digital delay lines of the 1980s. With either technology, the typical use of a 7-second delay made the deletion of profanity fairly elementary, but getting back into the delay mode afterward was more cumbersome. Digital delay systems allowed the delay to be "regrown" gradually over a few minutes, but often with audible glitching.

Today's best digital delay systems allow a wide range of delay times to be stepped into place on the air without audible artifacts. This allows the function to be routinely used in establishing the delay at the beginning of each show segment (not just for recovery of delay after a deletion), which is especially helpful to stations that break into talk show segments for network news or the like.

Multihybrid operation

Although a single telephone interface might be sufficient in the newsroom or a

production studio, any serious talk radio application requires at least *two* interfaces of equivalent quality in its air studio, and probably more. Today's state-of-the-art in interface design is defined by the *digital hybrid*. (See the related article, "Progress in Telephone Audio Interfacing," pg 60.) These units are not inexpensive (\$1,000-\$3,000), but talk radio stations that use telephone audio for a significant portion of their daily programming shouldn't balk at paying about what they do for any other audio source in the studio (such as a cart machine, CD player or tape recorder).

Some telephone interfaces now include a measure of manual or automatic audio processing to enhance caller audio quality. If it's not incorporated in the hybrid, *outboard* audio processing can be used. Either way, this can dramatically improve caller intelligibility. Helpful processing includes bandlimiting for reduction of high- and low-frequency out-of-band noise, a bit of equalization to remove excess energy in the 300Hz-1,200Hz region, and some mild compression. Some stations even insert an aural exciter or other subtle effects processing for further enhancement of phone audio.

Each telephone interface also requires its own separate *mix-minus* backfeed, increasing the demands on the studio console's busing (although an outboard programmable routing/mixing system can also be used). This allows callers to hear all the other program elements, including other callers, without getting an echo of their own signals or risking feedback.



Engineers and Producers Agree On The Versatility, Variety and Dependability of Maxell.

That's Why Over 2,000 Pros Nationwide Use Maxell Exclusively.

It's all on your shoulders. You have to create, enhance, preserve, make it work. So you do what you've done reach for Maxell. Rugged, reliable Maxell tapes for state-of-the-art performance ... punish it, push it to the limit, these superb video and audio tapes just won't quit. Durable Maxell tapes for the glorious sound, the brilliant image and the superior specs you *must* have when your reputation is on the line.

maxell[®]

Maxell Corporation of America, 22-08 Route 208, Fair Lawn, NJ 07410, 1-800-533-2836.

Circle (32) on Reply Card

©Maxell Corp of America

Vega claims to by which wire are me Meet the m



After more than ten years in the pro wireless business, during which we've earned several patents and thousands of loyal customers, we've developed a few claims of our own. For starters: nothing can match the performance, flexibility and dependability of our four-frequency FMR-4 receiver.

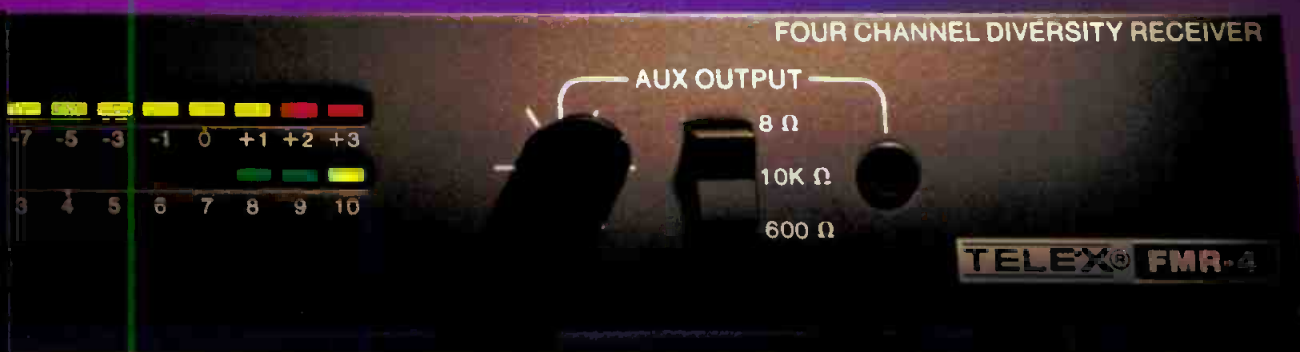
We realize some of you may not be as familiar with our line of pro wireless as with others who've spent more money courting the broadcast industry. But that's about to change. Because at *any* price point, no one offers the performance and quality we do. And that's

a truth we're anxious to demonstrate.

The FMR-4 has everything a broadcast professional could want in a true diversity receiver: GaAsFET transistors for superior reception and clean sound with no coloration; low-distortion, computer-matched linear phase filters for unsurpassed selectivity; our patented Pos-i-Phase™ circuitry that completely eliminates dropouts and switching noise; Pos-i-Squelch™ (a true “noise” type squelch) to prevent interference; and TLX™ – a “smart” circuit that solves the “buzzy” noise-up problem other systems suffer when the signal

© 1992 Telex Communications, Inc.

be the yardstick less systems asured. ile marker.



enters a critical fringe area.

Two other things you should know:

- 1.) unlike some of our competitors, all our wireless components are completely compatible with every wireless product we've ever made;
- 2.) we design and manufacture *all* our products in the U.S., using only the highest quality parts and labor. That's why we can confidently offer a three-year warranty, the best in the business.

Of course, the only way to truly appreciate the superiority of the FMR-4, or any of our other wireless products, is a comparative demonstration. So please call 1-800-554-0716

to have your Telex representative stop by and give you one.

You'll discover that we more than measure up.



The FMR-4 receiver, WT-80 beltpack transmitter, and HT-400 mic (with SM-58 head option).

TELEX

Circle (33) on Reply Card

Progress in telephone audio interfacing

By Steve Church

The state-of-the-art device for interfacing with the analog phone network is a digital hybrid. Audio on that network is travelling in both directions on a single pair of wires, so some way to separate the two paths is required. That's what a hybrid does. If it does so poorly, distortion of the air talent's voice will occur for the following reason: In a broadcast studio, the talent's voice is mixed in the console with the telephone audio. A full 2-way phone conversation's audio will include a distorted and phase-shifted version of the talent's signal along with the caller audio. When the hybrid has insufficient "trans-hybrid loss" (that is, cancellation of talent audio through the hybrid), the resultant talent voice leakage combines with the direct talent feed to the console from the microphone to produce a hollow or tinny quality, because the phase cancellation affects some frequencies more than others. Poor trans-hybrid loss can also create a problem with feedback when the phone

Church is president of Telos Systems, Cleveland.

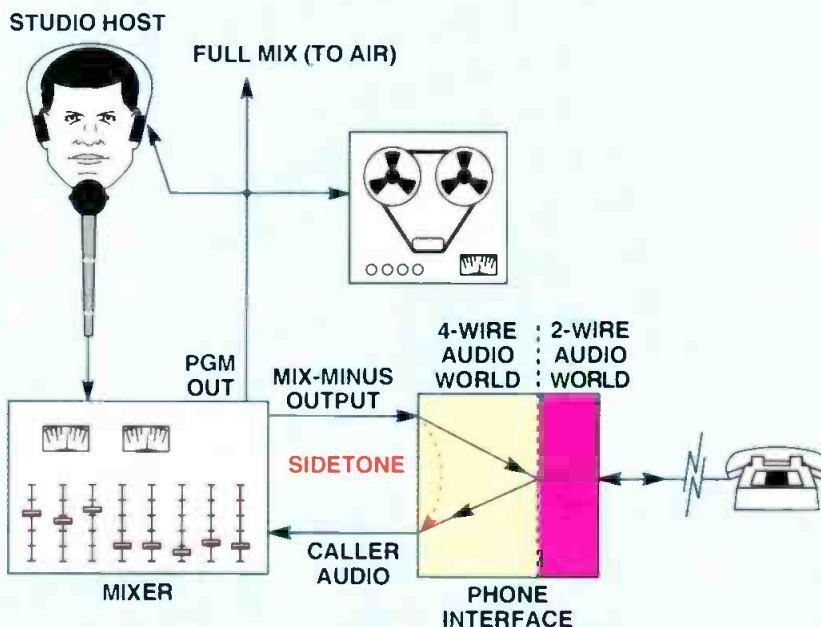


Figure 1. A typical talk radio hardware configuration. The phone interface provides a junction between the bidirectional (2-wire) paths of the telco world and the unidirectional (4-wire) circuitry of the broadcast facility. A measure of the interface's quality is its ability to suppress sidetone leakage of the studio's mix-minus backfeed into the caller-audio output (also known as trans-hybrid loss).

THE NSi EQUIPMENT TRACKING SYSTEM

**Eliminate duplicate acquisitions
and save money.**

The CBS and NBC Television Networks are tracking and archiving over 25,000 pieces of equipment and assets for the broadcast of the 1992 Olympics. To help them perform this task they chose *The NSi Equipment Tracking System*.

From Broadcasting to Healthcare, Insurance to Manufacturing—if you need inventory control and asset management, you need *The NSi Equipment Tracking System*.

KEY FEATURES

- PC-based system
- Catalogs equipment and assets and tracks location
- User defined database
- Query searches by key word, wildcard, and cross reference
- Items can be assigned to integrated groups
- Keeps maintenance records
- Custom report generator
- Creates shipping lists and labels
- Interfaces to optional bar code reader
- Generates Code 39 bar code labels
- Links to accounting systems via ASCII export
- Easy-to-use, menu-driven, on-line help
- Single-user and multi-user versions available

NSi NESBIT
SYSTEMS INC.

For more information and free self-running demo disk, call or fax:
Nesbit Systems Inc. • Phone: 609-799-5071 • Fax: 609-799-9540


Circle (35) on Reply Card

Multi-Level, Multi-Format

Do ever changing standards, formats and future technology, make you wonder if there is a router that could handle your needs today without becoming obsolete tomorrow?

At Utah Scientific we've been making multi-level, multi-format routers for over 13 years. All our router designs insure both compatibility with existing systems and expansion into the future!

Control systems range from simple bus control through full router automation.



Leadership has been a part of Utah Scientific since 1978 when the company was founded.

First with reprogrammable control panels, **first** with alphanumeric mnemonics, **first** with customer configurable panels, **first** with fully automated routing and master control switchers, **first** with integrated router & machine control, and **first** in systems connectivity continue to affirm us as a world leader.

Future peace of mind is assured with our 10 year commitment to total customer satisfaction.

Use our experience!

DYNATECH BROADCAST GROUP

US UTAH SCIENTIFIC, INC.

V I S I O N .
V A L U E .™

To GET THE PICTURE Contact US at:
4750 Wiley Post Way
Salt Lake City, UT 84116
800-453-8782 or 801-575-8801

Circle (36) on Reply Card

audio must be heard on an open speaker in the studio.

Unlike most analog phone interfaces, today's digital hybrids are also adaptive, in that they automatically tune themselves to each phone line in order to maximize trans-hybrid loss. A convolutional adaptive filter is used to perform the nulling by synthesizing the correct transfer function for the hybrid's balancing network. A feedback loop continuously adapts the filter network to conform to changing line impedance, just as an FM exciter uses a feedback loop in the AFC circuit to maintain consistent frequency. This ensures optimal trans-hybrid loss across the full telephone network passband. When a call is initially established, a digital hybrid typically uses a brief mute/adapt period (about 250ms) to adjust to the phone line before the call goes to air.

Why is all of this necessary? Why can't we just use a simple differential amplifier circuit to subtract the send audio from the phone line signal? Unfortunately, phone lines have complex and erratic impedance vs. frequency characteristics. Loading coils, carrier systems and switching equipment all contribute to impedance anomalies. If studios are downtown near the phone central office (CO), it is possible for the impedance curve to be reasonably smooth. On the other hand, because suburban phone

lines are more likely to be distant from the serving CO, and because carrier equipment is more likely to be used, these will generally exhibit the poorest impedance characteristics. That's why an analog hybrid is able to have fairly good performance on some lines, but not on others.

Of course, hybrid problems can be avoided by tapping into a speakerphone, which separates the send and receive audio paths with a bidirectional switch or gate. This can often be annoying to listen to, though. In addition to making line noise more noticeable by its continual disappearance and reappearance, it can also create problematic interaction between the caller and talent voices when they speak simultaneously or nearly so.

Modern digital hybrids include a number of processing functions in addition to the adaptive nulling. These can include send and receive AGC, caller and acoustic ducking and pitch-shifting. The latter is an implementation of the old PA feedback reduction trick, in which send audio is shifted down a few hertz, thus reducing or eliminating feedback.

All of this has become possible as a result of the near incredible advances in achieving real time digital signal processing (DSP) at low cost. This is the same technology that is poised to transform all of telephony — and, likely, all of radio broadcasting.

Music technology meets talk radio

By Paul D. Lehrman

When a talk show is about talk, the audience doesn't need to hear much more than...well, talk. But when the subject is music, it's a lot more interesting when the audience can hear the music that the speakers are discussing.

This is the premise for one new kind of telephone talk show that involves a measure of interactivity previously considered impossible. "What's the Score?" is a call-in quiz show that first aired this May on WGBH-FM in Boston. It challenges listeners to win prizes by answering questions on the air about classical, jazz and Broadway show music.


In the golden age of radio, a program like this would have had its own crack-erjack orchestra, whipping out charts and playing a few bars of appropriate music behind each question, but few radio shows today can afford that luxury.

Lehrman is a Boston-based consultant, author, composer and faculty member at the University of Massachusetts in Lowell.

We're Committed To Your

The only certainty about the future is that things will change ... the economy, technology, styles that dictate your business. That's why Graham-Patten Systems designed the *D/ESAM* with *virtual flexibility* ... to deliver what's needed today and adapt to changes in the future.

- The D/ESAM (Digital Edit Suite Audio Mixer) handles digital and analog audio together, and can be easily reconfigured or upgraded to accommodate your changing needs.
- A virtual input matrix lets you define how audio signals are used, eliminating the need for hardwired patch bays and routing.
- Like all Graham-Patten mixers, the D/ESAM operates with any edit controller using ESAM II protocol.
- The D/ESAM is designed specifically for videotape editing. Switcher-like styling makes it intuitive to operate for any type of work from off-line to auto assembly.



Winner, 1990-1991 Emmy Award for Outstanding Achievement in Engineering Development

- Compact packaging allows the D/ESAM to fit into the most crowded spaces giving editors a clear view of the panel and easy access to the controls.
- D/MEM memory offers a wide range of storage and transfer capabilities. It's designed to be compatible with the various methods used by edit controllers to handle switcher set ups.
- DATS (Digital Audio Transmission System) lets you distribute digital audio throughout your facility over coax. An affordable solution to an emerging problem.

For more information contact Graham-Patten Systems at 800-422-6662

Instead, I was commissioned by the show's producers to come up with a high-technology, low-budget way to simulate that environment when they hired me as musical director for the program.

The approach I selected employed one of the new and versatile genres of digital synthesizers/samplers that electronically create sounds you play back actual audio samples and load into them. Most quickly, and application, their capacities than

two different selected also has have significant reverb (some-

previously only available that outboard box), allow-

musical space to be changed and easily. Like most of today's

synthesizer/samplers, it also es everything in stereo, is easy to

port and sounds convincing in a variety of musical styles.

I use an audio production workstation to assemble and prepare sampled effects, and then load them into the synthesizer via a SCSI port. Additional editing can be done on the synthesizer, and effects can be assigned to individual keys on the synthesizer's piano keyboard for easy cueing during the show. A portable,

removable hard drive system also connects directly to the synthesizer to back up the synthesizer's RAM.

The show's producers tell me in advance what musical selections will be required for each program, so I record and orchestrate all possibilities as MIDI files on a computer-based multitrack sequencer. I then use a Hypercard stack to associate each finished MIDI-file music cue with a virtual "button" on the computer screen. This lets me choose randomly during the show from dozens or even hundreds of cues, which the synthesizer will begin to automatically play within milliseconds. I can change volume or tempo on the fly, and stop the music or go to any other cue instantaneously. Meanwhile, sampled sound effects assigned directly to the synthesizer keyboard remain available throughout.

A useful function included in the Hypercard stack is a *freeze* button, which literally pauses and holds a cue in mid-note, similar to the way a conductor would raise his baton to have the orchestra hold onto the notes and stretch them out of tempo while something dramatic was happening. Another button resumes the cue at its original tempo without a break or glitch.

Fooling some of the people

So far, the program has been well

received, with most of the audience unaware that a computer and synthesizer are responsible for 95% of the music they are hearing. (Reproducing opera and art songs is still beyond the system's capabilities, but we're working on it.)

The synthesizer is now used for the program's open and close themes, and for the show's musical "puzzles," in which several different musical themes are jumbled in odd contexts, and listeners are challenged to identify them.

This program has demonstrated that listener call-in shows can cover a lot more ground than they used to, and that the technology developed for performance and production applications has something to offer broadcasters as well. An arsenal of inexpensive, user-friendly, fast and highly effective audio tools are available for such interactive programming concepts, redefining the boundaries for call-in show design. They're also a lot of fun to work with.

Future

D/ESAM 800
Digital Edit Suite Audio Mixer



GRAHAM-PATTEN SYSTEMS
P.O. BOX 1960, GRASS VALLEY, CA 95945
TEL: (916) 273-8412 FAX: (916) 273-7458

Circle (37) on Reply Card

www.americanradiohistory.com

SMPTE show preview



By Dawn Hightower,
senior associate editor

This fall, attendees will converge on the Metro Toronto Convention Centre in Toronto, Nov. 10-13, for the 134th SMPTE Technical Conference and Equipment Exhibit. The conference theme, "Images in Motion — The Second Century," will set the scene for the latest in film and video technology.

Many exciting technical areas will be explored in-depth at more than 100 technical paper presentations. Those attendees interested in the future of electronic imaging, film, digital video compression, computers, telecommunications and advanced TV systems will walk away with an earful on these topics.

The latest technology

This year, almost 200 exhibitors will display the latest in film and video equipment. The equipment exhibit will run concurrently with the technical program. The New Technology Room (formerly called the New Product Introduction room) will once again be featured, and will be held on the exhibit floor.

Experience two all-day tutorials

Two all-day tutorials, "Multimedia World" and "The Post Experience," will enhance the conference itinerary on Nov. 9, the day before the conference begins.

"Multimedia World" is geared toward hardware suppliers, applications developers, content creators, publishers and end-users of multimedia. It will cover the process of creating electronic multimedia productions, and demonstrate techniques for bringing together sound, full-motion video, stills, graphics and text. The program will present an overall concept of the technology and its emerging trends, and will provide an overview of the multimedia arena, with discussions devoted to display, processing control and communications. The tutorial also will include a discussion on the many multimedia standards that exist and are under develop-

ment, including ISO, CCITT and SMPTE standards.

"The Post Experience" will focus on the creative and technical aspects of audio, film and video post-production. Emphasis will be placed on the electronic post-production process. Topics to be covered include film transfer, off-line and on-line editing, color correction, special effects, sound effects, Foley, automatic dialogue, replacement and mixing. In addition, attendees will help assemble a 1-minute segment of a TV show transferred from film to videotape through to editing and final international versioning.

Hands on

In the days following the tutorials, attendees will have a chance to see demonstrations and interact with media integration technology in four hands-on workshops. One session will be offered each day of the conference and will cover multimedia production, teletraining and distance learning, communications and information access and retrieval. These workshops were designed to complement and coordinate with the papers session.

Session highlights

During the 4-day conference, participants in the technical papers session will examine film post-production technologies, film lab environmental issues, large-format film, film production and sound technologies, applied production technologies, electronic post-production and visual effects, compressed video imaging, desktop systems, digital systems, advanced TV systems and TV recording technologies. Tours of local TV facilities will also be on the agenda.

A special papers presentation on media integration will be held concurrently, in addition to the traditional papers program.

The conference will be put into perspective by two diverse speakers. Patrick Watson, chairman of the board of the Cana-

dian Broadcasting Corporation (CBC), will deliver the keynote address. Dave Broadfoot, a Canadian humorist, will address the Honors and Awards Luncheon.

A new addition

Creativity Clinics will be a new feature at the conference. At these sessions, industry experts will offer demonstrations on the creative aspects of motion picture and TV production. Topics expected to be covered include creative lighting techniques, underwater motion imaging and aerial filming.

Take time for the tours

Several excursions will be offered as highlights to the convention program. A tour of the Canadian Broadcasting Corporation's new broadcast center is planned. Participants will be able to view the facility while state-of-the-art equipment is installed. Attendees will also be able to observe the largest indoor TV screen currently in use at the Skydome. A visit to the Cinesphere will let attendees view the largest film format in the world as well as hear several conference presentations that are scheduled to take place there.

What is a convention without the usual social events? This year's social agenda will include the opening reception on Tuesday, Nov. 10. The Honors and Awards Luncheon will be held Tuesday afternoon. The Fellows Luncheon will take place Wednesday, Nov. 11, and the banquet and reception will be held Thursday, Nov. 12. A Partners Program will offer scenic trips to Niagara Falls and the surrounding Toronto area.

Toronto in the fall

If you're Toronto-bound this fall, the 134th SMPTE Technical Conference and Equipment Exhibit will no doubt have much to offer.

Come and find out what the future has to hold at "Images in Motion." ■

One of the rare times when reality exceeds expectations...



Proven High Power UHF Tetrode Transmitters!

Acrodyne, the pioneer in tetrode technology, has delivered the only 30kW single tetrode UHF TV transmitters in the world. Consider the following:

- Plant efficiency—cuts cost 50-60%—**Proven**
- Tube life 24,000 hours—**Proven**
- Price advantage—**Proven**
- Less precorrection needed—**Proven**
- Tube operating voltage less than 10kV—**Fact**
- Smaller footprint—**Fact**
- Low cost tetrode replacement—**Fact**
- No diplexer—**Fact**

The proof is in; the facts are undeniable. Models are available from 5kW to 60kW. Talk to **Acrodyne...**the leader in UHF tetrode technology for 25 years.

Tomorrow's digital TV transmitter company.

ACRODYNE

Acrodyne Industries, Inc.
516 Township Line Road
Blue Bell, PA 19422
800-523-2596 or
(215) 542-7000
FAX: (215) 540-5837

© 1992 Acrodyne Industries, Inc. All rights reserved.

Circle (38) on Reply Card

SBE show preview



By Stefanie Kure, associate editor

What better place to explore the future of broadcast technology than the capital of Silicon Valley — San Jose, CA? That's the site of the 1992 SBE National Convention and *Broadcast Engineering* conference scheduled to be held from Wednesday, Oct. 14 to Saturday, Oct. 17.

This year's turnout is expected to be quite large, because many members on the West Coast have not had a chance to attend a national convention. Furthermore, the San Jose area has the second largest concentration of membership in the United States.

Pioneering sessions

Building on past successes, this year's show will include a record number of technical sessions and workshops. A total of 45 seminars and panel discussions is planned for the 4-day event.

In addition to examining the current state of the industry on the first day of the conference, other important topics to be explored include facility automation, digital audio broadcasting, FCC regulations and the digital studio. Thursday's afternoon session will feature a special hour-and-a-half emergency broadcast system (EBS) Summit conference. Briefings on WRSAME, ICEBS and EDIS will be presented. SBE has filed comments with the FCC on possible technical improvements to the EBS. This session will examine each of the major players.

On Friday, a "night owl" evening session titled, "SBE Frequency Coordination Committee Update and Open Forum," will be held. Panelists of this presentation will include Howard Fine of the FCC and Gerry Dalton of the NFCC.

If you're in the mood to socialize with fellow broadcasters after attending the sessions, then don't miss Thursday's exhibitor-attendee reception, Friday's ham radio reception and Saturday's reception and banquet. The annual banquet will feature an awards ceremony in recognition of

those members who have gone to extraordinary lengths to help promote and support the SBE.

As in past years, the exhibit floor hours will not conflict with the conference presentations. Exhibit hours are scheduled from 10 a.m. to 4 p.m., Friday and Saturday, Oct. 16 and 17.

All conference sessions and exhibits will be held at the San Jose Convention and Cultural Center, located in downtown San Jose.

Ennes engineering workshops

In keeping with tradition, the Ennes Foundation will sponsor a number of manufacturer-conducted workshops on Wednesday, Oct. 14, the day before the conference formally begins. These workshops are designed to give broadcasters specific maintenance and operational instruction on important pieces of equipment. By attending these hands-on sessions, you can learn how to repair, operate and install certain kinds of equipment, polish your technical skills or refine your management abilities. Most of the workshops will last a half day, but some are planned as full-day events.

The workshops tentatively will include lectures and demonstrations on klystrons, power conditioning, HDTV design requirements, video equipment training, how to run a successful contract engineering company, NRSC-2 compliance and BBS systems.

If you plan to attend the Ennes workshops, be sure to note an important addition to the agenda. Sony will present an afternoon seminar on small-format videotape systems, including Betacam, Hi-8 and U-matic. The relative strengths and weaknesses of these acquisition formats will be discussed, along with the operational theory and future trends in small-format videotape. As part of the workshop, a tour of the Sony Sunnyvale facility has tentatively been scheduled.

Paid registrants for the *Broadcast Engineering* conference may attend the workshops, or you may choose to attend the 1-day workshops only. There is an additional fee for the workshops, and seating is limited to 25 people per session.

All sessions begin at 9 a.m., and attendees will receive an Ennes Engineering Workshop certificate upon completion of the sessions.



Loosen up

While you're in San Jose, be sure to take advantage of the many attractions. San Jose is the third largest city on the West Coast, located just 50 miles south of San Francisco and 60 miles north of the Monterey Peninsula. The city is home to the Rosicrucian Egyptian Museum and the Tech Museum of Innovation. The Winchester Mystery House is another famous San Jose landmark.

In addition, SBE will be offering a special 2-day spouse or invited guest program that will provide a scenic tour of San Jose and the surrounding area. The program will feature an extensive tour of San Francisco, San Jose (including the Convention Center, St. Joseph's Cathedral, several museums and the Winchester Mystery House) and Los Gatos.

The 1992 SBE National Convention and *Broadcast Engineering* conference promises to be informative, educational and fun, which are just a few of the reasons why you should attend. See you in San Jose. ■

More than just another meter

✓ Meter

✓ Sweeps

✓ Graphics

✓ Hardcopy

✓ PC-Link

Phase

A1

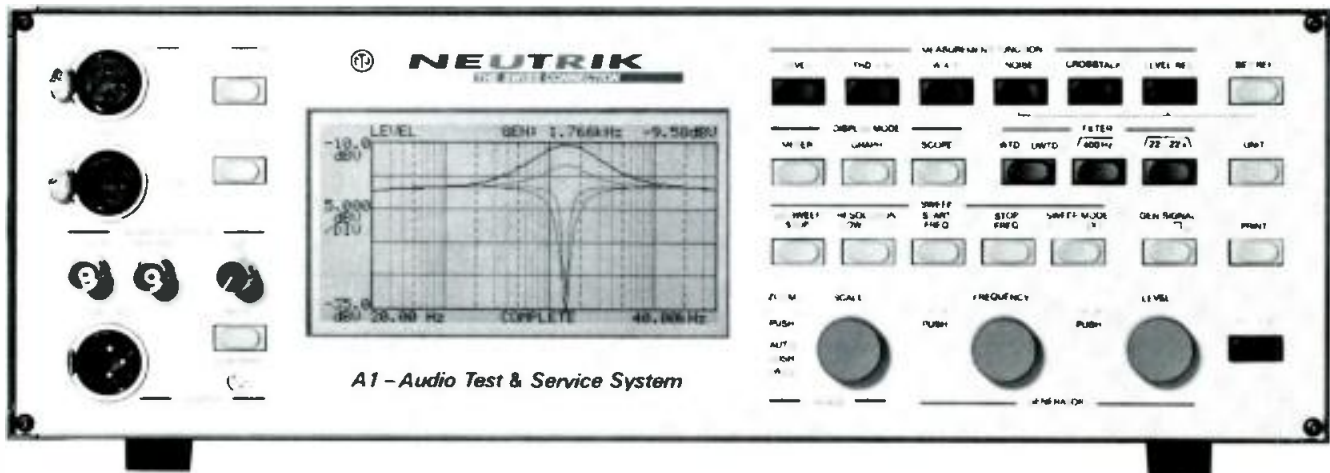
PROFESSIONAL AUDIO & TEST SERVICE SYSTEM

It contains a sweepable (internally and externally controlled) generator, analyser and oscilloscope.

It measures level, noise, crosstalk (in absolute or relative terms), Frequency, THD, Wow & Flutter, drift and noise all with reliability and cost efficiency.

The large backlit LCD shows single measurements numerically along with a horizontal bargraph. Response curves are shown in a graphical form. The selectable cursor allows you to display an X-Y coordinate of a response curve for in-depth analysis from either the LCD or a standard matrix, ink jet, or laser printer.

Options available are; RS232 interface with an easy to use menu-based software package and our new phase function (model A1P). This thoroughly user-friendly instrument is auto-ranging, -tuning, -nulling, -scaling, calibrating and replaces up to eight conventional instruments.



Call today for a demonstration!



NEUTRIK

CONNECTING THE WORLD

NEUTRIK AG
Liechtenstein
Tel 075/29666
Fax 075/25393

NEUTRIK USA INC.,
USA
Tel 908/901-9488
Fax 908/901-9608

NEUTRIK Marketing Ltd.
United Kingdom
Tel +44/71/792 8188
Fax +44/71/792 8187

NEUTRIK Zürich AG
Switzerland
Tel 01/7340400
Fax 01/7343891

Circle (42) on Reply Card

A new approach to integrated post-production

By Skip Pizzi, technical editor

For several years, the ultimate incarnation of a digital post-production system has lurked just beyond the next bend. For many post facilities (especially those with an emphasis on the audio side), the fully integrated, fully automated, multiroom, digital audio and video production environment took the form of a holy techno-grail, pursued by many, approached by some, but truly claimed by none.

Now it seems that a few manufacturers are pulling within sight of this elusive goal, and the objective can at last become real for audio post. One such system is *Scenaria* from Solid State Logic.

The system combines a 38-channel, fully automated digital mixer with a 24-track random-access digital recorder. To this it adds full audio editing, and machine control for conventional VTRs. Although impressive, such an array of features is not unique in the highly competitive video post-production marketplace. What distinguishes *Scenaria* from other systems is the way it works with video, and how it integrates into a multiroom facility.

Video elements are stored on an in-board, random-access video recorder, and integrated to the system with an array of useful and exclusive control features. The instant access to storage that audio workstations have provided is now matched by instant access to synchronized video. Moreover, when audio is edited after prior mixing (to conform to late video edits, for example), auto-

mation data is automatically conformed to the edit, and remixing is not required. Audio and video of complete scenes can also be easily inserted or deleted, thereby simplifying the preparation of a program's alternate versions.

Automation covers gain, EQ/filters, pan, compression/limiting, delay and eight auxiliary send levels, operating in snapshot, dynamic (time-code-based) or combinational modes. Automated routing is also provided, handling AES/EBU digital audio, analog audio and RS-

minimized through the incorporation of magneto-optical work drives and the networking of additional off-line/prelay workstations (to which *Scenaria* serves as a mothership). Multiple *Scenaria* stations can also be networked.

Although not for the small budget, this system fulfills much of the promise of a truly integrated post-production system, providing remarkable speed, quality and organizational benefits. *Scenaria's* functional merging of a large and flexible digital mixer, random-access multitrack digital audio storage, extensive editing capabilities, comprehensive machine control, highly integrated random-access video storage, automated routing, and multi-user networking on a real world, reliable platform breaks new ground in post-production technology.

***This system fulfills
much of the
promise of a truly
integrated post-
production system.***

232/422 control channels.

The system incorporates virtual and hard control surfaces, with eight assignable moving faders for channel gain and banks of LED-encircled rotary pots for other functions. Alphanumeric LED title bars over faders and pot banks identify the track name/number to which each device is currently assigned.

The upload/download time problems that workstation users often confront are

Continued from page 52

future goal, but significant strides have brought this potential closer.

Babes in Toyland

The production suite of today may use technology from the personal computer industry. The idea of non-linear and linear editing is relatively new, especially in regard to the many ways this technology is executed. Many basic off-line systems based on a PC platform use integrated proprietary software and codes, but the menus and features emulate typical CMX styles of editing. More advanced systems offer non-linear-based functionality, where editing is done by the cut, copy and paste methodology.

Newer systems offer enhanced video resolutions to 720x480 pixels. The obvi-

ous advantages are that these systems offer full 30-frame capability and random-access to 24 hours of source footage via optical disk. Numerous manufacturers include the ability to link digital audio multitrack hard disk recorders to the system. Immediate benefits are multitrack operation, EDL upload and download capability, real time punch-in, overdubs and track copying and sweetening in the digital domain. For spot or feature work, there is the benefit of storing large amounts of sound effects that can be cataloged and brought up and placed in real time.

Another new front is the desktop video production studio. One company offers a total system package in an EISA PC capable of A/B/C roll, 4:2:2 digital video effects and digital audio mixing, starting at

approximately \$10,000. This type of system offers multilevel mix effects and transitions to five layers of video and graphics simultaneously. The system may include three 2-D DVE channels, luminance and chroma-keyers, 32-bit graphics with alpha channel, titling, soft graphics and title keyers, three TBCs and complete VTR machine control, as well as a 6-channel stereo digital audio mixer.

Editor's note: An example of the new breed of sophisticated production suite equipment is described in the related article, "A New Approach to Integrated Post-Production," above.

➤ *For more information on production suite systems, circle Reader Service Number 303.* ■

SAMPLE RATE SHIFTING MADE EASY.



**Introducing the NV4448 Digital Audio Sample Rate Converter
with the power to shift smoothly between rates from
32 kHz to 50 kHz.**

The NV4448 gives you 24 bit processing power to meet any professional audio application. All digital format and rate conversion between AES/EBU, SDIF and SPDIF machines in a compact 1 RU package.

Let our technology leadership give you the highest performance you can buy at a price you can afford. See our extensive line of digital audio products at NAB.

N VISION™

NVision, Inc. P.O. Box 1658 Nevada City, CA 95959 (916) 265-1000 FAX: (916) 265-1010

Circle (40) on Reply Card

Station to Station

TTU-60 multiplex conversion

By Steve A. Rowell



If you own an RCA TTU-60 transmitter that was purchased without the klystron patching option, it was designed to work only one way. The visual output is a combination of two 30kW klystron final amplifiers, and the aural is a single 30kW klystron amplifier. If one of the three tubes fails during prime time, changing the tube will cost you viewers and air time.

With planning and a little RF work, you can modify the transmitter to work as a single-ended 24kW transmitter.

Redundancy is the reason

Most transmitter sites have redundancy — two microwave transmitters, two microwave receivers, two exciters and even backup IPAs. If you have a TTU-60, that's where the backup ends. No provision has been made for the failure of a tube except to change it. With the loss of one visual tube, the transmitter will continue to work at one-quarter power. The reject loads were originally rated to allow this operation, but it puts them at their maximum

rating. Aging, contaminated oil or fatigue could cause them to fail under these conditions.

If the aural tube fails, there is a provision to divert the aural drive to the second visual amplifier. However, it is not possible without RF patching.

Start with the RF

The RF modification is simple, but adapting it to your site may take some planning. Break the two connections to the input of the combiner or diplexer, bring those connections to a patch panel, and then make a single run to the output patch panel so that either of the two visual tubes can be put directly into the antenna. The installation will require one 4-port 6¹/₈-inch patch panel, one 7-port 3¹/₈-inch patch panel, and enough line and elbows to complete the installation.

When planning, be careful to maintain the quarter-wave relationship that exists between the two visual tubes. This is done by keeping the new lines of equal length.

Run multiplexed

After the installation of the RF system,

the transmitter can be brought up in a multiplex mode. First, configure the exciter to run multiplexed, by which it adds the aural carrier to the visual carrier. Second, lower the drive to the transmitter so that the single tube used in this configuration will come up at 80% power. Third, pull the shorting bars on the two tubes not in use. Finally, change the 3¹/₈-inch patch to put the working tube on the air and change the 6¹/₈-inch patch to put the same tube into the antenna input.

This sounds like a lot of work, but it will allow you to return to 40% power quickly. The only other alternative is to leave the air and change a klystron, which takes from one to three hours.

A few precautions

When a transmitter is run in the multiplexed mode, it may create intermodulation products in the transmission. Holding the power level to 80% of the single-tube amplifier output and maintaining the visual-to-aural ratio will cut down on these unwanted signals. The SAW filter will attenuate the skirts, but there will be no RF system to minimize harmonics.

Rowell is assistant chief engineer at WOFL-TV, Lake Mary, FL.

RUNNING OUT OF RACK SPACE?

1³/₄" PANEL HEIGHT — SERIAL CODE OUTPUT, FOR DRIVING SLAVES

CLOCKS



TIMERS

ES362 AP — UP/DOWN TIMER \$465
ES192AP/194AP—12/24 HOUR CLOCK \$305 • ES520P—60 MINUTE TIMER \$224



PRACTICAL SOLUTIONS SINCE 1971 142 SIERRA ST., EL SEGUNDO, CA 90245 • (310) 322-2136

Circle (60) on Reply Card



Nature has its own
professionals of
sound and vision.



The wonders of sound and vision found in nature are hard to reproduce. In fact, if anyone has come close it's EEV.

Whatever your broadcast requirements, you'll find EEV has the technology to match. High-efficiency UHF Television Klystrons from 5kW to 70kW for Television Transmitters. A range of Broadcast Tetrodes and Vacuum Capacitors for AM and FM transmitters, and Leddicon® camera tubes to fit virtually every broadcast color camera available today.

Our experience is the key to technological leadership. Our manufacturing know-how ensures the highest quality and reliability. Above all, our professional dedication to our customers' needs makes us the natural choice of broadcasters the world over.

® Leddicon is the Registered Trade Mark of EEV Lead Oxide Camera Tubes.

EEV



Technology for the Broadcast Industry

USA: EEV Inc, 4 Westchester Plaza, Elmsford, NY 10523 Telephone: (914) 592 6050 or 'Toll Free' 1-800-DIAL EEV Telex: 6818096 Fax: (914) 682 8922

CANADA: EEV Canada Ltd, 67 Westmore Drive, Rexdale, Ontario M9V 3Y6, Telephone: (416) 745 9494 Telex 06 989363 Fax: (416) 745 0618

UK: EEV, Waterhouse Lane, Chelmsford, Essex CM1 2QU, England, Telephone: (0245) 493493 Telex: 99103 Fax: (0245) 492492

Subsidiary of the General Electric Company plc of England. **S&C**

Circle (49) on Reply Card

See us at SBE, San Jose Booth 523

Although these spurs will not noticeably degrade picture or sound, they may create excessive harmonic radiation. Spurs also may be generated by the combination of visual and aural signals. Spurious signals are most likely to occur at 4.50MHz and 3.58MHz below the visual carrier, and 7.16MHz and 9.00MHz above

the visual carrier.

These signals may create interference on channels near your coverage area. Therefore, it is wise to examine the RF feed to the antenna, noting any harmonics that exceed -60dB. If any are found, the licensee should request authority from the FCC to continue operation.

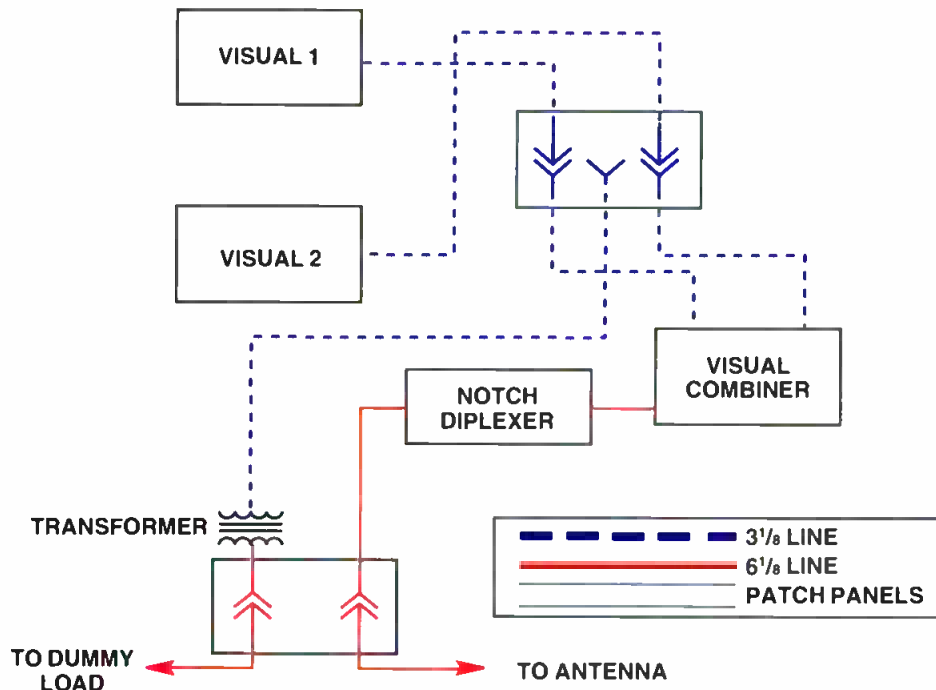


Figure 1. Completed modification will provide this routing. Either visual tube can now be put directly into the antenna.

Added features

One benefit of this arrangement is the single testing of each amplifier. Each tube can be run single-ended into the dummy load. This will allow you to tune each tube separately and calibrate each cavity output power meter to reflect the actual power produced by the tube.

The ability to bypass your RF combining and filtering networks and still stay on the air is another advantage of this modification.

Cost vs. need

This project involves the purchase of two patch panels, RF plumbing and labor, all of which can add up to approximately \$26,000. This investment allows you to return to the air (at 40% power) within 20 minutes after a tube failure. In a market where cable penetration is extensive, 40% power may cover the ADI and deliver an acceptable signal to most of the cable systems. Most importantly, this system gives the engineering staff time to think. Once you determine that a tube needs replacement, you can immediately return to the air, and then make plans to order a new tube or install a spare one at the most convenient and appropriate time.


Editor's note: The modifications listed in the article represent the opinions of the author, and are not necessarily endorsed by Broadcast Engineering magazine or the manufacturer.

Coaxial Cable Stripper

FOR CANARE 75Ω BNC CRIMP PLUGS



15 Second Quick



MODEL SELECTION		
Model	CANARE Cable	Others
TS-4C	LV-61S	RG-59B/U
TS-5C	LV-77S	8281

CANARE

511 5th ST., UNIT G SAN FERNANDO, CA 91340
PHONE: (818) 365-2446 FAX: (818) 365-0479

Circle (55) on Reply Card



ProSPEC pyramids.

Cost effective acoustical foam treatment.

- Seamless installation
- Distinctive look
- Easy installation

Find out how ProSPEC Pyramids can work for you.

Free Acoustical Information Packet!

illbruck

SONEX Acoustical Products Division
3800 Washington Avenue North
Minneapolis, MN 55412

1-800-662-0032

Circle (56) on Reply Card

Wireless cuing has come a long way!



Joshua Weisberg (left) and Peter Scharff of Scharff/Weisberg in Green Turtle Studios, New York, New York

Introducing the IFB-12 from Vega Wireless

Vega's new wireless Interrupt Fold Back system, the IFB-12, is today's means of talent cuing in the studio, in the field, or wherever else you require simplex communications to a virtually undetectable miniature receiver. The system operates in the 174-216 MHz VHF high band and utilizes companding to make this the best sounding wireless IFB system on the market.

Fifty milliwatts of RF power from the RMT-10 base-station

transmitter, and remote antenna capability, allow full studio coverage using the dual-channel, crystal-controlled PL-2 miniature receivers. Audio-frequency shaping plus linear and ALC modes let you tailor the IFB-12's audio to meet your specific requirements.

The factory-matched system is available on any of more than 1600 stock frequencies and can be coordinated with any other wireless microphone systems you may be

operating. The PL-2 receiver's multiple RF and IF tuning stages and outstanding sensitivity and selectivity make the IFB-12 *the* wireless talent cuing system for the professional.

Call our toll-free 24-hour Fax-Back system at 1-800-274-2017 for instant technical information, or call our toll-free main number at 800-877-1771 for technical support. Vega wireless...the choice of professionals the world over.

VEGA

a MARK IV company

9900 East Baldwin Place • El Monte, California 91731-2294
Telephone: (818) 442-0782 • Toll-Free: 800-877-1771
Fax: (818) 444-1342 • FaxBack: (818) 444-2017 / 800-274-2017



Circle (44) on Reply Card

New Products

Studio audio

By *Right Coast Recording*

- **LRM-2 monitors:** high-resolution systems with 2-way mid-field design; pentagonal graduated-density, low resonance enclosure reduces internal standing wave effects, edge diffraction.

Circle (394) on Reply Card

Audio editor enhancements

By *Solid State Logic*

- **SoundScreen software Ver. 4.1:** revision for digital audio-for-video editor; extended operation includes multiple input recording, audio clip hold, selective backup/restore to MO disks, serial VTR emulation.

- **SoundNet Ver. 2.0:** enhanced software for multi-user networking system; functions include Print a Directory, expanded off-line directory to 32 off-line MO disks; selective backup/restore for archive facility.

Circle (395) on Reply Card

Maintenance products

By *Tech Spray*

- **Envi-Ro-Tech products:** HFC-free sprays include the Duster (1671) and

Freeze Spray (1672); contains no chlorofluorocarbons in the spray propellant.

Circle (396) on Reply Card

Digital audio product

By *WavePhor*

- **AUDIO 2000:** 4:1 digital audio compression system with dynamic encoding process; converts two channels of analog stereo audio to digital datastream; 20kHz bandwidth with 352kHz clock rate; requires 25% of transmission bandwidth normally required; models available for 15kHz, 7.5kHz and 3kHz channel requirements.



Circle (402) on Reply Card

Data reference

By *WEKA*

- **Modern IC Databook:** 1,000-page, loose-leaf reference contains extensive

substitution lists of equivalent ICs; data sheets for devices with index by function and part number.

Circle (403) on Reply Card

Audio processor

By *NTP Elektronik A/S*

- **Type 179-500:** adaptive pre-emphasis limiter with de-esser function; retains high subjective audio level with minimal coloration of the program material.

- **Type 477-500:** digital true peak program meter (PPM); mode display combines familiar analog type PPM indication using 10ms integration time with digital peak level meter like DAT systems using zero integration time.

Circle (387) on Reply Card

Specialized camera support


By *Optical & Textile Ltd./OpTex*

- **Poolside tracking system:** combines Panther dolly with OpTex Radamec-EPO remote head; permits camera operator to track action above, at and below water surface; motorized center column, Sony CCD camera and periscope with 4:1 zoom facility operable from 75m distance.

Circle (388) on Reply Card

SIERRA VIDEO SYSTEMS ...

When it comes to your router, you don't want to be left in the dark!



The **NEW** Sixteen Sixteen router from Sierra Video Systems!

Turn on the lights and ask your favorite dealer about Sierra's new *Sixteen Sixteen* series of low-cost 16x16 video and audio routers. In component or composite models, these cost-effective systems are like a beacon in a storm!



... you can see the difference!

SIERRA VIDEO SYSTEMS • P.O. BOX 2462 • GRASS VALLEY, CA 95945 • USA
Telephone: (916) 273-9331 Facsimilie: (916) 273-9390

Circle (41) on Reply Card

Totally in sync with your needs.



Sony PCM-7000 Series Time Code DAT Recorders

Film and video professionals agree that DAT is rapidly replacing 1/4" analog tape as the standard audio interchange format—it's faster, smaller, more economical and provides superior sound quality.

And now the leader in DAT technology brings you the PCM-7000 Series, professional DAT recorders that offer time code recording and sophisticated serial control for the most advanced electronic editing.

Whether you're involved in video post production under editor control, audio sweetening configured with built-in chase synchronization or on-air broadcasting requiring instant-start and variable-speed playback, the PCM-7000 Series DAT recorders will keep you totally in sync. For more information, call the Sony Professional Audio Group at 1-800-635-SONY, ext. 7050.

SONY

Reference material

By Perma Power Electronics

• **"Guide to Power Protection:"** 8-page catalog includes discussion of power problems, solutions; covers surge suppression, voltage regulation, UPS systems.

Circle (393) on Reply Card

Titler enhancements

By AVS Broadcast

• **PC Utopia:** titler with link to a PC for live updating of data, creation of additional text; designed for sports scores, election returns, rapidly changing program text; full FloatingPoint facilities include designing event-specific template pages.

• **601 Option:** digital output and key signal; provides direct feeds digital mixers in all-digital edit suites; integral digital keyer inserts overlay titles on digital backgrounds.

• **Basys interface:** for Newsroom network; implements fast-moving text changes for live news.

Circle (358) on Reply Card

Portable lighting

By Broadcast Marketing International

• **Kobold ENG 200:** compact lighting kit;

30V battery belt or 110VAC supply; light can be hand-held, attached to camera or light stand; dimmer control varies output by 50%; 8:1 spot:flood ratio.

Circle (362) on Reply Card

Power conditioning

By Best Power Technology

• **Citadel systems:** ferroresonant power conditioning products for 110VA to 1.8kVA loads; full-range voltage regulation; noise and harmonic filtering; 250:1 attenuation protects against lightning, spikes, surges.



Circle (360) on Reply Card

SMT maintenance

By Pat Dooley Company

• **PD-900 desoldering tool:** for through-hole and surface-mount applications; conforms to ESD standards; usable with all size SMT devices; available with air-operated vacuum pump or portable electric motor pump.

Circle (392) on Reply Card

RF measurement equipment

By Bird Electronic Corporation

• **4304A THRULINE:** broadband, directional wattmeter; single-element measures 5W to 500W levels of signals from 25MHz to 1GHz; $\pm 7\%$ of full scale accuracy to 800MHz; forward and reflected indications; supplied UHF connectors may be changed to N, TNC, BNC and others.

Circle (361) on Reply Card

FO distribution

By FOCS

• **PDRS Premise Distribution Rack System:** interconnection, patching equipment for up to 72 fiber-optic conductors; supports all standard connectors; for 19- or 23-inch relay racks.

Circle (369) on Reply Card

GREAT PICTURES DESERVE GREAT SOUND

In digital video and film editing, the aim is to be "picture perfect." And yet that's only part of the story. To fully complement your images, you need the best digital audio.

For years, the world's top CD mastering and recording professionals have benefitted from Apogee conversion technology...and now film and video professionals can too. Apogee's AD-500 is a stand alone converter that truly stands alone. In addition to providing superior A/D conversion, the AD-500 is the only converter of its kind that syncs to video.

Whatever your application, the Apogee AD-500 has a lock.

- ▲ Syncs with D1, D2, D3 and HDTV systems.
- ▲ Syncs to NTSC, PAL and 60 Hz Video, while outputting 32, 44.056, 44.1, 47.95, and 48 KHz sample rates.
- ▲ Syncs to AES/EBU, S/PDIF and Word Clock inputs.
- ▲ Sync input can be shifted up or down by 0.1% (1.001) (for instance, can output 44.1 KHz locked to 44.056 KHz sync input.)
- ▲ Outputs AES/EBU, S/PDIF, Optical and Word Sync.
- ▲ Genlocks Digital Audio Consoles and Workstations.

The Apogee AD-500. For picture perfect sound.



For more information, please contact

APOGEE ELECTRONICS CORP.

3145 Donald Douglas Loop South
Santa Monica, CA 90405
Tel. (310) 915-1000, Fax (310) 391-6262

Circle (20) on Reply Card

ROSS.



... fills another hole in the switcher market.

You need to handle more than 10 inputs but don't want to give up the space or budget for a large 16 input switcher . . .

Ross has the solution.

... the compact, 16 input, reasonably priced, model RVS 216A.



- the production power of 6 more video inputs than any other compact switcher on the market today
- the flexibility of a true Multi-Level effects system
- 12 Event Memory
- Serial Interface to a wide range of editing systems
- Wipe to Downstream Key with full fader control
- Linear Downstream Keys
- a compact, cost effective package ... priced to fit your budget
- 3 year warranty

RVS 216A 

SMPTE Booth #321

Ross Video Limited, P.O. Box 220, 8 John St., Iroquois, Ont., Canada K0E 1K0 Phone (613) 652-4886 Fax (613) 652-4425
Ross Video Inc., P.O. Box 880, Ogdensburg, New York, U.S.A. 13669 0880

Circle (57) on Reply Card

Industry Briefs

BUSINESS SCENE

Dynatech Video Group, Madison, WI, held its first Dynatech Digital Seminar July 30-31 at Magno's Video Stage in New York.

The seminar, the first in an ongoing series of such events, was designed to help keep the film and TV production professional up-to-date on the latest developments in digital technology.

Roland Pro Audio/Video, Los Angeles, has sold a DM-80 multitrack hard disk recorder to WQCD-FM, New York.

Broadcast Electronics, Quincy, IL, was awarded a contract by National Transcommunications, Winchester, England, to supply all of the high-power FM transmitters to the United Kingdom's first national commercial radio network.

Vega, El Monte, CA, delivered more than 25 UHF wireless systems to NBC, New York, for use at the Summer Olympics in Barcelona, Spain.

Pinnacle Systems' (Los Gatos, CA) DVEator was used to perform 3-D transi-

tions between live and prerecorded footage at the 27th annual Academy of Country Music Awards, April 29.

Vinten Broadcast, Towaco, NJ, has installed a Microswift TV camera robotic system at WRGB-TV, Schenectady, NY, which is the oldest TV station in the United States.

GEC-Marconi, Chelmsford, England, has received an order from the BBC, London, for four solid-state UHF TV transmitters.

In addition, Nozema, the Dutch-based company responsible for supplying TV transmitters in the Netherlands, has purchased a solid-state UHF TV transmitter.

Louth Automation, Menlo Park, CA, has secured a contract to provide Fox Tape, a division of Fox, with an ADC-100 automation system.

Solid State Logic (SSL), Oxford, England, has installed two ScreenSound digital audio-for-video editing/mixing systems at The Mix Place, New York.

SSL has also received orders for Scenar-

ia, a complete digital soundtrack production system, from Producer's Color, Detroit; Avenue Edit, Chicago; Saunders & Gordon, London; the Tape Gallery, London; Voss AG, Dusseldorf; and four facilities in Japan.

Sony, Montvale, NJ, has received an order from DRDO-TV, Colorado Springs, CO, for 10 DVR 20 D-2 composite digital videotape recorders.

Quantel, Darien, CT, has delivered two Picturebox Twin and one Picturebox Single still-store systems to KOMO-TV 4, Seattle.

Symetrix, Seattle, has sold a 572 SPL computer to Muzak for installation at the Moreno Valley Mall, Riverside, CA.

In addition, producer Brian Ahern has added a Symetrix 564E quad expander gate to his Enactron remote truck.

Benchmark, Syracuse, NY, has delivered 500 mono DAs to ABC, New York, to help ABC rebuild Central Switching, the heart of its network production hub in Manhattan.



SAS 32000 Series Switching & Mixing Systems New CPI-80 & APC-88 console mount controls!

The 32000 System features Advanced Multi-Processor Architecture, full Unlimited Summing capability, Dual redundant Power Supplies, High Density Central Matrix, +28dBu Max. IN/OUT, PC interface, >114dB Dynamic range, and more. The new Console Control Panels provide full alpha-numeric control with "assignable" "Hot Punch" buttons.

- 8-character Alpha-numeric display
- 8-Programmable "Hot Punch" pushbuttons
- Rotary Encoder for Source Selection

**Celebrating our 5th year of
Providing High-Quality Audio
Products.**

For more information contact:
Sierra Automated Systems & Engineering Corp.
2112N. Glenoaks Blvd., Burbank, CA 91504
Tel: 818-840-6749 Fax: 818-840-6751

Distributed by:
RAM Broadcasting Systems Inc.
P.O. Box 3100, Barrington, IL 60011-3100
Tel: 800-779-7575 Fax: 708-382-8818



Circle (66) on Reply Card



D100 NTSC DECODER



**A HIGH END DECODER
WITHOUT THE HIGH END
PRICE TAG**

\$4950⁰⁰

- 5 MHz bandwidth
- 36 db subcarrier rejection
- 8 bit digital, adaptive comb filter
- NTSC and YC inputs
- RGBS, Y/R-Y/B-Y, YC outputs
- Pinnable sync on RGB outputs
- Digital control with recall
- Programmable filter weighting
- Optional remote control panel

broadcast video systems ltd.

40 West Wilmot St., Richmond Hill, Ontario L4B 1H8
Telephone: (416) 764-1584 Fax: (416) 764-7438

Circle (51) on Reply Card

S H A R P T H I N K I N G

AWARD-WINNING COPIERS THAT ARE #1 IN CUSTOMER SATISFACTION.

Today, customer satisfaction means more than productivity and reliability. It means cost-effectiveness. That's why you need Sharp Thinking.

Sharp Thinking created the high-speed, high-volume SD-2075 Master Series Copier/Duplicator. An advanced technology package that's winning Industry and customer raves for excellence.

The SD-2075 does it all for less, giving you the most-wanted features as standard. It produces high-quality documents at 75 copies per minute, and masters the largest, most complex jobs — sorting, finishing, computer fanfolds, report covers and much more. That's Sharp Thinking.

It's behind every Sharp copier. So if you're looking for high value in a high-volume copier, start thinking Sharp. For more information call:

1-800-BE-SHARP



© 1992 Sharp Electronics Corporation.

SHARP
FROM SHARP MINDS
COME SHARP PRODUCTS™

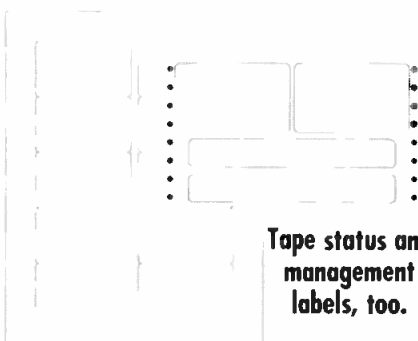
BANKING SYSTEMS • CALCULATORS • CASH REGISTERS • COLOR SCANNERS • COMPUTERS • COPIERS • FACSIMILE • LASER PRINTERS • TYPEWRITERS • WIZARD® ORGANIZERS

Circle (58) on Reply Card

www.americanradiohistory.com

Labels

The largest selection of video and audio cassette labels for laser and pin-fed printers. Available blank or custom printed with your company logo.



Tape status and management labels, too.

United Ad Label
has the labels you need.

Call (800) 423-4643
for information and brochure.



United Ad Label Co., Inc.
P.O. Box 2216
Brea, CA 92622-2216

Circle (52) on Reply Card

Shure Brothers, Evanston, IL, has been named as a finalist in the Rochester Institute of Technology/USA Today Quality Cup Competition for Individuals and Teams.

A 10-person team involved in the manufacturing of Shure's world standard SM57 and SM58 microphones was selected as one of 16 finalists from a field of 432 entries.

In addition, Shure received the International Television Association 1992 Technical Achievement Award for its FP410 portable automatic mixer.

VGV has relocated its headquarters. The address is 2400 N.E. Waldo Road, Gainesville, FL 32609; phone 904-372-0270; fax 904-378-5320.

Video Solutions, Wakefield, MA, has taken on product responsibility in New York City and upstate New York for Florida Systems, Colorgraphics, Dynatech, Delta Products and Complex Systems.

Television Technology Corporation (TTC), Louisville, CO, was listed in the top 20 of the Rocky Mountain News 1992 Top 100 Colorado Companies. TTC received the Most Improved Award for climbing 75

spots from number 94 in 1991 to number 19 in 1992.

Vinten Broadcast has relocated its southern sales office. The address is 10208 N.W. 47th St., Sunrise, FL 33351; phone 305-572-4344; fax 305-572-4565.

Microwave Radio Corporation (MRC), Chelmsford, MA, has opened a European sales office in Hitchin, Hertfordshire, United Kingdom.

Cycle Sat, Forest City, IA, has opened an office and service center in Chicago. The address is Suite 2025, 541 N. Fairbanks Court, Chicago, IL 60611; phone 312-670-5100; fax 312-670-0008.

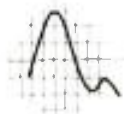
Comark's (Colmar, PA) 60kW IOT-equipped UHF transmitter has been chosen by the FCC Advisory Committee on Advanced Television Service and the Field Testing Task Force of the Systems Subcommittee Test and Evaluation Working Party for the field test project for use in the HDTV test facility under development.

Lindquist Robinson Marketing, Nyack, NY, has been named as the advertising agency for Rosco Laboratories.

We understand
the kind of service
you need,
it's called...

“BEFOREnAFTER”

Service that begins by matching
the right product to fit your needs.
And, goes right on working
to keep you satisfied
after we deliver.



ANTENNA CONCEPTS, INC.

3234 Saddlehill Court, Placerville, CA 95667
916-621-2015—FAX 916-622-3274

See us SBE, San Jose, CA—Oct. 15 to 17—#233

Circle (68) on Reply Card



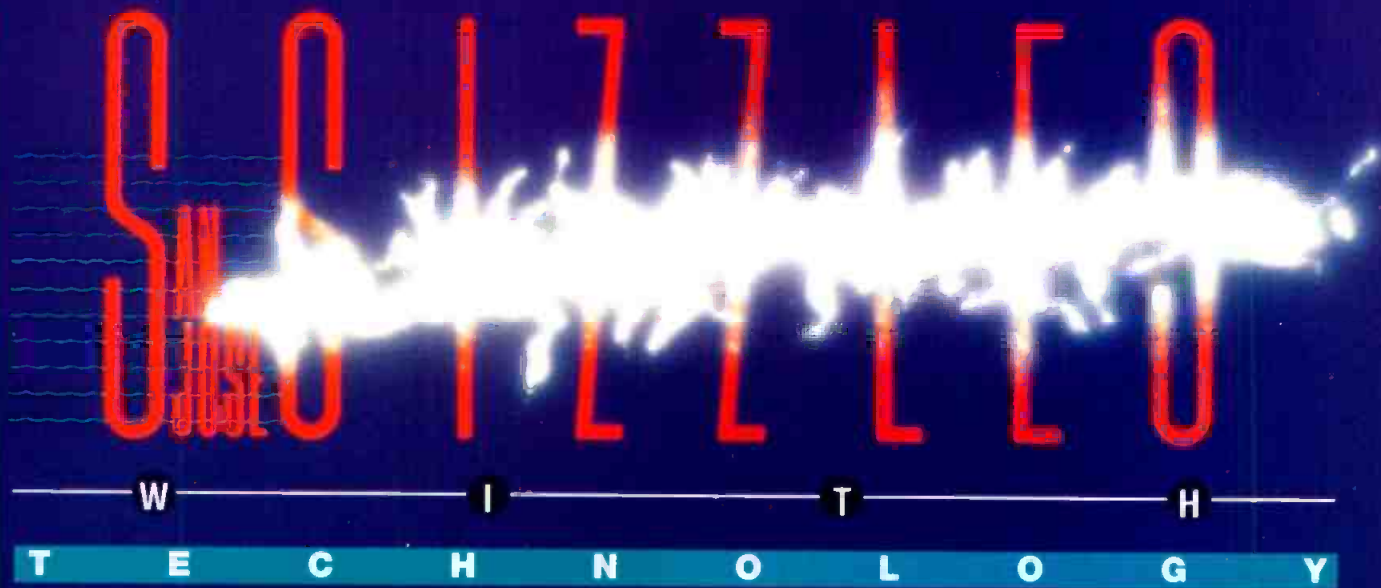
**JOYSTICKS &
TRACKBALLS**
For the OEM

Complete line of precision low profile designs with optional features to suit most requirements. Both panel mount and desk-top models available.

- Competitive Prices
- American Made Quality

CH PRODUCTS
970 Park Center Drive
Vista, CA 92083
619-598-2518

Circle (69) on Reply Card



SBE National Convention and Broadcast Engineering Conference

SBE 92': PLUG INTO YOUR FUTURE

SBE National
Convention and
**Broadcast
Engineering**
Conference October
14-17, San Jose.

Join the Society of
Broadcast Engineers
in San Jose this Fall
and plug into the
future of Technology.
Keep up with the
rapid changes in the
professional audio/
video industry.

- Informative
seminars will
give you insight

into developing
technologies, and
what they mean
to the business of
broadcasting.

- Hands-on
workshops will
give you the
training you need
to be successful
today, and a
valuable part of
the team
tomorrow.
- A large exhibit floor
filled with the
latest in broad
cast products will
provide you the
opportunity to
consider new
equipment
purchases.

San Jose is the
capital of Silicon
Valley, a place where
the achievements of
today expand the
boundaries of
technology.

Become a leader in
the industry. Stay
ahead of the game.
Attend the SBE
National Convention
and **Broadcast
Engineering**
Conference in
San Jose.

For more information
call SBE at
317-253-0122.
Register early to
enjoy reduced rates.



Circle (67) on Reply Card

Classified

FOR SALE

TAPE ERASERS



garner

WHEN COST IS
IMPORTANT AND
QUALITY IS CRITICAL

1-800-228-0275

Erases all formats in
quantities of 1 to 1,000,000



4200 North 48th Street • Lincoln, NE 68504

Invest your Advertising Dollars
where your Prospects
Invest their Time...

**BROADCAST
ENGINEERING**

FOR SALE

BROADCAST COLOR SLIDE SCANNER by Nyltone. Demo Unit. New \$22,475. Special \$12,995. 317-935-1538. 8-92-21

TELECINE EQUIPMENT FR-35B, FR-16, 5 TP-66s, 2 TK-28s, TP-55, TP-6. Good condition. Contact Greg at Video Image. Fax 310-821-1012 Voice 310-822-8872. 9-92-11

MISC. POST PRODUCTION EQUIPMENT: G-P 612 AUDIO, Calaway c2's, GVG-NEC DVE's, E-Flex, and much more. Call or Fax for equipment list. Contact Elizabeth at 213-463-7064/Fax 213-461-2561. 8-92-31

QUANTEL DPE-5000 PLUS 3 channels Digital Effects with Combiner, Rotator and Shot Box—Removed working from service. \$2,000.00 or best offer. Contact Greg at Video Image. Fax 310-821-1012 Voice 310-822-8872. 9-92-11

TUBES 4CX3000A, 833A, 4-1000A, 4CX1000D, and more. We carry large inventory, all major brands (EIMAC, AMPE-REX, RCA) Call Stew 1-800-842-1489. 1-91-tfn

BROADCAST EQUIPMENT RESALE NETWORK

A VAST SELECTION OF ITEMS LISTED...
MANUFACTURER & DEALER DEMO UNITS...

MULTIPLE LIQUIDATIONS & CLEARANCES...
NOW IS THE TIME TO BUY!!!!

REGIONAL SUPPORT - EXPERIENCED SALES
ENGINEERS - FAST ANSWERS - NEW, USED,
DEMONSTRATOR AND NEWLY INTRODUCED
PRODUCTS AVAILABLE...AND MOST IMPORTANTLY,
OUR CONCERN FOR TOTAL CUSTOMER
SATISFACTION! THE ONLY PRODUCT SUPPLIER
YOU SHOULD CONSIDER IS:

PROVID SUPPLY CORP.

Chicago (708) 670-PROS
St. Louis (314) 469-7297

FOR SALE

Coaxial Cable Strippers
Hand tools and motorized coax strippers



Western Electric Production Co.

714 492-4677

Renée Hambleton
Classified Advertising Manager
Broadcast Engineering
R-E-P—S&VC
Video Systems

9800 Metcalf (913) 967-1732
Overland Park, KS 66212-2215 FAX: (913) 967-1901

3-D GRAPHIC SYSTEM—BOSCH FGS-4500 "ELITE" with:
THREE 2 MEG MEMORY BOARDS, CDC 160 MBYTES
HARD DRIVE, CDC 20 MBYTES FIX/20 MBYTES REMOV-
ABLE HARD DISK, ALL THE SOFTWARE PLUS 50 BTS
FONTS, PIXELATOR AND SUN 3/50 WITH BTS
MODULER. ALL THE ETHERNET AND SERIAL CABLES.
WE HEAR OFFERS. CONTACT: RICARDO ANTILLANO/
MYRIAM CELIS. TLF. 58 2 951-79-22 58 2 951-60-29 FAX:
58 2 951-31-29. CARACAS-VENEZUELA. 8-92-21

RON BALONIS' BROADCAST ENGINEER'S COMPUTER
TOOLBOX? Write: COMPUTER TOOLBOX, 118 Rice
Street, Trucksville, PA 18708. Or, call it up: 1-717-696-1490.
9-92-11

(2) NOVASYNC's: (Frame Synchronizer) Brand new, used
once for rental, full warranties \$2950.00 each 617-784-1144.
9-92-11

FIELD SERVICE FOR TOWNSEND TRANSMITTERS, Gary
Kenny—BMA, Inc. SASE for parts list, P.O. Box 817, Ne-
osho, MO 64850. (417-451-1440). Townsend UHF Exciter,
tuned—\$10,000. Harris (visual only) UHF, tuned—\$5,000.
9-92-11

For Classified Advertising
or Professional Services information
Call Renée Hambleton at (913) 967-1732

PARALLEL INTERFACE FOR NEW SONY PVW and BTS PBC Betacam VTRs

LOW COST — \$400.00

DNF Industries (213) 650-5256

1032 N. Sweetzer Ave., #212, LA, CA 90069

LATE SUMMER DEALS

C-FORMAT
SONY BVH3100 & 2500 from \$22,000

BETA-SP
SONY BVW-70 from \$18,500

TBCs & FRAME SYNCs
FOR-A FA-420 & DIGITAL DPS-275 for \$3,100

EDITORS
SONY BVE-600 & 900 from \$3,000

PATCH PANELS
ADC PPV-II 0-TIME for \$900

4:2:2 SERIAL for \$225

MICOR VIDEO EQUIPMENT
CHICAGO 312 334 4300

CALL FOR A CATALOG

VITC TO LTC TRANSLATOR \$289

- Translates $\pm 10\times$ Play to Still
- Forward or bidirectional LTC Output
- Wideband LTC and VITC Inputs
- VITC/AUTO/LTC Output Select
- Edit VITC source tapes using LTC editing systems. Use VITC with anything that needs LTC: LTC readers, generators, window inserters, tape logging programs, audio synchronizers, SMPTE-MIDI equipment, etc.

For information call HORITA (714) 489-0240

HORITA

P.O. Box 3993,
Mission Viejo, CA 92690

Use BE
classified ads

NEW PANASONIC EQUIPMENT!
BROADCAST-PROFESSIONAL-
INDUSTRIAL
FANTASTIC PRICES—FULL WARRANTY
FACTORY AUTHORIZED TOP QUALITY!
ADVANCED VIDEO SYSTEMS
800-233-2430, 9am-7pm, M-F



VIDEO / AUDIO
Buy • Sell
Consign • Service
Over 3000 items
In inventory

1/2 inch recorders to digital
Burbank, CA 818/845-7000
New York, NY 212/268-8800

Classified

HELP WANTED

ASSISTANT CHIEF/TRANSMITTER ENGINEER needed for top 50 market UHF-TV station. General Class FCC license required, SBE Certification desirable. Knowledge of type "C" and Betacam videotape also desired. Full time position. EOE. If interested please send or FAX (804-399-3303) resume to WGNT-TV Channel 27. Attention: Margaret Jordan, 1318 Spartley Street, Portsmouth Virginia, 23704. or call 804-393-2501. 9-92-11

SR. BENCH TECHNICIAN Growing Telecommunications Company in Minneapolis area seeks a Sr. Bench Tech with 7-10 yrs. Experience in VHS, 3/4, Betacam, Tube & CCD Cameras, 1", D2, AUDIO, System Integration. Ability to troubleshoot to component level. Salary commensurate with experience. Full benefits package, travel-relocation included.

SYSTEMS ENGINEER Growing Telecommunications Company in Minneapolis area seeks a System Engineer. Should have 7-10 yrs. experience in RF, Video, Audio, Data. Ability to estimate, design, manage and coordinate installation of unique systems. People and service skills a must. Salary commensurate with experience and qualifications. Benefit package, travel-relocation included. Send resume and salary history to BE, P.O. Box 12901, Dept. 733, Overland Park, KS 66212 9-92-11

TV MAINTENANCE ENGINEER: Needed in Gulf Coast Vacation Market. Must be a highly motivated and versatile individual who is a team player. Must have 3-5 years experience repairing 3/4", M-2 1" tape equipment and other ENG and studio equipment. FCC General Class License required. Send resume to A. Dallas, WJHG-TV, P.O. Box 2349, Panama City, Florida. 32402 EOE. 9-92-21

TV MAINTENANCE ENGINEER opening in Upstate New York. Large facility loaded with state of the art equipment. Must be capable of troubleshooting studio equipment to the component level. Experience in maintaining digital and microprocessor-based equipment required. UHF experience a plus. Send resume to: WXXI Human Resources, P.O. Box 21, Rochester, NY 14601. EOE. 9-92-21



HEADLINE
NEWS

TELEVISION ENGINEERS

Turner Broadcasting System, the leading News, Sports and Entertainment system in satellite communications, has career opportunities for engineers with *broadcast maintenance* experience. These positions demand an extensive background in television engineering and at least two years of training in electronics technology. Turner Broadcasting System offers an excellent benefit and compensation program. Send resumes

to Jim Brown, Corp. Engineering
Turner Broadcasting System, Inc.
One CNN Center, Box 105366
Atlanta, Georgia 30348-5366

TBS is an equal opportunity employer.

SERVICES

TRANSMITTER TUBE REBUILDING SINCE 1941: 3CX2500, 4CX5000, 4CX15000 and many others. Write for details. FREELAND PRODUCTS INC., 75412 Hwy. 25, Covington, LA 70433. (504) 893-1243 or (800) 624-7626. 1-91-1fn

Fax your ad to 913-967-1901
Attn: Renée Hambleton
It's that EASY!

HELP WANTED

IN TOUCH MINISTRIES, AN EVANGELICAL CHRISTIAN Ministry, has an immediate opportunity for a TV Maintenance Engineer. The applicant must possess a BS in electrical engineering with communication emphasis, or a BS in electrical engineering technology, or equivalent experience. Must be able to troubleshoot equipment. Excellent benefits. Send resume and salary requirements to: In Touch Ministries, Inc. 777 W. Peachtree Street, NW, Atlanta, GA 30308/Attn: Ovie Sparks. 8-92-21

SAVE TIME

For fast, accurate service, please remove the Peel-Off Label (which is used to address your magazine) and affix it to the Reader Service Card, the Address Change Card, or to any correspondence you send us regarding your subscription.

TRAINING

FCC GENERAL CLASS LICENSE. Cassette recorded lessons with seminars in Washington, Newark, Philadelphia. Bob Johnson Telecommunications, Phone (213) 379-4461. 5-90-1fn

HELP WANTED

VIDEO ENGINEER. PROVIDE FULL-TIME DESIGN, equipment and engineering services for litigation video/graphic technology support co., including design, implementation and supervision of satellite-supported video facility for national and intl. conference, deposition and demonstrative evidence network, to include interactive computer controlled laser disk presentation system using bar coding. Must have either a Bachelors degree or equiv. in electronics or video engineering and 2 yr. high-level exp. supervising the development and implementation of satellite/microwave link/earth station systems, or 4 yr. exp. Must have demonstrated knowledge and abilities in intl. video and conversion standards, video project cost estimation and scheduling requirements, audio/video studio engineering systems, vidiplex and intra-bandwidth subcarrier applications, video compression & digital video and current state of the art in source, feed point, land circuit, satellite uplink and transponder technologies. Salary: \$63,600/yr. Send resume to Mr. Sinkler, 527 West 7th Street, Suite 506, Los Angeles, California 90014. 9-92-11

TELEVISION MAINTENANCE ENGINEER for public TV. Repair/adjust studio and/or transmitter equipment. Assist in construction of new equipment or the modification of existing facilities. Must demonstrate extensive knowledge in theory of operation of TV broadcast equipment. FCC Radiotelephone Operator License, General Class, or other certification and background in digital troubleshooting required. Resume to: Personnel, WMFE, 11510 East Colonial Drive, Orlando, FL 32817. Deadline 9/30/92. EOE. Minorities and women encouraged to apply. 9-92-11

EQUIPMENT WANTED

WANTED: USED VIDEO EQUIPMENT. Systems or components. **PRO VIDEO & FILM EQUIPMENT GROUP:** the largest USED equipment dealer in the U.S.A. (214) 869-0011. 4-91-1fn

Looking for a job?
Have something to sell?
Have a professional service to offer?
Put
**Broadcast
Engineering's
Classifieds**
to work for you!

- BE's total readership of over 72,000 . . .
- low, low rates of only \$1.50/word . . .
and
- magazine retention of over 1 year for longer exposure of your ad message

—means you get results
for a very small investment

Just send your classified ad to
Renée Hambleton, P. O. Box 12901,
Overland Park, KS 66282-2901, or FAX it to
913-967-1901. No pre-payment required.
FREE Typesetting.

Ad Index

	Page	Reader Service Number	Advertiser Hotline
*Denotes regional coverage			
*Abekas Video Systems	19	13	415-369-5111
Acrodyne Industries, Inc.	65	38	800-523-2596
ADC Telecommunications	49	28	800-726-4266
Ampex (AVSD)	40-41	24	415-367-2011
Ampex Recording Media	11	8	415-367-3809
Antenna Concepts	82	68	916-621-2015
Apogee Electronics	76	20	310-915-1000
Audio Precision	13	9	800-231-7350
Auditronics, Inc.	31	19	901-362-1350
Barco, Inc.	27	15	404-590-7900
Broadcast Video Systems Ltd.	80	51	416-764-1584
Canare Cable, Inc.	72	55	818-365-2446
Canon USA Broadcast Lens	37	22	201-816-2900
CH Products	82	69	619-598-2518
Cole Wire & Cable Co.	33	45	708-673-2210
Denon	21	14	201-575-7810
DPS	53	31	416-754-8090
Dolby Labs, Inc.	28	16	415-558-0200
EEV, Inc.	71	49	800-DIA-LEEV
ESE	70	60	310-322-2136
GEPCO	52	30	312-733-9555
Graham-Patten Systems, Inc.	62-63	37	800-422-6662
Ikegami Electronics, Inc.	32A-F	21	201-368-9171
illbruck	72	56	800-662-0032
Jampro Antennas, Inc.	30	18	916-383-1177
Leitch Video International	BC	2	800-231-9673
Logitek	33	46	713-782-4592
Maxell Corp. of America	55	32	800-533-2836
Midwest Audio	85	39	
Nesbit Systems	60	35	609-799-5071
Neutrik U.S.A.	67	42	908-901-9488
Nikon Electronics Imaging	5	5	800-NIKONUS
NVision, Inc.	69	40	916-265-1000
Odetics, Inc.	9	7	800-243-2001
*OMB Sistemas Electronicos	19	12	347-627-4537
Opamp Labs, Inc.	46	53	213-934-3566
Orban, Div. of AKG Acoustics	7.17	6.11	510-351-3500
Otari Corp.	3	10	415-341-5900
Panasonic Broadcast & TV	34-35		800-524-0864
Pesa America	IFC	1	205-880-0795
Pioneer RVR Division	15	4	201-327-6400
Queue Systems	46	59	818-895-8510
Radiation Systems	78	63	708-298-9420
Ross Video Ltd.	29,77	17,57	613-652-4886
Sennheiser Electronics Corp.	78	62	203-434-9190
Sharp Copier Division	81	58	
Shure Brothers, Inc.	1	3	800-25SHURE
Sierra Automated Systems	80	66	818-840-6749
Sierra Video Systems	74	41	916-273-9331
SBE	83	67	317-253-1640
Sony Business & Professional Group	24-25,75		800-635-SONY
Tascam	84	65	213-726-0303
Tektronix, Inc.	43	25	800-TEK-WIDE
Telex Communications, Inc.	56-57	33	800-828-6107
Television Technology Corp.	45	26	303-665-8000
The Austin Company	39	23	216-831-0110
Ultimatte	79	61	818-993-8007
United Ad Label Co., Inc.	82	52	800-423-4643
Utah Scientific	61	36	800-453-8782
Vega, A Mark IV Company	73	44	818-442-0782
The Winsted Corporation	50,51	29	800-447-2257
Zero Stantron Enclosures	59	34,50	800-821-0019
3M Pro Audio/Video Products	47	27	612-733-1959
360 Systems	76	43	818-342-3127

Advertising sales offices CLASSIFIED ADVERTISING OVERLAND PARK, KANSAS

Renee Hambleton, P.O. Box 12901, Overland Park, KS 66282.
913-967-1732

NEW YORK, NEW YORK

Gordon & Associates
210 President Street
Brooklyn, NY 11231
Telephone: (718) 802-0488
Fax: (718) 522-4751
Joanne Melton
Telephone: (212) 332-0628
Fax: (212) 332-0663
888 7th Avenue, 38th Floor
New York, NY 10106

CHICAGO, ILLINOIS

Vytas Urbanos
Telephone: (312) 435-2361
Fax: (312) 922-1408
55 East Jackson, Suite 1100
Chicago, IL 60604

SANTA MONICA, CALIFORNIA

Herbert A. Schiff
Telephone: (310) 393-9285
Jason Perlman
Telephone: (310) 458-9987
Kelly Daugherty
Telephone: (310) 451-8695
Schiff & Associates
501 Santa Monica Blvd, Ste. 401
Santa Monica, CA 90401
Fax: (310) 393-2381

OXFORD, ENGLAND

Richard Woolley
Interlec Publishing Corp.
Unit 3, Farm Business Centre,
Clifton Road, Deddington,
Oxford OX15 4TP England
Telephone: (0869) 38794
Fax: (0869) 38040, Telex: 837469 BES G

TOKYO, JAPAN

Mashy Yoshikawa
Orient Echo, Inc.
1101 Grand Maison
Shimomiyabi-Cho 2-18
Shinjuku-ku, Tokyo 162, Japan
Telephone: (03) 235-5961,
Fax: (03) 235-5852,
Telex: J-33376 MYORIENT

FREWVILLE, SOUTH AUSTRALIA

John Williamson/Hastwell
Williamson, Rep. Pty. Ltd.
109 Conyngham Street
Frewville 5063, South Australia
Phone: 799-522, Fax: 08 79 9522
Telex: AA87113 HANDM

Preview

October...

MANAGING TECHNOLOGY

• Annual Salary Survey

A review of the salaries paid to broadcast technical personnel.

• Software for Production Facility Management

In an effort to maximize profits, facilities need to keep their equipment and rooms as busy as possible.

• Video Facility Management Hardware

What do you get when you marry a broadcast monitor to a microprocessor?

• Making Money With Technology

In what has become an increasingly popular topic, we will show how to make money with technology.

• Contracting for Maintenance Services

The feature will show technical and business managers how to find qualified technical support and the advantages this approach offers.

• Studio Camera Update

A review of the technology used in modern studio cameras.

November...

9TH ANNUAL FACILITY MAINTENANCE REPORT

• User's Guide to Test Equipment

• Maintaining Digital Systems

A look at the new AES digital testing standard. The standard describes testing procedures and required equipment.

• Maintaining RF Systems

Keeping the transmitter and antenna system operating properly is crucial.

• Equipment Reliability Testing

With a decreasing amount of technical support, stations must make sure equipment operates reliably.

• Measuring Camera Performance

It's now possible to accurately and objectively measure the performance of video cameras.

• Timing Video Systems

All video systems rely on timing pulses to frame-synchronize their signals with other signals. The article will show how to adjust video equipment.

Total Recall.



More Memory Is Only One Reason Our 18-Input Switcher Is So Unforgettable.

With a 100-event memory — much more than any other switcher its size — our new PDG-418 has all the features of our popular Prodigy™ Plus lots more that you told us you wanted. Like a downstream keyer that can either be linked to the multi-level effects transition system or operated separately. An optional border generator for the downstream keyer. A key loop that allows key bus cut and fill to be looped through an external effects processor. Even a clean feed/third program video output that bypasses the downstream keyer and blanking processor. All of which makes our PDG-418 the best value around in a compact, affordable switcher. Call us today to find out more about the new PDG-418. Another American-made innovation from Videotek.

 **VIDEOTEK™**
First, we listen.

243 Shoemaker Road, Pottstown, PA 19464 1 (800) 800-5719 (215) 327-2292 Fax: (215) 327-9295

Prodigy is a trademark of Prodigy Services Company.

SWITCH



TO

HEDCO

If you need simple 4x1 switching or multilevel 32x32 routing, HEDCO has a range that fits. Whether it's mono, stereo, composite, component, new digital formats or RS-422, HEDCO has an answer. Manufactured to the highest standards, HEDCO gives you affordable choice, quality and performance.

Circle (2) on Reply Card



When you need a switcher.....switch to HEDCO

HEDCO

Leitch Incorporated / HEDCO, 920 Corporate Lane, Chesapeake, VA 23320, U.S.A. - Tel: (800) 231-9673 or (804) 548-2300 Fax: (804) 548-4088
Leitch Video International, Inc., 220 Duncan Mill Road. # 301, Don Mills, ON, Canada M3B 3J5 - Tel: (800) 387-0233 or (416) 445-9640 Fax: (416) 445-0595
Leitch Europe Limited, 24 Campbell Court, Bramley, Basingstoke, Hants., U.K. RG26 5EG - Tel: +44 (0) 256 880088 Fax: +44 (0) 256 880428