

Center
PR #8

BLOOMINGTON IN 47401
SERIALS DEPARTMENT
LIBRARY
INDIANA UNIVERSITY
DLG K DNC 777 X

Indiana University
AUG 3 1976

BROADCAST **engineering**

August, 1976/75 cents

ELECTION COVERAGE IDEAS

Page 24




Automatic Color Correction

Automation Measurements

NRBA Convention is Coming

REACH FOR MORE COVERAGE



with THE AM EXTENDER

When you're reaching for extra revenue in competitive AM markets, our Model 753 Modulation Monitor—the Extender—gives you an important competitive edge. It not only makes extremely accurate proof-of-performance measurements but, more importantly, it lets you modulate your transmitter to the maximum outer limits of coverage—in absolute confidence. Accuracy is better than 1%. The Model 753 is also fully adaptable for Automatic Transmission System (ATS) use, and has FCC Type-Approval No. 3-234.

What's more, by adding our optional Model 754 Preselector, you can quickly and accurately compare yourself to your competition. Thumbwheel switches let you pre-tune up to

four other AM stations. One of them can be yours. Then, at the push of a button, you can precisely monitor the modulation of the four selected stations, off-the-air.

Exclusive features of the Model 54 include: frequency synthesized digital readout of carrier frequency (optional) and a unique IF filter design that optimizes off-the-air monitoring.

Find out how The Extender can help you power your way to more coverage, additional revenue, while assuring full compliance. In Canada: Orange County Associates, Winnipeg, Manitoba.

SEE US AT NAB BOOTH NO. 233

TET TIME AND FREQUENCY TECHNOLOGY, INC.
3000 OLCOTT STREET, SANTA ANA, CA 92705 (408) 246-6365 TWX No. 910-338-0584

For More Details, Call 1-800-4-A-AM or Visit Us at www.americanradiohistory.com

Quality and service never
take a vacation at Videomax ...
even in summertime."

Indiana University
AUG 18 1976
Library

"That's right, Max,
we always work
even while the
Fat Cats play."

VIDEOMAX NOW REFURBISHES MORE KINDS OF QUAD HEADS THAN ANY OTHER COMPANY IN THE WORLD.

You now have a single source for refurbishing RCA High Band and Low Band video heads and the Ampex Mark III, Mark X and Mark XV heads. No other refurbisher works harder at satisfying a broader range of customer services than Videomax.



Videomax Corporation, An Orrox Company
3303 Scott Boulevard, Santa Clara, CA 95050
Phone: (408) 988-2000 Telex: 910-338-0554

SALES & SERVICE - New York: (212)947-8031, Los Angeles: (213)980-7927, Atlanta: (404)992-4490

For More Details Circle (10) on Reply Card

BROADCAST engineering.

The journal of the broadcast-communications industry

August, 1976 Volume 18,

- 24 **KWWL Revs Up Election Returns.** With a modest investment, this TV station designed a faster and more efficient method of reporting election returns. *Rodney Hughes.*
- 32 **Elections Mean Community Involvement.** Large or small staff, it does pay to get various local interest groups involved in reporting election returns. *Phil Whitney.*
- 36 **How To Win On Election Night.** Our Radio Workshop editor talks about ideas for reporting and handling elections. *Peter Burk.*
- 40 **Audio Automation Quality Control.** BE audio editor describes audio quality control tests that are easy to pull and that take up minimum time. *Dennis Ciapura.*
- 45 **San Francisco Will Be Radio City.** The National Radio Broadcasters Association will meet in September for their national radio conference. Exhibitors and hospitality suites are included.
- 48 **Eliminating The News Blues.** Manual and automatic color correction is discussed and at-station application examples are included. *Neil Sclater.*

About The Cover

Our theme this month is the upcoming elections. The photo was taken at KWWL-TV and the first of three articles begins on page 4. (Photo by Mike Jamieson)

Departments

Direct Current
Industry News
SBE Journal
Station-To-Station
People In The News
Blue Bananas
Zoom In
New Products
Ad Index
Classified Ads

EDITORIAL

Ronald N. Merrell, *Director*
Carl Babcoke, *Technical*
Pat Finnegan, *Maintenance*
Howard T. Head, *FCC Rules*
Robert A. Jones, *Facilities*
Walter Jung, *Solid State*

Peggy Brown, *Editorial Assistant*
H. G. Roesler, *Cartoonist*
Dudley Rose, *Graphic Designer*
Joe Roizen, *Video*
Peter Burk, *Radio Workshop*
Dennis Ciapura, *Audio Editor*

CIRCULATION

Evelyn Rogers, *Manager*

ADVERTISING

Mike Kreiter, *Director*
Gloria Parmenter, *Production*
Regional Advertising Sales Offices on Advertisers' Index page.



Broadcast Engineering is published monthly by Intertec Publishing Corp., 1014 Wyandot Street, Kansas City, Missouri 64105. Telephone: (913) 888-4664.

Broadcast Engineering is mailed free to selected persons engaged in commercial and educational radio and television broadcasting. Nonmember subscriptions in the U.S. are \$6.00 a year, \$10.00 two years, \$13.00 three years. Outside USA add \$1.00 per year to cover postage. Single copy rate 75 cents. Back issues available. Adjustments necessitated by subscription termination at single copy rate.

Controlled Circulation postage paid at Indianapolis, Indiana.




Robert E. Herzel, *District Manager*

INTERTEC PUBLISHING CORPORATION
Subsidiary of HOWARD W. SAMS & COMPANY

Copyright, 1976, Intertec Publishing Corp. All Rights Reserved. Material may not be reproduced or photocopied in any form without written permission of Publisher.

GRASS VALLEY GROUP



INTRODUCING...

Model 1600-7K Switching System With *Rotational* Wipe Transitions

Model 1600-7K is a 24-input, 8-output, production switcher with 3 mix/effects systems, plus program and preset buses with flip-flop mixing. Each mix/effects system provides both rotary and conventional wipe effects.

Several types of rotational transitions are possible, for example wipes which pivot about a fixed point to produce a clock, windshield wiper, or fan effect. The rotational feature can also be applied to many conventional patterns to produce either a rotational effect or a splitting effect. A square or a group of 4 squares can be made to rotate as they expand in size. Separation of the transition control

levers allows *independent* control of size and rotation. Soft wipe and bordered wipe operation is available with most rotary patterns.

Selection of a pivotal wipe is obtained by depressing a unique pattern button. Selection of the rotational mode (R) or splitting mode (S) for conventional patterns is achieved by first selecting the conventional pattern (e.g., a square), followed by operation of a "shift" key. A total of 54 patterns is available.

Model 1600-7K is also available in PAL and PAL-M versions. For additional information on the system, including a demonstration video tape, contact your nearest Grass Valley Group field office.

THE GRASS VALLEY GROUP, INC.

A TEKTRONIX COMPANY

Station Plaza East
GREAT NECK, NY 11021
(516) 487-1311

4419 Van Nuys Blvd, Ste 307
SHERMAN OAKS, CA 91403
(213) 990-6172

1644 Tullie Cir, NE
ATLANTA, GA 30329
(404) 634-0521

P.O. Box 482
MABANK, TX 75147
(214) 887-1181

810 W Bristol Street
ELKHART, IN 46514
(219) 264-0931

For More Details Circle (11) on Reply Card

DIRECT CURRENT FROM D. C.



August, 1976/By Howard T. Head and Harold L. Kassens

Radio "Freeze" Deluges Commission with Applications

A veritable avalanche of applications for new AM and FM radio stations and major improvements in existing stations was filed by the Commission's June 30 deadline establishing a "closed season" on the acceptance of such applications. During the month of June the Commission received 85 applications for new AM stations (plus 171 applications for major changes in existing stations); 109 new commercial FM stations (92 major changes); and 76 new educational FM stations (32 major changes).

With these applications added to similar applications already on file, the Commission now finds itself with a total of 1,287 applications either for new radio stations or for major changes in existing stations. If the Commission continues to dispose of these applications at the same rate as the past several months, the last application will have been disposed of shortly after 9:30 a.m. Monday, February 26, 1979.

The Commission is acutely aware of the problem of processing these applications, and is reorganizing its processing staff. Proposals under consideration include expanding the processing staff, simplifying processing procedures, or contracting the job of processing to organizations outside of government.

CATV Eyes Smaller Satellite Receive Dishes

The cable television industry is urging the Commission to permit cable systems to employ satellite receiving antenna dishes smaller than 10 meters in diameter in order to reduce the complexity and cost of terminals to be used with satellite distribution systems. The present envelope requirements can be met at the commonly-used down frequencies in the 4 GHz band only by employing diameters on the order of 10 meters. This dimension is established for several reasons, including the need for a narrow antenna beam to avoid overlapping into adjacent orbital slots, minimization of side lobes, improved signal-to-noise ratios, and reduction of foreground noise pickup.

Cable industry spokesmen have reported performance satisfactory from the cable system's standpoint using antenna diameters as small as three meters, and an economical transportable earth terminal with an antenna aperture of approximately this size was demonstrated to Congressional staffers in Washington last month.

(Continued on page 6)



Audio equipment that lives up to your format.

Any broadcast format can be enhanced by quality Sparta audio equipment. From 'Showcase' studio furniture groups to new Century II tape cart units, GT12 turntables and every audio item between, the values are evident with a glance at our literature.

Read the specifications of the new Models 3310 and 3410 10-mixer audio consoles, or the expandable, quad-capable Centurion Series consoles... both state-of-the-art mixers of great

flexibility, superb performance, and rugged handsomeness.

Sparta audio equipment in the control room, production studio or on remotes can fit your format. Perfectly.

You'll also find it worthwhile to inquire about Sparta transmitters (including both AM and FM solid state designs!)... Jampro FM and TV antennas...Schafer automation. The Cetec Broadcast Group family of equipment lines.



Cetec Broadcast Group

Castilian Drive, Goleta, California 93017
 Telephone: (805) 968-1561

 Name _____ Title _____
 Station _____
 Address _____
 City _____ State _____
 Phone _____
 mono stereo
 sp.aud. 8.76

For More Details Circle (12) on Reply Card

DIRECT CURRENT FROM D. C.

(Continued from page 4)

Congestion is already heavy in the 4 GHz band, which must be shared with terrestrial common carriers. The Commerce Department's Office of Telecommunications (OT) has urged increased experimentation in the 11 to 14 GHz and 18 to 30 GHz bands as the ultimate home for this type of service.

Commission Acts on UHF Improvement Proposal


The Commission has proposed to amend its rules governing UHF television receivers to require that any television receiver which is shipped with a permanently affixed VHF receiving antenna also have permanently affixed an effective UHF receiving antenna. Alternatively, the receiver could be shipped with neither antenna permanently connected.

The proposal was issued in response to a petition by a coalition of TV broadcast organizations led by the Council for UHF Broadcasting (CUB). Still awaiting Commission action is a companion proposal filed by CUB asking the Commission to reduce the permissible noise figure for UHF receivers below the presently permitted 18 dB above kTΔf (See Sept., 1975 D.C.)

Both of these steps urged by CUB are part of an extensive "Action Plan" aimed at improving the quality of UHF reception by various actions by both governmental and industrial entities. Emphasis is placed on improved reception, improved transmission and an educational program aimed at both the general public and television technicians.

SHORT CIRCUITS

The Commission has contracted with the Office of Telecommunications (OT) to study the feasibility of VHF television drop-ins at Knoxville, Tennessee and Evansville, Indiana...The Commission has amended the AM rules to make clear that static drains and lighting chokes are permitted in shunt across the tower beyond the antenna ammeter; but be sure there are no shunt tuning components beyond the ammeter...The UHF translator rules have been amended to permit multiple output amplifiers from a single translator to serve different communities...A master antenna television system operator in the West has been ordered to cease and desist from the operation of a system which was generating and radiating the second harmonic of an FM signal in the frequency limits of Channel 7...The Commission received "no acceptable bids" for its television "receiver of tomorrow" (See June, 1976 D.C.)...Class D Citizens Band interference in the 27 MHz band is giving fits to both the Commission and viewers attempting to watch TV Channels 2 and 5; meanwhile the Commission is pressing forward with plans to expand the citizens band from 23 to 40 or more channels, some of whose harmonics would also fall within TV Channel 6...The Commission has informed licensees that the use of "tone clusters" as an attention-getting device is an acceptable practice so long as the frequencies of the EBS tones are avoided.



**ON SEPTEMBER 11, 1975,
THIS WAS THE SECOND HALF OF
"THE HOLLYWOOD SQUARES!"**

On September 11, 1975, WTVF scooped all the Nashville news media with live, on-the-scene coverage of a riot in progress at Tennessee State Prison. They did it using some of the most advanced Electronic News Gathering (ENG) equipment available today. Equipment which included, not surprisingly, an ENG microwave system from the Communications Equipment Division of Microwave Associates.

We at MA's Communications Equipment Division pioneered in microwave systems for ENG applications and are now the only company making a complete line of equipment. Everything from miniature battery operated transmitters to portable van models to fixed location transmitter/receivers. And we not only make them, we also do site surveys, installation, training, and servicing — nationwide.

Small wonder we're now number one in microwave for ENG.

Microwave Associates, Communication Equipment Division, Burlington, MA 01803.
617-272-3000.



**MICROWAVE
ASSOCIATES**

For More Details Circle (13) on Reply Card

Commission Holds Line On Phone Programs

The Commission has denied the request of Quatro Productions requesting a waiver of the advance notice requirements pertaining to the broadcast of recorded telephone conversations.

(Section 73.1206 of the rules provides that when recording a telephone conversation for broadcast, the licensee shall inform the party to the call of his intention to broadcast the conversation.)

Quatro is an independent television program producer. It submitted a program format for a new television program to a national television network which would involve celebrities making telephone calls in which the party called is engaged in a conversation.

The viewer of the program would see and hear the celebrity making the call and would hear the conversation between the celebrity and the party called. The party called would not be given any notice before or during the conversation that the call is being taped for broadcast. When the conversation is terminated, however, a notice must be given that the conversation was part of a television program, if production personnel determine that the party called does not recognize that the party is so advised, his consent to broadcast the call would be sought and if consent is refused the tape would be erased and the party called would be provided with an affidavit to that effect.

Quatro said the spontaneity, which is the essence of the program, would be lost if advance notice of the ongoing recording is required.

The Commission noted that since Quatro is not a licensee, Section 73.1206 imposes no obligation on it. It said Quatro requested the waiver since the network and other broadcast licensees likely would not risk a violation of the rule by broadcasting the proposed program without it.

The Commission noted that even though a tape would be erased and not broadcast if the party called refused permission, the telephone conversation would already have been heard by the audience before whom the program was taped.

The Commission added that its actions have consistently stated that the production of programming by licensees must be subordinate to the public interest in protecting individuals from invasion of privacy and preserving their freedom from harassment or embarrassment.

It noted that this same policy is reflected in the common carrier tariffs which permit the use of devices for recording telephone conversations only when an automatic tone-warning (beep-tone) communicating parties accompanies the recording.



Finally, a lightweight (under 7 oz.) Portable SMPTE Time Code Generator

Our new miniature SMPTE Time Code Generator slips right into your portable VO 3800 VTR — and you don't have to go back to the studio for costly and time-consuming after-the-fact source identification processing.

Total weight — less than 7 oz. 9 volt D.C. battery operated. Full LED display. (Resettable.)

Peripheral equipment gives you finesse of SMPTE — even on a tight budget.

These units make excellent companions for an existing Datatron Control Track system you want to convert to SMPTE Time Code technology — or you can upgrade a basic SMPTE editing unit. They are all fully compatible with your current equipment and, also, with our new dual system Tempo 76.

Units are 1-3/4" high and fit standard 19" racks.

Check reader services card number listed below to receive details on:

New Portable SMPTE Time Code Generator (510 P) for use with portable VTRs. Mounts in VO 3800.

Code Generator (Model 5150) — Can be locked to station sync. Buffered parallel BCD time and status outputs.

Code Reader (Model 5250) — Reads code forward and reverse at speeds up to 60 times normal with no frame delay. Buffered parallel BCD time and status outputs. Automatic drop frame code direction.

Character Generator (Model 5450) 11 characters. Grey-to-black mask density. Adjustable character position and size. Compatible with 5150 or 5250.

Digital Dissolver (Model 5800) — Easy-to-program dissolves from 1 to 999 frames. Remote control available.

datatron, inc.

EDITING SYSTEMS DIVISION

1562 Reynolds Avenue • Irvine, California 92714
(714) 540-9330 • TWX 910-595-1589 • Cable RELIABLE

For More Details Circle (14) on Reply Card

CANON'S NEW P18X16B2* 'INSTANT CLOSEUP' LENSES HAVE TURNED WPIX'S YANKEE BROADCASTS INTO A WHOLE NEW BALLGAME". Otis Freeman

Vice President/Engineer, WPIX-TV

When WPIX, in New York
bought 5 of our new lenses
for their Yankee Stadium installa-
tion was the biggest news for
us since instant replay.

For a lot of reasons:
P18x16B2* lenses have
them access to all range ex-
periences. Because they don't have
to go through the director isn't
forced to cut away to another camera when he's already
at the best angle...and he needs to move in for a tight
close up.

The lenses also have automatic compensation
for different light levels, which means there's less to
worry about when the action down on the field is fast
and furious.



The fact that they've got the
best relative aperture in the busi-
ness is frosting on the cake.
P18x16B2 lenses can go from 16
to 216 millimeters without losing
aperture... where other lenses
are already falling off at 160
millimeters.

And to top it all off the ex-
treme wide angle of our new lens
gives WPIX the best panoramic shots they've ever
sent down the pipe

If all this sounds good to you, *seeing* what our new
lens can do is even better. No matter what kind of camera
you're using—or contemplating—call us to arrange a
demonstration.

*for 1 1/4"/30mm Plumbicon†. Also available: PV18x12B2 for 1"/25mm Plumbicon.

†TM N V Philips

Canon®

Canon U.S.A. Inc. Head Office, 10 Nevada Drive, Lake Success, N.Y. 11040 (516) 488-6700 • 140 Industrial Drive, Elmhurst, Ill. 60126 (312) 833-3070 •
123 Paularino Avenue East, Costa Mesa, Ca 92626 (714) 979-6000
Canon Optics & Business Machines, Canada, Ltd., 3245 American Drive, Mississauga, Ontario L4V 1B8, Can.
Canon Amsterdam N.V., Industrial Products Division De Boelelaan 8, Amsterdam, Netherlands



© 1976 Canon U.S.A. Inc.

Increase sharpness... improve camera sensitivity

For the sharpest image, the finest resolution, the best picture quality in your station's ADI, EEV's new 30mm Coaxial Leddicon® Camera Tube is the answer.

Features the fastest leading edge signal level rise and quickest trailing edge fall of any image tube now on the market. Patented coaxial design assures consistently accurate geometry and optimum registration no matter the tube orientation. RESULT... a noticeably superior picture quality even under the most difficult lighting conditions.


Direct replacement for most separate or integral mesh Plumbicon®, Vistacon or older Leddicon camera tubes.

Available with exclusive internal fixed or variable light bias in extended red, extended green, luminance, blue, green, red or monochrome types. Call or write today for details.

Leddicon is a registered trademark of English Electric Valve Company Ltd.

Plumbicon is a registered trademark of N. V. Philips of Holland

EEV NORTH AMERICA ENGLISH ELECTRIC VALVE NORTH AMERICA LTD.



1 American Drive • Cheektowaga, NY 14225
(716) 632-5871 • TWX: (710) 523-1862

67 Westmore Drive • Rexdale, Ontario M9V 3Y6
(416) 745-9494 • Telex: 06 965864

A member of the GEC-English Electric Group of Companies

For More Details Circle (16) on Reply Card

Industry News

Radio News Award Houston Station

Houston's KEYH has received a major award in the 1976 Associated Press Broadcast Radio News Competition for an investigative story. The award recognized KEYH's investigation and report of events that led to the suspension of Houston Police Captain Kenneth L. Nixon in November, 1975.

KEYH's award was in the largest metropolitan category for cities with more than 300,000 population. Presentation of the award was made recently at the organization's award luncheon at the Fort Brown Hotel, Brownsville, Texas.


Commission Eases On DA Designs

The Commission has amended its rules governing certain aspects of the design of directional antennas for AM stations to allow the antenna designer increased latitude in developing a radiation pattern meeting FCC allocation requirements. Many AM stations, in order to provide protection to other stations or to provide coverage in particular areas, employ directional antenna systems. The performance of directional antenna systems is predicted by mathematical calculations. In these calculations, the FCC's rules provide for various mathematical assumptions.

On December 12, 1975, the Commission initiated this rulemaking proceeding to consider modifying some of these assumptions, based on a request by the Association of Federal Communications Consulting Engineers (AFCCCE). Under the modified rules, two basic changes in the mathematical assumptions were adopted:

—the assumption concerning loss resistance in the antenna system (a method of determining the efficiency of the antenna system) was relaxed;

—the mathematical computation in systems using tall antennas (over one-half wavelength) was increased for calculations predicting little or no radiation when there will be radiation.



Your new automatic distortion measuring system for balanced measurements

REDUCED OPERATOR ERROR

There's something you'll like — Sound Technology's new distortion measuring instrument for use in balanced work.

The new 1710A is much more than a distortion analyzer. It's a system.

It contains its own ultra-low-distortion generator tracked with the analyzer.

It's a system that greatly simplifies measuring — gives you fast measuring.

A simple operation that reduces operator error.

For example, push the frequency button and you set both generator and analyzer. Push "Distortion" and you have reading. Automatically. No slow, manual null-searching.

Features in the new 1710A include:

- a balanced, floating output (600/150 ohms)

- a balanced (bridging) input

- a high-level +26 dBm signal

- +26 to -90 dBm attenuator
- distortion measurements to .002%
- fast 5-second measuring speed
- automatic nulling, optional automatic set level.
- both harmonic and optional intermodulation distortion measurements.

SPECIAL OUTPUT CIRCUIT

In the 1710A you get a transformerless audio generator output that's balanced and floating. No transformer means no transformer distortion. Floating and balanced means you can connect to virtually any audio circuit regardless of configuration. And you can set the output from +26 to -90 dBm in 0.1 dB steps.

FAST, SIMPLE MEASURING

Automatic nulling and the automatic set level option (ASL) give you ex-

tremely fast measuring and little chance for operator error. You can measure in 5 or 6 seconds. *With ASL you can measure distortion vs. frequency, and distortion vs. voltage or power without resetting level.*

IM OPTION

An additional optional bonus is that the 1710A also measures intermodulation distortion. After you've made a harmonic measurement, just push the "IMD" button. In 3 seconds you'll have the IM reading. With this option you'll be ready for future IM requirements.

CALL/SEND NOW FOR LITERATURE

It's worth while getting the information on this major new distortion measuring system. Call Larry Maguire or Bob Andersen now and get our new product brochure. It's ready and waiting.

ST SOUND TECHNOLOGY
1400 DELL AVENUE
CAMPBELL, CALIFORNIA 95008
(408) 378-6540

For More Details Circle (17) on Reply Card

FCC Asks For Comments On Operator Licensing

The Commission has initiated an inquiry to solicit comments and recommendations on the relevancy of its radio operator rules to the current state of the communications industry.

Under Section 318 of the Communications Act of 1934, the actual operation of all transmitting apparatus for which a station license is required must be performed only by a person holding an operator license.

However, except for ship, aircraft, broadcast and some common carrier stations, the FCC may waive or modify the provisions of Section 318, and to a large extent, has done so. For example, operator licenses are no longer required for the routine operations of stations such as Police, Fire, Business, Taxi and Citizens Band Radio. Only station licenses are required.

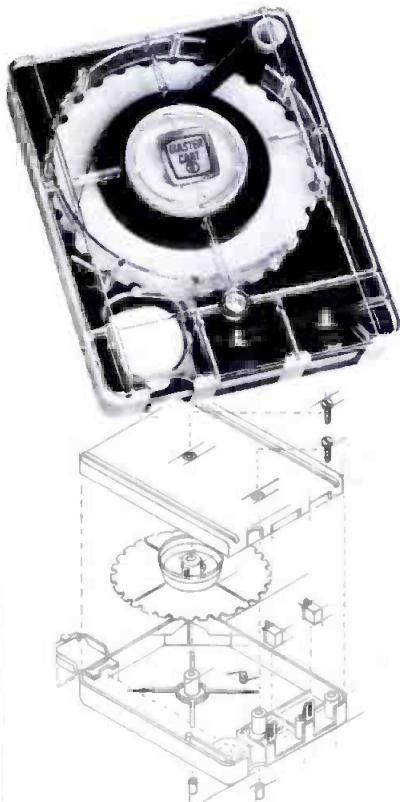
The Commission asked for comments and suggestions concerning the desirability of retaining or waiving the requirement for licensed operators for routine operations of broadcast transmitters.

The FCC asked for comments on the following, should it appear desirable to retain the licensing re-

- requirement for both routine and service operators;
- are current examinations producing technically qualified service operators;
- are the examinations outdated and comprehensive to the extent that licenses can be obtained by technically incompetent persons;
- does the scope of the examinations accurately reflect the knowledge required in light of the current technical state of the communications industry;
- should a period of "apprenticeship" or a "beginner" class of license be required prior to issuance of a regular license to assure some degree of practical experience;
- in view of the wide variety of radio services licensed by the FCC and unique requirements for some of these stations, would it be desirable to establish a basic operator/technician class of license with optional specialized endorsement such as AM, FM, TV, Land Mobile, Radar and Microwave;
- if so, what provisions should be made for persons now holding a Radiotelephone First or Second Class License.

The Commission also asked for comments on whether operator licenses should be issued for the lifetime of the holder, rather than for the current five year term; or should operators be required to take a renewal examination.

Comments are due by September 1 and expire September 15.



MASTER CART

For your FM stereo station today,
your AM stereo station of tomorrow.

STEREO PHASING—60° normal (45° typical) to 12,500 Hz.

REPEATABILITY—Phase performance repeatable with each cartridge and each stereo machine assuming correct guidance to NAB alignment dimensions.

TAPE PATH—Cone shaped rear corner post and longer tape path eliminate tape distortion at the head area.

CIRCULAR BRAKE—Positions the cartridge straight into the heads to minimize unequal head penetration pressure.

PRESSURE PADS—Individually replaceable . . . high flexibility and low friction for extended tape life . . . provides full surface tape contact for straight-path tape motion.

Master Cart is easy to maintain, comes in all lengths up to 10½ minutes. For details, contact your Fidelipac Distributor or



FIDELIPAC
109 Gailther Drive • Mt. Laurel, NJ 08057
(609) 235-3511

© Trademark

WE INTERRUPT THIS MAGAZINE FOR THE FOLLOWING BULLETIN:

Available for rent. Farinon's FV portable microwave system and much, much more.

Good news. Now you can rent Farinon's frequency-agile, all-solid-state portable microwave system for remote television pickup with just one call to Leasametric.

More importantly, you can rent anytime you need it — for just as long as you need it. For short term requirements. One time requirements. Or emergencies. Whenever our forecast of utilization doesn't justify purchase.

FCC approved, Farinon's FV portable microwave system is available for short or long term rental in

frequencies of 2 GHz and 7 GHz (Broadcast) and 6 GHz and 11 GHz (Common Carriers).

But that's not all we rent. We stock more than 6,000 of the very latest state-of-the-art test, measurement, and video production instruments in our multi-million dollar computerized rental pool. Top manufacturers like Tektronix, Telemet, HP, Fluke, Honeywell, Wavetek and many, many more.

All instruments are fully calibrated to the manufacturer's specs. Come with complete documenta-

tion. And ready for shipment.

And because we have 14 fully stocked inventory centers across the country, there's one near you for immediate delivery. Anywhere you need it. Anytime you need it.

So, whether your requirements call for Farinon's FV portable microwave system or any of our 6000+ test instruments, call your nearest

Leasametric inventory center for all your rental needs. Today!



Leasametric

DIVISION OF METRIC RESOURCES CORPORATION
822 AIRPORT BOULEVARD, BURLINGAME, CA 94010



INVENTORY CENTERS: San Francisco, CA (415) 342-7111; Los Angeles, CA (213) 768-4200; Anaheim, CA (714) 634-9525; San Diego, CA (714) 65-7475; Houston, TX (713) 477-9911; Chicago, IL (312) 439-4600; Boston, MA (617) 444-9450; Midland Park, NJ (201) 444-0662; Long Island, NY (516) 93-5881; Washington, D.C. (301) 881-6700; Orlando, FL (305) 857-3500; Dayton, OH (513) 898-1707; Philadelphia, PA (215) 583-2000; Denver, CO (303) 429-7900

TOLL FREE NUMBERS: Outside California 800-227-0280; Outside New Jersey 800-631-7030; Outside Maryland 800-638-0838

FCC Hits Fraudulent Billing

The Commission has amended its rule prohibiting fraudulent (double) billing practices by broadcast licensees. Under the amended rule (Section 73.1205), no licensee of a standard, FM, or television broadcast station shall "knowingly issue or knowingly cause to be issued" any bill, invoice, affidavit or other

document containing false information concerning the amount actually charged for broadcast advertising, or which misrepresents the quantity of advertising actually broadcast, substantially or materially misrepresents the time of day it was broadcast, or misrepresents the date on which it was broadcast.

A new subsection (b) also added prohibiting licensees supplying any document to program supplier providing sp information concerning the cast of the program or pr matter supplied, including ne commercial matter, that contain information. The Commission emphasized that it was a lic responsibility to see that its and employees do not issue ed ments containing false informi

On May 29, 1975, the FCC initiated a rulemaking proced proposing amending the fraudu billing rule, noting that altho had cautioned licensees for against this practice, it hadc tinued and complaints hadin cated it might be increasing. Commission said that wh adopted the fraudulent billi in 1965, its concern was the p tion by a licensee in fraud activity. The amendments be effective July 15.

The Commission said its c in this proceeding was the an. The FCC said that a fraud statement raises the same qu tions, regardless of wheth subject of the statement is com cial matter or other program ter. It said it also could see n son to treat fraudulent stat issued to program syndicate differently from those issued a works. It said the amended le would make uniform the app bility of the rule to conduct wel in substantial part by existg quirements.


In emphasizing the lic responsibility, the Commission it proposed to find violation rule where employees issue ments containing false informat and where the licensee kno fact, or would have known a given periodic, diligent and vis able supervision to this are of operations.

However, it would not nd violation, the Commission sd. cases where the licensee co knowledge and where th fa information appears to hav issued as the result of an occa mistake not indicating a patn where reasonable diligence not uncover the issuance of the formation, such as careful cealed wrongdoing.

Spotmaster[®]
CART MACHINES
 THE RUGGED ONES


SERIES 3000

- Auto release deck — massive, quiet operating air damped solenoid.
- Low power consumption — less than 45 watts.
- PHASE-LOK III head bracket — minimizes stereo phasing problems.
- Full range of mono and stereo models for A, B and C size carts.




SERIES 4000

- All the same solid features as the SERIES 3000 with added standard features — microphone inputs, dummy head in record position (on playback models) and many others.
- New styling for the discriminating broadcaster.
- Additional optional features include internal fault/splice detector.




SERIES 5000

- Modular design with fold down front panel and slide out direct drive decks.
- Auto release decks — massive, quiet operating air damped solenoids.
- PHASE-LOK III head brackets — minimize stereo phasing problems.
- Separate electronics for each deck on 2 PC cards.



OVER 40 CART MACHINE MODELS. ALSO AUDIO CONSOLES, AUDIO PROCESSORS, AND STUDIO ACCESSORIES.

BROADCAST ELECTRONICS INC.
 — A FILMWAYS COMPANY —
 8810 BROOKVILLE ROAD, SILVER SPRING, MD. 20910
 PHONE: 301-588-4983 TWX: 710-825-0432
 CABLE: "SPOTMASTER"



what a lot of people who use
era systems are telling us.
pecifically, they're saying that
e the really extraordinary long-
ability of the color, hour after
l day long, without touching
ontrols.
ve the fact that every system
is light and easy to handle,


in or out of the studio.
They like the dependability, the feeling
of confidence they have when they
know they can rely on their cameras.
They like the system compatibility, the
fact that *all* CEI 200 Series cameras
operate from common control units.
With great color matching.
And best of all, they like the *afford-*

ability. There's simply nothing else
comparable at the price.
So they get hooked on CEI.
Take a look for yourself. You may end
up getting hooked, too, but we promise
you'll love every minute of it.
Call your CEI representative. Or write
us at 880 Maude Avenue, Mountain
View, California 94040.

TAKE A NEW LOOK **CEI**

**IF YOU'RE
NOT CAREFUL, YOU
CAN GET HOOKED
ON CEI.**

For More Details Circle (21) on Reply Card





design, plant layout, or projects directly related to **broadcast engineering** for a period of ten years shall qualify for Certification as a Senior Broadcast Engineer."

The words responsibility and broadcast engineering are the key words to remember—the candidate

'Responsibility' Is Key To SBE Certification

The Certification Secretary feels that it is necessary to inform all candidates for Certification to include as much detailed information as possible concerning their job responsibilities when they are completing their Certification applications. The Certification Committee wants to grandfather as many people as possible but they are bound by certain guidelines. The guideline that is most important is: "A candidate who had demonstrated professional **responsibility** in the area of supervision, equipment

must have worked in a responsible position in broadcast engineering. Since these two phrases can be interpreted in many ways it is to the candidates advantage to give the Committee as much detail as is possible.

To receive the complete Certification packet drop a letter to:

CERTIFICATION SECRETARY
P.O. Box 88123
Indianapolis, IN 46208

Or call (317) 842-0836 for a packet or if you have any questions concerning the program.

Chapter 3: Kansas State

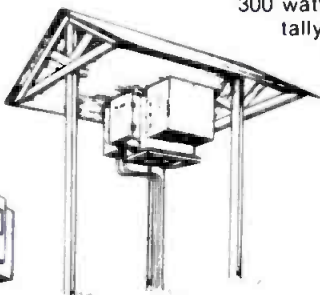
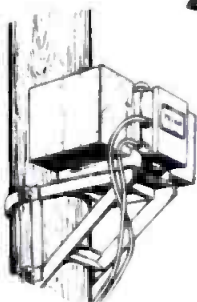
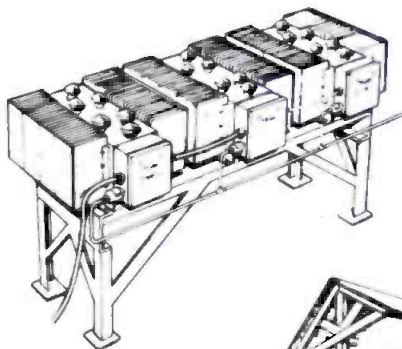
Bob Fulkerson (KPTS-TV) introduced Curt Lutz, Regional Engineer for Harris to the Chapter at its May 11th meeting. Lutz gave two presentations: 1) a talk and slides on micro-computers used in application in automation systems; 2) a talk and slides on the IWT, the first solid state 1kw AM transmitter. (Bill Keegan, Chairman, KTSB, P.O. Box 2700, Topeka, Kansas 66601, (913) 582-4000)

The New York Chapter met on June 10th at the WQXR Presentation Theater to hear James Stephenson of Ampex Corporation give a talk and demonstration of the new Ampex ATR-100 cassette tape recorders. He also gave a presentation on the state of the art in tape recording and there were Ampex personnel at the meeting to answer questions from the members and guests. (Larry Strasser, Chairman, WTFM Radio, Long Island Expressway, Fresh Meadows, New York 11365, (212) 357-8000).

Continued on page 6

VERSATILE

mount it anywhere




Continuous, unattended power 10 to 300 watts. That's TELAN. So totally reliable and weather-proof, it'll operate in the most remote and inaccessible locations for months without even a maintenance check. Install it in an hour or two, light a match and forget it. No moving parts and it won't flame out. Uses natural gas, propane or butane fuel. TELAN Thermoelectric Generators.

TELEDYNE ENERGY SYSTEMS

110 W. Timonium Rd., Timonium, Md. 21093
Phone: 301-252-8220 Telex: 8-7780 Cable: TELISES

For More Details Circle (22) on Reply Card

Save Your Ampex



for a little less \$700

Why spend \$3,000 to \$4,000 on a new recorder when \$700 to \$1400 may get you a new recorder out of your dependence on Ampex?

Replace your old, tube type ampex with Inovonics' Model 375 Tape Recorder. Features solid-state circuitry, plug-in options, and exceeds recorder studio specifications.

For complete data, call (408) 924-5858 or write:



sound dynamics, inc.

P.O. Box 32055, San Jose, Ca. 95132

For More Details Circle (23) on Reply Card

BROADCAST ENGINEERING

IT'S DECADE TWO

...the company whose innovations over the past
...years revolutionized color television cameras in the
...S. and throughout the world, now puts its 3-Plumbi-
...on structure and a beam-splitter prism into the most
...eaching new lightweight camera value on the market.

PHILIPS LDK-11. Full broadcast quality with ENG and commercial production!

...the LDK-11 no longer must broadcasters or pro-
...duct companies sacrifice picture quality or opera-
...tional features for portability. Broadcasters started
...using the LDK-11 in January, 1976 and the reactions
...have been outstanding. A typical report from one of
...the field stations to get delivery... "the field pictures look
...as if they were shot in our studio!"


...Battery or AC powered and with full production
...operation either remotely or at the backpack, the LDK-11
...has the key Philips engineering features that make
...it the only other comparable camera in the world. These
...features include Philips famed 3-Plumbicon® tube pic-
...ture, beam-split prism with bias light and Philips
...color matrix for superb colorimetry.
...Also included are H & V contours,
...auto white balance, gen-
...erator, switchable
...gamma, built-in color
...remote VTR and zoom con-
...trollers and two audio channels.

...All this and more add up to the

utmost flexibility and economy for ENG, local remote
and studio production...without compromise. And
the LDK-11 is available now!

Send for more information. Or, better still, have
your Philips representative set up a demo for you.
But do it today before you get TKO'd into anything
else. Broadcast Products, Philips Audio Video Systems
Corp., 91 McKee Drive, Mahwah, New Jersey 07430.
(201) 529-3800.

PHILIPS®



*T.M. - N. V. PHILIPS

For Demonstration Only Circle (75) on Reply Card
For More Details Circle (76) on Reply Card

Transmitters Love Our Modulimiter.

The Competition Will Hate Your New Sound.

The BL-40 Modulimiter is a unique automatic AM broadcast limiter, which will maximize modern transmitter performance. Whatever your format—hard rock to classical, Modulimiter will increase transmitter efficiency and extend coverage.

The BL-40's patented electro-optical attenuator provides smooth, unobtrusive, true RMS limiting. An ultra fast F.E.T. peak limiting section assures absolute protection from unwanted over modulation without peak clipping. Attack time is essentially instantaneous.

Three separate meters indicate RMS LIMITING, PEAK LIMITING AND OUTPUT LEVEL, simultaneously. All critical adjustments are behind a front security panel. A "phase optimizer" maintains most favorable signal polarity permitting up to 125% positive modulation without negative undershoot. "Its the limit" in today's broadcast limiters. UREI quality of course.

Available from your UREI dealer.

UREI
QUALITY
OF COURSE

UREI

11922 Valerio Street
No. Hollywood, California 91605 (213) 764-1500
Exclusive export agent: Gotham Export Corporation, New York



SBE Journal

Continued from page 16

Chapter 17: Minneapolis, Minnesota

The chapter held its meeting on May 22nd at KVBR Radio Brainerd, Minnesota. Mark P. Director of Engineering was the host. The meeting consisted of tours of KVBR studios, the Translator Site and the KVBR-FM site. There was a talk/demonstration of various types of telephone equipment for remotes and talk shows. Raygor, Chairman, Rt. 1, Box 11 Chisago City, Minnesota 55009 (612) 373-4807).

Chapter 26: Chicago, Illinois

The chapter met at Hewlett-Packard on June 22nd to hear Don Montoya, Hewlett-Packard Products Engineer, talk on "State of the Art Digital Techniques" with emphasis on tube shooting in the data domain. (Robert Churchill, Chairman, 121 West Wacker Drive, Room 340 Chicago, Illinois 60601, (312) 725-5215).

Chapter 33: Southwestern Ohio

The May meeting of Chapter 33 was held on May 20th at the studios of WXIX-TV. The program was a discussion and slide presentation of circularly polarized antennas was given by Bob Winn from the RCA Antenna Engineering Department. A question and answer session followed.


The June meeting of Chapter 33 was held on June 17th at the WCPO-TV studios. The program was a discussion and demonstration of the WCPO-TV instant camera associated microwave link. With increased emphasis on new equipment especially ENG gear, this proved to be a very interesting meeting. Williams, Chairman, 2092 Ashwood Place, Cincinnati, Ohio 45204 (513) 851-4964).

Chapter 34: Albuquerque, New Mexico

On June 10th Robert Williams from the Los Angeles branch gave a slide presentation on the application of pulse modulation as used in the new transmitter at KOB and the one ready for installation at KOB.

Continued on page 17

Smart switcher



CDL has just raised the standard
for video production switchers. Again.

CD-480 is the first totally new full scale
production switcher from CDL in 7 years.
It offers every wanted feature, from superb
Chroma Keying to Rotating Wipes with Colored
Borders and Soft Edges.

Applied unique technology to create an
operator's "dream". A *single* CD-480 Effects
Amplifier can perform production sequences
not possible even on a conventional
M/E switcher.

CD-480 is not just a new switcher, but a
completely modular production system.

us!

CD-480
gives you the
competitive
advantage!



CENTRAL DYNAMICS LTD

Canada: 147 Hymus Blvd., Montreal, Que., H9R-1G1 ■ 514-697-0811
U.S.A.: 230 Livingston Street, Northvale, N.J. 07647 ■ 201-767-1300
Chicago: 312-991-4720 ■ Los Angeles: 213-789-0574

For More Details Circle (6) on Reply Card
www.americanradiohistory.com

Pulse duration modulation avoids the use of any inductive reactance, e.g. modulation transformer, so that no ringing occurs permitting the passage of highly processed (clipped) audio waveforms without the attendant increase in peak amplitude produced by inductor energy storage and release. In a nutshell, this type of transmitter permits a modulation density, or

loudness not attainable by conventional plate modulation. (Michael Langner, Chairman, Gaylord Broadcasting, P.O. Box 737, Albuquerque, New Mexico. (505) 765-5600).

Chapter 36: San Diego, Calif.

On May 26th the chapter met at KPBS-TV to hear Chris Cookson of RCA talk about the RCA TK76 Hand-Held Field and Studio Production Camera. The camera had

been seen by many of the members at leading broadcasts but it was an opportunity for those members who had not been able to attend to become acquainted with RCA's latest portable camera equipment. Attention Bill Montgomery of Convoy Court, San Diego (California 92111).

Chapter 37: Washington, D.C. Northern Virginia

The chapter held its May meeting on May 26th at Delta Electronics in Springfield, Virginia. Delta demonstrated a number of products including their new current measuring system, a tour of the Delta factory. Tom Charlie Wright, presented an interesting evening.

The June meeting was a meeting with SMPTE on June 10. At the meeting there was a demonstration of the RCA TK76 camera. (Charles F. Riley, Chairman, Tele-Color Production Co., 708 N. West St., Alexandria, Virginia 22314. (703) 683-3281).

Chapter 41: Central Pennsylvania

On May 27th the chapter met at the WHP studios to hear Tom Roberts of Harris Corp. give a technical slide presentation on history and development of Pulse Duration Modulation for AM transmitters. (Nelson Maus, Chairman, 221 Enola Road, Enola, PA 17036).

Nix On New Class

The National Association of Broadcasters has asked the Federal Communications Commission to deny a request to establish a new class of radio stations, a new class of radio stations.

The new class, proposed by Tobi Kanter of Denver, Colorado, would operate at 250 watts daytime and 100 watts nighttime. It would offer locally produced public affairs, musical, dramatic and cultural programming.

In its filing, NAB noted that last year it objected to a proposal to use frequencies 530, 1606 and 6800 to establish a local government service designed to transmit all kinds of information to the listening public.

AUDI-CORD CORPORATION

ELECTRONIC DESIGNERS AND MANUFACTURERS

Dear Broadcaster:

After un-forscen delays in construction of our new manufacturing facility, I am pleased to announce that Audi-Cord is in limited production of the Modu-Cart 100 series cartridge equipment introduced at the 1976 NAB Convention. These delays were well spent; in assurance testing, improving assembly techniques and preparing for a smooth flow of materials to production.

Audi-Cord has built the "broadcasters" cartridge equipment in Modu-Cart 100 series. Needed technical improvements were made and include an unusual number of operator features. These are the result of many years of listening to you, the broadcaster who uses and maintains the equipment every day. You will like what we have done, and we hope that we earn your business by providing continuing good service to the industry.

Please review the highlights of our Modu-Cart 100 series below. They are available in 12 model variations. Please call or write us, or place your order for a trial unit for early delivery. Your satisfaction is guaranteed, of course.


Sincerely,

Carl L. Martin
Carl L. Martin
President

1845 W. HOVEY AVE
P.O. BOX 611


NORMAL, ILL. 61761

(309) 452-9461




Model 115 Recorder-Reproducer

- Internal frequency response test system.
- Multi-purpose metering—auto switched.
- Front access controls—dual equalization.
- Optional precision digital record timer.



Model 100 Reproducer

- Plug-in interchangeable transports.
- Front access controls—dual equalization
- Selectable replay reminder system.
- Unique pressure regulated tape drive.



AUDI-CORD CORPORATION


1845 W. Hovey Ave., P.O. Box 611
Normal, Ill. 61761
(309) 452-9461

For More Details Circle (7) on Reply Card

You don't think this is the **BEST LOOKING**
PACKAGE

AROUND,

then buy it



for the **PRICE** and **SPECS!**

VIDEO	SUBCARRIER	PULSE	PULSE DELAY	BURST GEN.
UNBALANCED DIFF. UNBALANCED RETURN LOSS: One, 20K RETURN LOSS: 40 dB LEVEL: 1-2 VPP ISOLATION: 40 dB at 60 Hz	UNBALANCED IMPEDANCE: One, 50K (loop) LEVEL: 1-4 VPP	UNBALANCED IMPEDANCE: One, 50K (loop) LEVEL: 1-5 VPP RETURN LOSS: 40 dB	UNBALANCED IMPEDANCE: One, 50K (loop) RETURN LOSS: 40 dB LEVEL: 1-5 VPP	UNBALANCED SYNC: One, 20K (loop), 2-4 VPP BLANKING: One, 20K (loop), 2-4 VPP SUBCARRIER: One, 50K (loop), 1-3 VPP
IMPEDANCE: Six, 75 ohm $\pm 1\%$ RETURN LOSS: 40 dB LEVEL: 1-2 VPP BIASING: DC ISOLATION: 40 dB to 60 MHz	IMPEDANCE: Six, 75 ohm (two groups of three outputs each) LEVEL: 1-3 VPP (each group of three outputs adj.) REGENERATIVE	IMPEDANCE: Six, 75 ohm $\pm 1\%$ (three groups of two outputs each) LEVEL: 2-4 VPP (each group of two adj.) COUPLING: DC ISOLATION: 40 dB REGENERATIVE	IMPEDANCE: Six, 75 ohm $\pm 1\%$ (two groups of three outputs each) LEVEL: 2-4 VPP (each group of three adj.) COUPLING: DC ISOLATION: 40 dB REGENERATIVE	IMPEDANCE: Two, 75 ohm SYNC AMPLITUDE: 0 to 0.5 VPP PEDESTAL: 0 to 0.1 VPP BURST AMPLITUDE: 0.2 to 0.5 VPP
RETURN LOSS: ± 0.1 dB ISOLATION: ± 0.1 dB, -2 dB to 60 MHz RETURN LOSS: 0.2% BIASING: 0.1 \circ ISOLATION: 2%, 50 Hz LEVEL: 2% NOISE: 1 mVPP STABILITY: 1%	DISTORTION: 1% PHASE RANGE: 0 to 360 \circ (each group of three outputs adj.) HUM & NOISE: -60 dB PHASE STABILITY: $\pm 1\circ$ GAIN STABILITY: $\pm 1\%$	RISE TIME: 100 ± 20 ns OVERSHOOT: 1% TILT: 0.5%, 50 Hz HUM & NOISE: -60 dB WIDTH STABILITY: ± 20 ns PULSE WIDTH: Equal at 50% point LEVEL STABILITY: 1% DELAY: 120 ns (approx.)	RISE TIME: 100 ± 20 ns TILT: 1% HUM & NOISE: -60 dB PULSE WIDTH: Equal at 50% point DELAY: 0.35 to 4 us (each group of three outputs adj.) DELAY STABILITY: 1%	RISE TIME: 100 ± 20 ns BURST PHASE: 0 to 360 \circ TILT: 1% PHASE STABILITY: $\pm 1\circ$ GAIN STABILITY: $\pm 1\%$

Following DYN-AIR broadcast equipment dealers will welcome your inquiry concerning price for your specific
DYN-AIR 5900 Distribution Amplifier package:

- | | | | | |
|--|---|---|--|--|
| Electronics
1400 S. Main St.
St. Louis, MO. 64108
(314) 665-6656 | General Electronic Systems
1440 San Pablo Ave.
Berkeley, CA. 94702
(415) 527-7700 | Midwest Telecommunications
300 First Ave., S.
P. O. Box 385
Nitro, W.V. 25143
(304) 722-2921 | Peirce-Phelps, Inc.
2000 Block N. 59th St.
Philadelphia, PA. 19131
(215) 879-7171 | Thalner Electronic Laboratories, Inc.
7235 Jackson Rd.
Ann Arbor, MI. 48103
(313) 761-4506 |
| Engineering Assoc.
1000 Ave., S.E.
Seattle, WA. 98040
(206) 395-3950 | K & M Electronics of Todd Communications, Inc.
7360 Ohms Lane
Minneapolis, MN. 55435
(612) 835-3080 | Midwest Telecommunications
1395 Air Rail Ave.
Virginia Beach, VA. 23455
(804) 464-6256 | Ronco Communications & Electronics, Inc.
595 Sheridan Dr.
Tonawanda, N.Y. 14150
(716) 873-0760 | Tri-Tronics, Inc.
4019 Tujunga Ave.
N. Hollywood, CA. 91604
(213) 877-9912 |
| Visual, Inc.
Sales Division
1000 Main Blvd.
St. Louis, MO. 63104
(314) 474-4743 | Lebow Labs, Inc.
424 Cambridge St.
Boston, MA. 02134
(617) 782-0600 | Midwest Telecommunications
3331 N.W. 82nd Ave.
Miami, FL. 33126
(305) 592-5355 | Tele-Measurements, Inc.
145 Main Ave.
Clifton, N.J. 07014
(201) 473-8822 (in N.J.)
(212) 581-9020 (in N.Y.) | Vidcom, Inc.
1908 E. McDowell Rd.
Phoenix, AZ. 85006
(602) 253-2103 |
| Products Corp.
1000 Rte. 1
Dallas, TX. 75204
(214) 441-1010 | Long Engineering
961 Burke St.
Winston-Salem, N.C. 27101
(919) 725-2306 | Midwest Telecommunications
3000 Carlisle St.
Dallas, TX. 75204
(214) 741-1440 | DYN-AIR ELECTRONICS, INC.
6360 FEDERAL BLVD., SAN DIEGO, CA. 92114
PHONE: (714) 582-9211; TWX: (910) 335-2040 | |





The Sony BVH-1000. Consider the concept.

The BVH-1000 brings a new, two-in-one concept to professional high band video recording. It meets current broadcasting needs for a top-of-the-line recorder, and does it in an economical package without compromising video or audio quality.

But more than that, the BVH-1000 is the machine of the future. Designed for production and post-production applications, it is a 1" video recorder that can compete with 35mm film techniques.

It wasn't easy, but we have combined transparent picture quality, plus two professional quality audio tracks with advanced editing techniques. That combination simply is not available in any other recorder, no matter what the format or tape width.

Before considering another recorder, examine these eight BVH-1000 features:

1. Exclusive 1.5 head. This completely avoids the problem of missing information caused by head switching of single head machines. It also features, for the quality user, a continuity of video information, as well as VIRS record/playback, which may be required of all machines in the future.

2. Advanced servo design. The BVH-1000 incorporates drum servo, capstan servo, tension servo, reel servo. This servo system, combined with dual capstan drive, provides highly accurate tape speed and quality interchange, plus gentle tape handling in fast forward and reverse modes.

3. Five motors. These eliminate the use of unreliable and inaccurate belt systems for drives.

4. Standard VH and color framing modes. Both are standard equipment in the BVH-1000. Two high quality audio tracks and a separate cue track, plus 400Hz tone generator are also standard.

5. Biderex search control. Built-in bi-directional search control allows shuttling of the video tape in either direction from 1/3 frame jog to high speed rewind and fast forward. The non-segmented formats allow the operator to see the picture and make fast editing decisions either manually or with computer control.

6. Standard tape timer. This features a special memory that prevents the tape from unthreading. SMPTE reader/generator is a plug-in option.

7. Versatile mounting. A flexible mounting system and built-in wave form select enable the BVH-1000 to be adapted to any number of mounting or console configurations. The BVH-1000 is at home in a small van or big studio.

8. New Sony time base corrector. The BVH-1000 can be used with Sony's new BVT-1000 time base corrector or any other quality TBC. If you don't require time base correction, an optional heterodyne recovery board is available.

This is just the beginning of the BVH-1000 concept. To learn more about the economy, technical performance and specifications, contact your Sony Broadcast representative, or write Sony Broadcast.

Sony Broadcast

Sony Corporation of America, 9 West 57 Street, New York, New York 10019

For Demonstration Only Circle (67) on Reply Card
For More Details Circle (68) on Reply Card

DECISION
76




KWWL Revs Up Election Returns

By Rodney Hughes

The Bicentennial spirit has created an unusual atmosphere for the "American Way" of covering election returns this year.

KWWL-TV, in the past several years, has used several manually operated boards to create a different presentation for these special exciting news events. Shortly after the 1974 elections, Tim KWWL-TV Vice President and Program Director, convinced management of the need to increase the speed and accuracy of disseminating election results. After the plan was set, the news department worked out the number



Tom Peterson (KWVL-TV News) and Dr. Russell Ross ("U" of Iowa) anchoring a primary election with the help of their new returns board. These three display panels can handle 60 candidates. Whatever system you use, work with white numbers on black. (Photos by Mike Jamieson)

positions we would need to
 state and local elections.
 able, the production depart-
 marked on a layout for good
 shots.
 usual, the engineering de-
 t received the brunt of the
 their task was to design and
 a simple display system
 100 positions capable of
 g 1x10⁵-1 votes and 40
 s capable of displaying
 votes.
 ly way to increase speed is
 an electrical or electro-
 al output device. If an
 device is to be used, there
 numerous problems with

studio lighting, lamps burning out
 in the device, power consumption,
 etc. On the other hand, an electro-
 mechanical device consumes little
 power, has no lamps to burn out,
 and most importantly relies upon
 studio lighting for illumination.
 Such a device is type DOU-1, which
 was obtained through a surplus
 warehouse at a fraction of the
 original cost.
 The display face is a split-flipper
 which is gear-driven by a 25 rpm,
 110 VAC motor. This motor also
 rotates a 12 position rotary switch,
 Figure 1. The motor will continue
 to operate the flipper display and
 rotary switch until the voltage is

removed from the motor by ener-
 gizing the relay. The relay will
 energize when +24 VDC is applied
 through the rotary switch to the
 relay. Thus, the motor turns the
 rotary switch until the relay is
 energized and stops the motor.
 The extra set of contacts on
 the relay are used to sense when the
 selected number is properly dis-
 played. Total time required to cycle
 through all 12 positions is 3.0
 seconds which is fast enough for
 our application.
 Several ideas were suggested for
 a simple, efficient and easy-to-
 maintain control system to enhance
 the dependability requirement for

accuracy. One idea was using thumbwheel switches to select the number to be displayed, Figure 2. Since the displays have a 3.0 second turn around time, taking a few more seconds to dial in the data would not be an unreasonable request. The thumbwheel switches were also used to select which candidate position would receive the data. Therefore, all the data lines are wired in parallel and operate at the +24 VDC level.

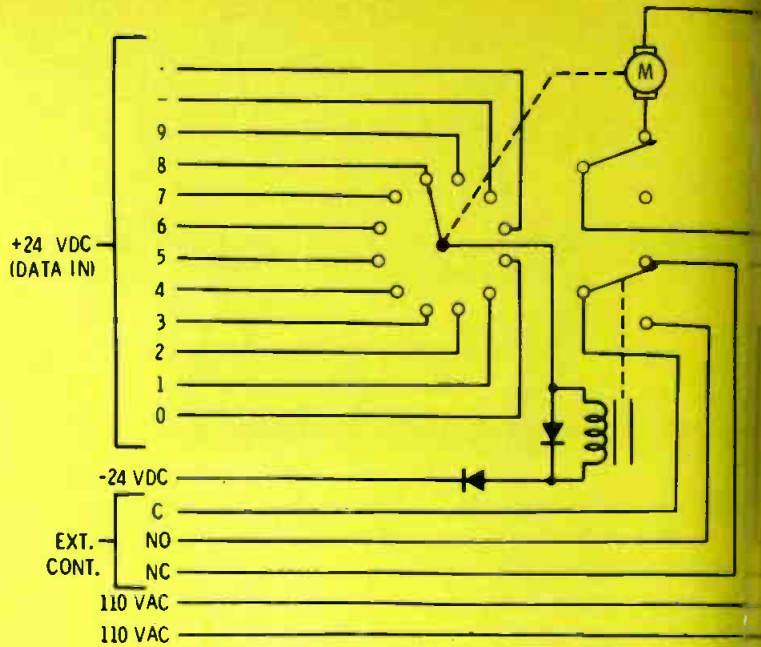


Figure 1. DOU-1 display device.

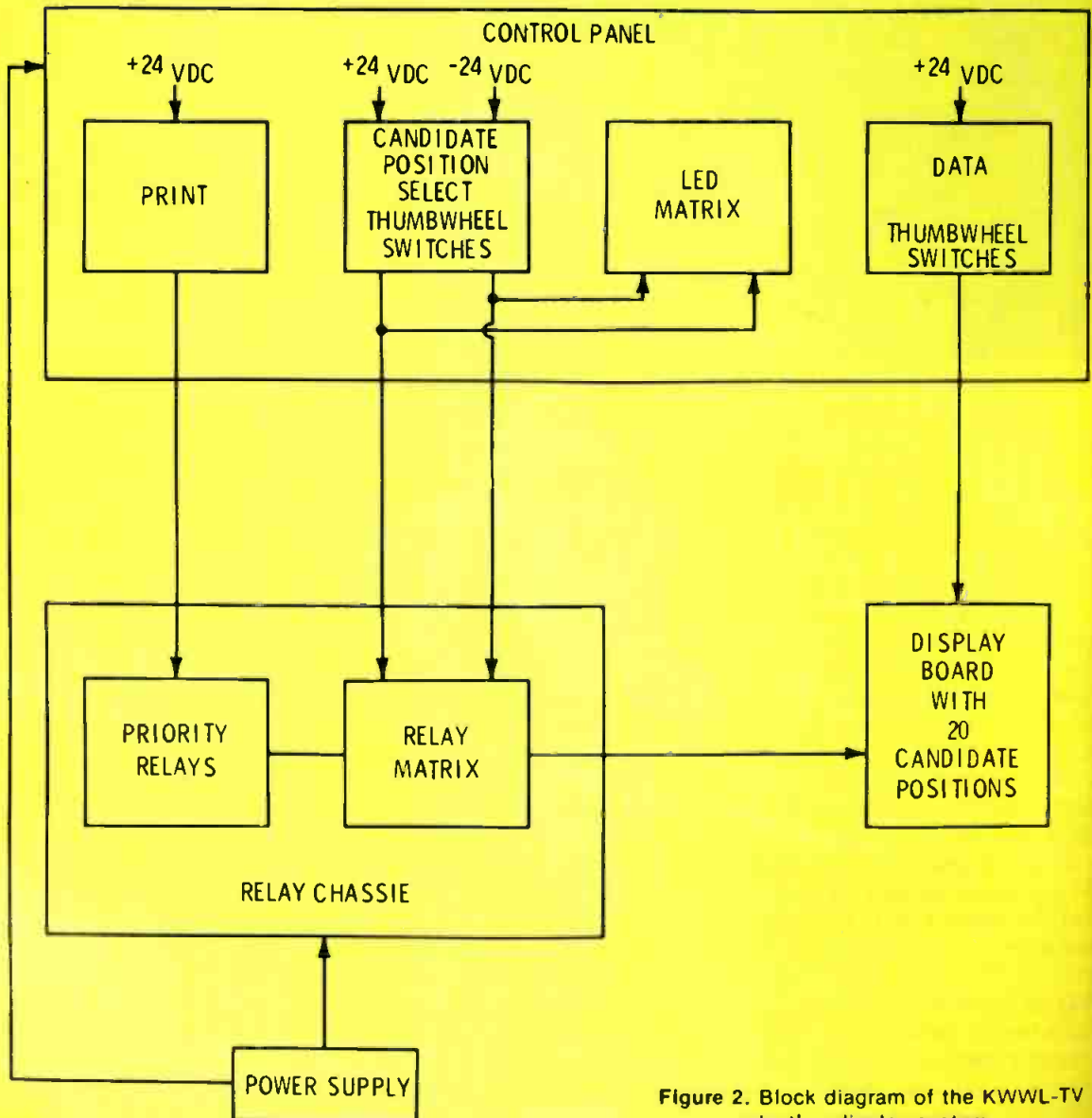



Figure 2. Block diagram of the KWVL-TV election display system.

Power Dept.: You can automatically charge 5 Ikegami Battery Packs at one time.



Here's how: Just plug in [up to] 5 batteries, push the
"power" toggle switch to "On" and leave them alone.

Save time/save money. Your ENG Battery Pack logistics problem is solved! *Only one Frezzi Battery Sequencer with built-in charger does the job, automatically.* Hook in 5 (or less) Frezzi HL-33/35 Ikegami Battery Packs regardless of their state-of-charge. In 10 hours (or less), totally unattended, the Frezzi Sequencer will bring each Battery Pack in sequence to its full-charge state. When fully charged each Battery Pack will, automatically, go on a trickle-charge rate to maintain maximum readiness for use. When light indicator shows "Ready" simply unhook any one (or more) of the Battery Packs according to instructions, and run. For mobile units or fixed station operation. Call us or write for information and prices.

Battery Packs, Chargers, Sequencer Chargers, and Complete Systems available. In addition we manufacture for OEM application.

Network proven! Field-tested for 6 months.

For information call (201)427-1160 · (N.Y.C. 212)594-2294




Frezzolini Electronics Inc.

7 Valley St., Hawthorne, N. J. 07506

For More Details Circle (24) on Reply Card

MADE IN U.S.A.



Control panel wiring is shown here with front panel down.

KHP series relays on the relay chassis and LED's on the control panel are selected by the multiplexed output of the thumbwheel switches that are used to select the candidate position. Thus, the operator can be operating the board remotely and still know which candidate is being selected to receive the dialed in data.

When the print push button is operated on the control panel, the selected relay on the relay chassis connects the displays, for that position, to 110 VAC, -24 VDC, and an all clear bus. This push button remains illuminated as long as the display is printing, by latching one of the priority relays. Once all the digits have been selected, the external set of relay contacts on the display devices, which are wired in series, supplies -24 VDC to the all clear bus to dump the print cycle.

A special problem had to be overcome on the relay chassis. Assume the same data is going to be printed. Refer again to Figure 1. Because the relay takes X amount of time to operate, if both 110 VAC and -24 VDC are applied simultaneously, the motor will turn for X

amount of time. This may cause the display to flip to the next number, depending upon the tolerances of each display. To overcome this, the three priority relays on the relay chassis cover two possible conditions:

1. The 110 VAC must be applied after the -24 VDC is applied.
2. The 110 VAC must be removed before the -24 VDC is removed.

Thus, the priority relays insure proper timing of control voltages to prevent an erroneous display.

After the control and data system was designed, the 140 candidate positions needed, were divided into seven groups of 20 candidate positions each. This enables the production department to utilize seven people responsible for displaying the election returns. The engineering department was able to construct the entire project in a modular fashion.

The most important advantage will be when a problem develops on election night. At least the whole system will not go dead, including the engineers responsible for an 18 month ulcer of constructing some 4 miles of wire, half of which was cut into one foot lengths. □



The control panels went to work in Operations at KWWL along with (left to right) Margene Smith, Pam Magee, Marti Nargang, Don Johnson, Sandy Yoder and John Dodge.



"GENERATES GENUINE EXCITEMENT..."

... says WOTV, owner of first *Compositor*
Titling/Graphics System



WOTV

tv8 • time-life broadcast, inc.
120 college ave., s.e.
grand rapids, michigan 49502
(616) 459-4125 • ☎

April 23, 1976

Mr. Paul Warnock
President
TeleMation, Inc.
P. O. Box 15068
Salt Lake City, Utah 84115

Dear Paul:

The new TeleMation TCG3000 Character Generator has proven to be a very delightful surprise. It seems to measure up to just about all of our expectations and then some. I thought you would like to know that it has generated more genuine excitement and enthusiasm on the part of our employees than any other piece of equipment that I have purchased for the station in the last seven years.

May I extend our thanks to you and to those members of your staff who have contributed so much in the preparation, design and provision of this forward looking equipment and especially to Dennis Fraser, Tom Meyer and Leo Lewis. It was great having those people work with us on this project and we hope that they will continue to support us as we come to be more knowledgeable and familiar with the equipment.

I just thought you might appreciate our words of thanks.

Sincerely,

R. C. Smith
Chief Engineer

RCS:rg

roduced at the '76 NAB, the first *Compositor I* Titling/Graphics System was delivered to Time-Life station WTV, Grand Rapids, Michigan, on April 17.

Results?

WTV Chief Engineer R.C. Smith writes that the *Compositor I* "has generated more genuine excitement and enthusiasm on the part of our employees than any other piece of equipment that I have purchased for the station in the last seven yrs."

I wish to thank Mr. Smith for his appraisal, and extend an invitation to all Broadcast Managers and Engineers to compare these *Compositor I* features with any other multifont character generator:

- Mixed-Font Pages. Some "multifont" systems can display only one font at a time. The *Compositor I* allows the operator to mix fonts on an angle page, within a row or within an angle word.

- High-Capacity Disk Memory. Some character generators require a disk change between font changes, tape storage, and program loading. In the *Compositor I*, all fonts, as well as the computer program and up to 800 composed pages, are stored on a single disk and are always available — from any keyboard location.

- Camera Quality Characters. The *Compositor I* obtains maximum character smoothness by using character "elements" smaller than the limiting resolution of the television system itself. It incorporates line-by-line vertical resolution and provides horizontal elements of only 2 nsec width — in contrast to the 4 to 65 nsec element width typical of other comparably priced systems. The *Compositor I* thus provides on-screen characters that are virtually indistinguishable from camera reproduced artwork.

- Automated Election Reporting. With the addition of the TED (Television Event Display) software package, the *Compositor I* automatically compiles, formats, totals, and displays election returns. No additional hardware is required.

- Selection of 28 Colors. With the EC-3000 Colorizer/Background Option, characters and/or backgrounds can be colored any one of seven hues, with each hue available at any one of four luminance levels. Black, white, and two levels of gray are also keyboard-selectable. Each character can be colored separately. Background colors can be changed in four-scan-line intervals and background color can be substituted for character color to provide multi-hued characters.

- Selectable Character Edging. The basic edging option (EO-3000) provides a selection of border, "drop" shadow, or outline; while the EO-3001 Expanded Edging Option adds "slope" shadow and multiple border/outline widths proportioned to the font size.

For more information about the *Compositor I*, send us the coupon below or call TeleMation Broadcast Sales collect at (801) 487-5399.



Compositor I



TeleMation, Inc., P.O. Box 15068
Salt Lake City, Utah 84115

Please send additional information on the *Compositor I* Titling/Graphics System.

Name _____ Title _____

Station or Organization _____

Address _____

City _____ State _____

Zip _____

Please add my name to your mailing list.

For More Details Circle (69) on Reply Card

Elections Mean Community Involvement

By Phil Whitney, WINC, Winchester, Va.

Most communities expect their local radio stations to give them complete news coverage on election night—both local and national coverage. But without proper preparation, an election night can be hectic, especially for the limited staff. Happily, however, there are some short cuts and advantages which broadcasters can take. These have proven helpful in several markets.

Get Started Early

The key to success is planning. As soon as possible, preferably six weeks or a month before election day, set up a meeting between

broadcast media, election officials and radio amateurs or CB club. Local radio amateur organizations and CB clubs are usually happy to cooperate with the media. The experience gives them practical operating experience and helps them build a positive image in the community which often blames them for interference, real or imagined. They gain valuable experience which would benefit them in an emergency, and the station develops a rapport with them which would be valuable in an emergency situation.

During the meeting with the local

organizations, arrangements are made which will facilitate a smooth operation. One subject to go over would be identification of the amateur or CB personnel who will pick up the returns at the precinct. Ask the radio club to assign a member a job, then turn the matter over to election officials.


The operators usually show up at the polling places just before closing, identify themselves, and wait either outside or wherever the officials request. They should have forms, mimeographed or printed at the station, to use when the returns come in.

About The Author

Phil Whitney is a broadcast engineer in the finest sense of the word. He goes back about as far as you'd want, and yet it wasn't too many years ago that he won the coveted Engineer of The Year Award from the NAB.

Over the years, Phil has written several articles for Broadcast Engineering. In fact, it was his idea that we devote time and space to a column now known as "Blue Bananas and Sag Tails".

Meanwhile, Phil Whitney and the WINC staff go about their daily broadcasts in a winning, yet unassuming manner. So winning are they that WINC has won the Virginia Spot News Award four years in a row!



The tote board shown in this photo helps keep the station in total perspective as well as providing the local cable TV outlet a visual aid.

Tomorrows audio consoles here today!



THE BIGGEST ADVANCE OF AUDIO CONTROL IN THE LAST 15 YEARS . . .

ut select switches. Noiseless
ff / program select switches.
lio mixers. Noiseless cue
Do these things make any
You bet! Probably the
etest low distortion sound
from any audio console
price. Not only that but
are loaded with features
will only find in consoles
o 10 times more; (2) you'll
these consoles . . . period.

usive illuminated Touch Pad
switching, thru our, "better

than a VU meter", solid state light emitting meters, to the highly reliable & noiseless method of audio control. That's not all. Prices that are almost unbelievably low (compared to what you're used to) and performance that takes second place to none.

Want more? OK, how about RAMKO's exclusive SIMUL-Q or our full range gain select on each input, or the cue and monitor mute select patch boards on each channel (except the last one). The plug in amplifier cards or the RF suppression.

For More Details Circle (25) on Reply Card

Call collect or write today. You'll find it both an exciting and profitable adventure!

MODELS & PRICES

SC-5M Single Channel, mono	\$ 605
DC-5M Dual Channel, mono	\$ 742
DC-5MS Dual Channel, stereo	\$ 979
DC-8M Dual Channel, mono	\$1,199
DC-8MS Dual Channel, stereo	\$1,760

RAMKO RESEARCH

11355 FOLSOM BLVD.
RANCHO CORDOVA, CA. 95670
Telephone (916) 392-2100

At polls where voting machines are used, the results will appear quickly. At polls where votes must be counted, the wait could be for hours. Of course radio amateurs don't usually have much trouble finding something to do while they wait.

The Base Station

The amateur two-meter net has been very effective in rounding up the election returns and feeding them into news headquarters from the outlying precincts. Ten, eleven and even 20 meters have also been used, but there's always the problem of DX causing QRM on ten and twenty. With today's almost universal practice of establishing two meter repeaters, most ham groups can cover just any market, unless the station happens to be a 50 kilowatt.

Request the amateurs or CB groups to set up their own network within the framework the broadcaster needs. When hams use a repeater, it is often possible to have the base station at the broadcast station. When this can be done, the

engineering department usually erects a ground plane antenna outside and brings the lead into the operating position. When a low-power transceiver is used to hit the repeater, there is little problem of the amateur RF getting into station equipment.

Higher powered AM units have been known to get into the station audio channels. Most two meter activity now, however, is on FM and usually at comparatively low power. The outside ground plant antenna should help to keep the RF out of the station equipment if there is a problem.

At The Station

When the returns come in, the report forms are handed to the secretaries who are doing the totaling, then on to the news department for use in analyses. They become a valuable reference and facilitate quick transcribing of the returns which come in rapidly at times.

It is good procedure to have a staff member at each of the candidate's headquarters with either a remote pickup transmitter, tape recorder or telephone beeper setup to get quick reactions from the candidate or his representatives as the vote counting progresses, then a victory or withdrawal statement as the outcome becomes known. This is the frosting on the cake and sets the station getting the final statement out as an aggressive news operation.

On election night most of the staff understands that it is a special occasion which requires extra effort on the part of everyone as a team. The program or news director usually stays in the station, coordinating all activities and directing those outside either by telephone or two-way radio. He keeps things moving and fills the dead spots either with material from the network or the news wire. He should also have prepared background material on all phases of the election ready for use so that the entire show moves at a pace

and sounds authoritative to the listener.

Pooling Efforts, Trading Reports

In communities with several broadcasters, it is often helpful to pool efforts. In the markets where there may be two broadcasters, by fighting for a small amount of business, there may be a possibility of communication between them. In that instance, one station could request the amateurs to help at the other the CB club.

Some stations work out a deal with the local cable TV station, furnishing announcers for the program and taking their cable audio feed on the air. This allows a few small bodies in a pool effort, where the cable system has local originating facilities.

When the election is statewide, prior arrangements should be made with stations in other markets to trade reports on election night. If earlier such arrangements were made, the better are the chances of getting the best station coverage in each market. They are as anxious to get your progress reports in their area as you are to have theirs. These can be taped on the telephone and the tape put on a reel to use when an opening appears locally.

When the candidate is in another market, this is probably the way you will be able to get the victory speech actuality. Sometimes if the station you have prior arrangements with has a formal agreement can be formulated to tape their coverage off an FM receiver and select the news actualities, rather than going to a telephone feed. Permission to use are, of course, necessary from each of the stations involved.

Election coverage, properly planned and handled, can do much toward building an image of competence and professionalism for the broadcaster. One thing to remember is, don't put either the amateur or CB reports directly on the air. This is not permitted by the FCC.



Everyone gets into the act. Of course, the larger the station, the more explicit the duties.

we're counting on you to insure

A HIGH VOLTAGE GATHERING

September 19-22, 1976


Hyatt Regency Embarcadero

San Francisco, California

...an exciting meeting of its kind...exclusively
for radio. The best opportunity for radio engineers
to exchange ideas and problem solve with other
radio engineers.

**WE EXPECT TO SEE YOU AT THE NATIONAL
RADIO BROADCASTERS CONFERENCE
AND EXPOSITION.** Join 1500 of the
greatest minds in radio for ALL RADIO...
...ALL THE TIME.

- 95 equipment exhibits
- 50 hospitality suites
- daily seminars and workshops
- loudness vs. ratings
- multiple stations per antenna—
AM and FM
- engineering for management and
management for engineers
- solid state transmitters...NOW!
- idea exchange/problem
solving and much,
much more.



NRBA

**Reservations and Information:
call collect (212) 869-8873**

National Radio Broadcasters Association
500 Fifth Avenue, New York, New York

**THE RIGHT COMPONENTS...
BALANCED PERFECTLY...
Bring you the
radio event of the year!**

Radio Workshop

HOW TO WIN ON ELECTION NIGHT

by Peter C. Burk, Workshop Editor

There is a growing trend in radio for stations to abdicate the role of covering elections to television. This shouldn't happen because, as you know, God never meant for pictures to fly. Radio can give us the "local" coverage. Television depends mostly on the networks.

The key to good coverage of elections is advance preparation. Planning for a general election should start no later than September.

There are at least three ways to gather election returns. One is through the local county clerk, whose office may collect and post returns for the public and news media. A second possibility is the local newspaper which tabulates returns. You may, with the proper enticement, be allowed to sit in on the process. Those two methods require limited man-power. One person, a telephone and a cassette recorder will provide "bare bones" coverage. The addition of good quality remote pickup equipment and a second person to act as a runner will enhance the production.

A third suggestion is a system of "poll watchers" who will telephone your station with up to the minute returns. This requires a heavy commitment of "people power," but will produce a lasting image of your station as a professional organization.

A good way to get the necessary number of people to serve as poll

watchers is to approach a service organization (Lions, Optimists, or other such groups) and ask them for their help. In return, your station can contribute an agreed-to sum of money for their coffers. You may have to set up several organizations if your county has a large number of precincts.

After getting an organization lined up, schedule a meeting or two. During these sessions, assign specific individuals to precincts and make certain each person knows where his precinct is located. Drill your poll watchers on the necessity for speed and accuracy. Supply forms that are simple to understand and that correspond with the order of parties and candidates on the voting machines or ballots. If you are in competition with other news media, don't be afraid to tell your people they may have to use strong-arm tactics to get to the nearest telephone first.

Instruct poll watchers to arrive well enough in advance of poll closing so that they will have time to familiarize themselves with their surroundings and find out where the telephones are located. It is also prudent to have them double check figures. Each precinct will tabulate totals at varying speeds. The end result should be a smooth, constant flow of returns back to the station.

One precautionary measure should be taken. One or two members of the station staff should be on standby to cover precincts where poll watchers fail to show.

No matter how well the system planned, a human failure will occur.

On The Line

Since many of the polls will have their tabulations completed about the same time, it's important to have several telephone lines at the station set aside just for poll watchers. Remember, you're also using volunteer help. If Priscilla, for example, has to make more than two attempts to file her return, she may give up and go to a Walt Disney movie, leaving you without that precinct. A good rule of thumb is to use one line for each precinct. Rotating lines should be installed so that all watchers have the same number to call.

Assign unflappable people to answer the telephones in the area and caution them to have questions repeated if there is any question at all.

Assign people to keep "running" totals as the night progresses. Let runners to get the totals as they come in from the phone operators to the people keeping an account tally and finally to the anchor person on the air.


Notations on the tally sheets, precinct numbers and the location can help the anchor person spot trends, if indeed there is a need. Get that deeply into voting patterns. It is important to get the precinct numbers on the forms so you can quickly locate a precinct that may be missing. Some poll watchers

McMARTIN



BA-2.5K shown

AM TRANSMITTERS 1000W • 2500W



BF-25K shown

FM TRANSMITTERS 10W • 1000W • 3500W 5,000W • 10,000W 27,500W • 55,000W

MONITORS • AM Modulation FM Frequency/Modulation mono stereo sca



TBM-3500B shown

CONSOLES 5 and 8 Mixers



B-800 console shown

A complete line. Whatever you need, a single component or a complete station, you can buy from McMartin. McMartin equipment is for the broadcaster who expects only the highest professional standards in performance and reliability. But McMartin prices are surprisingly low. If replacement parts or technical assistance are ever required, McMartin delivers FAST, anywhere in the world!

Write for complete specifications and prices.

see us at
NRBA / 76
booths
222 • 223 • 224 • 225

WQUA news director Mark Minnick anchors election night from a temporary studio while newsman Norm Cooling prepares last minute on-air script. Sound from the wire machine and typewriter help create an active atmosphere for the show.



might decide to stop off at the pub before phoning returns.

The anchor position deserves some careful planning. If the anchor person is to sound reasonably intelligent, information will have to be at his fingertips as fast as possible.

Background Atmosphere

A director to coordinate the various activities and punch the buttons will allow the anchor person to work with maximum effectiveness. The director can be in the same room with the announcer. It isn't necessary to create a sterile control room environment for the show; the extraneous sounds in the background actually let the listener in on the excitement of the action. A form of communication must be established between the director and the announcer. You may use pre-written signs or you might try using an earphone so that the director can give verbal cues. The communication is needed, of course, if the director is in another studio.

The announcer should have a wire service as close as possible to stay on top of national and regional races and to plug the holes when the returns thin out. Ideally, the printer should be within reach of

the announcer. Again, the sound adds to the overall air of action. If that isn't practical, use a runner to keep the information coming. **Leave the studio door open** for the outside commotion.

Another Angle

Rather than tie up reporters with the actual collection of returns, assign them to cover various election headquarters and track down candidates, party bigwigs and other political types who will make good interviews both during the counting and after the results are tabulated. These reports can be phoned back to the station, put on cartridge and used by the anchor person as needed. Live reports add even more excitement to the sound of the event.

A staffer should be assigned the responsibility of "tape coordinator." His primary function is to record voices and actualities from the field and shuttle them in to the director. He should be able to record carts from several phone lines, your remote pickup receiver, and a cassette recorder. As the reports come in from the field, they can be dubbed directly to cart, timed, and labeled. A large sign with a lead-in for each cart can be made for the director to hold up in front of the anchor man.

Since the pace of election night can be quick at times, the show should be edited in the field and delivered to the station ready to go. The reporters can make it easier on the tape coordinator by giving a countdown at the start of each report. Strive to make coverage sound as if you have reporters wherever the action is.

Background information on candidates should be garnered on hand along with telephone numbers of neighboring stations with whom you can swap stories of interest.

Make sure each reporter has a transistor radio earphone immediately in his ear. This not only facilitates going live, but helps him stay abreast of the returns. He'll be able to say during an interview, "Clapsaddle, WHIM is reporting that Phil A. Buster is ahead by a thousand votes. What do you think of this big lead?"

Another reporter can be assigned to the newsroom to collect reports from outlying counties and around the state. And, after the show is over, someone should be assigned the task of getting all the reports condensed into usable stories. Tapes from the "morning session" will probably have a task assigned to them for a complete election wrap.

Everyone on the staff from the general manager to the currier will probably have a task assigned to them for a complete election wrap.

ection night. The one excep-
 to this should be the chief
 er. Murphy's Law was passed
 a presidential election, and
 nce, election night brings out
 little gremlins. It isn't very
 tring if the control room
 e catches on fire while ace
 eshooter Skip Signal paces
 or at some remote precinct.

Getting Started

can avoid a tense atmos-
 by starting off the evening
 bit of a party. Have pizza or
 n or some other delicacy
 ht in beforehand, and let
 e in the station get started
 h a full stomach and in a
 d mood. Also, encourage
 members to help out with
 ulation effort...assuming you
 speaking terms with family
 ers. The feeling of a "team
 instills pride in what is
 done and makes for an
 better election sound.

o now we've concentrated on
 gistics of election coverage.
 usly, the technical aspects
 e planned carefully and pre-
 if Murphy is to be beaten at
 n game. The key thought is
 simple. Election night is not
 e to experiment with lots of
 z new gadgets. Along the
 acines, make each electrical
 ntion as if it were going to be
 lled at the arts and crafts fair.
 ve to get started a little
 e but it'll save time when it
 e the most.

o have remote pickup units,
 sk them from the intended
 well in advance. If you
 ly one dead spot in town,
 band to be right where you
 anned to use the RPU.
 er possible, have a backup
 on hand and ready to use.
 oring in the field has been
 tze of embarrassment for
 an one engineer. During the
 en you check things out
 ng seems fine, how is it
 u change pattern or power?
 of your reports will prob-
 e by telephone so make
 order additional lines well
 nce and that your connec-
 he line is clean. At the send
 he line, it's pretty hard to
 e-cassette recorder for a line
 the way, some of the new
 won't go into record without
 e: moving. This eliminates

the very handy technique of using
 the microphone for the intro,
 pressing play for the actuality and
 then back to record for the close.
 Too bad.

Use Your Own Imagination

Coverage of an event as it
 happens is what radio does best.
 What has been lost is the ability to
 make the listener use his imagina-
 tion. It would probably be difficult
 for many of us to present a radio
 format without the use of records

over and over and over. Covering
 an election is one step in the direc-
 tion of recovering the ability to use
 radio to its full capabilities.

Take the opportunity. It doesn't
 come along that often these days.
 With some planning and a little
 sweat you can have one hard, long
 day and go home blurry-eyed with
 the feeling that at least once in the
 last 365 days you did something
 that "knocked 'em dead." You did
 something that was important. You
 actually did provide a public ser-
 vice. □

WE'VE GOT A WINNING COMBINATION

THREE ACES FOR THE STEREO FM BROADCASTER

- **Time Division Multiplex Stereo Generators**
 All solid-state, excellent 30 KHz suppression and channel separation. Built in tracked pre-emphasis, remote mono/stereo switching and optional phase equalized input filters.
- **Solid-State Phase Lock Loop Exciters**
 Frequency synthesized circuit provides stability of ±500 Hz over a wide temperature range. Uses single crystal to operate on any 100 KHz increment in the FM band. Output power adjustable 5 to 20 watts.
- **FCC Type Accepted FM Transmitters**
 High efficiency, increased reliability and reduced maintenance. Sliding shoring contacts for tuning and loading. Grounded grid, zero bias final stage. Directly adjustable output power. Provision for remote control standard.

CSI ELECTRONICS INC.
 2607 RIVER ROAD CINNAMINSON, NEW JERSEY 08077
 PHONE (609) 786-1060 TELEX 831679

CSI Transmitters Available In Canada Through International Technical Products (Canada) Ltd.
 7 Bovis Drive, Point Claire, Quebec H9R 4W3 Telephone: 514-695-8130 Telex: 05-821-529

For More Details Circle (27) on Reply Card

Audio Automation Quality Control

By Dennis Ciapura, BE Audio Editor

Modern automated broadcast stations often employ three to six reel-to-reel tape decks as well as a number of cart playback units. Even keeping track of the frequency response of this number of program sources can be a full time job in itself when done by the usual methods. It is surprising that in an age when automation of broadcast programming has reduced the amount of manual labor required to get a well controlled, top quality signal on the air, little has been done to make comprehensive testing of these systems as commonplace as it should be.

Even the very best quality audio automation gear will only provide an air product as good as the maintenance program that rides herd on the myriad of audio parameters which combine to create what we call the "sound" of the station. Multiple program sources complicate the situation from the standpoint of source-to-source uniformity, too. Non-uniform response from one tape deck to the next is a dead giveaway of a sloppily automated station, aside from being poor broadcast practice.

One partial solution is to run a standard alignment tape through each tape source each week to assure proper operation of each unit. As anyone who has done this procedure very often knows, this can be time consuming task. Aside from being time consuming, a frequency response check alone is only

half the job—how about distortion checks? Testing tape decks for distortion can be a rewarding effort because a "muddy" or "scratchy" sound can often be isolated quickly, but, unfortunately, distortion testing for tape decks at the station level is almost non-existent.

One reason is that low distortion test tapes are difficult to obtain and interpretation of the test data is not as straightforward as you might think. When attempting to measure distortion with a common nulling type of harmonic distortion meter, any speed variation will result in the test signal falling out of the notch, thus clouding the true distortion reading. Since tapes hiss is rarely more than 50 dB down, which will show as 0.3 percent distortion, the rather high noise level of tape systems can be a problem too.

The state of maintenance at most automated radio stations these days goes something like this. Since the annual proof tests the system for distortion, frequency response and noise from the console input to the transmitter output, it is assumed that the station will accurately reproduce what the automation system puts out. Meanwhile, automation audio maintenance usually consists of routine mechanical maintenance, frequency response checks with a standard test tape once in a while and, at some stations, a phasing check and adjustment when the response is checked. It is assumed that the tape heads, playback preamps and all intervening electronics are distortionless. Now that's a pretty big assumption!



The author is shown using new "tools of the trade". Ciapura checks scope camera photos in this article. The photos were taken directly from a low frequency spectrum analyzer.

Better And Practical

Fortunately, there is a better way. A new breed of lightweight relatively inexpensive low frequency spectrum analyzers has become available in the last couple of years and these units can be justified as a ticket for speeding up real-time rough testing of tape deck performance, thus making complete testing of each source practical on a routine basis.

The low frequency spectrum analyzer makes it possible to plot amplitude vs. frequency rather than amplitude vs. time, as an oscilloscope does. This means that the amplitude response of a signal across the audio range can be displayed. If a variable frequency audio generator is synchronized to the sweep of the display, the frequency response of the system can be displayed. The most popular form of low frequency spectrum analyzer is one that is coupled to a scope with storage capability. This type of test setup will plot the frequency response and freeze it on the screen for detailed examination and/or photographic recording.

Units like the Tektronix 5A11 which we use for many of our magazine's lab tests of new equipment, contain a built-in test signal generator. The Tektronix 5A11 is available with a 20 to 20,000 Hz sweep scale to conform to most audio testing configurations, as well as linear sweep ranges from 100,000 Hz for filter testing. Vertical deflection sensitivity is available either 10 dB or 2 dB per division.

The low frequency spectrum

Continued on page 41

Maintenance....As The Manufacturer Sees It

broadcast automation equipment becoming more complex and changing all the time. If you think the old saying is contradictory, you're right. But, it's also true. The new breed of digital broadcast automation gear has capabilities that no one dreamed of just a few years ago, and yet, new advances in circuitry technology, like microprocessors, have reduced the complexity, if you know the right approach. To get a broad idea of how automation can be most efficiently used at the station level, we decided to visit an automation equipment factory and talk to the people who make the stuff and see what they had to say about field service. After all, they design and build it, and if they can't fix it, who

is the host company was Control Design Corporation.

In charge of Control Design's R & D department is Tom Kitaguchi, who had an opportunity to talk to me, some length, particularly in regard to field service of digital broadcast equipment. Tom had 17 years of broadcast experience before joining Control Design, having worked in broadcast circuit design for Bunker and Martin Marrietta.

Control Design's CD28APM is the end of the line for a broadcast automation system. This unit understands and speaks English and is probably the easiest automation system program that we've ever seen. It should be a hit at some of the smaller stations that have to deal with semi-engineers.

Broadcast equipment manufacturers don't usually like to admit that their products fail (but neither do reluctant manufacturers) and we have to give Control Design a credit for their candor in discussing the topic with us. But, let's be fair, anything more complicated than a pet rock has got to

drop out sometime, and your trusty old programmer is no exception. You would hope that your trusty new programmer will display some measure of restraint in this area.

However, let's assume that some unforeseen gremlin has taken up residence in the innards of your digital automation system. First of all, we ask Tom to think for a while and describe the largest or most frequent difficulty in servicing digital automation systems in general. His reply didn't surprise us, for as we had suspected; lack of familiarity with digital circuitry at the station engineering level was his report. This is not to say that broadcast engineers are short on smarts or that the new systems are too complicated to be successfully repaired at the station level.

The simple truth of the matter is that the state of the broadcast automation art has reached the point where the station engineer cannot be expected to completely understand how his system does everything that it does. It is difficult for full time design engineers to keep abreast and broadcast engineers should not feel guilty, inadequate or incompetent for not understanding totally all the details of how the mini-brain works, and it's not necessary.

Many engineers are discouraged by the futility of trying to troubleshoot digital circuitry by the classic DC or signal flow method and become soured on digital equipment. The correct approach is to learn how to use a logic probe and become familiar with the logic flow as well as the audio flow so that the defective module or card can be found and a replacement obtained.

In many cases it is not practical or advisable to attempt to troubleshoot a defunct logic circuit right down to the defective component, and it's not necessary. You may be surprised to know that it sometimes

takes a great deal of time to troubleshoot a circuit even at the factory where super test gear, 100 percent spare parts and the guy who designed it are all available to the repair technician.

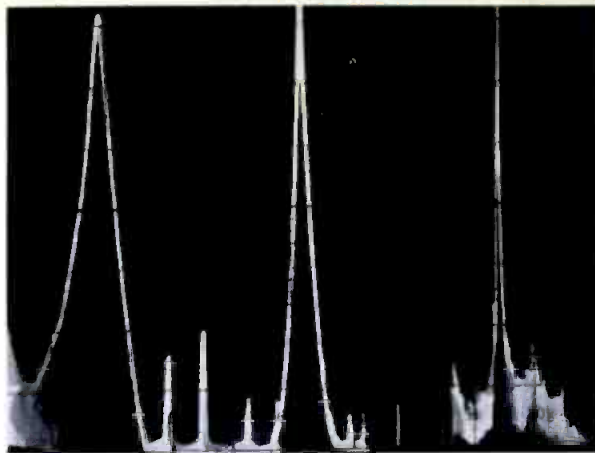
Many manufacturers operate an emergency service to assist engineers who have problems in the field and provide replacement modules and cards. The station engineer need only locate the defective sub-assembly.

What we are getting at is a whole new approach to equipment servicing. Learn how your system works at a module level and understand as much as possible about how the electronics works. For example, the audio circuitry and power supplies should not be formidable troubleshooting problems, but leave the really hairy digital problems to the factory. If you learn how to use a logic probe, you can sometimes find the defective component very quickly with no further assistance, but if that doesn't work, trade in the card.

With automation systems like those built today, the use of redundant circuit cards in both digital and audio switching sections makes it possible to keep the most important sections of the system operative in the event of a circuit failure. All the redundancy in the world, however, won't help if the engineer is not aware of which circuits are redundant. So we see that the emphasis should be placed on knowing how to use the modular building blocks in modern digital systems to their best advantage, thus simplifying the service process.

In the beginning we said that broadcast automation systems were getting more complicated and simpler all the time and they are. They are more complex electronically, but for the broadcast engineer who plays his cards right, simpler to service.

Figure 1. Shown here are 70, 700, and 7000Hz test tones and harmonics at tape deck output. Harmonics for 70Hz are -50dB or 0.3 percent. For 700Hz, -60dB or 0.1 percent, and -50dB for 7000Hz or 0.3 percent.



Continued from page 40
 analyzer can paint a very detailed frequency response graph in 90 seconds, but the method really earns its keep in the distortion measuring department. When set for 10 dB/div. vertical response, it is possible to display the fundamental audio frequency and all significant harmonics in a single trace. The harmonics really show up since the screen is eight divisions high and a harmonic amounting to 0.1 percent or -60 dB, would be six divisions of vertical distance from the fundamental.

With a narrow bandwidth setting, noise does not enter into the picture at all, only the distortion components of nonlinearity. Since we are looking at the reproduction of the input signal and the spurious outputs that result from the imperfection of the reproducing equipment as they really are with no nulling or gain setting functions, the method is ideal for tape work and thus valuable for automation maintenance where several units need to be checked often.

Three Range Tests

To be able to paint a comprehensive distortion test in one sweep of the screen so that test time can be minimized, careful selection of the test frequencies to be utilized is required. Ideally, we would like to have a distortion check in the bass range, one in the mid-range and one at the high end. To be able to paint three fundamentals and harmonics up to the limit of the audio range test frequencies of 70 hz, 700 Hz and 7,000 Hz were chosen. 70 Hz was chosen because it falls between the 50 and 100 Hz frequencies usually used for low-end testing and is really low enough to

give a good indication of how strong, low frequency music fundamentals would be reproduced.

700 Hz falls in the mid-range portion of the spectrum and is high enough in frequency to allow for the second and third harmonics of the 70 Hz tone to be clearly seen. Since FM stereo bandpass is usually limited to 15 kHz, there is little point in using a fundamental above 7 kHz for the high-end test since even the second harmonic will be on the edge of audibility. The spacing across the screen also allows for unobstructed viewing of the harmonics associated with the 700 Hz mid-range test.

For tape deck testing the test tone must be recorded on tape, and this task is not as difficult as it may seem. Using a Scully 280, we were able to easily generate test tapes with less than 1/2 percent distortion at the low end, 0.1 percent in the mid-range and less than 1/2 percent at the high end. The duration of the tones should be timed to match the sweep speed of the spectrum analyzer as it traces across the screen. A 90 second sweep speed is most practical for two reasons. First of all, it provides greater resolution than faster speeds and secondly, is easier to synchronize.

The test tones were applied to the tape at full 0 reference level using Ampex 406 tape which will not saturate at 7 kHz even at full level. The end result of using the distortion test method just described, is that a very accurate picture of the mid, low and high frequency distortion of a tape deck or tape source of an automation system can be obtained in 90 seconds or about as much time as it might take to decide whether the meter is pro-

perly nulled using conventional methods.

For normal audio equipment where there is no time lag between input and output, the tracking generator built into the low frequency spectrum analyzer can be used to paint a frequency response graph with 2 dB/div. vertical deflection. This type of response is great for consoles and mixers, but it is not possible on a tape deck because the space between the record and playback heads of a tape deck results in a time lag that precludes tracking generator/analyzer synchronization.

After experimenting with various pink noise techniques, these were finally discarded for lack of synchronization and difficulty in obtaining repeatable results. The best method was to use the tracking generator to apply an audio band sweep to a test tape and manually synchronize the beginning of the sweep to the spectrum analyzer with the start of the audio sweep on the test tape. The tape deck output cannot be displayed through the spectrum analyzer input, however, since an exact coincidence of input frequency at tape and analyzer result in a trace. It is, of course, impossible to obtain such synchronization due to the variations of manual start timing on a tape deck speed variations. This problem was solved by using a storage oscilloscope coupled to a conventional preamp with a second sweep timing coming from the spectrum analyzer. This method provides a linear voltage versus logarithmic frequency display. In other words, our graph will be a standard 20 to 20 kHz frequency response graph from left to right, but the read output voltage vertically across the screen overlay was constructed to convert the vertical divisions to decibels for convenience.

The two test procedures described each require about 90 seconds to accomplish. Assuming a stereo system, frequency response and distortion measurements on both audio channels would require about three minutes of test time, of course, as with any test procedure there is some space between measurements and set-up time, but there is no doubt that low frequency spectrum analyzer testing of tape is the hottest thing on phosphor.

Silent Partners



As for the
Beyer DT109

microphone/headphones, they are in a class by themselves. Highly sensitive and capable of withstanding immensely high sound pressure without overload or distortion, they feature modular construction with a unique multi-pin plug in lead allowing separate wiring of left and right headphone channels, independently of the microphone.

Add featherweight comfort and effective ear sealing together with a wide frequency, true cardioid, broadcast quality microphone specially designed to work under extremes of temperature and humidity, and it is easy to understand why the DT109 has become so popular for live remote broadcasting, studio, film, television, disc jockey and language laboratory applications.

Together or separately, our remarkable Silent Partners will open your ears to recording and broadcasting possibilities you never knew existed.

Your nearest Revox/Beyer dealer will be delighted to arrange an introduction.

Once you have met them, you will wonder how you ever did without them.

low that
FCC have
proved the use of a 25 microsecond
characteristic on Dolby transmission,
ence and more FM stations will be taking
advantage of this ruling to effect even
beer quality for their listeners.
obviously now, more than ever, source
quality is of paramount importance and
in spite the Revox/Dolby B is the
obvious answer.

Already most manufacturers of
estimated programming equipment have
come to rely on Revox—such prestigious
names as Schafer Electronics Corporation,
CCA, Gates Division of Harris-Intertype,
Capata Electronics Corporation,
GI/NTI and SMC Systems Marketing
Incorporated (Sonomag) all employ
Revox tape recorders as an integral part
of their installations.

your application depends on
reliable, high performance and
standing signal to noise, shouldn't
you be using Revox too?

More proof that Revox delivers
all the rest only promise."

is the trademark of Dolby Laboratories, Inc.
trans may contain optional extras.


Corporation in USA: 155 Michael Drive, Syosset, N.Y. 11791
International: Regensdorf 8105 ZH
strasse 146, Switzerland.

Please tell me where I can see and buy Revox A77 Dolby B
Revox Good used
machines*
Beyer DT109

Name _____
Street _____
City _____ State _____ Zip _____
BSI *As and when available from our dealers

For More Details Circle (28) on Reply Card

GET A BETTER BANG FOR YOUR BUCK!



COLORTRAN'S PRO KIT IV. A COMPLETE 4 LIGHT KIT FOR \$629.

For more information write:
Berkey Colortran, Dept. BE-876
1015 Chestnut St., Burbank, CA 91502
or Telephone 213 843-1200.

Berkey Colortran 

then scheduled to be rebroadcast in Sacramento. The show required two receivers, so it called for both stations to promote combined listeners to have "Quad Parties".

"In the final analysis," Gabbert said, "this is the first attempt at network broadcast of discrete four channel stereo is both innovative and exciting."

Not ALL AM

While this sounds very much like a strictly FM assignment, remem-

ber that lots of interest has been generated in AM stereo. And when the NAFMB changed its name to the NRBA, they made clear that the organization and its activities would be directed to AM and FM.

If you haven't already planned to attend the conference, it's time to get started. Drop a line to NRBA, 500 Fifth Avenue, New York, NY 10036, or call Leonard Saldan at NRBA headquarters (212) 869-8873.

NRBA Exhibitor List

- *ACTION
- *Aetna Business Credit
- Ampex
- Ampro Corp.
- *Arbitron Radio
- *The Associated Press
- BCS/Kamen Sciences
- Belar Electronics
- *Blackburn & Co.
- *Bonneville Broadcast Consultants
- Broadcast Electronics
- *Broadcast Marketing Co.
- Broadcast Programming Internatl.
- *Kent Burkhart & Associates
- Cablewave Systems
- Camex Corp.
- *Cavox Stereo Productions
- CBS Technology Center
- CCA Electronics Corp.
- *Century 21 Productions & Prgmg.
- Cetec (including Jampro, Schafer, Sparta, and Vega)
- *Chicago Radio Syndicate
- Collins Radio Group
- Concept Productions
- Control Design Corp.
- Cox Data Services
- CSI Electronics, Inc.
- *Disc-Location
- Dolby Laboratories
- Drake-Chenault Enterprises
- *Eastman Radio
- Electro Sound, Inc.
- Fax Net, Inc.
- Fidelipac
- Harris Corp. (Gates Radio Div.)
- *H. G. Productions
- IGM
- Inovonics
- International Tapetronics
- Johnson Electronics
- *Kalamusic
- *Dean Landsman Radio Services
- LPB, Inc.
- *Jack Masla & Co.
- Master Control, Inc.
- McCurdy Radio Industries, Inc.
- McMartin Industries, Inc.
- Meloday Productions
- Micro Trak Corp.
- Moseley Associates, Inc.
- *Mutual Broadcast System
- Orange County Electronics
- Orban Associates
- Otari
- Pacific Recorders & Engineering
- Paperwork Systems, Inc.
- *Peters Productions
- Phelps Dodge
- Phillips Audio-Video
- *Progressive Radio Network
- QRK Electronic Products
- Radio Arts, Inc.
- *Radio Programming/Management
- Rapid-Q
- RCA Broadcast Systems
- Revox
- Sansui
- Sine Systems
- Stanton Magnetics
- *Stereo Radio Productions
- Systems Marketing Corp.
- *William B. Tanner Co.
- Telex Communications
- Time & Frequency Technology
- *TM Programming, Inc.
- *Torbet-Lasker, Inc.
- UMC Electronics
- *United Press International
- U.S. Army Recruiting Command
- U.S. Pioneer

*Hospitality Suite only. Others are exhibitors.

The wraps are off!



finally... **FM LOUDNESS AND CLARITY** without compromise!

MOSELEY ASSOCIATES announces the MODEL TFL-280 AUDIO LIMITER*

FM mono, stereo, quad — FM SCA — TV Audio • Excellent Leverage — greater than 50:1 • Extended Control Range — 60dB • Clipping not routinely produced • Fast AGC attach times — less than 20 microseconds • Very low harmonic over-modulation distortion • Optional plug-in audio low-pass filter • Operation over wide temperature range • No Test Mode — run proofs thru TFL-280

ness and clarity without compromise. The Moseley Associates TFL-280 Audio Limiter precisely controls the modulation levels of FM and TV aural centers. FM monaural, stereo, stereophonic, FM SCA, TV aural are all processed. This frequency-selective limiter cleanly solves the

problems associated with the transmission of pre-emphasized audio, including the ringing (over-modulation) produced by low-pass audio filters. Using agile limiting circuitry, clipping and its attendant problems are essentially eliminated. Monolithic semiconductor arrays, wide-band operational amplifier circuitry and

distortion-reducing techniques are some of the technological advances incorporated into the TFL-280. Other features are accurate metering of limiting, optional plug-in audio low-pass filter, operation over wide temperature range, and thorough RF shielding and filtering of complete unit.

TFL-280 Audio Limiter, when combined with the Moseley Associates SCG-9 Stereo Generator, make an unbeatable combination for FM stereo. If your FM transmitter is at a remote location, add the Moseley Associates PCL-505/C Composite Audio-Transmitter Link for totally uncompromised performance.



TFL-280 will be unveiled for the first time in Booth 100 during the NRBA Convention in San Francisco. See the show — or contact our Marketing Department for Bulletin 255 describing the TFL-280.

 **MOSELEY ASSOCIATES, INC.**
SANTA BARBARA RESEARCH PARK

111 CASTILIAN DRIVE GOLETA, CALIFORNIA 93017 U.S.A.
(805) 968-9621 TELEX: 658448 CABLE: MOSELEY

...ENT PENDING

For More Details Circle (70) on Reply Card

Even Lon Chaney Would Applaud...

Eliminating The News Blues

By Neil Sclater

TV stations are getting the annoying blues and greens out of their news film, correcting sour colors in old TV movies, and shaping up their videotapes with an automatic color correction system. Designed for use with film chains, electronic color conversion can "paint" video signals to wipe out the leading causes of color mismatch: black-white level imbalance, colorimetry errors, and variations in film processing.

Color mismatch in TV pictures on the viewer's set may be due to the interspersing of live, videotaped and filmed program material or it may be caused by variations in the quality of the projected films or slides. Non-uniform color densities in film are due to errors in film exposure or processing. If the filming was done under adverse lighting conditions or the film processing strayed from the narrow limits of time, temperature or chemical mix, you can expect color errors.

Another factor, color temperature, is introduced when films are processed for projection with a light having different spectral characteristics from the light source employed in the telecine chain; color variations will be apparent. Also, the splicing of color film strips processed by different methods leads to color mismatch.

Color errors can also occur in live programming where cameras of different design or manufacture are used—even when they are properly adjusted and operated. These errors are due to differences in response between the video tubes and their related optical trains.

Different Problems, Different Solutions

WZZM-TV, Grand Rapids, Mich., wanted to improve the

quality of its news film that was frequently shot under adverse lighting conditions. In addition, the station had been troubled by a residual green cast in its processed films. Filters did not solve the lighting problems and a concerted effort on the part of the station's lab technicians and the film manufacturer failed to root out the cause of the green cast.

Dale Wolters, chief engineer at WZZM, heard about a new color correction system and thought that it could solve both problems at once. Wolters says, "As soon as it was put in service, our news film showed a definite improvement—flesh tones became natural and the sky looked normal." As an afterthought he added: "Our local news film now looks better than many of the filmed stories from the network."

The color corrector was coupled to one of the station's two film chains and, according to Wolters, both are run together about 20 hours a day. "That one film chain handles all of the news film and movies—everything but the commercials which are run on the other chain," he explains.

Although Wolters says that the color corrector is operated more than 99 percent of the time in the automatic mode, he is particularly impressed with what can be done in the manual mode. "We are able to make significant off-line improvements in old movie films that have discolored with age," he says, explaining that the films can be run through the corrector as many times as needed to preview the required corrections and the final results can then be videotaped for later replay. He tells of one instance where money that had turned to a revolting sepia in an old commercial film was restored to an accept-

able green with manual "painting."

Mr. Wolters reports that station management may purchase a second system for the other film chain to help balance the work load.

Two TV stations in the St. Louis area are using color correctors to accomplish different objectives. KSD-TV, a network affiliate station, is primarily concerned with news videotape color correction while KPLR-TV, an independent station, is funneling all of its programs, the majority originating from news films, through its color corrector.

Ed Risk, chief engineer of KPLR-TV says of the system: "We are glad to have it—it does not do everything in the world, but it helps." He explains that the station must be aware of the situation where an electronic color corrector will help and must not expect to overcome poor signals or poor equipment.

"We are using the color corrector for news tape correction only," says Risk, since the use of film as a news station is diminishing.

The color corrector is an integral part of the station's electronic journalism project and station personnel are hard at work perfecting the internal distribution installation. He reports that the color corrector is most often used in the automatic mode (taking most small deficiencies), "but periodically once a week we might get something that is so bad we have to do something about it manually."

KPLR-TV, by contrast, sends all outgoing pictures to its transmitter regardless of source, through the color correction system. To accomplish this unusual air-line application, the station assembled an equipment package of its own design made up of a station-built process amplifier and automatic gain control, a color corrector system and a

PRIME TIME

ANTENNAS AND TRANSMITTERS

WTAJ-TV, PHILADELPHIA, BROADCASTS THE WORLD'S MOST POWERFUL OMNIDIRECTIONAL TV SIGNAL.

"When we put our new system on-air on Ch. 29's 'A' market coverage, we increased our coverage to 68% to 9,870 square miles," says Bill Hansher, Taft Broadcasting Corporate President.

"Our market coverage is now 68%."

"The viewer reaction was extremely positive—we were even getting letters from Manhattan, Baltimore and West Virginia."

"The 5 megawatt signal makes WTAJ-TV the most powerful omnidirectional TV station in the world—but we achieved our goal with operating costs of only 25%, thanks to RCA technology."

"We selected their TTU-165c transmitter and a 40-gain TFU-40 antenna. Since this 165 kW UHF transmitter needs less primary power, it costs us less than a 220 kW transmitter would have, we realize significant economies."

"Operational savings of 25%."

"More than two years later, we're still pleased with the RCA system's performance."

For more about the WTAJ-TV system, see **Broadcast News #155.**

RCA READY WITH THREE CIRCULARLY POLARIZED ANTENNAS.

When FCC approval is granted, RCA will be able to help stations improve their signals with three circularly polarized TV antennas.

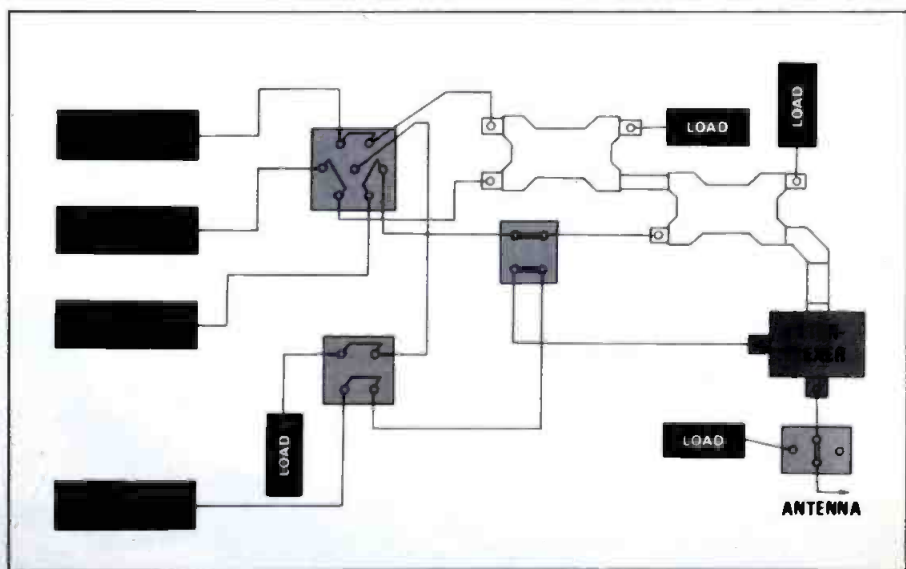



One is a top-mounted Fan-Vee for Channels 2 through 6. It uses individual radiators for horizontal and vertical polarization. They are phased to produce the circularly polarized pattern.

Another circularly polarized antenna, the End Fire Helix, is for Channels 7-13. It uses three small reflecting dishes mounted per layer around the top-mounting pole to

produce an omnidirectional circularly polarized pattern.

A panel antenna for face mounting on the tower (Channels 7-13) may be installed as a horizontally polarized antenna, with the ability to be converted to circular polarization.

Ask your RCA Representative for full antenna information.




Four 55 kW vapor-cooled klystrons are used in the TTU-165c. A unique triplexing system developed for the WTAJ-TV transmitting plant combines the outputs of three of the klystrons. As shown in the diagram, visual amplifiers 1

and 2 are combined through a 3 dB combiner to produce 110 kW peak power. The signal is fed through a 4.77 dB combiner where it is added to the output of visual amplifier 3 for combined visual peak power of 165 kW.



For More Details Circle (15) on Reply Card

Monte Walpole,
KSD-TV, St. Louis,
is shown here making
color correction
adjustments from the
remote control panel.



automatic level control. A combination of equipment put together forms a very nice package that enables to produce network quality at low cost," declares Hal Rice president and general manager of KPLR. He asserts that the station's use of the color corrector in that way is unique and in accord with the recommendations of Thomson-CSF Labs.

Rice says that the station is impressed with the value of color correction, but it wanted to ensure the equipment's ability to operate completely automatically, 24 hours a day, seven days a week, without having to be touched. "The automatic and manual paintbrushes are nice, but for us the automatic operation is far more important," he stated.

The color corrector is most useful in automatic, and when it is not doing good dark blacks and bright whites there is almost nothing it can't handle," he said in explaining why the station designed its own preliminary AGC and AGC stages. "They are satisfied that the color corrector is doing the signal levels it needs." The station manager said that he was bothered more by a green cast in its slides, and that this situation is usually corrected. He also noted that the color corrector is useful in correcting color camera signals during live programming.

How It Works

Color correction behind the scenes at these stations was developed by Thomson-CSF Labs. The package is a three-unit color correction system consisting of an NTSC color corrector (model 5500A); a sensor unit (model 550) and a remote control (model 555). Together, the color corrector and sensor handle the common black-white imbalances automatically, while manual controls on the color corrector permit an operator to adjust, or at least minimize, severe color problems such as color mistracking.

Available as two 1 1/4-inch high, rack mounted cases with an optional remote control for mounting, the equipment connects directly on the NTSC en-

coded output of telecine chains, camera chains and videotape recorders. And, as you've already seen, no two stations are using it in exactly the same way.

The color corrector "disassembles" the NTSC video signal into its constituent components so that access may be gained to these components for correction purposes, either automatically by the sensor or manually with the color corrector controls. The luminance component of the NTSC signal is first removed and isolated from the chrominance component.

The chrominance component is then demodulated to form R-Y (red minus luminance) and B-Y (blue minus luminance) signals that are sent to a mixing matrix and the sensor unit. The R-Y signal is also sent to the phase detector which also receives a burst gate pulse needed to form a color correction signal. Both of these signals control the 3.58 MHz color oscillator that supplies subcarrier inputs to the internal demodulator and modulators.

Color gain and gamma control circuits provide manual control of all variables, or they can be controlled by the output of the sensor. Re-encoding and modulation circuits (including the R, B, and G black-level controls) reassemble the video signals to form the final correction signal that is added to the main video in the output amplifier. The color corrector also contains circuitry for color killing to prevent mis-correction of monochrome signals.

Sensor Subsystem

The sensor unit is selected with a switch for automatic or semi-automatic black and white level color balance control. It works on the red and blue color axes to remove residual coloration (chroma) from the black and white regions of the composite NTSC encoded signal. The unit automatically provides the feedback that otherwise would be introduced by manual controls in the color corrector circuitry.

A feedback arrangement generates and adjusts the correction control signals and sensor circuitry examines the uncorrected signal for maximum and minimum luminance levels. If a chrominance level is

found in the black and white regions, a circuit determines the relative phase and amplitude of the error component and generates a matching signal of opposite phase. When summed with the error signal, the correction signal cancels the unwanted chrominance component.

The sampling is continuous with the error signal integrated over eight to ten TV frames. These adjustments are automatically updated at one of several attack time rates that can be selected. Correction release-decay time is also selectable in several steps.

Correction Limits

The system is designed to correct NTSC signals containing improper black and white video levels only if those limits are within specified ranges. Black must be within the range of 7.5 to 12 IRE units and white must be within the range of 95 to 100 IRE units.

When these levels are absent, no corrections are made because it is possible that neither black nor white were intended to be in the picture. However, active corrections for the presence of chroma are made in magnitudes up to 20 IRE units. No correction is made for greater magnitudes because the chroma could be a desired part of the picture.

The system cannot overcome the effects of poorly adjusted or defective film chains and cannot correct signals that depart from NTSC standards.

Editor's Note:

Automatic color correction systems will continue to be a factor in technical color fidelity at station. But, as we all know, the end result must have some effect on the viewer. As much television as we all watch, it's obvious that some technical help is needed. As Ed Risk says, it doesn't do everything in the world (for the signal), but it helps.

The examples cited here show how one system was used to solve color problems. Other manufacturers can be found on page 82 of the Broadcast Engineering 1975 Buyer's Guide. And as a reminder, the Reader Service cards in our annual Buyer's Guide are good for one year from the date of publication. □

Station to Station

Controlling Two Stations With One EBS Unit

Just wanted to send you a copy of a scheme I worked up here for controlling two independent stations with one EBS unit, with no patching and a minimum of switching. This system also provides good impedance matching and allows the entire control room facility of an AM station to be used for actual EBS emergency programming into the AM and an FM station as well.

I realize that there are many schemes which would work equally as well, but naturally I favor my own. If you think it might be of interest to your readers, please feel free to use it.

When planning for the new EBS system installation at WSSV/WPLZ, it was felt that means must be provided to make the system operation as simple and foolproof as possible. The diagram shows our system, which provides for separate AM and FM testing, and for simultaneous operation in emergencies. Provision is also provided for simulcasting a regular program without a lot of patching schemes being necessary.

The left and right audio lines from the WPLZ automation system are fed into an auxiliary, locally constructed EBS control unit, as is the AM line. The FM lines go through the normally closed contacts of relay K1, and the AM line through the normally closed contacts of K2. An 8-pole, 3-position rotary switch selects the three EBS functions: AM TEST, FM TEST, and OPERATE. Transformers T1 and T2 are Thordarson 25A46 interstage transformers containing two 500-ohm primaries and two 500-ohm secondaries and are used for coupling between the AM, FM, and EBS tone generator. The EBS unit is the TFT 760.

When the EBS FUNCTION switch is in AM TEST, it activates the COMMAND switches on the TFT closes relay K2, coupling the AM signal through transformer T2. At the same time, the two-tone signal is fed into winding 2-4 of T2 and coupled into the AM line. Our TFT was modified in accordance with TFT Application Bulletin 75-02 for automatic reset, so after the

tones end, K2 is deenergized, the line is returned to normal. Originally, K2 was omitted, but it was found that there was an excessive amount of bass roll-off in the audio fed through T2 at this time, and rather than re-equip the system the relay was added.

In FM TEST, activating the COMMAND switches closes K1 and the EBS tones are fed into the transmitter through windings 2-4 and 6-8 of T2 and 1-3 and 6-8 of T1. The automation system deenergizes K1, connecting the transmitter back to the automation system.

In the OPERATE position, K1 and K2 close and the tones from both transmitters simultaneously are fed into the NORM/SIMUL switch in SIMUL before the tones enter the relays. In this position, the relays stay energized and emergency programming can be broadcast from both stations. Switching back to NORM will place the stations in normal operation. The COMMAND position may also be used for simulcasting a regular non-emergency program which originates in the AM, and saves patching headaches.

In normal operation, the control room operator activates the COMMAND switches for the AM and FM after the EBS announcement programming ends. For FM, he monitors

Continued on page 53



The Studio Compact Shown With Optional Accessory Shelf


THE STUDIO COMPACT

Micro-Trak's "Studio Compact" is the newest, of a group of four, fully equipped audio control centers.... Designed for the professional, the Studio Compact offers top line Micro-Trak components throughout: 740 Turntables, 303 Tone Arms, 500-A Cartridges, a high quality dynamic mike, and your choice of one of three different channel audio consoles..... For broadcast the 6444 stereo or the 6454 mono, for disco the 6440 stereo.....

Best of all a "Studio Compact" with the 6444 console is only \$1745.00.

With other console choices slightly higher.....

See your Dealer or contact our Marketing Office.....




SEE US AT NRBA BOOTH 243

MICRO-TRAK CORPORATION
620 RACE ST., HOLYOKE, MASSACHUSETTS 01040

For More Details Circle (30) on Reply Card

This is all you need to get moving with Dolby FM



...er the first time you came across
...d cassettes? And how surprised
...e that music could sound so good
...a convenient form?
...w the same principles are being
...d improve FM broadcasting. The
...effect of the Dolby system as used
...a bit more subtle than with

cassettes. But the overall results are just
as important. Dolby FM is cleaner, with
sparkling high frequencies free of
limiting. And, of course, noise is reduced,
which often increases the area of good
reception.
The only extra station equipment
required is the Dolby Model

334 FM Broadcast Unit. The unit accurately
compresses the signal in accordance with
the Dolby B-Type characteristics and
changes the effective transmission time-
constant to 25 microseconds. This allows
the station to reduce or eliminate any high
frequency limiting required previously.

Already moving with Dolby FM in the US:

**140 FM stations
now equipped
to transmit
Dolby FM signals**



**33 consumer products*
now available
to receive
Dolby FM signals**

...ers can hear for themselves,
...t FM signal is compatible when
...nd on their normal equipment
...o Dolby decoding.
...r, some listeners like to take
...ge of every opportunity for
...ment. If they use Dolby circuitry
...ception, they can bring the
...ren closer to the quality of the
...source material used at the

Naturally, the noise is reduced. But that's
not all. Dolby compression is
standardized, recoverable compression.
By using Dolby encoding instead of the
conventional high frequency limiting
normally required during transmission,
the station gives the listener at home the
opportunity of recovering the full
frequency range and dynamics of the
signal. Furthermore, depending on the
amount of limiting previously used, many
stations find that Dolby encoding permits
them to increase their level - which is
good for both the listeners and the station.

If these prospects excite you, we think you
will soon be wanting to check out the
Dolby Model 334 FM Broadcast Unit.
\$1,350 and 1 1/4 inches of rack space are all
you need to get moving with Dolby FM - an
improvement we think both you and your
listeners will appreciate.

*July 1976. The products are tuners, receivers, and
music centers with designed-in Dolby decode
circuits, requiring no extra wiring, adaptors, or
calibration procedures. Write for the latest list of FM
products made by Dolby licensees. Technical litera-
ture describing these developments is available.

... NRBA, visit our display at Booths 106/110

Dolby
Laboratories Inc
the double-D symbol are trade
Dolby Laboratories Inc.

731 Sansome Street
San Francisco CA 94111
Telephone (415) 392-0300
Telex 34409
Cable Dolbylabs

346 Clapham Road
London SW9
Telephone 01-720 1111
Telex 919109
Cable Dolbylabs London

For More Details Circle (31) on Reply Card

QUARTZMATIC[®] STUDIO CLOCK

with the "instant" advantage



Accuracy to ± 1 minute a year

Seth Thomas

Makers of fine clocks since 1813

Here's why the General Time Seth Thomas battery-powered Quartzmatic is the ideal clock for TV and radio stations and recording studios.

Instant by instant, the accuracy is remarkable. No more timing problems due to electrical failures. No more "is-that-clock-right?" worries. The Quartzmatic is perfect for studios, control rooms, newsrooms, offices, you name it. Other advantages:

- Portable ■ Big 12" diameter face with 1 and 1/2" numbers and red-sweep second hand make it a cinch to read, even from a distance ■ Works on 2 "C" batteries ■ White or tan face, charcoal numbers; with woodhue case.

Price advantage, too! Only **\$59.95**

With all its assets, it's a great bargain at \$59.95. Shipping included. Send check or company purchase order. Include local taxes. If you prefer, we'll send C.O.D. Specify white or tan. Batteries not included. Mail your order now to Dept. BE-8 at nearest service center.



GENERAL TIME SERVICE
A TALLEY INDUSTRIES COMPANY

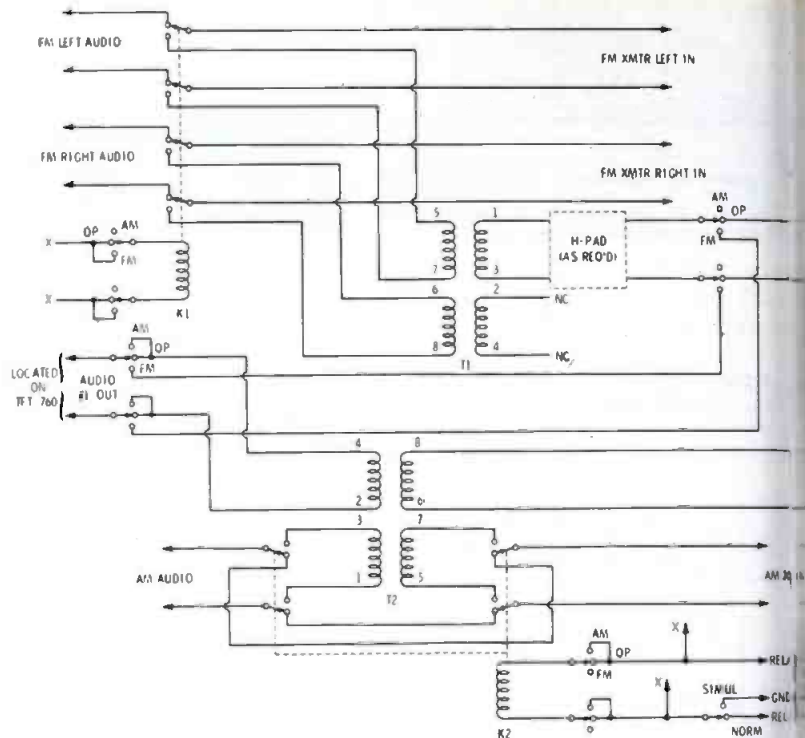
GENERAL TIME SERVICE

AKRON 819 E. Market St., OH 44305
CHICAGO 206 N. Michigan Ave., IL 60601
DALLAS 400 S. Ervay St., TX 75201
LOS ANGELES 5404 Wilshire Blvd., CA 90036
NEW YORK 150 E. 47 St., NY 10017
PHILADELPHIA 1214 Walnut St., PA 19107
PHOENIX 3809 E. Thomas Rd., AZ 85018
QUEENS 170-08 Jamaica Ave., NY 11433
SAN FRANCISCO 540 Mission St., CA 94105
SEATTLE 1510 Sixth Ave., WA 98101
WHEELING 599 S. Wheeling, IL 60090

For More Details Circle (32) on Reply Card

Station-to-Station

Continued from page 52



FM signal and when he hears the opening, he activates the COMMAND switches (with the EBS FUNCTION switch in FM TEST, hopefully). The EBS cartridge for the FM station carries a 35 Hz tone at -18 db during the 25-second silent period to disable the automation "silent sensor".

K1 and K2 are Potter & Brumfield KHP17D11, and all audio lines are brought out to patch panel jacks "just in case," so the EBS system can be patched out in case of a stuck relay.

This system works very well and is very popular with the operators since EBS testing is simpler than

the old carrier break method. They now have one-switch casting to boot.

By the way, switching the line through T2 causes about a 2 db drop in line level, which is unnoticed with normal compression and limiting. The H-pad on the FM was necessary since the levels are normally used on the AM line.

P. H. Beck
WSSV
Petersburg, Virginia

**Station-to-Station
Pays Better**

Mark IV-T Weatherminder

The original weather console designed especially for radio station local programming. Although many have tried to copy it for the last 20 years we can and will, on request, send you a list of hundreds of radio stations that still use and prefer the Mark IV. Real professional equipment at a modest price.

Texas Electronics, Inc.
P. O. Box 7225B
Dallas, TX 75209 ■ (214) 631-2490



Wind Direction & Speed
Barometric Pressure
Remote Temperature

Also, a complete line of other instruments, remote sensors, controllers, for Sheet BW-72.

For More Details Circle (33) on Reply Card

Information Needed Antenna Filters

We are seeking any information regarding FM antenna filters such as cavity or helical resonators, the type of which is to attenuate down FM carrier enough, at least 10 dB or greater, in order to keep other FM adjacent signals from broadcast purposes.

We would deeply appreciate any information on who or which company makes such products and where these items may be obtained. Can anybody help us out?

WHRM/WHRM-TV
3200 Park Road
Wausau, Wisconsin 54401
(608) 845-1319

Label Everything Watch VU's

and BE from cover to cover month and have picked up a great deal of useful information in its pages—both from the book and from the information gathered by station engineers across the country.

In the June '76 issue, I was extremely pleased to see the article by Dick Burke "Facility Construction—Proceed With Caution." The point he brought out very clearly was the need for cable labeling, cable labeling and documentation. In addition to engineering work at WZRD, I am also responsible for the planning and labeling of all audio and video gear on our university campus from the basic PA system to television facilities. In the six years that I have had this job I have emphasized the use of labeling and documentation, and it has paid off on numerous occasions. You'd be surprised at how difficult it is to find some people of the value of the extra work, however. Many times it's a waste of time.

There was one thing in the article that bothered me. Did you notice the console VU meters in the photo on page 43 are pinned? The students here at WZRD would like to point this out to me. I'm sure it didn't go unnoticed either.

Thanks go to BE and Mr.

Burke for a fine article (despite the pegged VUs).

Lawrence P. Kenney
WZRD

Video History

Part 2 of the "Videotape Recorder Revolution," on page 52 (May '76), shows a photograph of the inventors of the Ampex video tape recorder.

Philip Gundy, who appeared in that photo, left Ampex in 1961 and joined Cetec Corporation as Executive Vice President. Cetec's broadcast group includes Schafer Automation, Sparta Electronics, Vega Electronics, CETEC Audio, and Jampro Antenna Company. He retired last year, after 35 years in the broadcast equipment business.

Thought this information would be helpful to readers of Joe Roizen's fine article which tells of the present whereabouts of the original team of video tape inventors.

Peter K. Onnigian
President,
Jampro Antenna Company

Xmtr Help Needed

I am interested in contacting station engineers who have had experience in operation of RCA-3B FM transmitters. Of special interest is experience in converting or modernizing such units.


I am also interested in obtaining catalog sheets and/or operating manuals for such transmitters.

Recently I came upon a station where an engineer had cut an antenna to frequency, a Collins unit, I believe. It may be of interest to some engineers to read an article about such FM antenna conversions, procedures, planning and problems involved, etc.

I have enjoyed your magazine since its first issue in 1959 and still have most of the issues. I need a few issues to complete my file and have a few extra copies of back issues for trade for those I need. Would like to hear from anyone who has a complete file or would care to trade or sell some issues before 1964.

Harold A. Jahnke
421 Central Avenue E.
Hampton, Iowa 50441


Professional



ITC's 750 Series Reproducer

1/2 Track Stereo \$1150

- Fully serviceable in the equipment rack.
- Straight-line tape threading.
- Complete access to head with flip-top head cover.
- Professional +8 dBm output with 10 dB headroom.
- Safe tape handling provided with differential braking.
- Optional motion sensing / start memory.
- ITC's two year warranty.



For more information contact your automation company or call ITC collect at 309-828-1381.

**INTERNATIONAL
TAPETRONICS
CORPORATION**

2425 S. Main; Bloomington, Illinois

Marketed exclusively in Canada by
McCurdy Radio Industries, Ltd., Toronto

© 1975 by ITC

For More Details Circle (34) on Reply Card

**PROTECTION
ASSURED
AGAINST
LIGHTNING**
1049 Stations Use
The Wilkinson
Line Surge
Protector
IT REALLY WORKS!

WILKINSON
ELECTRONICS, INC. P.O. Box 738
Trainer, Pa. 19013
(215)497-5100

For More Details Circle (35) on Reply Card

**Wilkinson
Self Testing
Silicon Rectifiers
Replace Directly
Mercury Vapor
Tubes**

- * Self Testing — A neon indicator for each diode warns of failure.
- * Direct replacements available for all diode rectifiers — no rewiring necessary.
- * Repairable — any component can be replaced easily.
- * 200% Safety Margin on Voltage — 300% on Current.
- * Fully Guaranteed.

WILKINSON
ELECTRONICS, INC. P.O. Box 738
Trainer, Pa. 19013
(215)497-5100

For More Details Circle (36) on Reply Card

PEOPLE ON THE NEWS

Paul Richard, chairman of the Board of Directors of Thomson-CSF, died June 7. Vice Chairman **Jean Pierre Bouyssonnier** moves to the position of President. **Michel Willem** became President of Thomson-Brandt and **Jean-Marie Four** became Chairman of Thomson-CSF. **Jean-Marie Four** named to replace **Paul Richard** as member of the Board.

Ampex Corporation announces the appointment of **Richard Sirinsky** as National Marketing Manager for its audio-video systems division, and **Chad Steinberg** as Vice President of audio-video systems and data products.

George W. Hamilton has been assigned to the position of Manager of International Sales Administration for the Broadcast Products Division of Harris Corporation. He is reporting to **James Delisso**, Director of International Sales.

Newest members of the National Association of Broadcasters Board of Directors are **Dorland Thurston**, President-General Manager, WISN-TV, North Adams, Mass., as Chairman, and **Dorland Jones**, President, PSB Radio Group, Fond du Lac, Wis., as Vice Chairman. **Richard H. Cropp**, President of LPB Inc., announces the appointment of **Harry N. Larkin** to the post of Marketing Director.

For the third time in 57 years, RCA Corporation elected the same person to hold the position of President and Chairman of the Board, **Anthony Conrad**. **Robert N. Hurst** has been appointed to the staff of the RCA Broadcast Systems training department.

Felix D. Bonvouloir is now serving as the National Regional Manager of Broadcast Sales for the National Video Corporation. He is headquartered in Glenview, Ill. **William E. Beard** has been appointed by MICROTIME as Central Regional Manager of offices in Minneapolis, Minn.

After 40 years with Eastman Kodak, **William Phillips**, a Vice President and General Manager of the company's marketing division, is announcing plans to retire. **Anthony Frothingham**, an Assistant Vice President and Assistant General Manager of the marketing division, is succeeding **Phillips** as General Manager.

CCA Electronics Corporation announces the following appointments: **Bruce D. Buck** as Vice President International Sales and **Edward Lauman** as Field Manager, Saudi Arabia. **Elven Harvey, Jr.** is the new Vice President of Dyma Engineering and has been elected to the Board of Directors.

Jarrell C. Lester is a new member of the Regional Sales staff of Video Tape Division of Photo Film U.S.A., Inc. **Audiotronics** Comm

AUGUST, 1976

CABLE engineering



Is Docket 20508 Really "Unsound"

Staff members of the Cable Television Information Center termed "unsound" the provisions of the FCC's access and channel capacity decision (Docket 20508), which require a cable system to provide a composite access channel only where there is sufficient activated capacity and proof of demand, as well as the Commission's failure to require converters to meet access obligations.

In a **Petition for Reconsideration** filed June 21, Sheila Mahony, the center's Executive Director, and four other staff members said that these newly adopted rules represented "a fundamental reversal of long standing FCC policy of encouraging surplus channel capacity" as a means of fostering cable's growth. This decision by the FCC replaces the rules adopted in 1972 which would have required major market cable systems to provide four access channels and 20 channel capacity by 1977.

In their petition, the center staff members urged the Commission to adopt a policy which leaves the determination of delivered channel capacity to negotiations between cable operators and the franchising authority without Commission review. The staff also called for the requirement that large systems (over 3500 subscribers) provide at least one composite access channel, subject to a waiver based upon a demonstration of financial hardship by the operator. They also suggested that medium-sized systems (1000-3000 subscribers) with adequate capacity be required to make one composite access channel available with the modulation equipment necessary to permit transmission of the signal.

In urging the Commission to reconsider its decision, the staff members said that this reversal in Commission policy which limits cable's capacity "subverts the basic value of cable to the national communications system." The staff noted, "Without excess channel

capacity, the development of alternative uses and special services will never flourish, for the regulatory and economic constraints which apply to broadcasting will also become the dominant considerations in cable. Without capacity, access is impossible."

In its "zeal" to relieve the financial burdens of cable operators, the Commission has "ironically" shifted the burden "to those who were to be the beneficiaries of the Commission's access and capacity requirements," noted the staff members.

As for the Commission's decision not to require converters, the staff said that the Commission should

withdraw from negotiations between operator and municipalities and leave this area to the influence of the marketplace. A municipality which "is permitted to negotiate with an operator for a package of broadband communication services" should not be "prohibited from requesting the installation of converters to ensure delivery of a capacity that it deems to be sufficient."

The Cable Television Information Center, a part of The Institute is a private, non-profit advisory group which assists state and local governments in the development of cable television in the public interest.

Commission Hits Franchise Fees

The Commission has amended its cable television rules to indicate that, to the extent any franchise fee is above three percent of the franchisee's gross subscriber revenues per year, and a waiver request for a higher fee is denied, the excess fee will be considered void.

On August 13, 1975, the Commission proposed changing the wording of Section 76.31(b) of its rules so that applications for certificates of compliance containing franchise fees inconsistent with the rules might be processed with less unnecessary delay.

(Section 76.31(b) specifies that franchise fees imposed on cable television system operators should not exceed three to five percent of gross subscriber revenues per year from cable television operations in the community. If a franchise fee exceeds 3 percent, the cable system will not receive certification until the reasonableness of the fee is approved by the FCC.)

That proposal resulted from a Commission report and order in Docket 20272 in which the Commission addressed the problem of duplicative and excessive over-regulation of the cable television industry.

In that proceeding the Commission determined that "some of the most significant delays" in processing certificates of compliance occurred when franchise applications were submitted that do not conform with the rules.

The Commission then changed its processing procedure so that certificate applications no longer held pending review of the inconsistent franchise provisions by the franchising authority.

Instead, certificates are reviewed but the violative provisions are "considered null and void, but have not been preempted by federal action." The Commission said, however, that due to the wording of Section 76.31(b), it was not clear whether it could void inconsistent franchise fees. It initiated the rulemaking proceeding to change the language to allow for the application of processing procedures.

The Commission pointed out that the proposed change will either be treated as "null and void" or the franchise fee to the extent it violates the limit imposed by Section 76.31(b) of the rules in which a waiver is not obtained.

ports Continue To Hold Center Stage On Cable

Federal Broadcasting Company has signed additional CATV systems to air its Sports-70 hour per week package. This brings the number of cable systems airing the FBC package to 40 and the number of subscribers to 10.

The systems include Hawkeye Cablevision (Des Moines, Iowa); TV Systems Inc. (Honolulu, Hawaii); Cities Communications (Appleton-Beloit, Wisconsin); Warner Cable (Oshkosh, Wisconsin); C-K (Kenova, West Virginia); CableCom General (Oklahoma); First Illinois Cable TV (Springfield, Illinois); and Texarkana TV Cable Company (Texarkana, Texas).

The meeting of earth station vendors, antenna receiver manufacturers and representatives of the cable television industry, a unified approach to the Federal Communications Commission for approval of small-diameter satellite earth stations was discussed upon.

The conference, attended by representatives of more than 20 firms with an interest in satellite communications, was initiated and hosted by Home Box Office, the national pay TV network, at its headquarters in New York.

Participants in the day-long meeting agreed to pursue a technical approach to FCC approval of the small earth stations. Present FCC policy requires receive stations to have a minimum diameter of 29.5 ft.

According to Home Box Office Engineering Director Robert Tenten, it appears that television transmission—as opposed to other satellite transmission services—will tolerate higher adjacent channel interference levels.

This would make possible smaller, less costly receive-only antennas for television reception, requiring a change in the FCC's present policy on the spacing of satellites in orbit. The close separation policy originally led to the stipulation of a 9-meter-or-larger earth receive station.

Technical papers showing the acceptability of the small earth station were assigned to representatives of several companies. Tenten said a follow-up meeting to review these papers is now being scheduled.

He pointed out that while the FCC has permitted use of small earth stations for experimental and "special services" applications, the goal of the agency was to achieve FCC approval for normal, everyday operational use of the small stations in transmissions.

When the full technical package is completed, it will be made available for filing with the FCC by firms interested in installing a small-diameter station. In addition, HBO plans a filing on its behalf for installation of such a station to serve a location in Manhattan.

Continued on CE-4

some inventions SAVE you TIME, WORK & MONEY




THIS ONE DOES ALL THREE

Color sub-carrier burst phase requires close attention to prevent visible color faults (objectionable hue shifts) during a production or duping. Especially if you want to keep normal fleshtones when using special effects, supers and chroma key during color productions. Phase shifts greater than 5 degrees can distort normal fleshtones creating visible color faults. This can result from mis-adjusted video equipment or from various cable lengths and amplifiers which create delays and different burst angles according to their location in a color video system. Phase shifts could also result from normal aging of various components throughout the video system. You can check for phase shift the old way or the VACC way.



phase shift checked

the old way



phase shift checked

the VACC way

VACC's Burst Phase Meter (model BPM-1) is a \$437.50 replacement for most vectorscope applications. The unit requires only ac power, video and subcarrier inputs. An easy-to-read analog meter indicates phase shift in the video burst relative to the subcarrier over a full 180 degree range with 1/2 degree accuracy. (360 degrees phase range can be obtained with a coax delay line).

NEW! You saw it at NAB...now available for immediate delivery.

H-Phase Meter

Option 02...includes Burst Phase and H-Phase...all in one unit! \$638.00 list.



VIDEO AIDS corporation
of colorado

phone (303) 667-3301

112 West 4th Street, Loveland, Colorado 80537

For More Details Circle (121) on Reply Card

CE-3

FCC Approves NY Cable Law

The Commission has ruled that Section 817 of the New York Executive Law is consistent with FCC rules insofar as it permits the state's Commission on Cable Television (CCT) to allocate and collect its operating expense by assessing a fee of up to 2 percent of "gross annual receipts" among the various cable systems in the state.

It also found that CCT has made the special showing required to justify cable operators in the state paying in excess of 3 percent of their total gross subscriber revenues when the state fee is combined with an applicable municipal fee.

However, it found that insofar as the state fee, when combined with a applicable grandfathered municipal fee, exceeds 5 percent total gross subscriber revenues of a cable system, Section 817 was not consistent with FCC rules.

The action was in response to a petition by CCT for Commission advice on whether its system of assessment of its operating expenses on New York cable systems was consistent with the FCC franchise fee limitations contained in Section 76.31(b) of the rules.

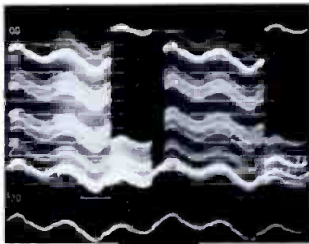
(That section states that a franchise fee shall be reasonable (in the range of 3-5 percent of the franchisee's gross subscriber revenues per year from cable television operations in the community, including all forms of consideration, such as initial lump sum payments).

If the fee exceeds 3 percent revenues, the cable system will receive FCC certification on reasonableness of the fee proved on showings by the franchisee that it will not interfere with the effectuation of federal policy goals, and by the franchise authority that it is appropriate in light of planned local regulatory goals.)

CCT noted that Article 28 of the New York Executive Law, effective May 24, 1972, provides a comprehensive state regulatory program applicable to cable television systems and for the establishment of the CCT charges with the accreditation of the regulatory program.

It said Section 817 of Article established a procedure by which CCT's costs and expenses, which are defrayed in the first instance out of the state treasury, are reimbursed by the cable television industry in proportion to a company's gross receipts, not to exceed 2 percent of a company's gross annual receipts for the 12 months designated by CCT.

STOP GROUND-LOOP HUM!




\$140
F.O.B. N.Y.

NEW!



NEW!



VIDEO HUM STOP COIL HSC 1

Will ELIMINATE HUM and other INTERFERENCE in Video Lines caused by differences in Ground Potential

- For Color and Black and White.
- FLAT-DC to 6.5 MHZ.
- No Low-Freq. or HI-Freq. Roll-off.
- No Differential Phase Distortion.
- No Differential Gain Distortion.
- No Envelope Delay.
- Passive Device - Failure Free-Low Price.
- Small Compact Package 4" x 4" x 2-1/4"

ELIMINATES HUM AND INTERFERENCE:

IN STUDIO

- Between Buildings
- On long runs in Buildings
- Between Studio and Transmitter
- On Incoming Telco Circuits
- On Outgoing Telco Circuits

IN FIELD

- Betw. Remote Truck and Telco
- Betw. Remote Truck and Microwave
- For Intetruck Hookup
- For YTR Units
- For Monitoring Lines

Available on 10 day free trial

AUDIO-VIDEO ENGINEERING COMPANY
65 Nancy Blvd., Merrick, N.Y. 11566
Tel. (516) 546-4239

For
Better
Results
Use
Reader
Service
Card
In
The
Back
Of
This
Issue

Sports *Continued from CE-3*

It was noted by HBO Senior Vice President Heyworth, that the acceptance of a small station by the FCC, would bring the cost of installations within the reach of many small television firms which cannot afford the large stations now being installed at a total of \$70,000 to \$100,000.

The FCC has proposed comprehensive legislation prohibiting the dissemination of obscene or indecent material by radio communication and cable television.

The FCC said its action was necessary because of recent court decisions in the First Amendment and technological advances in the communications industry that out dated existing statutes. If amended by the Congress, the proposed legislation would amend the Communications Act of 1934 to make it a criminal offense for any person to disseminate obscene or indecent material by means of radio communication or cable television, and that it would be empowered to impose various administrative sanctions for such dissemination.

The term "obscene" is defined in keeping with recent decisions of the Supreme Court to be patently offensive representation or verbal exhibition of sexual intercourse, masturbation, or exhibition of a human genital or excretory organ which appeals to the prurient interest of the person applying contemporary community standards and which lacks serious literary, artistic, political or scientific value.

For More Details Circle (122) on Reply Card

a newly-formed in-house advertising agency
Electronics Corporation, will be headed by
R. Grindinger as Director.

National Broadcasters Club announces the
of their June elections: President—**Leonard**
RCA; First Vice President and Treasurer—
Wesley, Assn. of Maximum Service Telecasters;
Vice President—**Wally Briscoe**, National
TV Assn.; and Secretary—**Patty Grace**, NAB.
Board members are: **Tuft**; **Grace**; **Sam**
Gray, FCC; **Russell Eagan**, **Ellis and Rowe**;
Walters Marquis, Public Broadcasting Service;
George Lovett, American TV and Communica-
tion Board members confirmed for another year
are **Wesley**; **Briscoe**; **Charles Macatee**, WMAL,
Washington; **Warren Zwicky**, Storer Broadcasting
Company; **Walden Prestholdt**, A.D. Ring & Co.; and
Walter Gray, NAB.

The Federal Communications Commission an-
nounces the appointments of four officials: **Jerold L.**
Walters, Deputy Chief of the Cable Television
Division; **Roscoe E. Long**, Chief of the Broadcast
Policy and Rules Division; **Philip Permut**,
Chief of the Common Carrier Bureau Policy and
Regulation Division; and **J. Clay Smith**, Associate
General Counsel.

John Swanson is now serving as Chief Engineer at
KATV in Nashville...**Bob Galen** has joined KARN,
Fayetteville, Ark., as morning host and Chief
Engineer...**James B. Barnes**, Director of program-
ing and Development at KETC-TV, St. Louis, is
beginning another three year term on the Board of
Directors of the Adult Education Council of Greater
St. Louis.

Bob Sieler joined KEVN-TV/KIVV-TV, Rapid
City, Dak., as Station Manager...**Marvin Young**,
Chief Engineer, WSVL, Shelbyville, Ind., died June
15 after a brief illness. **Young**, 53, had been with
the station since it began broadcasting in 1961 and
was the Chief Engineer in 1964.

Bob Pappas is now working as President of Big
D Broadcasting, owner of KTRB Radio and
KTRB-TV, Modesto, Cal....**Mike Pappas** has
been named President of KMUV-TV, Sacramento,
Cal....**Harry Pappas** is the new President of Pappas
Broadcasting Inc., owner of KMPH-TV, Tulare-
Kingsburg, Cal.

Bob Santos is operating as General Manager of
KATV Radio and KBOS Radio, Tulare, Cal....
Bob Azevedo now occupies the position of
Sales Manager of KGEN Radio and KBOS
Radio, Tulare, Cal.

Two radio station executives, **Jerry Fitch**, **Elliott**
and William F. O'Shaughnessy, have been
nominated to the Radio Information Office Com-
mittee of the NAB.


Those interested in CATV will want to note that
Walter Harris has been elected chairman of the Na-
tional Cable Television Association.



Coming through...

with even more ways to move
words, power, pictures and songs

At Belden we're constantly coming through with new wire, cable and cord answers to meet an expanding array of broadcast system needs. Mike cable, control cable, coax and triax, power supply cords... We application-engineer wire products to fit specific on-the-job conditions. We put it up in UNREEL™ to save you installation time. And we back it up with service: from availability and fast delivery to custom designs. Let Belden come through for you. Get the new Belden Electronic Catalog today. Belden Corporation, Electronic Division, P.O. Box 1327, Richmond, IN 47374. Phone: 317-966-6661.



BELDEN  **Coming through...**
with new ideas for moving electrical energy

Copyright © 1976 by Belden Corporation

B-10-6



For More Details Circle (37) on Reply Card

From BLUE BANANAS to SAG TAILS

Former Father Makes The News

Our mini crew of five manage to put on a five-minute TV newscast at 7:25 for the early morning San Diego viewer. Our announcer often suffers the "marble mouth" syndrome at that hour and all in one show spewed forth with:

"...and we'll have a live report from the fire by our fume crew."

"And from the state capitol, our Sacramento reporter talked to Governor Junior Brown." (He's Gov. Brown, Jr., of course.)

And concluded with another story regarding former Governor Brown, Sr. which came out "Governor Brown's former Father."

And that's the news at this hour.

Mary Zoller

Video Engineer

KCST TV

San Diego, California

How To Massage The Message

I have been enjoying your "Blue Bananas" in addition to the other excellent articles, and I thought this may be of interest.

KRBB-AM and KRBB-FM have a program every hour called "Community Events" which feature news about civic clubs, church revivals, etc. Recently, we received a letter asking that we announce a revival at one of the local churches with a closing statement informing us that MASSAGES would be brought to all by Rev. -----.

Luckily, we never read anything "cold" on the air.

I hope this brings a chuckle to all of your readers.

Paul S. Demaree

General Manager

KRBB

Sallisaw, Oklahoma

Epat Drawkcab? You Knew It Could And It Did

In my last week of college radio, at WYBC, New Haven, I found myself alone in the studio for several hours running three independent programs: While our FM channel carried our regular, Sunday classical-music schedule, one of our carrier-current AM channels carried two remotes, back-to-back (one each from the chapel and the stadium), while our other carrier-current AM channel carried a review of all the listening assignments for History of Music 10, whose final exam was the next day.

Cueing up records and announcing for the FM programs simultaneously listening to the remote for commercial cues cueing those up on ET's) kept quite busy. But at least the history announcements were on the tapes, so I didn't have to worry about them, as long as I could see the Ampex turning.

Halfway through, though, I got a phone call: "I'm just a freshman mind you, but...isn't the tape backwards?". It was.

Another time, good training paid off in keeping a bright blue tape off the air. Had the static warned me to keep my eye on a few words ahead of my mouth on our rip-and-read newscasts, I had broadcast this little gem right on the UPI wire: "Said one witness the crash. 'It was terrible! First there was this awful noise and everyone was running and screaming!"

Ivan Eric

**Electronics & Photography
Popular Mechanics Magazine**



"The opinions expressed by the weatherman are his own and are not necessarily those of this station."



Still the industry's MOST POPULAR

VIDEO TAPE CONDITIONER

- Cleans and winds tapes
- Prolong tape life and reduce dropouts
- Hundreds installed worldwide
- Leasing program available

RECORTEC, INC. 777 PALOMAR AVE. SUNNYVALE, CA. 94086 TEL: (408) 735-8821 TWX: 910 337324

For More Details Circle (41) on Reply Card

Zoom in!

Take 1... "A Letter From Andy"

Typical of the many letters received at the ASTVC office in New York, one from a young hopeful we identify only as "Andy". Andy is inquiring as to how he may "break" the market....get a foot in the door....or more explicitly....get a job on one of the major nets in New York City, sometimes referred to as "the Big Apple".

Andy assures us that although he has failed in all areas of TV broadcast operations, he will be more than happy to start "anywhere at all" for almost any job....All he wants now is a "contract"....who does he have to go to for help or advice we can give him will be deeply appreciated....

How do you answer "Andy"?.... Well, you might start by telling him that there is no set answer. You should also tell him that the various departments, representing the Tech Ops at the three nets, do not do much hiring. They may refer people to proper management people at the nets, but that's about all that comes from there on, it's up to the individual to sell himself. Now, for most people who "make it" through the VR's (vacation reliefs), the VR's are for several summers and are finally becoming permanent, before dropping out. At least, as far as the particular net is concerned.

Does it help to know someone? It doesn't hurt....Not only doesn't it help, but in too many cases it is the wrong way of "making it"....It is common knowledge that it is almost embarrassing to find the high production of relatives that are being put onto the job.

It is the position of the ASTVC on this?....Quite simply.... We don't see this kind of nepotism as obtainable and undesirable when it comes to individuals with little or no experience over those much more experienced and/or qualified. It is because of some "relationship" that it is degrading to the industry as a whole and, in the long

run, detrimental to that same employer. If....the relative happens to have the same (or better) qualifications than the stranger....no problem....at least not now apparent.

What do YOU think? Send us your views.

Take 2... Do You Want To Be A Producer?

We are holding auditions. The ASTV is thinking seriously of producing its own "in-house" documentary. We will script, cast, shoot, edit and then peddle it....Well, maybe not peddle....but certainly plug it and aim to make it available for distribution.


The idea was first presented at a meeting at the West Point chapter back in May. The thinking was: We certainly have the talent in the Society. The equipment can be made available. So, why not? Although there is no agreed-on subject as of now, we had toyed with the idea of something tied-in with the Bi-Centennial. Inasmuch as we have chapters or members from Boston down to Washington, and this entire region is rich in the history of the founding of this nation, we might exploit this potential. But, as we said, we have not made a decision yet. We now ask our membership to get involved. Send us your ideas as to what you think would be a suitable or appropriate theme for an ASTVC package. AND....if you would like to play a part in that production, please so advise in your letter. Direct all mail concerning the above to: Mr. Tom Jocelyn, ASTVC, Box 296, Sparkill, NY 10976.

Take 3... John Cordone Retires

He is not retiring from the industry....only from the Board of Directors of the ASTVC. Johnny, one of the ASTVC's EMMY winners, has announced that he will not seek reelection to the Board this next election. Although John did not spell it out, the fact that he has recently moved "on" to becoming a TD at ABC may have been a factor in his decision.

Slow fade to black...

Tomorrows Audio Consoles...



... here today!

The biggest advance of audio control in the last 15 years.

Totally DC controlled for noiseless switching and audio mixing. Lighted touch pad switching eliminates mechanical noise and breakdown. Advanced solid state light emitting "VU" meters. Cermet mixers and level controls for years of trouble free operation. Plug in amplifier cards. Full range input gain select from mic thru high level. All inputs and outputs balanced. Distortion — 0/3%; Response — +0, -2 db, 20 Hz - 20 KHz; Noise — -65 db (mic inputs). Flexibility? Complete complement of accessories for input expansion, equalization, remote control, etc.

10 day free trial and 2 year warranty.

Call collect or write today. You'll find it both an exciting and profitable adventure!

Models & Prices

SC-5M Single Channel, mono	\$ 780
DC-5M Dual Channel, mono	\$1,032
DC-5MS Dual Channel, stereo	\$1,252
DC-8M Dual Channel, mono	\$1,390
DC-8MS Dual Channel, stereo	\$1,880

RAMKO RESEARCH

11355 Folsom Blvd.
Rancho Cordova, CA 95670
Telephone (916) 392-2100

For More Details Circle (120) on Reply Card

Commission Adopts EEO Guidelines

The FCC has adopted new equal employment opportunity guidelines designed to reaffirm Commission's commitment to genuine equal employment opportunities, strengthen the elements of the equal employment opportunity program, and provide an opportunity for self-evaluation of the effectiveness of such programs by broadcast licensees.

This action was the result of a notice of quinquennial rulemaking released on July 25, 1975. It asks for comments on certain changes in the equal employment opportunity guidelines including a model EEO program, new enforcement procedures, and raising the threshold for filing a written EEO program from five or more full-time employees to more than ten full-time employees.

Under the new guidelines, the Commission adopted, with minor modifications, the model EEO program proposed in the notice of inquiry. The model program, which is designed to serve as a sample program, contains ten elements including sections devoted to a licensee's recruitment techniques and sources, training efforts, the availability of women and minorities in the applicable workforce, and a job structure analysis to be submitted by licensees employing 50 or more full-time employees.

New Filing Threshold

The Commission also amended its EEO rules to provide for a new filing threshold for those stations required to file written EEO programs from the present five or more full-time employees to more than ten full-time employees. The Commission noted that written EEO programs were of questionable value in the smaller broadcast stations at the time of the new threshold. 91,889 full-time employees representing 84.9 percent of the broadcast industry's total full-time workforce would still be covered by a written EEO program. The Commission noted that while it requested comments on an exemption from the new threshold to 15 full-time employees, the more than ten full-time employee threshold represented a more reasonable standard.

The Commission affirmed its use of the "zone of reasonableness" standard in contested cases and indicated that it was in the process of developing a new processing standard for noncontested cases which would be "more in line with the standard used in contested cases." The Commission also noted that it would continue to report on the effectiveness of the EEO program where it appeared that a licensee's EEO program was passive or not achieving desired results.

In addition, the Commission indicated that it would require that a licensee set forth goals and timetables to "demonstrate the applicant's good faith intention to increase minority and female utilization."

Diagram illustrating tape head configurations for Mono and Stereo recording. The Mono head is labeled "MONO" and the Stereo head is labeled "STEREO". Both heads are shown with "ALL METAL FACE" and "1/4 INCH TAPE" specifications. Below the heads are logos for "Scully" (Flutter Bar Reconditioning), "AMPEX" (Non-Popping Gate Spring Modification), and "Magnacord" (For Older Models: Pole Pieces, Caps w/Guides, Replacement Heads).

DIRECT REPLACEMENT HEADS

MMI HEADS EQUAL OR EXCEED ORIGINAL EQUIPMENT SPECS.

SEND US YOUR ASSEMBLY. We will ultrasonically clean everything — install new heads if yours cannot be relapped — replace any worn or missing minor hardware — adjust — test — ship back PRE-PAID your assembly (not some other).

36 HOUR SERVICE — LOANERS AVAILABLE


INSTALL YOURSELF. Buy MMI heads with complete written and pictorial instructions.



For More Details Circle (39) on Reply Card

Who Has The Time?

Skotel time code readers and generators. High performance timekeeping for greater flexibility in programming and commercial production. Models feature full user data facilities, high visibility LED display, low power consumption and cool reliable operation. Skotel is



compatible with all other SMPTE code equipment and options plug in with no special tests or tools required. Our reader reads 80 bit SMPTE code from any source at speeds from hand turn to 40X. Self-contained character generator gives precise, single frame accuracy.

Like to see more? We've got the time.

skote | PO Box 310, Station Rosemont
Montreal, Canada H1X 3B8
(514) 728-2285

Manufacturer Helps KRXX Back On The Air

On August 20, 1975, the Commission released a notice of proposed rulemaking in this matter and received comments from five parties, all supporting the proposal. Replies were received.

In the notice of proposed rulemaking the Commission pointed out that it had received applications for instruction permits for several translators from the same applicant proposing to serve two different communities from the same site on the same output channel. Noting that this was obviously an effort to achieve the same results which would be achieved with a multiple output amplifier but at twice the cost, the Commission said that in the absence of valid and compelling reasons, applicants should not be licensed in this manner.

Setting up temporary quarters in a mobile home, KPXX, Rexburg, Idaho's only radio station, was able to resume broadcasting only four days after its transmitter shack had been destroyed by flood waters on the breached Teton Dam 15 miles away. Surprisingly, the station's antenna remained standing.

Responding to a request from Gov. Cecil D. Andrus, RCA helped KRXX get back on the air. Cooperation was needed to help Rexburg's 4,700 citizens locate family members and friends and to broadcast emergency rescue and evacuation messages in the area.

RCA notified their transmitter manufacturing plant in Meadowdale, Pa., near Pittsburgh, and a low watt AM transmitter was packed out and packed for air shipment.

The following day, June 12, a 200-pound transmitter was loaded on board a National Guard transport that had been dispatched to a forward base adjoining the Pittsburgh Airport.

Meanwhile, transmitter specialists from RCA Broadcast Systems, Camden, N.J., arrived in Rex-

burg and were flown by helicopter to the KRXX site. They found only a concrete floor slab where the transmitter shack had been, but the station's antenna tower remained standing.

The new transmitter was trucked to the site and the RCA engineers, with the help of National Guardsmen, went to work installing it in a large house trailer that was to be its temporary home.

Discreet Quad Stereo Network

The world's first Discrete Quadraphonic Stereo Network Broadcast took place July 24 in California.

Billed as a "Complete Sound Experience," the program was aired throughout most of Central and Northern California. K-101, San Francisco, was the flagship station, and the show involved the combined efforts of EBRG, San Francisco, and KZAP and KSFM, Sacramento.

The show was produced from K-101's custom-built four channel studios. K-101 broadcast two of the four channels over its stereo signal on 101.3 mc and the remaining two channels over KBRG's signal on 105.3 mc. The show was rebroadcast over KZAP (98.5 mc) and KSFM (102.5 mc).


The program featured a variety of music and artists. It took two stereo receivers to listen to the experimental broadcast, so all four stations promoted to their combined listeners to have "Quadraphonic Parties"—invite a friend with another stereo system.

Commission Amends Rules

The Commission has amended its rules to allow UHF television translator stations to use multiple output amplifiers. Only UHF translators with 100 watts or less power that are not operating on channels listed in the FCC's Television Table of Assignments will be eligible to use these amplifiers.

Under the former rules, use of multiple output amplifiers was limited to VHF translator stations.

Audio Distribution...



...made easy!

Six different audio DA's designed to solve all of your distribution problems.

From our table top 1 in/6 out to our powerful 20 in/80 out. Stereo or mono operation, output metering, individual level controls and balanced inputs and outputs are just a few of the many features found in these superb DA's. Performance? Response — 10 Hz - 20 KHz ±0.5 db; Dist. — 0.1%; Output level — +20 dbm max; Signal/Noise — -90 db; Channel separation — 80 db. Quality? All RAMKO products are backed by our 10 day free trial and 2 year warranty. They have to be good to do that.

Call collect or write today!

Models & Prices

DA-6/E 1x6 (table top)	\$ 145
DA-6R/E 1x6 (rack)	\$ 165
DA-6BR/E 1x6 (rack, indiv. cont.)	\$ 179
DA-6RS/E 2x12 (rack)	\$ 239
DA-16BR/E 2x16 (rack, meter, etc.)	\$ 295
DA-2080 up to 20x80 (rack)	\$325 - \$1,675

RAMKO RESEARCH

11355 Folsom Blvd.
Rancho Cordova, CA 95670
Telephone (916) 392-2100

For More Details Circle (42) on Reply Card

Quality Control

Continued from page 44

A Word About Standards

Since there are no sweep frequency and low distortion test tapes of the type described here available from test tape manufacturers, they must be made by the broadcaster. This is not a difficult task, and very good tapes can be made on any professional quality tape deck. Since the spectrum analyzer deals

in relative values, the exact levels are not critical, but, care must be taken to assure that the recorder used to generate the test tape is in perfect alignment.

Start out by adjusting your mastering deck for as perfect reproduction of a standard NAB alignment tape as possible. Most decks can be made flat within a dB from 50 to 15,000 Hz. Next, adjust the bias for lowest distortion reproduction of a 0 level input signal. With most decks, adjusting the bias for


maximum output with a 1 k level input then adding an extra dB of bias results in lowest distortion. If the tape deck has a distortion adjustment, use marked linearity, the next step is to adjust it for minimum third harmonic, which is the type of distortion inherent in magnetic systems. Any second harmonic you see is most likely due to electronics.

After the bias has been set for record equalization and azimuth should be adjusted for the flattest possible record/play response. With most decks, it is possible to get alignment close enough to duplicate a standard NAB tape within a dB. Now the 90 second sweep tone from the tracking generator can be recorded with good accuracy. We found the Scully 280 that was used to make the prototype tape, and it was perfectly flat up to 17 kHz.

The distortion test tones can be recorded at full level. I had to take a little more drive at the low and high end to come up with exactly the same output level at low, mid and high, but once again the exact level is not really critical since on the screen we will be looking for the difference between the fundamental and its harmonics and not the absolute value of either.

If the results are to be recorded on a scope camera, such as the expensive Polaroid, can save a lot of time. The photos for this article were taken from the face of the Teletronix storage display in a Siemens series mainframe, which also accepts SL4N spectrum analyzer as a preamp. The photos can be filed as an ongoing record of the information system's audio performance making it easy to spot slow deterioration before it begins to bother listeners.

As the trend toward smaller engineering staffs continues, readers may ponder how a direct read below one is possible), so also the sophistication of automated radio formats, which often need more tape sources. What this amounts to is more work for fewer people. Less people with better methods can keep quality up even if years of routine service never detects a defect, would you like to bet the success of your station on it?



Specifically designed for automated systems

Otari, Japan's leading producer of professional recorders, announces the ARS-1000 Automated Radio Station Reproducer. This new machine is based on the successful MX-5050 professional recorder, with several components modified to meet the special needs of the automated broadcaster for consistent quality and greater reliability under heavy duty continuous operating conditions.

Compare these features:

2500 hours MTBF; 7 1/2 or 3 3/4 ips; front switchable speeds; preamp in

head assembly for minimum RFI and improved S/N; optional 25 Hz sensor; improved low frequency response for reliable 25 Hz sensing; +4dB 600 ohm output; improved flutter performance; plug-in boards with gold-plated contacts; nationwide parts and service from Otari MX-5050 service centers (mechanical parts are interchangeable); one year parts and labor warranty.

If you're considering automation, ask your automated system supplier for full details on the ARS-1000 or call Otari.

OTARI

Otari Corporation
981 Industrial Road
San Carlos, California 94070
(415) 593-1648 TWX 910-376-4890

For More Details Circle (43) on Reply Card

NEW PRODUCTS

Hand-held ENG Camera

A versatile, "take-it-anywhere" hand-held camera for professional video productions is now available from the Broadcast Equipment Division of Philips Video Systems Corp. Known as the Philips LDK-11, the camera has many design features for a wide variety of on-site television assignments, such as electronic news gathering, local station commercial productions, documentaries and special events.

For flexibility, the LDK-11 may be either battery or AC powered. The system design permits operation of the camera either as a fully contained portable unit, or as a disconnected, remote-controlled camera when integrated with additional cameras in a multi-unit studio or field pickup.

Compactly constructed, the LDK-11 camera head with lens weighs only 15 pounds. It contains a 2/3-inch Plumbicon pickup tube and integral bias light to minimize lag at low light levels. Excellent pickup quality is a result of a beam splitting prism which provides high quality pictures compatible in colorimetry with studio cameras. For added operational efficiency, it is equipped with automatic white balance and auto-focus.

For More Details Circle (80) on Reply Card


AM Modulation Monitor

The new AM broadband modulation monitor that measures up to 100% positive peak modulation of broadcast transmitters has been introduced by Time and Frequency Technology, Inc.

The Model 753, the new modulation monitor has an internal

Continued on page 64

designed for television...

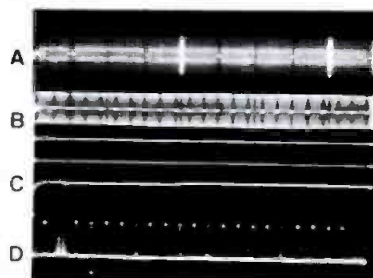


Datatek video sweep generator

TYPE D-630 A

Features:

- Self contained video sweep generator with internal or external sync and blanking.
- Wide sweep range, variable up to 10-0-20MHz or 20-0-10MHz. Excellent linearity.
- Variable sweep rates from 20 sec. to 1/60 sec. Fixed rates at power line and video field (locked) frequencies. Manual sweep.
- Sweep range set by separate start frequency and finish frequency controls. Sweep reversible.
- Built in frequency readout, switchable to show start, finish, variable marker and sweep output frequencies.
- Comprehensive marker facilities. Fixed markers at 1MHz and 5MHz intervals, color and aural subcarrier frequencies. Two continuously variable stop markers. External marker input.
- Symmetrical marker blanking in sweep output. Separate marker pulse output.
 - Internal or external sweep modulation, for applications including envelope delay measurement, detected amplitude displays, etc.
- Conveniently small unit, with signal connector facilities for either front or rear access.



A. Modulated sweep, non-comp., 2-0-20MHz, marker blanking 5MHz intervals, variable stop markers at 7.5 and 17.5MHz.

B. Composite video sweep, 2-0-20MHz, marker blanking at 1MHz intervals.

C. Detected non-comp. sweep, variable stop markers at 7.5 and 17.5MHz.

D. Marker pulses output, 1MHz intervals (5MHz intervals evident).

Other Advanced Datatek Products:

- Transmitter Phase Equalizers and Waveform Correctors
- Differential Phase & Gain Measuring Sets
- Envelope Delay Measuring Sets
- Video Waveform Equalizers
- Video-Audio Routing Switchers
- Video, Audio & Pulse D.A.s

DATATEK

CORP.

1166 W. CHESTNUT STREET, UNION, N.J. 07083
(201) 964-3656

New Products

Continued from page 63

noise level of better than -75dB, distortion of 0.15% at 99% modulation and audio frequency response of $\pm 2\%$. Built-in meter attenuator is provided for proof-of-performance measurements. Linear phase filter design is used to achieve zero overshoot for square wave modulated RF carrier. The Model 753 is FCC type approved for AM broadcast monitoring.

By adding the Model 754 RF Preselector, broadcast stations, consultants, and regulatory agencies can tune in any one of the AM broadcast stations and precisely monitor its modulation and frequency off-the-air. A low cost tunable frequency-synthesized RF preselector is also available for off-the-air modulation monitoring.

Optional carrier power level alarm, absence-of-modulation alarm, off-frequency alarm and over modulation alarm are avail-

able. By adding external detecting circuitry, it is fully able for Automatic Broadcast Transmission System (ATS) applications.

For More Details Circle (81) on Reply Card

Transmitter Conversion Kit

Wilkinson Electronics announces a kit to convert the RCA BT1, BT5H, BTA10G and BT100 AM Broadcast Transmitters. Thyatron high voltage power supplies to solid state power supplies.

These kits are adaptable to configurations, including cutback mode power change or mp power change.

For More Details Circle (82) on Reply Card

Audio Attenuators

A new line of audio attenuators is available from Modular Products, Inc., a unit of Modular Devices, Inc. of Bohemia, New York.

The new models, 8160-Mono, 8260-Stereo (2-gang) and 8460-Quad (4-gang); utilize a precision conductive plastic resistance element in a 600 ohm constant impedance ladder network combination in conjunction with mirror-finger precious metal wiping contacts. The mirror-finish elements are rated in the millions of cycle operation.

Resolution is infinite, and accuracy is within $\pm 0.1\%$. Maximum attenuation is greater than 95 dB, with interchannel isolation in multi-gang units greater than 80 dB.

All three models are housed in the same standard size case featuring a black anodized aluminum faceplate with a permanent epoxy scale, calibrated in dB attenuation. A slide type indicator knob is provided. Dimension 1 1/2" wide x 7" high x 3 1/2" deep. External connections are made via a P.C. connector furnished with each unit.

Available as an option, internal SPDT microswitch provides both normally open and normally closed contacts, and operates at the bottom of the travel (infinity position) for to cast CUE, channel ON/OFF or other desired functions.

For More Details Circle (83) on Reply Card

You Have a Right To Expect More from Scully's Family of Recorders.



And look what you get with Scully's 280B/284B series. One to four tracks. Plus these important features:

- Optional DC capstan servo
- Motion direction sensing logic
- Innovative low-noise electronics
- Functionally illuminated controls
- Optional 14" reel capability
- Reproduce-only version (285B)
- Variable speed accessory with L.E.D. speed read-out

For multi-channel application, Scully has the 284B-8, one inch 8-track master recorder with DC servo and 14" reels. You'll solve a lot of recording problems at once with the versatile Scully family.

Sales, service and replacement parts are available from over 200 worldwide distributors.

Get the facts. Write, Telex or phone:

Scully | Metrotech

Division of Dictaphone

475 Ellis Street
Mountain View, California 94043
(415) 968-8389 TLX 34-5524

Scully and Metrotech are trademarks of Dictaphone Corporation, Rye, New York.

For More Details Circle (45) on Reply Card

Oscilloscope Measurements Instruction Book

A comprehensive book in instructional format entitled "Zeroing in on Ones and Zeros" was announced by Philips Test & Measuring Instruments, Inc., a North American Philips Company.

Written for Philips technical personnel around the world, the book provides theory and operational information on oscilloscope and digital measurements. The book is divided into six parts:

- 1 Basic Oscilloscope Principles.
 - 2 Additional Functions, Principles and Operating Information.
 - 3 Measurement Considerations and Definitions.
 - 4 Oscilloscope Probes.
 - 5 Digital Features and Versions.
 - 6 Measurement Examples in Analog and Computer Applications.
- Starting with a basic oscilloscope and operation discussion, the book progresses through multi-triggering, differential modes and delayed timebase operation. Measurements in pulse applications are discussed, including rise time and risetime considerations.

Oscilloscope probes with active and passive devices included are discussed with their relationship to use in pulse measurements. Various digital features, such as digitally delayed sweep, word-squeezers, TTL triggering and more are also described. Measurement examples in digital and computer applications are also included.

For More Details Circle (84) on Reply Card

CW Klystron Amplifiers

Varian introduces two five-cavity, water-cooled klystrons for use as amplifier tubes in both visual and aural sections of UHF-TV transmitters.

The VA-953H and VA-954H offer a gain of at least 47 dB, 55 W peak-of-sync output with an 0.7 W of rf drive, up to 42 percent efficiency at peak-of-sync and one dB is at least 7 percent over the tuning range.

For more information, write: Varian, Microwave Tube Division, 3601 Hansen Way, Palo Alto, CA

For More Details Circle (85) on Reply Card

Now is the time to buy Harris' Circularly Polarized Television Antenna.

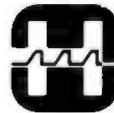
The new Harris CBR (cavity backed radiator) CP antenna is developed, pattern tested for CP and horizontal radiation, and ready to go.

You can install it today and radiate a horizontal pattern. Then, when approval comes from the FCC, you're ready for circular polarization, with minor field modifications.


The Harris CP antenna offers the very finest in signal transmission, with significant reduction of ghosting effects in problem areas. In addition, signal-to-noise ratios in fringe

areas are improved. And the extremely wide bandwidth inherent in the Harris design permits multiplexing of any two or more stations in the VHF high band channels.

For complete information about the Harris circularly polarized TV antenna that's "slightly ahead of its time", write Harris Corporation, Broadcast Products Division, Quincy, Illinois 62301.



HARRIS
COMMUNICATIONS AND
INFORMATION HANDLING



For More Details Circle (46) on Reply Card

New Products

Continued from page 65

Time Calculator

ESE has introduced its latest digital timing product. A four digit, 60 minute time calculator/timer which adds or subtracts minutes and seconds, and at the flip of a switch, can count and display elapsed time.

The timing and calculating modes may be mixed so that an

operator may time an interval in the timing mode, flip the switch and add or subtract a time value, then switch back to timing an additional interval.

Since the display does not change, the ES 230 can be used as a presettable timer by entering a time while in the calculator mode and then switching to timer mode.

The ES 230 has been used by broadcasters to calculate time segments for programming, as well as by time study personnel.

The unit measures 3½" high, 8½" deep x 6½" wide and weighs 2½ lbs. and operates from 117-120 V, 60 Hz.

For More Details Circle (86) on Reply Card

Stereo Generator

QEI Corporation, Kresson, New Jersey 08053, has announced the availability of its new Stereo Generator Model 772. The Model 772 meets or exceeds FCC requirements for stereo MPX transmission.

The stereo signal is generated through the use of a time division technology to reduce the complexity of the circuit and to minimize the number of adjustment points. The technique passes both left and right signals through identical circuits to ensure close phase and amplitude tracking, resulting in minimum cross talk.

A precision phase linear low pass filter is used to attenuate all unwanted harmonics of the 38 KHz switching wave.

The output is high level (4 V) low impedance. A low impedance output of less than 300 ohms is used to preclude high-frequency attenuation of the composite signal by the coaxial output cable.


The frequency response is flat within 0.5 dB from 30 Hz to 15 KHz and offers stereo separation greater than 40 dB across the band. Total distortion left or right is better than 0.25% THD or 0.2% dB. The unit has built-in tracking pre-emphasis. Crosstalk from main to subchannel and subchannel to main channel across the operating band, 30 Hz to 15 KHz, is at least 46 dB and the suppression of the 38 KHz switching signal better than 55 dB with total noise output of 20 dB.

The Model 772 has special phase equalized 15 KHz low pass input filters available with minimum phase relationships. This is done to ensure minimum crosstalk and to prevent transient distortion at all frequencies.

The QEI Model 772 is made in a standard 19" rack mount, requiring only 3½" of rack space and is self-contained with its own power supply. The generator circuitry is mounted on three circuit boards: stereo generator assembly; a control and power supply assembly.

GATV

REMOTE CONTROL RECEIVER - SWITCHER



MODEL 3000 R-10

DOES YOUR COMPUTER KNOW WHEN A BALL GAME IS GOING INTO OVERTIME?

If not, you need a system as shown above to permit your engineer to take control from his home or office. Switch programs from a dial-up telephone line and/or microwave or radio link.

Write for complete data:

M
E

MONROE ELECTRONICS, INC.

100 HOUSEL AVENUE, LYNDONVILLE, NEW YORK 14098

Area Code 716 765-2254

For More Details Circle (47) on Reply Card

regulator assembly. Terminals are provided to allow remote stereo switching. Power input is 115/230 V single phase, 50/60 Hz. All controls are located on the panel with input and output connections on the rear apron.

More Details Circle (87) on Reply Card

Power Drop-Off Alarm

WATCHER® RF Power Monitor/Alarm series 3162, by Bird Electronic Corporation is designed to warn of power drop-off below a level to conform with FCC part 15 requirements. The unit is used for instance, at a Mobile terminal site to measure forward power, reflected power (with a dummy-contact front-panel etc, and to obtain VSWR and SWR system data during routine maintenance. It is then left in place to feed back a signal in response to the transmitter being used indicating whether it is on and with sufficient power.

Versions under consideration will automatically switch over to back-up transmitter in case of malfunction or send tone-enclosed RF level information over cable pair.

Series 3162 is available for operation at all Telco communications frequencies and power levels (e.g. 2-512 MHz and 1-500 watts), and for 12 DC or 117 volt AC supply.

For More Details Circle (88) on Reply Card

Audio-Video Routing Switcher

Image Video Limited of Toronto, Canada announces the introduction of a new line of audio/video routing switchers. These switchers feature ultra conservative design and extremely low crosstalk. This product has been well received in Canada by Television Broadcasters and particularly by the Canadian Broadcasting Corporation.

Image Video Switchers are marketed exclusively by Glentronix Limited, 160 Duncan Mill Road, Don Mills, Ontario, M3B 1Z5.

For More Details Circle (89) on Reply Card



Official Headset of the 1976 Olympic Games

Eliminate Off-Mike Problems With The Sportscaster Headset



Sportscaster headset with integral dynamic mike from Television Equipment Associates gives you complete freedom of movement and simultaneous monitoring of two sources.

The headset has a
 Dynamic boom microphone: 400 ohms, frequency range 50-15,000 Hz. Sensitivity 2mV (loaded) for close speech.
 Double headphones: independently wired, 200 ohms each 50-15,000 Hz. Single 'phone version available.
 Ventilated foam cushions eliminate perspiration and let you hear ambient sound and are interchangeable with ear-enveloping cushions.
 Weight: 8 ounces. Practically unbreakable components. Optional cough switch.

Television Equipment Associates, Inc.
 Box 260 • South Salem, N.Y. 10590
 (914) 763-8893

Single Phone.....\$83.00
 Double Phone.....\$96.00
 Delivery from stock.
 For literature on practically unbreakable phones.
 For inquiries invited.

For More Details Circle (71) on Reply Card

CM has replacement PARTS in stock for all Spotmaster consoles, cartridge machines and accessories

Franchised Warranty & Repair Station for Spotmaster

same day shipment

Via Airmail Special, Bus, United Parcel delivery

phone 215-437-0607

anytime—24 hours a day

Call CM for best buys on broadcast components . . . we're distributors for:

Scully, DBX, Revox, LPB, Catel, Fidelipac, Russco, ROH, Scotch, Otari, Stanton, Telex

Communication Medias
 A Division Of The William Challenger Corp.
 Broadcast Component Distributors

P.O. Box 54/Allentown, Pa. 18105

For More Details Circle (48) on Reply Card

New Products

Continued from page 67

Videotape Editing System

A new videotape editing system capable of performing more artistic special effects and storing edit decisions has been introduced by Ampex Corporation.

The Ampex EDM-1 editing system features a computer-controlled switcher with special effects and a floppy disc memory which can store

as many as 3200 edited scenes. It can interface with up to eight on-line or off-line video, audio, or disc recorders.

The EDM-1 was demonstrated for the first time at the National Association of Broadcasters convention in Chicago March 21-24.

Unlike present computer editing systems which store and recall scenes by digital time code address, the EDM-1 has an exclusive computer filing system that permits individual scenes to be identified by

both time code and real language. This feature permits the operator to call up a particular scene by real language tag without having to cross reference the scene designation with a set of numbers.


With the optional file management system, the EDM-1 can save time by reducing the amount of tape shuttling required when scenes are recorded in random order on master tapes.

The EDM-1 remembers the location of each scene is recorded on the master tape and calculates the most efficient way to assemble them. The least amount of shuttling required for each scene is then transferred to the precise location required for sequential assembly.

The basic EDM-1 consists of a control unit with video and audio operations control unit with video and audio monitoring, an audio and video monitoring, an audio and video switcher with special effects, a video display monitor, a convenient function calculator, typewriter-style keyboard, special job-order selector keys, and a computer processing unit.

For More Details Circle (90) on Reply Card

What's so special about Beaucart stereo machines?



Everything.

Don't let anybody tell you that all stereo broadcast cart machines are the same. It just isn't so. Because we've built into our Beaucart stereo units proprietary cartridge locating features which enhance stereo phasing from cartridge to cartridge under long term, continuous service conditions.

Take a look at the photo. No other machine incorporates these features. Our spring-loaded rollers ensure repeatable location of each cart's left corner post. The tapered cartridge guide allows each cart to squarely contact the roller and feed smoothly into the machine. Our locating spring positions the cart against the right-hand guide every time, and our unique ad-

justing screws for which patents have been applied provide uniform, positive contact immune to movement from external forces.

Little things? Sure! There are a hundred little things that make full-featured Beaucart the stereo machine for you.

Let us tell you more. Write or call today for further details and pricing. You'll be glad you did!

UMC

BEAUCART DIVISION
UMC ELECTRONICS CO.

460 Sackett Point Rd. North Haven, CT 06473 (203) 288-7731

For More Details Circle (49) on Reply Card

Automatic Telecine

Cohu's CAT is a complete use-to-use-telecast telecine film machine with full NTSC color output. It can handle 35mm slides, Super 8 motion picture film plus half-inch video cassettes for Super 8 film. The CAT features a color encoder/matrix, color enhancer/auto balance, interlaced video output, and a color control panel which provides the user with the capability to manually adjust the balance of red, green, and blue color. Cohu's color comp which allows the user to individually adjust the hue and saturation of reds, yellows, greens, cyans, blues, and magentas in the picture.

For More Details Circle (91) on Reply Card

FM Educational Antennas

In the FM educational market, Phelps Dodge offers six different antennas. Because of the normally low powers required in educational service, the new antennas are fabricated of 7/8 inch stainless steel tubing. The circularly polarized antenna is a 1 1/2 turn helix antenna.

horizontal element has a configuration. These antennas complete with matching harness type cables and are designed on tower legs or support 1 1/4 inch to 2 3/4 inch diameter. The multi-element arrays are designed for an element spacing of 1/2 to 1 1/2 wavelengths.

models, designated Catalog CFM-1, -2, -3, -4, -5 and -6 are available. Power rating in watts varies from 0.2 to 0.5. Gain ratings range from 0.43 (2); field gain from 0.65 to 1.0 and, gain in dB from -3.66 to 10.45 at one mile. 1 kw, MV/M 90 to 239.

Incorporating the general design concepts of other Phelps Dodge communications circularly polarized antennas, the new FM educational series is less susceptible to phase and assure phase coincidence in the centers of both vertical and horizontal components.

to be displayed will be two 1000 watt per bay circularly polarized horizontally polarized FM antennas designed to fill

the void which currently exists between an educational series rated at 200 watts per bay and the standard antenna series rated at 5,000 watts per bay. Designated Catalog Nos. CP-1000 and HP-1000 the two new antennas are parallel fed so that a 2-bay antenna is rated at 2 kw, 3 bay at 3 kw, etc.

For More Details Circle (92) on Reply Card

Video Delay Series
Television Equipment Associates

is introducing a new video delay package from Matthey Printed Products which will accommodate any delay from 10 to 2,120 ns.

The product consists of a 5 1/4" Vero card frame which accepts eight cards and is supplied with BNC connectors in and out. A ± 4 ns. vernier is supplied on the front panel of each card.

Matthey equalized video delay PC modules can be fitted to the
Continued on page 70

When accuracy Counts...Count on Belar for AM/FM/TV MONITORS

BELAR CALL ARNO MEYER (215) 687-5550
ELECTRONICS LABORATORY, INC.
LANCASTER AVENUE AT DORSET, DEVON, PA. 19333 • BOX 826 • (215) 687-5550

For More Details Circle (62) on Reply Card



Jamieson No.1 in TV!

Why is the Jamieson Processor No. 1 in TV?

The best answer is from someone who owns one.

Someone you know owns a Jamieson. Probably a lot of people you know. Why not ask them about it? The best way to get an unbiased appraisal of its performance.

Or ask us ... we'll be more than happy to tell you about the Jamieson Processors and give you references.

JAMIESON'S ADVANCED DESIGN TECHNOLOGY FEATURES

- Film advance virtually tension-free. The demand top-overdrive transport uses no clutches, floating rollers or film sprockets.
- Smaller machines take only half the floor space.
- Resolution volumes reduced 15 times over open-tank designs.
- Temperature in primary solutions is controlled to an accuracy of a few hundredths of a degree.
- The elliptical shape of the tube protects the film and provides high induced turbulence.

JAMIESON FILM COMPANY
a division of Kreonite, Inc.
FOREST PARK ROAD • DALLAS, TEXAS 75235
TELE 214-350-1283 • TELEX 73-0932

Please send information on Jamieson Processors and a list of some users.

Name _____ Title _____
Firm _____ Phone _____
Address _____ City _____
State _____ Zip _____ JAMIESON FILM COMPANY
BE-8 6911 Forest Park Rd. Dallas, TX 75235

For More Details Circle (50) on Reply Card

Continued from page 69

card to accommodate any video delay from 10 to 2,120 ns. equalized to 5.5 MHz and padded to 3 dB.

For reasonably permanent installations, the cards are delivered with the final 150 ns. of delay unconnected for completion by the installer. For installations where reasonably frequent delay changes are anticipated, the card panels can be supplied with six switches and the ± 4 ns. vernier which would provide infinitely variable delay of 310 ns. in seven ranges from 10 to

2,120 ns. Cards for mounting pulse and blanking delays are also available.

The principal feature of the Matthey 5.25 series is the convenience of changing timing requirements by the addition and subtraction of Matthey delay modules on the cards.

For More Details Circle (93) on Reply Card

Battery Sequences

Frezzolini Electronics Inc. introduces the Frezzolini Battery Sequencer with built-in charger for

use with their HL-33/35 Ik Battery Packs for Electronic Gathering (ENG) portable cameras.

The Frezzolini Battery Sequencer automatically charges five or less the battery packs at one time. Use simply plug in one, two, four or five HL-33/35 Battery Packs, regardless of their state of charge, push the "Power" switch to "On" and leave alone.

The Frezzolini Battery Sequencer will bring each Battery Pack sequence to its full-charge rate in ten hours or less, as necessary. When fully charged, each Battery Pack automatically goes to a trickle-charge rate. A lamp, when lighted, indicates "Ready". At this indication, disconnect one, or more of the Battery Packs, and use them.

The Frezzolini Battery Sequencer was field-tested, before going into production, by a TV network test Department. The Sequencer is designed for either mobile or studio station operation.

The company also manufactures individual FREZZI HL-1/3 Ikegami Battery Packs, individual FREZZI Chargers for the Battery Packs, other FREZZI SEQUENCER/CHARGERS, and Control Systems, plus other electronic products for O.E.M. applications. Call or write the Sales Manager for more information.

For More Details Circle (94) on Reply Card


Folding Cart

Gruber Products, manufacturer of the WHEELIT line of mobile carts, has developed a new folding cart for the broadcast and commercial markets. The Model ENG-1 is designed for transportation and use on portable television equipment. It is designed that it will accept any all portable VTR equipment, power supplies as well as any various back packs of some broadcast type cameras such as Ikegami HL-33 or HL-35, Fasco KCN-40, Philips LDK-11 or 390, etc.

With the addition of a Quip Model 7900 elevator column and choice of various heads, it becomes a mobile operating unit. The top of the cart becomes the base of the tripod.

For More Details Circle (95) on Reply Card

it bench mark cartridge machines



Measure all others against us

Other cartridge machines are copies of ITC's, but won't perform like ITC's. The differences are inside. Design innovations, master workmanship and superb customer services are ITC marks of leadership in quality cartridge equipment. We'll prove it with our famous 30-day guarantee of satisfaction. Write. Or phone us collect: 309-828-1381.



INTERNATIONAL TAPETRONICS CORPORATION
2425 SOUTH MAIN ST., BLOOMINGTON, ILLINOIS 61701

Marketed in Canada exclusively by McCurdy Radio Industries Ltd., Toronto, Ontario

Form 112-0006

© 1975 by ITC

For More Details Circle (51) on Reply Card

NEW FM AND TV FIELD STRENGTH METER FIM-71

- Accurate — Direct Reading — Volts or dB ■ 45 MHz to 225 MHz — Continuous Tuning ■ Peak or Averaging Detector (switch selectable) ■ Wide or Narrow IF Bandwidth (switch selectable) ■ 20 dB or 60 dB Meter Range (switch selectable) ■ AM or FM Demodulator (switch selectable) ■ Calibrated Dipole Antenna, Mounted on Case for Near-Ground Measurements or Removable for TASO Measurements ■ 140 dB Measurement Range (1 μ V to 10 V) ■ 4½-inch, Mirrored Scale, Taut-Band Meter
- Front Panel Speaker
- Recorder Output
- Rugged, Portable Package ■ Calibrated Signal Generator, 45 MHz to 225 MHz
- Battery or External Power ■ Use as Signal Source/Selective Voltmeter for Insertion Loss Measurements of Filters, etc. ■ Measures FM Harmonics to -80 dB
- Price — \$2,500 complete with dipole antenna.



CONTACT US FOR DETAILS.

Frequency Counter

Systron-Donner's new Model 6054B Counter provides coverage from 0.02 to 24 GHz in one band with one connector input. Eleven digits give displayed readings. Innovations of this new counter include (1) automatic microwave measurements to 24 GHz, (2) sensitivity of -20 dBm in the 18-24 GHz range, (3) ability to accept signals with high FM, (4) tracking of rapidly changing frequencies and (5) built-in warning and protection against high power inputs.

Optional features include remote programmability, data interchange per IEEE STD 488-1975, choice of three higher stability oscillators, rear input connectors, and IF offsets.

The counter also incorporates the new FLACTO (frequency locked automatic computing transfer oscillator) measuring technique. The 6054B is 3.5 inches high by 16.75 inches wide (8.9 x 42.5 cm); weight is 30 lbs. (13.6 kg.).

For More Details Circle (125) on Reply Card

Continued on page 72

POTOMAC INSTRUMENTS

932 PHILADELPHIA AVE.
SILVER SPRING, MD. 20910
(301) 589-3125

For More Details Circle (52) on Reply Card

Cartridge Tape Reproducer

The large Type 20 audio cartridge tape reproducer recently introduced by the Beaucart Division of IMC Electronics Co. has been designed to accept all NAB standard A, B, and C-size cartridges. Type 20 machines, with their larger high x 10-1/8" wide x 13-1/8" dimensions, are available in mono and stereo versions and are primarily stacked one above the other in multiple configurations for rack or custom studio panel mounting.

Each cart reproducer is furnished with a primary (1 kHz) cue, with secondary (150 Hz) and tertiary (8 kHz) cue capabilities optionally available. Reproducer cue tone detectors utilize reliable L-C networks to provide relay contact output information. Front panel switches indicate the presence of secondary and tertiary cue tones. Units are fully operative when partially or completely removed from their slide-out cases to facilitate maintenance and/or repair.

For More Details Circle (96) on Reply Card

Just A Friendly Reminder



In case it happened to slip your mind and you are one of the few remaining directional stations yet to comply with paragraph 73.69 of the FCC Rules... you have until June 1, 1977 to have in operation a "Type Approved" antenna monitor.

WE CAN HELP YOU

We have supplied over 90% of all "Type Approved" antenna monitors (both meter and digital readout) now in service.

We invite your questions concerning installation, operation, remote control, sampling systems, etc.

YOU CAN HELP US

When the last deadline rolled around our order backlog resulted in an eight month delivery cycle. If you order now, you can avoid the last minute rush; we can deliver as required; and you will not risk missing the June deadline.

ASK THE EXPERTS!

POTOMAC INSTRUMENTS

932 Philadelphia Ave. • Silver Spring, MD. 20910 • (301) 589-2662

For More Details Circle (53) on Reply Card

FIRST CARTRIDGE

with full internal guidance

with reel-to-reel fidelity

(20 Hz to 15 kHz)

with FM bdcst. phase stability

(better than 90° to 12.5 kHz)


with engineering plastics

with a replacement guarantee

against any performance failure within advertised specifications on properly aligned equipment.



STILL THE ONLY CARTRIDGE INDIVIDUALLY CHECKED FOR PHASE, FREQUENCY RESPONSE AND OVERALL PERFORMANCE



ARISTOCART

THE CARTRIDGE FOR PEOPLE WHO CARE HOW THEY SOUND

DISTRIBUTORS IN ALL MAJOR U.S. MARKETS

For the one nearest you, contact

ARISTOCART DIV. WESTERN BROADCASTING LTD.
505 BARRARD ST. VANCOUVER, CANADA V7X 1M6
TEL (604) 687 2844 TELEX: 04 54639

DISTRIBUTORS: CANADA — McCurdy Radio Industries Ltd. Toronto, Ont. — L. A. Varah Ltd., Vancouver, B.C. GREAT BRITAIN — Solkirk Communications Limited, London, Eng. AUSTRALIA — Syntec Electronic Distributors, Pty., Castle Cove, N.S.W.

For More Details Circle (55) on Reply Card

New Products

Continued from page 71

FM Exciter Model

QEI Corporation is now marketing their own FM Exciter Model 675 for use in the standard FM broadcast band. This state-of-the-art, all solid-state unit, equipped with silicon transistors, diodes and ICs, is unique in that it is the first totally synthesized FM exciter on the market. With a highly stable 8 MHz crystal as the reference, its divider circuits can produce any output frequency in hundred kHz increments in the FM band. Using a phase lock loop circuit, the frequency-modulated oscillator exhibits the same frequency stability as the 8 MHz crystal, supplying full MPX with no spurious responses.

An AFC locked lamp indicates when the FMO is locked to the reference xtal oscillator. If the FMO is not locked, sensing circuitry cuts off the locked lamp and it no longer indicates an in operation condition. The RF output of the exciter is also shut down.

The Model 675 operates with either mono or stereo input signals and can be pre-emphasized to a 75 usec or optional 50 usec time constant. The unit has an adjustable power output of 5 to over 20 watts and is virtually VSWR proof to ensure total protection for the output stages. The power amp can withstand any magnitude or phase of VSWR. The Model 675 can accept a 600-ohm balanced mono line. And by means of a front panel screwdriver adjustment, the Exciter can be tuned over a range of

approximately plus-minus 500

The Exciter circuitry is mounted on three circuit boards: an antenna and phase lock assembly; an antenna and PA assembly; and a power supply regulator assembly. Zener diodes and SCRs are part of the power supply voltage regulation system, maintaining DC output voltage at a high level of stability. The power supplies are also overload protected.

With IM distortion typically less than 0.25%, FM noise better than -70 dB, and AM noise -55 dB, the Exciter gives a stereo separation better than 40 dB from 30 Hz to 15 kHz when used with the Model 772 Stereo Generator. It has an output impedance of 50 ohms.

The Exciter fits a standard 19" rack mount. With an optional meter panel the Model 675 can be used as a complete power transmitter. It operates on either the 105-125V or 210-230V, 60 Hz, single phase power input. Either line voltage input is possible by a simple jumper change.

For More Details Circle (97) on Reply Card

Open Reel Recorder/Reproducer

International Tapetronics Corporation introduces a new open reel Recorder/Reproducer, the 750 series. This machine uses plug-in assemblies (heads, relays, circuit cards and motors). The machine is constructed from several individual operating units.


The list of features on the 750 Series includes: audio monitoring during either recording or playback; fixed tape guides for alignment; Play/Record Synchronization (PRS); "safe" mode

UP YOUR LOUDNESS WITHOUT LOSS OF SIGNAL QUALITY

Adding on-line reverberation after all limiting is the proven way to increase effective modulation without signal pumping, but it takes the finest quality chamber to avoid overmodulation problems.

MASTER-ROOM™

AUDIO PROCESSING REVERBERATION CHAMBERS FOR AM-FM-TV



MICMIX Audio Products, Inc.

214/352-3811

9990 Monroe - Suite 200 Dallas, Texas 75243

For More Details Circle (64) on Reply Card

BROADCAST ENGINEERING

accidental erasure of audio; status indicators for record and controls.

For More Details Circle (98) on Reply Card

Broadcast Cart Machines

versions of the new UMC broadcast cartridge tape are available for rack desk-top mounting. For cartridges, the Type 10 with its 5 1/4" width may be three-in-a-row rack configurations. Below, the Type 20 is vertically stacked one above the other in record/playback combination for processing A, B, and C cartridges.

For More Details Circle (99) on Reply Card

Eraser/Splice Locator

International Tapetronics' ESL-100 Eraser/Splice Locator is a new innovation combining both erasing and locating the splice into one step. The completely automatic operation locates the splice and then automatically releases the

cartridge fully erased.

The direct-capstan motor provides acceleration to about four times normal playing speed, without undue stress on the tapes.

For More Details Circle (100) on Reply Card

Tape Search Unit

The Tape Search Unit (TSU) is one of the new microprocessor-based systems introduced by Recortec to offer the broadcaster a range of tape controllers. The TSU works with any quad VTR equipped with Recortec's Reel-Servo Modification (R-MOD) or with any other buffered tape drive such as the Ampex AVR-1, IVC-9000 or the Video Memory VM-1000.

The microprocessor in the TSU automatically stores and recalls up to 10 cue points with frame accuracy. Cue points may be entered manually through use of the control panel lever switches or may be automatically inserted at the push of a button while the operator watches the scene material on the monitor.

The chief application of the TSU is for rapid, remote cueing of video taped material. Up to 10 cue points are stored in the TSU memory. A second application of the TSU is for selection and program integration of news material provided by network news services.

For More Details Circle (101) on Reply Card

Add-On Microphone Mixer

Shure Brothers Inc., Evanston, Illinois, has announced a new add-on accessory microphone mixer that offers a way to add up to six additional low impedance, balanced microphone inputs (switchable to line level) to a sound system.

Named the Model M677, the new unit is designed as a "slave" mixer for Shure products such as the M67 and M68 series microphone mixers, the SE30 gated compressor/mixer, the M610 feedback controller, and the M63 audio master.

When used with the Shure M67 and M68, the new M677 provides a method of stacking mixers and

Continued on page 74

New

UMT series

 **TRINITRON PLUS**

 **BETTER H. V. REG.**



-  **BLACKER BLACKS**
-  **BRIGHTER WHITES**
-  **LIGHTER WEIGHT**
-  **BETTER LINEARITY**

**unimedia
unimedia
unimedia
unimedia**

SONY IS THE TRADEMARK OF SONY CORPORATION

KINGSTON LANE, AUBURN, CA 95603 (916) 878-1250 (916) 272-1971

IMAGINATIVE IDEAS SYSTEMS AND PRODUCTS FOR THE WORLD OF AUDIOVISUAL COMMUNICATIONS

The QUIET Downstream Chroma Keyer



Model 7200

- Best S/N ratio in the industry
- Operates from remote feeds—no dedicated camera needed
- Chroma-keyed output from two encoded video inputs—no switcher required
- Keys on any color in the NTSC spectrum
- Zero chroma delay
- Comb filter for minimum noise and "chroma crawl"
- Sync adding capability for non-composite inputs

Write or call today for complete specifications.

DYNASCIENCES | video products

Township Line Road, Blue Bell, PA 19422
Tel.: (215) 643-0250/Telex. 84-6358

A SUBSIDIARY OF **Whittaker**

For More Details Circle (57) on Reply Card

gives two additional microphone line level inputs over those available when stacking two four-channel mixers.

By using an M677 with a SE30 Gated Compressor/Mixer operator can convert the input mixer system of the SE30 nine-input mixer for applications such as high quality sound reinforcement, radio or television broadcasting, and sound recording.

By combining an M677 with a Shure M63 Audio Master, the operator can have a six-channel microphone mixer (microphone or line level signals), a 600-ohm line output, a VU meter, and a headphone monitor. The M677 in combination with the M610 provides 6 inputs per channel, an octave graphic equalizer.

The new Shure M677 Mixer can be powered either from the nominal 28 to 30 Vdc output of the attached master mixer or from a Shure A67B Battery Power Supply.

For More Details Circle (102) on Reply Card

New Concept Automation

IGM/Northwestern Technical Inc. of Bellingham, Washington will unveil a totally new concept in broadcast automation.

Designated the MARC V (Manual Assist Remote Control) the system is designed to provide electronic access and automatic sequencing of program elements in live studio or control room operations. This removes much of the pressure from the operator and allows him to pre-set switch instructions so that he may concentrate on the creative aspects of programming rather than the technical mechanics.

With its TV display and multi-entry keyboard, the MARC V allows access to any of seven video sources, each with up to 10 sub-sources, and is designed to interface with and control video tape decks, cartridge machines, random access cartridge handling devices, such as IGM's Instant Go-Cart. The operator may sequence these devices in any order desired, up to 18 events in advance and may make changes, deletions or substitutions instantly at any time.

The display screen projects

IMERO FIORENTINO ASSOCIATES
announces its fifth

Television Lighting & Staging Seminar / Workshop

Authoritative instruction covering the spectrum of current techniques, given by television's most experienced production personnel including Imero Fiorentino, Bill Klages, E. Carlton Winckler, David Clark and George Riesenberger.

DATE November 8 thru 10—1976.

LOCATION WPBT Studio, North Miami, Florida

COST \$375. includes get-together cocktail/dinner and lunches.

FOR MORE INFORMATION Please call (212) 787-3050, or write Education Division, Imero Fiorentino Associates, Inc., 10 West 66th Street, New York, N.Y. 10023



ant picture of events sched-
and incorporates a digital
as well. An external series of
n monitor circuits may be
red also, appearing on the
tor's screen as various alarm
ges.

More Details Circle (103) on Reply Card

Slow-Motion Disc Recorder

new versions of the color
Motion Disc Recorder were
roduced by **Eigen Video** at NAB
ago. The new versions have 20
0 second time capacities.

The discs record consecutive
ic as alternate tracks in each
ion to achieve continuous
operation. Each track is
before re-recording by dual-
magnetic heads.

A versions of Eigen's Color
Motion Disc Recorders are
eable to sports slow motion
r editing, and post production
reeze frame, time-lapse, jump-
and animation effects.

A Eigen Disc Recorders are

equipped with "Memory-Cue"
capability. The disc recorder will
respond to a start command from
the commonly marketed automatic
editing equipment, run to the exact
field, and "freeze."

For More Details Circle (105) on Reply Card

ENG Camera Heads

A television camera head specifi-
cally designed for ENG and studio
cameras is now available from
Innovative Television Equipment.

The ITE-H5 Hydro Head utilizes
hydraulic dampening in both pan
and tilt modes. Featured are a
quick release camera mounting
plate (permanently attached to the
camera); independent lock-in
friction controls for both pan and
tilt; adjustable control handle; and
counter balance torsion spring for
any center of gravity requirement.
The ITE-H5 can be used with all
ITE trollies, tripods and pedestals.
Available accessories include tele-


Continued on page 76

QUALITY TALKS FOR WKEE

Huntington, W. Va.



Continental's new 5/10 kW AM
transmitter is setting records for
acceptance. It has performance
and efficiency, with the cleanest
sound around. Listen to Contin-
ental: quality talks.

Continental 
Electronics

CONTINENTAL ELECTRONICS MFG. CO.
BOX 270879 DALLAS, TEXAS 75227

For More Details Circle (59) on Reply Card

Cut cart handling in half.



Model SF-1 Splice Finder: \$370.00
Model SFE-1 With Bulk Eraser: \$395.00

The automatic cartridge tape splice finder is a real labor
saver. It cuts handling time by up to 50%, allowing busy
editors and DJ's to do other jobs at the same time. This
finder for machine processes all NAB standard A, B, and C
cartridges by locating tape splices and stopping the
head within one inch beyond the capstan. The automatic
finder eliminates the noise effect of recording over the
splice which is especially annoying to broadcast advertis-
ing. A handy bulk eraser is added to the Model SFE-1 splice
finder to conveniently save additional studio space. Each
finder is a trim 16 1/2" x 6" x 10" rated at 15 IPS, 117 VAC,
250 watts. Ask about it.

UMC BEAUCART DIVISION
UMC ELECTRONICS CO.
460 Sackett Point Rd. North Haven, CT 06473

For More Details Circle (60) on Reply Card

RAPID-Q CARTRIDGE TAPE EQUIPMENT

RECORD

MONO



PLAYBACK

STEREO

STE-100 STEREO PHASE ENHANCER

FOR CLEANEST SOUND POSSIBLE -
CORRECTS FOR MONO-SUM ERROR



EDCO PRODUCTS, INC.
680 BIZZELL DRIVE LEXINGTON, KENTUCKY
(800) 354-9593 40504

For More Details Circle (61) on Reply Card

Let Accurate Sound Help Solve Your Audio Problems

...Whatever your problems: new equipment, rebuilt equipment, reconditioning or updating. ASCO's "Total Systems" capability can solve your problem.

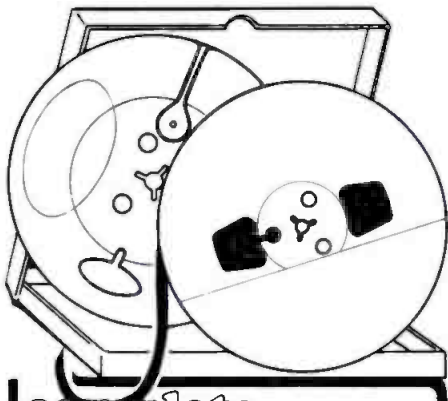
- **440/350/351 Capstan Motors** \$180.00
exchange
- **Rebuild Your Mono Head Assembly**
New Stacks \$195.00
Precision Lapping \$45.00
- **Rebuild Your Stereo Head Assembly**
New Stacks \$295.00
Precision Lapping \$60.00
- **Completely Recondition Your Transport** \$295.00
- **Replace Your Tube Electronics with Solid State** \$550.00
per channel

Send for our illustrated catalog with new and used equipment listings.



ACCURATE SOUND CORPORATION
114 5th Avenue
Redwood City, CA 94063
415/365-2845

For More Details Circle (65) on Reply Card



complete supplies for reel to reel audio recording

- TAPE** AMPEX and Scotch
all professional grades
on reels or on hubs
- EMPTY REELS** all sizes, widths
and hub types
- BOXES** for all reels, in various colors
- LEADER-, TIMING- & SPLICING TAPES**

Top Quality Competitive Pricing
Immediate Shipment



Call or Write for Details/Prices

recording supply corp.
1291 RAND RD -DES PLAINES, IL 60016
312/297-0955

New Products

Continued from page 75

scopic control handle, right-hand zoom and control handles, wedge adaptor and wedge plate.

Cameras of up to 50 pounds can be mounted on the ITE-H5. Construction is of rugged, lightweight cast aluminum.

For More Details Circle (106) on Reply Card

Rackmount Oscilloscope

A 17-inch-deep, 15 MHz rack-mount oscilloscope is being introduced by Tektronix as a new member of its T900 Series of oscilloscopes. The new T922R has specifications similar to the bench model T922.

The new rackmount has switchable inputs on the front and rear panels that provide mode change—from a general purpose test instrument to a monitoring oscilloscope. The T922R measures 5 1/4 x 19 x 17 inches and operates at 2 mV/cm sensitivity. Greater than 80 dB of isolation guards signal integrity. C5-A Camera operation has single sweep and graticule illumination.

The rackmount has ancillary rear panel inputs/outputs: external trigger out, gate out, sweep out, vertical signal out, Z-axis input. Outputs can be used to drive external recorders or other instrumentation.

The T922R has 12kV 8 x 10 display.

For More Details Circle (107) on Reply Card

Portable 4-Channel Oscilloscope

Cold switching—internal remote control—combined with a highly-efficient, compact, versatile power supply inside a standard, lightweight frame are the keys to the realization of the world's first portable four-channel oscilloscope.

Philips has introduced a portable 50 MHz oscilloscope with 5 mV sensitivities and an 8 x 10 cm display, that weighs 9.5 kg, PM 3244. Up to six signals can be displayed simultaneously—the four input signals and two differential signals.

Triggering for the main timebase can be from any of the four input or composite signals, the incoming line supply, or externally. The delayed timebase can be triggered

from the four inputs, the composite signals and externally. The channels also provide X-Y positions, including dual-trace X-Y plays.

The direct conversion supply run from any AC supply between 90 and 270 V at 46 to 440 Hz any DC voltage between 100 and 200 V, without switching. The power consumption of the oscilloscope is a 29W, enabling five continuous operation on a Philips PM 8901 battery pack.

The PM 3244 is the latest in Philips' range of oscilloscopes and fits into the same universal mounting frame.

For More Details Circle (130) on Reply Card

Slide Rule Calculator

Shure Brothers Inc., Evanston, Illinois is now offering a slide rule calculator which sound engineers can use to perform many of the computations involved in designing and installing indoor sound reinforcement systems.

Designated the Model SRC, this new Shure calculator provides a means for calculating: (1) reverberation time and absorption coefficients; (2) telephone output voltage and sensitivity ratings and (3) attenuation resistance values.

Supplied with the Model SRC is a 16-page brochure containing operating instructions, appendix with charts and tables, and bibliography listing sources of additional information.

For More Details Circle (131) on Reply Card

Earth Station To KC

Station KBMA-TV, the independent UHF station in Kansas City will be operational with what is believed to be the first terrestrial receive earth station set up by the station, in time for the Republic Convention.

KBMA-TV has already filed for the earth station, which will be a joint venture by the Kansas City UHF and Transcommunications Corp., a multi-purpose communications firm located in Greenwich, Conn. Transcommunications will purchase the earth station and lease it back to KBMA-TV.

Global Broadcasting

...ing figures in the broad-
...g industry will converge on
...976 Biennial International
...roadcasting Convention, Grosve-
...loure, London, September

... recognized as one of the
...er international events in the
...cast engineering field, IBC
...rown continually since its
...ion in 1967. The sponsor is
... that this year's show will
...sp IBC '74 which attracted
...than 2,000 delegates from 44
...ries.

... techniques and equipment
...e whole spectrum of the in-
... will be shown at the conven-
... All available exhibition space
...s already been allocated and
...han 60 manufacturers will be
...ot, along with the BBC and
...ndependent Broadcast Au-

... technical program consists of
...han 60 papers in 14 sessions.
...aspect of conventional broad-
...ing is represented from studio
...tes, recording, digital techniq-
...es and picture origination
...h transmitters and aerials.
...n chairmen are drawn from
...ited States, Italy, France and
...an, among other countries, and
...igins of the papers indicate
...ld-wide status of the event.

...merican experience is reflected
...ange of papers which includes
...its as diverse as "A Technical
...iv of Helical Recording", "Ex-
...g PCM Video Response
...the Nyquist Limit", "Design
...ompletely Solid-State 1KW
...roadcast Transmitter" and
...larly Polarized TV Broad-
...g Aerials."

... sessions will concentrate on
... areas of development in this
...ntly developing and changing
...ty. Papers will be given on
...ystems utilizing the domestic
...on receiver for information
... Teletext systems including
...BC CEEFAX and the IBA
... programs will be featured.
... will also cover VIEWDATA,
...phone network system de-

veloped by the British Post Office,
and the experimental "text televi-
sion."

Another area of rapid growth is
electronic news gathering, utilizing
hand held color TV cameras in
conjunction with portable videotape
recorders and lightweight micro-
wave links. A special session will
allow users and equipment manu-
facturers to air their problems and
to display the latest available
equipment.

The convention will be opened by
Admiral of the Fleet, The Earl
Mountbatten of Burma, Chairman
of the National Electronics Council.
The event is sponsored by the Elec-
tronic Engineering Association, In-
stitution of Electrical Engineers,
Institute of Electrical and Elec-
tronic Engineers, Institution of
Electronic and Radio Engineers,
Royal Television Society and Society
of Motion Picture and Television
Engineers.

For further information contact:
Exhibition organizer: The Secre-
tariat, International Broadcasting
Convention, ISS, Savoy Place, Lon-
don WC2R 0BL, England.

angénieux service corporation of california
14301 BEACON AVE. VAN NUYS, CALIF. 91411 • (818) 821-5080

FACTORY SERVICE CENTERS
REPAIRS • PARTS
ACCESSORIES



angénieux service corporation of new york
1500 OCEAN AVE. BOHICA, N.Y. 11703 • (516) 567-2824

For More Details Circle (140) on Reply Card


BUILD A BETTER STUDIO

Call Aderhold Construction Company. A complete construction management team of architects, builders, engineers and designers. No problem too large or too small. 404/233-5413.



Aderhold Construction Company
3384 Peachtree Rd. NE/Atlanta, Georgia 30326

For More Details Circle (141) on Reply Card



"Presented to

RADIO STATION WKYG-FM
Parkersburg, W. Va.

for outstanding and meritorious ability and intelligence demonstrated in the decision to install Aural Studio-Transmitter Link equipment and the high degree of knowledge exercised in making the equipment selection."

Why STL?

1. No "lost air" time due to cut, wet or electrically charged telephone lines.
2. Better Sound Quality Than a Class AAA telephone line.
3. EVENTUAL COST REDUCTION in operating expense.
4. Complete control of entire broadcast system.

Why Dual Channel?

1. A Duol-Channel costs less than a Composite.
2. Better Reliability than a Composite. "Built in Backup."
3. Greater Channel Separation than a Composite.
4. Less Signal Drive Required to Receivers means additional system Fade Margin.
5. Less Test Equipment Necessary and more Positive System Diagnosis.
6. Stereo Generator is away from Studio and Unauthorized Tampering.
7. Stereo Generator and Broadcast Transmitter Compatibility without Interface.
8. Having a Dual-Channel STL is like having a Spare Link.
9. Two Remote Control and Two Sub-Carrier Capability.

Why MARTI?

1. Channel Separation more than 65 db.
2. Channel Response matched to 0.25 db.
3. Distortion less than 0.5%.
4. All Solid State.
5. A Simple, True Direct FM Plug-in Modulator.
6. Complete accessibility to Modules without removal from rack.
7. The Marti System Delivers Top Performance with Transmitter manufacturer's Stereo Generator.
8. Marti STL Systems Log over TWO MILLION (2,000,000) Broadcast Hours each Year.
9. AVAILABLE FROM STOCK.

The Stereo STL with "Built-in Backup."

Dual Channel System (Stereo) \$4160.00
Single Channel System (Mono) \$2290.00
(Does not include cost of Antennas or Transmission lines).

MARTI Electronics, Inc.
Box 681 • Cincinatti, TX 76031 • 817-645-9163

For More Details Circle (66) on Reply Card

advertisers' index

Accurate Sound Corporation	76	Marti Electronics	77
Aderhold Construction Company	77	MicMix Audio Products, Inc.	72
Angenieux Corporation of America	77	Micro-Trak Corporation	52
Aristocart Division of Western Broadcasting	72	Microwave Associates, Inc.	7
Audi-Cord Corporation	20	Minneapolis Magnetics, Inc.	60
Audio-Video Engineering Co.	C-4	Monroe Electronics, Inc.	66
Belar Electronics Lab., Inc.	69	Moseley Associates, Inc.	47
Belden Corporation	57	National Radio Broadcasters Association	35
Berkey Colortran	46	Otari Corporation	62
Broadcast Electronics, Inc.	14	Philips Audio Video Systems Corp.	17
CSI Electronics, Inc.	39	Potomac Instruments	71
Canon Video	9	RCA-Communications Systems Div.	49
Central Dynamics Corporation	19	Ramko Research	33, 59, 61
Cetec Broadcast Group (Sparta)	5	Rapid Q (Edco)	75
Commercial Electronics, Inc. (CEI)	15	Recording Supply Corporation	76
Communications Medias	67	Recortec, Inc.	58
Continental Electronics Mfg. Co.	75	Revox Corporation	43
Datek Corporation	63	Scully/Metrotech-Div. of Dictaphone	64
Datatron, Inc.	8	Shure Brothers, Inc.	Cover 4
Dolby Laboratories, Inc.	53	Skotel	60
Dynair Electronics, Inc.	21	Sony Corporation of America	22, 23
Dynasciences	74	Sound Dynamics	16
English Electric Valve N.A.	10	Sound Technology	11
Fidelipac	12	Spotmaster	14
Imero Fiorentino Associates, Inc.	74	Teledyne Energy Systems	16
Frezzolini Electronics, Inc.	27	TeleMation, Inc.	30, 31
General Time Service	54	Television Equipment Association	67
The Grass Valley Group, Inc.	3	Texas Electronics, Inc.	54
Harris Corporation	65	Time & Frequency Technology, Inc.	Cover 2
International Tapetronics Corp.	55, 70	UMC Electronics Company	68, 75
Jamieson Film Company	69	United Recording Electronics, Inc. (UREI)	18
Leasametric	13	Unimedia	73
McCurdy Radio Industries, Inc.	Cover 3	Video Aids of Colorado	C-3
McMartin	37	Videomax	1
		Wilkinson Electronics, Inc.	56

Mental Retardation can be prevented

To find out how, write: National Association for Retarded Citizens, Civitan Inquiry Program, P. O. Box 6109, Arlington, Texas 76011.

PROFESSIONAL SERVICE

RALPH E. EVANS ASSOCIATES
Consulting Telecommunications Engineering
AM-FM-TV-CATV-ITFS
3500 North Sherman Boulevard
MILWAUKEE, WISCONSIN 53212
PHONE: (414) 442-4210 Member AFC

Applied Video Electronics, Inc.
STUDIO SYSTEMS DESIGN AND INSTALLATION ENGINEERING. REFURBISHING. MODIFYING COLOR CAMERAS AND QUADRUPLIX VIDEO TAPE RECORDERS.
Post Office Box 25
Brunswick, Ohio 44212
Phone (216) 225-4443

VIR JAMES
CONSULTING RADIO ENGINEERS
Applications and Field Engineering
Computerized Frequency Surveys
345 Colorado Blvd.
Phone: (Area Code 303) 333-5562
DENVER, COLORADO 80202
Member AFCE

MIDWEST ENGINEERING ASSOCIATES
Consulting Engineers
6934 A N. UNIVERSITY
PEORIA, ILLINOIS 61614
(309) 692-4233

W. H. BRADLEY, P.E.
Consulting Radio Engineer
Engineering Applications
& Field Engineering
Phone: 918-245-5444
300 West 41 Street,
SAND SPRINGS, OKLAHOMA, 74063

DAWKINS ESPY
Consulting Radio Engineer
Applications/Field Engineering
P.O. Box 3127 Olympic Station
Beverly Hills, California
(213) 272-3344

SMITH and POWSTEN
Broadcasting and Telecommunications
Consultants
2000 N. Street, N.W.
Washington, D. C. 20036
(202) 293-7742

James Tiner, President
TINER COMMUNICATIONS SERVICE, INC.
"We Specialize in Towers"
Complete Tower and Antenna
Installation and Service
P.O. Box 3827, 15201 Hickman Road
Des Moines, Iowa 50322 (515) 281-2222

Joseph & Donna Roizen
VIDEO CONSULTANTS
International TV Systems
Marketing/Technical Writing
800 Welch Rd., Suite 354
Palo Alto, Ca. 94304
Tel: (415)326-6103

CLASSIFIED

ing rates in Classified Section are 25 word, each insertion, and must be led by cash to insure publication.

initial or abbreviation counts a full inimum classified charge, \$2.00 on which replies are sent to us for (blind ads), there is an additional \$3.00 per insertion, to cover depart-ber, processing of replies, and mailing

ed columns are not open to advertising products regularly produced by manu- unless used and no longer owned by acturer or a distributor.

TRAINING

OUR ELECTRONICS DEGREE by corre- ce, G. I. Bill approved. For free write Grantham School of Engineering, ion Desk, 2000 Stoner Avenue, Los Calif. 90025. 8-72-1f

PHONE in six to twelve weeks through rded lessons at home plus one week instruction in Boston, Philadelphia, Atlanta, Chicago, Seattle or Los Angeles. 12th year teaching FCC license courses. onson Radio License Preparation, 1201 Manhattan Beach, Calif. 90266, Telephone 461. 8-75-1f

FAST ENDORSEMENT and third phone on cassettes. Illustration book in- rrent FCC-type exams. Radio License on, 1201 Ninth, Manhattan Beach, Calif. 8-75-1f

YOUR FIRST TO GET THERE FIRST! DON SCHOOL OF COMMUNICATIONS! Since 1919. Training Broadcasters for Broadcasting! 1st training using latest methods and com- pletely equipped Transmitter studio. Call or write and start dates. Don Martin School, Hollywood Blvd., 5th floor, Hollywood, CA 41 (213) 462-3281 or (213) 657-5886. 8-75-1f

EXAMS with Ameco books. Each contains FCC questions plus simplified plus FCC-type exams and answers. 3rd ludes broadcast endorsement \$1.00. 2nd \$5, 1st class \$1.50. Free catalog. Ameco 1, 275G Hillside Ave., Williston Park, 3. 8-72-1f

C first and second class exams with 2esson, 450-page course. Starts with tricity. Over 600 FCC-type, multiple- estions and sample exams included. No technical knowledge required. Com- adio Operator Theory Course, #15-01. 35. Ameco Publishing, 275G Hillside 1st Park, N.Y. 11596. 8-72-1f

SERVICES

FOR ALL YOUR PROFESSIONAL REQUIREMENTS. Bottom line oriented. 1wer Company, P.O. Box 8057, Pensa- da 32505. 7-71-1f

TYROFLEX. Large stock—bargain ated and certified. Write for price and Sierra Western Electric. Box 23872, Calif. 94623. Telephone (415) 832-3527. 1-73-1f

TUBES...ALL TYPES EXCEPT ORTHI- N NOW BE RECONDITIONED AT AN ABLE PRICE, LEAD OXIDE TYPES DICONS FROM \$35 TO \$200.00. ALL IONED TUBES COME WITH 500 HOUR Y. FOR DETAILS WRITE: RODONCO RING, CAMERA TUBE DIV., 4020 N DR., BLOOMINGTON, IND. 47401. 8-75-1f

ND CONSTRUCTION—MOBILE UNITS, STUDIOS, TURN KEY AND/OR CON- 20 YEARS EXPERIENCE) TELEVISION SES, INC., Box 29486, Atlanta, Ga. 3 934-9100. 5-76-8f

SERVICES (CONT.)

KVMN, KFEL, KUBC, AND KEXO all agree that we do a better job of cartridge rebuilding. Next time, try us instead! Rocky Mountain Cartridge, Box 1676, Pueblo, Colorado 81002. 8-76-1f

FREQUENCY MEASURING SERVICE—WE'RE #2 —MONITOR REPAIRS—MOBILE UNIT—covers Northern 2/4 Ill., Eastern Iowa, Eastern Minn., Southern 2/4 Wis., Western Mich., and Western Ind., monthly. Radio Aids, 528 Ravine Ave., Lake Bluff, Illinois 60044, (312) 234-0953. 2-74-1f

COMMERCIAL RADIO MONITORING CO. Precision frequency measurements since 1932. Local and mobile service covering entire midwest plus. Test instruments, counters, monitors repaired and certified. Lee's Summit, Mo. 64063. (816) 524-3777. 9-74-1f

BUILD YOUR OWN TV AND RADIO PRODUCTION EQUIPMENT. Easy, inexpensive, (mostly IC). Plans or kits: Special Effects Generator, Automatic Logger, Vertical Interval Video Switcher, Solid State Lighting Board, Preset Audio-Video Board, Preset Lighting Board, Crystal Controlled Wireless Mikes with Matching receivers. Subsonic Tone Control for audio tapes, 8MM SOF Cameras and Projectors, Distribution Amplifiers (Sync. Video, Audio), Audio Control Boards (Studio & Remote) Proc-Amp with compensation and regeneration for adapting Helical Scan VTR's to broadcast standards. PLUS specialized correspondence courses in TELEPHONE Engineering (\$39.50), and Integrated Circuit Engineering (\$49.50). Plans from \$5.95 to \$15. SUPER CATALOG plus years updateing of new devices Air Mailed \$1.00. Don Britton Enterprises, P.O. Drawer G, Waikiki, Ha. 96815. 5-76-36f

WANTED

WANTED: All surplus broadcast equipment especially clean A.M. & F.M. transmitters, capacitors, 112 Clark & Potomac Phase monitors, Field Strength Meters, etc. High prices. All custom duties paid. Surplus Equipment Sales at 2 Thorncliffe Pk. Dr., Unit 28, Toronto 17, Ont., Canada (416) 421-5631. 1-76-1f

WANTED: Pre-1926 radio equipment and tubes. August J. Link, Surcom Associates, 305 Wisconsin Ave., Oceanside, Ca. 92054, (714) 722-6162. 3-76-1f

GOOD COLLINS 21E transmitter. Call 408-475-0172 or write: Grant Wrathall, P.O. Box, Aptos, Calif., 95003. 7-76-6f

WANTED—Used 250W AM Transmitter for use with carrier. Current operation. WUVT Radio, Squires Center, Blacksburg, VA, 24061. Jon Banks, 703-552-0640. 8-76-1f

GATES EXECUTIVE STEREO CONSOLE, OR DIPLOMAT dual channel console. Kenneth Tusar, 78 Pennsylvania Ave., #10, Binghamton, New York 13903. (607) 723-0129. 8-76-3f

EQUIPMENT FOR SALE

FOR SALE—CBS Stereo Audimax #4450A, Serial #5277 and Volumax #4110, Serial #3322. Asking \$1800, call McGraw, (517) 774-3118. 7-76-2f

23' TV PRODUCTION TRAILER—complete with Rest Room...Refrigerator & Air Conditioner... Equipped with Sorenson Power Regulator...Dual Bay console 2 Hitachi Plumicon Studio Cameras w/extended Pb's...Intercom & Talley system... Hercules tripod, cam-head & Dolly (2)...Tektronix vectorscope...5 Conrac 9" B/W monitors...wave- form monitor...Hitachi color sync. gen...2 3M Distribution ampl...Dynamics Image enhancer ...Shinton production switcher...2 IVC 870 VTR's ...TRI Editor...Shure audio mixer w/micro's...2 audio/video patch bays 3M "Proc" ampl...3M char. gen...Lighting kit...Original price, \$150K... Bicentennial special ONLY \$97,500.00. This Pro- duction trailer can be pulled with ease by a station wagon or pick-up truck for remote Tele- vision recording. Completely operational for Edu- cation, Industrial or CATV usage...Call TRI- TRONICS (213) 877-9912, Mr. Bailey or Mr. Kaytor, for additional information. 8-76-1f

EQUIPMENT FOR SALE (CONT.)

WHATEVER YOUR EQUIPMENT NEEDS—new or used—check us first. We specialize in broadcast equipment. Send \$1.00 for our complete listings. Broadcast Equipment & Supply Co., Box 3141, Bristol, Tenn. 37620. 3-75-1f

840 FEET of 6-1/8 inch RCA Universal Transmis- sion Line with hangers. \$10,000 as is. F.O.B. WMJC Radio, (313) 588-8100. 8-76-2f

BROADCAST CRYSTALS for AM, FM or TV trans- mitters. Frequency change, repair or replacement of oven types. Also new vacuum types for RCA, Gates, Collins, etc. transmitters. Quality prod- ucts, reasonable prices and better delivery! Don't be without a spare crystal. Frequency change and service for AM and FM frequency monitors. Over 30 years in the business. Eidson Electronic Co., Box 96, Temple, Texas, 76501. Phone (817) 773-3901. 12-74-1f

A FEW COMPETITIVELY PRICED used Revox A77 & A700 decks available. Completely reconditioned by Revox, virtually indistinguishable from new and have the standard Revox 90 day warranty for rebuilt machines. Satisfaction guaranteed. Ex- ample, A77 with Dolby, \$675, plus shipping. Write requirements to ESSI, Box 854, Hicksville, N.Y. 11802 (516) 921-2620. 5-76-1f

MOTORS FOR SPOTMASTERS

NEW Paps hysteresis synchronous motor HS2 20.50-4-470D as used in series 400 and 500 machines. Price \$49.00 each prepaid, while they last. 90 day warranty. Terms check with order only, no COD's. Not recommended for Tapecaster series 600 or 700.

TAPECASTER TCM, INC., Box 662 Rockville, Maryland 20851 1-72-1f

MICA AND VACUUM transmitting capacitors. Vacuum relays. Large stock; immediate delivery. Price lists on request. SURCOM ASSOCIATES, 305 Wisconsin Ave., Oceanside, Ca 92054, (714) 722-6162. 3-76-1f

CCA AUTOMATION EQUIPMENT—1969 AR-1000, 2 Decks, 2 Reels plus all accessories. Excellent condition and almost never used. WPUL, Box 1433, Bartow, Florida 33830 (813) 533-9093. 6-76-3f

FOR SALE: TR-22 High band color video tape machine, also one CEI-280 plumicon broadcast camera. Write WXON-TV, P.O. Box 2020, South- field, Mich. 48075 or call 313-355-2901. 5-76-1f

SPARTA/BAUER Model 710 AM transmitter, 10 KW serial 101, high performance modulator—like new one year use. Frequency 1500 KHZ, new tubes, \$17,000.00. Contact Edward Alatorre, (213) 965-2441 and (714) 996-5685. 7-76-3f

TWO 3M DROPOUT COMPS. with VR-1200 inter- face kits. Used one month. Best offer. C. Egolf, WKTV, P.O. Box 2, Utica, NY 13503. 8-76 1f

GATES CONSOLE—LIKE NEW. Dualux, 9 mixer, dual channel, 1968 vntage. Used in film production studio. With manual, \$1200. Kenneth Tusar, 78 Pennsylvania Ave., #10, Binghamton, New York, 13903. (607) 723-0129. 8-76-2f

FOR SALE/IMMEDIATE DELIVERY—ATC AUTO- MATION EQUIPMENT. Programmer SP-10-Q, Switcher AMS-10-S3, Digital Clock DQ-10, Time Selector PTC-2, Auto Restart AR-1, Monitor Control Panel, Equipment installed in 6' rack with top, side panel and rear door, \$2,500.00. F.O.B. George Moyer, WDEL, Wilmington, Delaware, 19899. 8-76-1f

IGM DUAL LEVEL MEMORY. This dual level MOS has been converted to single memory with 900 steps. May be reconverted to dual level with any combination of the 900 steps in either upper or lower level. Also, eight spare electronic compo- nent boards for the MOS. Total price \$1,200.00. Contact Alonzo Pendleton, c/o WQUO-FM, P.O. Box 12468, Memphis, Tennessee, 38112. Call 901-274-3400. 8-76-1f

AMPEX VR1200B videotape recorder, expertly maintained. Excellent operating condition, equipped with VELCOMP, DG, VHO, 3M DOC, 1 sparehead, 1 1/2 years old, 1600 hours. Dallas D. Clark, TPC, 445 Melwood Street, Pittsburgh, Penn. 412-682-2300. 8-76-1f

EQUIPMENT FOR SALE (CONT.)

FOR SALE: Three, less than six months old and still under warranty, VJB-12 Juke Box with the following options. B-12-1200 Sony VP-1200 Videocassette player interfaced for VJB-12, B-12-1800 Sony VO-1800 player/recorder interfaced for VJB-12, B-12-GDM VJB-12 Graphics display option and B-12-M monochrome monitor option. For information call Gene Carlisle, Video Cinema, 901/683-4127. 8-76-11

SPARTA MODEL AS-3B MIXING CONSOLE. 2 years old 5 audio inputs, 14 source capability, all-channel cue system, monitor amplifier and muting relays. \$500. Aetna Life & Casualty, Basil O Hayes, 151 Farmington Avenue, Hartford, Connecticut, 06156, or call (203) 273-3951. 8-76-11

SITUATION WANTED

EXPERIENCED VIDEO PRODUCER/DIRECTOR. Seek position with Production Service, Public, Commercial or Institutional Television. Media Degree. 1st Phone Will relocate 1-616-938-1934 evenings, or write Box 359, Broadcast Engineering, 1014 Wyandotte Street, Kansas City, Missouri, 64105. 8-76-11

HELP WANTED

GOOD OPPORTUNITY for broadcast engineer seeking more responsibility with rapidly growing video production facility. Quad video experience required. Send resume to Larry Seehorn, Television Associates, 2410 Charleston Road, Mountain View, CA 94043. 7-76-21

CHIEF ENGINEER—Mid-South AM Radio Station seeks a qualified person to assume the duties of chief engineer. Experience in studio equipment, 50 kw transmitter equipment and directional arrays necessary. Must be able to handle all engineering management duties. Current First Class FCC license required. Send resume and salary requirements to Alonzo Pendleton, C/E, WDIA Radio Station, P.O. Box 12045, Memphis, Tennessee, 38112. 8-76-11

VIDEO SALES ENGINEER—Professional Video Switcher manufacturer requires aggressive, creative, sales engineer. Solid background in professional video sales and/or engineering necessary. Degree helpful but not mandatory. This is a great opportunity for someone willing to grow with a small, yet fast growing, company located in Gainesville, Florida. Salary commensurate with experience and ability. Write in complete confidence, detailing experience and general background, to Industrial Sciences, Inc., P.O. Box 1495, Gainesville, Florida, 32602. 8-76-21

TELEVISION ENGINEER. First Class FCC license. Background in Ampeg 1200 maintenance required. Famous year-round Colorado recreational area. Contact Al Ladage, CE, KREX-TV, Box 789, Grand Junction, Co. 81501 303-242-5000. 8-76-11

CAMPUS SYSTEMS T.V. ENGINEER—Large medical school located in Central Virginia needs top engineer to maintain and trouble-shoot equipment in audio-visual department. Must have experience in color television systems. Excellent benefits. Contact: University of Virginia, Personnel Dept., Madison Hall, Charlottesville, Virginia, 22903. An equal opportunity employer. 8-76-11

BROADCAST/CCTV—Industrial tube and component sales manager position available with major N.Y. electronics distributor. National responsibility for sales/marketing for entire broadcast division. Good salary and full benefits. Send resume: Dept. 360, Broadcast Engineering, 1014 Wyandotte St., Kansas City, Mo. 64105. Equal Opportunity Employer. 8-76-11

CHIEF ENGINEER. AM-FM-TV, network affiliate, group owner, good salary, good benefits program. Send resume to John Phillips, General Manager, Lee Enterprises, Inc., 510 Main Street, Quincy, Illinois, 62301, operating WTAD AM, WOCY FM, KHQA TV. An equal opportunity employer. Applications received thru August 15th. 8-76-11

HELP WANTED (CONT.)

MATV INSTALLATION BUSINESS YOUR CITY, PART TIME \$200.00 DAY POSSIBLE. MELVIN COHEN, BOX 809, BOYNTON BEACH, FLA. 33435. 7-76-81

OPERATING ENGINEER, with First Class FCC license to work television control room. Immediate opening, ideal community located in Alaska. Send resume and salary requirements to: George Howard, Chief Engineer, Northern Television, Inc., Box 2200, Anchorage, Alaska, 99510. 7-76-21

TELEVISION MAINTENANCE, or Electronic Technicians on Broadcast Color Television Equipment, to work in either Northern New Jersey or Orange County, California. Send resume to: V.P.C., P.O. Box 268, New Hyde Park, N.Y., 11040. 7-76-11

SWITCHER SALES:

Locate L.A. area, willing to travel West coast. Like to sell quality products. Write: Nubar Donoyan
Vital Industries, Inc.
3700 N E 53rd Avenue
Gainesville, FL 32601. Tel. 904-378-1581. 11

SALES

A leading manufacturer of AM/FM broadcast transmitters has an immediate opening for a technically-oriented self-starter sales representative to sell broadcast equipment in the domestic market.

You must be willing to travel extensively. Compensation is excellent—on a base salary plus commission basis. You'll also enjoy an outstanding benefits package.

We're an equal opportunity employer. To apply, send your resume, complete with earnings history, to:

Broadcast Engineering, Dept. 361,
1014 Wyandotte St., Kansas City, Mo. 64105

BROADCAST ENGINEERING.

Regional advertising sales offices

Kansas City, Missouri
Mike Kreiter, 1014 Wyandotte St., Kansas City, Mo. 64105, (913) 888-4664

Indianapolis, Indiana
Roy Henry, 2469 E. 98th St., Indianapolis, Ind. 46280. (317) 846-7026

New York, New York
Stan Osborn, 60 E. 42nd St., Room 1227, New York, N.Y. 10017, (212) 687-7240

Mountain View, California
Dennis Triola, 2680 Bayshore Front Room 102, Mountain View, Ca. 94043/118 0378

London W.C.2, England
John Ashcraft & Co., 12 Bear St., 118 Square, Tele: 930-0525

Badhoevedorp, Holland
John Ashcraft & Co., John J. Lucas, Sloterweg 303

Tokyo, Japan
International Media Representatives, 1-5 Kotohiracho, Minato-ku, Tele: 502-065

HELP WANTED (CON

Engineering Opportunities

Exciting engineering opportunity to work in one of the finest television production facilities in the world... new OPRYLAND PRODUCTION CENTER in Nashville, Tennessee! Network spots, commercials, and other challenging productions.

Superior working conditions, benefits. Salary commensurate with experience plus overtime. Send complete resume to:

David Hall
P.O. Box 2371
Nashville, Tennessee 37116
(615) 889-6840

BUSINESS OPPORTUNITY

DESIRE ALLIANCE with National Sales Organization. Product: Computerized Logging and counting for small and medium TV Stations. (203) 445-2325.

BROADCAST ENGINEERING

Box 12901, Overland Park, Kansas 66212

FREE
Subscription Form

IMPORTANT Do you wish to receive or continue receiving your free subscription?

One Yes No

Please carefully fill out and return this form without delay. Information is needed for circulation verification and general marketing profiles. Your cooperation is appreciated.

NOTE: To continue receiving your free subscription, complete this form **ONLY** if:
 (1) You have not previously done so within the current calendar year,
 OR
 (2) Your job situation, title, or address has changed.
 You need to complete this form only **ONCE A YEAR** to remain on the subscription list.

If this is an address change, affix label

Title _____
 Co. _____
 State _____ Zip _____

Is this your business address? Yes No
 If not, please give us your business address below so that we can avoid sending duplicate copies

Name _____
 Station or Co. _____
 Street _____
 City _____ State _____ Zip _____

Signature is required _____

TO QUALIFY, PLEASE COMPLETE THE FOLLOWING:

Check your **PRIMARY** line classification

- (check only):
- AM & FM Station
 - AM STATION
 - FM Station
 - AM FM Radio Station
 - Radio Station
 - Radio Station
 - Station, Commercial
 - Station, Educational
 - Limited Radio Station
 - with studio facility
 - Microwave
 - Recording Studio
 - Production Facility, Film
 - Production Facility, Video
 - Consulting Firm (Engineering or Technical)
 - Consultant Agency
 - Importer or Distributor of Broadcast Equipment.
- (If you check this category, please answer details listed in 1(b) below.)

2. Check the category that best describes your title.
- Corporate Management.** This includes Board Chairman, President, Owner, Partner, other corporate management title, administrative official or corporate director, general manager (administration).
 - Technical Management & Engineering.** This includes technical director, chief engineer, engineering supervisor or director, engineer/technician or other engineering and technical job responsibilities.
 - Operations Management.** This includes station manager, production manager, program manager, general manager of operations (not administrative).
 - Other: Specify** _____

3. Does your occupational responsibility extend to more than one station or facility?
 Yes No

4. If none of the foregoing businesses or occupational categories fits your situations, please describe specifically your occupation or interest in **BROADCAST ENGINEERING** magazine: _____

Check your **CCTV Applications:**

- Business or Commercial
 - Personnel & sales training)
 - Industrial (for monitoring)
 - Protection & control applications)
 - Security (surveillance)
 - Educational or Instructional
 - Domestic or vocational institutions)
 - Hospital
- specify _____

5(a). Check the statement that best describes your role in the purchase of major communications equipment, components and accessories:
 Make final decision to buy a specific make or model
 Recommend make or model to be purchased
 Have no part in specifying or buying

5(b). Is specifying and buying major equipment, components and accessories a group or committee activity in your facility?
 Yes No

5(c). If the response to the foregoing question is yes, indicate whether you are an active member of the committee or group.
 Yes No

THANK YOU, NOW PLEASE FOLD, SEAL AND MAIL.

PLACE
FIRST CLASS
POSTAGE
HERE

BROADCASTengineering

P.O. BOX 12901

OVERLAND PARK, KANSAS 66212

Attn: Evelyn Rogers

Just fold, seal with tape, and mail - please do not staple...Post Office will not deliver.

BROADCASTengineering

BROADCAST ENGINEERING is directed to key persons actively involved in planning, managing, and operating broadcast facilities, recording studios, studio originating cable TV and non-commercial systems.

You are required to renew your free subscription periodically and this subscription verification form is provided for your convenience in doing so. You must fill in all appropriate spaces, date and sign this card in order to start or renew your subscription.

SS 8500 stereo package

The McCurdy package approach to the engineering of a system allows the user to easily determine the best selection of standard components to fulfill each requirement.

All aspects of the broadcast function from news booth to master control can be met with the maximum of flexibility between units.

A full range of modular enclosures allow for the integration of each component of the system into the most convenient working package.



McCURDY RADIO INDUSTRIES INCORPORATED


1051 CLINTON STREET, BUFFALO, N.Y. 14206 (716) 854-6700, TWX 610-492-3219

McCURDY RADIO INDUSTRIES LIMITED

108 CARNFORTH ROAD, TORONTO, ONTARIO M4A 2L4 (416) 751-6262, TELEX: 06-963533

For More Details Circle (2) on Reply Card

www.americanradiohistory.com



Lowest cost production console.



Eureka! A complete remote and studio production console for a fraction of what you'd expect to pay for a console with comparable features and performance! Simply purchase a new *Shure M675 Broadcast Master* and the extremely popular *Shure M67 Professional Microphone Mixer*. By combining these two units, you get inputs to handle microphones, turntables, phone lines and tape machines — *with cuing provision on line and magnetic phono inputs*. Result? A versatile low-noise, low-distortion broadcast production console for in-studio, remote, and standby assignment — a complete CATV console; a studio production console. For complete technical data, write:

Shure Brothers Inc.
222 Hartrey Ave., Evanston, Ill. 60204
In Canada: A. C. Simmonds & Sons Limited



For More Details Circle (3) on Reply Card