

Broadcast ENGINEERING

THE JOURNAL OF DIGITAL TELEVISION



Newsrooms

Building for now
with an eye to the future

**New
camera
technology**

From the lens to ICs

**Closed
captioning**

Is your station ready?



WRAL-TV Raleigh, NC. — The Nation's First Daily HDTV Local News Broadcasts



A pioneer in HDTV broadcast technology, WRAL-TV was the first USA station to broadcast an HDTV signal in 1996 and is the country's first news operation to present HD local news on a continuous basis. The station is committed to delivering the *highest* quality signal to its viewer audience. Their audio board? A WHEATSTONE TV-80 SERIES LIVE TELEVISION CONSOLE.

"Our operators were given ample opportunity to evaluate different consoles," says Craig Turner, chief engineer at WRAL. After an extensive assessment of competitive products "they found the TV-80 easy to operate, with a convenient design that includes all the features necessary to achieve CD-quality audio."

WRAL is at the forefront of television broadcast technologies. YOUR station could be too; contact WHEATSTONE for the *best* in TV audio!

 **Wheatstone Corporation**

tel 252-638-7000/fax 252-635-4857/sales@wheatstone.com
copyright © 2001 by Wheatstone Corporation

TV-80
www.wheatstone.com

Circle (101) on Free Info Card

**WETA, WCBS, WSB, KHOU, WFAA, KGO, WXIA, WTHR,
WPVI, WBNS, KING, WSHH, KABC, WGCL, KTVU, KCAL,
KPIX, KCBS, WUSA, WJLA, KYW, WDIV, WWJ, KTVT,
KPRC, KIRO, KMOV, KTVI, KBHK, KCTS, WMVS, WTAE,
KRIV, WFLD, WOIO, KCOP, KGW, WPXI, WCNC, WTVD,
KXTV, WPLG, WLS, WKYC, KICU, WFLA, KFOR, WSVN,
WBBM, KPTV, KTRK, WBAL, KARE, KPNX, WTSP, KDKA,
KMSP, WBZ, WCCO, KSDK, WSOC, KCRA, KXLY, KTVX,
WRAL, WRAZ, KOIN, KLAS, WTLV, KUTP, KTXL, KBWB,
KNTV, WJZ, WWOR, KQED, WABC, KCET, WCYB, WRDW,
KCPQ, WRLK, WHYI, WTMJ, KLFY, WENH, WISC, KTTC,
KOREAN BC, WCVB, WEWS, WSPA, KSWB, **WFTV****

**Due to contractual agreements, some stations not listed.*


**100 DTV station
installations.* We like to
think of them as letters
of endorsement.**

We're proud to announce our 100th DTV transmitter installation--at WFTV in Orlando, Florida. It not only highlights Harris' industry leadership in both UHF and VHF digital transmitters but also our end-to-end solutions--including monitoring equipment, DTV studio products and complete customer support. We deliver the whole package, and our customers' letters confirm it.

HARRIS

Circle (104) on Free Info Card

IN THIS ISSUE



Features

70 Design for the newsroom of tomorrow

By Jeff Riser and Paul Kast

Stations planning a newsroom rebuild should design a flexible infrastructure to allow the introduction of future technologies.

76 The science of cameras

By Edward E. Williams, CSTE

In today's camera market, consistent picture quality across manufacturers has put increased emphasis on camera features.

82 Closed captioning for DTV

By Jerry Whitaker

With DTV, captioning can be customized to meet user needs.

Beyond the Headlines

NEWS

12 NBC begins central-casting

FCC UPDATE

18 Rules for digital auxiliary services proposed

BUSINESS MODELS

20 Selling TV station bandwidth

By the Numbers

STATE OF THE INDUSTRY UPDATE

24 Video storage systems

Digital Handbook

TRANSITION TO DIGITAL

30 Video resolution

COMPUTERS AND NETWORKS


36 User requirements for graphics systems

STREAMING MEDIA

44 Changing bit rate

ON THE COVER: WJAR-TV's new all-digital newsroom, with monitor bridge and edit bays at left. Photo courtesy Grass Valley Group. Photo by Steve Dunwell Photography.

(continued on page 6)



With the capability of
DTV today and HDTV tomorrow,
 who knows how many anchors it will outlast.

The new AJ-HDR150 DVCPRO/50/HD Multi-Format Server.

From the digital imaging leader comes the first video server to offer single-source playback of DVCPRO, DVCPRO50 and DVCPRO HD native material – the Panasonic AJ-HDR150.

Networked with newsBYTE and/or newsBYTE50 non-linear editors, the AJ-HDR150 increases productivity while simplifying the workflow of ingest, editing, storage and playout – providing a total DVCPRO native news production solution. Add the ability to play commercials, bumpers and promos with remarkable image quality, and it's easy to see why the AJ-HDR150 is big news today – and tomorrow.

If you're in the market for a server that integrates seamlessly with leading newsroom and automation systems, high-speed data networks and video archives via lossless FTP and SDTI transfers, future proof your operation with the AJ-HDR150. It'll still be on board no matter how many times it's anchors away. Call 1-800-528-8601 or visit www.panasonic.com/broadcast to learn more.



SPECS

AJ-HDR150 DVCPRO/50/HD Multi-Format Server	
Formats: 480i, 480p, 720p, 1080i	Simultaneous SD/HD output
I/O options: HD SDI, SDI, SDTI, Analog	RAID-3 protected storage
Connectivity: Fibre Channel, SDTI, Gigabit Ethernet, ATM	

Panasonic[®]
 The difference is your image.™

www.panasonic.com/broadcast



Systems Design & Integration

SYSTEMS DESIGN SHOWCASE

50 WJAR-TV's digital news transition

TRANSMISSION & DISTRIBUTION

58 Digital encoders

PRODUCTION CLIPS

62 DVD production

SYSTEMS INTEGRATION

66 Developing a DTV master control plan

New Products & Reviews

APPLIED TECHNOLOGIES

88 Path 1/Leitch TrueCircuit QoS technology

92 Thomson Automation station control systems

FIELD REPORTS

96 WPIX-TV's digital helicopter

102 TVA runs smoothly with help from Kaydara's *mediastore*

TECHNOLOGY IN TRANSITION

104 Audio consoles

NEW PRODUCTS

108 Philips/Thomson Trinix, plus other new products

BUSINESS WIRE

114 Business highlights from broadcast and production

Departments

8 Editorial

10 Reader Feedback

130 Classifieds

133 Advertisers Index


134 EOM

FREEZE FRAME

A look at the technology that shaped this industry

Who invented the CG?

Name the year, model number and the famous (but long-gone) company that developed the first working "videographics" device. The device allowed the operator to correct a spelling mistake in only "40 minutes!" Hint: The device wasn't called a "CG." All correct entries will be eligible for a drawing for the new Broadcast Engineering T-shirts. Enter by e-mail. Title your entry "Freeze-frame-August" in the subject field and send it to: bdick@primediabusiness.com. Correct answers received by Sept. 17th, 2001, are eligible to win.



Broadcast ENGINEERING

THE JOURNAL OF DIGITAL TELEVISION

www.broadcastengineering.com

Table of Contents

Business Announcements

Features

Demo Room

Magazine Content

Features

Beyond the Headlines

Digital Handbook

Systems Design Showcase

New Products & Reviews

Departments

Featured links

- Browse back issues
- About the magazine
- Editorial calendar
- Magazine rack

Visit the
Demo
Room



www.broadcastengineering.com,
a member of IndustryClick.com

SENCORE

With You Every Step Of The Way To DTV!



The Promise Starts HERE!



DTV Design

From IC's to complete DTV transmitters, Sencore provides reliable test signals and complete signal analysis equipment. These instruments have become industry standards.

They include:

- NEW!** RFP910 RF Player
- NEW!** HD292M HDTV HD-SDI Reference Source



QA/Manufacturing

Sencore instruments are designed to provide conformance testing to ensure that the digital signal meets ATSC specifications.

They include:

- ATSC987 ATSC VSB Modulator
- ATSC997 HDTV Pattern Generator
- ATSC Test Patterns



Retail

Sencore's has set the standard in the retail industry for providing an easy-to-use, reliable signal source for the Consumer Electronics Industry.

They include:

- HDTV995 HDTV Player
- HDTV996 HDTV Player/Recorder
- ATSC987 ATSC VSB Modulator
- NEW!** VOP920 Video Output Player

Delivering On The Promise Of DTV



Signal Provider

Sencore provides a variety of instruments for those delivering signal to the industry from playing out a stream, to receiving and decoding it.

They include:

- AT985 ATSC RF Monitor
- NEW!** AT984A ATSC Receiver/Decoder



Signal Distribution

Sencore is a major test equipment contributor in video/audio/data delivery over digital cable and terrestrial delivery. Sencore has your signal delivery test equipment needs covered.

They include:

- QAM Analyzers
- SL754D Channelizer
- D5L757 Inspector (MMDS Wireless)
- NEW!** AT1506 Portable 8VSB Analyzer
- Modem Analyzers

Call Sencore For Your DTV Needs 1-800-736-2673



Installation

Sencore has stepped forward with their Installation Tool Suite which provides you with everything you need for residential and commercial installations.

- They include:
- CP290/291/288 "ColorPro" Portable Color Analyzer
 - NEW!** SP295 "SoundPro" Audio Analyzer
 - SL754D "Channelizer" RF Signal Level Meter
 - NEW!** On-Line Calibration Library



Service & Support

Today's new DTV products will require new methods of testing and troubleshooting. Sencore has just introduced some new and exciting products to support the service industry.

They include:

- ATSC987 ATSC VSB Modulator
- ATSC997 HDTV Pattern Generator
- ATSC Test Patterns
- NEW!** AT984A ATSC Receiver/Decoder

Could dead birds derail DTV?

If a few bird-loving, environmental wackos have their way, you'll be broadcasting your new DTV signal from an unguyed, 100ft stick so far from your city of service you'll need a map, an ATV and two days' rations just to get to it.

As if you didn't have enough DTV problems, two bird-loving organizations are now claiming that broadcast towers are killing millions of our feathered friends. The groups allege that a tower's red obstruction and beacon lights confuse birds at night, causing them to become disoriented, especially in fog or water-laden air. The tower lights refract off the water particles, creating a lit area the birds use for navigation. Keeping the light at a 90-degree angle causes the poor little things to end up flying in circles, eventually slamming themselves into a guy wire, tower face or even other birds. They then spiral downward, smashing into the earth where they are eaten by nasty ground-based predators.

Just makes you want to cry doesn't it?

The two organizations joining forces to put you out of business are the Friends of the Earth and the FCC (no, not the familiar Federal bureaucrats, but the Forest Conservation Council). The groups have petitioned the real FCC to deny about 40 applications for towers until the Commission "conducts further environmental studies." They have seized on the 1918 Migratory Bird Treaty Act as reason enough for the Commission to deny the construction of almost any tower anywhere. Unfortunately, the Act makes it almost a crime to cause the death of even a single bird.

Bill Evans, an ornithological consultant, claims to have witnessed bird deaths via dangerous guy wires firsthand. After recording bird distress calls at various tower sites, he said, "Those sounds just hit you inside." He now runs a website called towerkill.com.

Other researchers spin similar yarns. Dr. Charles Kemper, a physician and bird enthusiast, professes to have monitored bird kills at one tower site in Eau Clair, WI, for more than 35 years. Over that time, he maintains that the tower has killed 121,560 birds. His record was 30,000 bird kills in one night.

Of course I was absolutely shocked to learn of these dreadful "facts," so, I did a bit of research. It turns out that towers aren't the biggest murderers of birds, as the above experts claim — it's cats.

The University of Wisconsin-Madison states that between 7.8 million and 200 million birds are killed every year by the common house cat. Now, my math says that means cats kill 50 times as many birds as all TV towers combined.

But hey, we can't let this wholesale massacre of birds by towers continue. What we need are some more Federal rules to save the little poopers. Here's my suggestion.

First, all birds should be required to wear bird helmets and parachutes. That way they won't break their little scrawny necks when they bump into a tower or guy wire. Second, the other FCC must issue rules requiring padding on every tower and guy wire.

Finally, all those darn red obstruction lights and beacons will have to be turned off. Oh, I realize that may result in a few airplane crashes, but we simply can't continue this bird bloodbath. After all, what's more important, a flea-infested, poop-dropping, Black-bellied Plover or a Tufted Titmouse or a few million jobs and an entire industry?



Brad Dick, editor

Send comments to:
direct: editor@intertec.com
website: www.broadcastengineering.com


Solving the Digital Puzzle



The Ultimate "Glass Cockpit" for TV Control Rooms and Monitoring Centers

NEW

- ▷ Monitoring VBI Parameters
- ▷ Monitoring MPEG-2 Transport Streams
- ▷ Daisy-Chaining Multiple Systems For A Total Of 48 Video And Audio Stereo Inputs
- ▷ Monitoring Remote Signals Using Streaming Video



Kaleido G2

Virtual Monitor Wall Processor



Miranda USA: ussales@miranda.com

Miranda Europe: eurosales@miranda.com

Miranda Asia: asiasales@miranda.com

Miranda Technologies Inc. - www.miranda.com - tel.: 514.333.1772

Circle (106) on Free Info Card

Long live Heathkit

Readers will recall my fond recollections of Heathkit products. For those of you with similar memories, check this out.

Brad Dick

Dear Brad,

My wife and I have a Heathkit TV kit of my dad's we are looking to sell. We tried it on eBay, but got no bids and there were no other Heathkit electronics on the site. Do you have any other recommendations? It is a Heathkit GR-2000 25" color TV with all the manuals. My father got it and only opened the boxes to take a look, then resealed them and they have sat ever since (1976?). Sadly, I have neither the time nor talent to assemble this. We'd appreciate any help you could give us. I can provide digital pictures.

Sincerely,

DOYLE R. HILL
doyle_7@bellsouth.net

Understanding CCIR 601 and CCIR 656

Dear Mr. Robin:

Are the horizontal and vertical sync structures of CCIR 601 and CCIR 656 similar?

MIKE TSINBERG
KEY DIGITAL

Mr. Robin responds:

CCIR 601 and CCIR 656 are complementary standards. CCIR 601 deals mainly with the sampling concepts, while CCIR 656 deals mainly with the parallel and serial distribution. Both standards talk about the horizontal blanking structure. The only difference is that CCIR 656 details the EAV/SAV timing reference signal and CCIR 601 doesn't. CCIR 601 does not mention the vertical interval structure.

Where's ATSC's 720 format?

Michael,

I enjoyed reading your article "Getting from 4:3 to 16:9" on the *Broadcast Engineering* website. You did make one fairly large (to some people, anyway!) error though. There is no 720 horizontal format in Table 3 of the ATSC standard!

JOHN GOLITSIS
MISSISSAUGA, ONTARIO, CANADA

Mr. Robin responds:

I have several comments as follows: First, format conversions from 4/3 SDTV to 16/9 HDTV use signal sources as specified by the ITU-R BT.601 Recommendation with a 4:2:2 sam-

If the May 2001 deadline sticks, you can expect the FCC to be liberal in granting waivers.

pling strategy. Table 1 of the ATSC A53 lists this standard and two HDTV standards and refers to them as "Standardized Video Input Formats."

Second, the "601" signals using the 4:2:2 sampling strategy have an active luminance sampling grid of 720 pixels by 483 lines. While the 720 sample structure is strictly adhered to, some signal sources may change the active number of lines to slightly different values. In my example I used the 720x480 source format.

Finally, the change from 720 horizontal pixels to 704 occurs in the ATSC compressor. Table 3 of the ATSC A53 lists the allowed compression formats. The ATSC document does not explain why 720 is changed to 704 in the compressor. Interestingly, the ATSC A63 version intended for countries using the 625/50 scanning format specifies 720 pixels instead of 704. So this is another ATSC item needing revision.

Will the May deadline be delayed?

Dear Mr. Martin,

I read your DTV Dateline item on the *Broadcast Engineering* website. My company, SignaSys, is entering the DTV market by providing a low-cost DTV compliance package. I am curious what you hear about the issue of smaller commercial stations (markets 100+) that are opting to "gamble" and miss the May 2002 deadline. Some of the stations we have talked with seem to think that they will be able to argue economic hardship for a first extension, then order equipment with a long lead time in order to be

able to tell the Commission that they are attempting to comply but face equipment shortages.

LARRY SHENOSKY
SAN JOSE, CA

Mr. Martin responds:

There is a good chance the May 2002 date will be postponed, although nothing is eminent. The Commission is aware of the economic circumstances facing mid- and smaller-market TV stations (ad revenue off, network revenue off, no market for stations, bank credit tight, no market for IPOs).

If May 2002 sticks you can expect the FCC to be liberal in granting waivers. Even so, an argument of economic hardship alone probably would fall on deaf ears. Everyone can plead economic hardship to some degree (even lawyers!). Past waivers have been based on tower leasing problems, tower space shortages, tower construction delays, equipment availability and delivery problems, and zoning. ■



Mark Smirnoff

To The Power of Maxell



Mark Smirnoff, President-Studio Services for Modern VideoFilm, is totally blown away by the consistently superior quality of Maxell Professional products. "The key to surviving Modern VideoFilm's ever demanding needs of video tape stock is reliability, durability and great customer service and Maxell delivers all three." Maxell's media family includes digital products like Digital Betacam, Betacam SP, Betacam SX, DVCPRO, HD CAM, D-5, D-3 and D-2.



Can you depend on your professional media? You can reach Mark Smirnoff at msmirnoff@mvmfinc.com

Take your professional media to the power of Maxell.



maxell

PROFESSIONAL

To learn more about Maxell Professional Media, call 1.800.533.2836 or visit our website at maxellpromedia.com

Circle (106) on Free Info Card

NBC begins central-casting

BY LARRY BLOOMFIELD

With the spiraling costs of doing business, facility owners are looking for new, less expensive ways of doing business. One such approach is to co-locate facilities and personnel while serving the needs of several markets. Although this approach is not entirely new, let one of the networks do it and it's like Columbus discovering America; he wasn't the first to do it, but he's the one who gets all the credit.

Looking very much like the direct-to-home (DTH) satellite operators and the multiplicity of cable companies across the country, group owners big and small are moving to consolidate their operations under one roof. The DTH and cable industries have been employing the "single point of control multichannel" configuration for many years.

NBC has now begun central-casting. The long-range plan is for NBC to automate all its O&Os in the U.S. Programs and interstitials will be stored

and played from three hub sites, New York, Miami and Los Angeles.

The first phase of the implementation is in Miami. From there they will eventually run everything but local

via FTP to the central server from on-site video servers acting as caches. News programs that are to be rebroadcast will be streamed to the hub's central servers over fiber optic landlines.

Cost savings can be achieved through the consolidation of personnel from five or 10 stations into a single facility.

news to their O&Os in Birmingham, AL; Raleigh, NC; and Dallas. Network and syndicated programming will be transmitted to the spoke station sites by redundant fiber links. Final switching will occur at the spoke stations to merge news, local programming and last-minute promotions produced at the station. Commercials will originate from the hubs.

The spoke stations will send local commercial material and promotions

During regional news and other local live programming, the stations will use control panels at the regional sites to trigger the computers at the central site to play break material.

The control system is completely redundant, with no single point of failure. Special features include handling of multiple time zones and the ability to seamlessly mix video material from the hub and spokes within a single break. News departments will update playlists located at the hubs using their local terminals in the production suites or at the assignment desks.

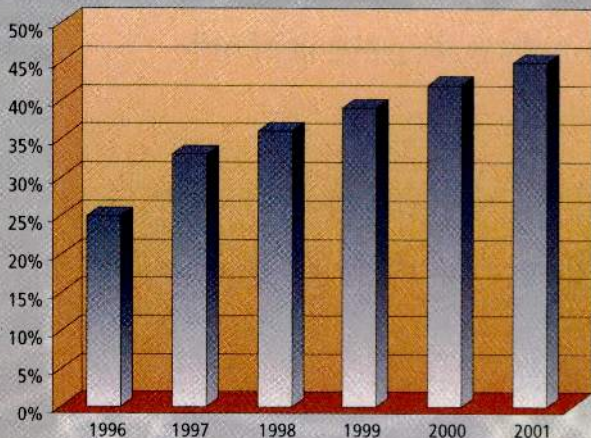
According to Florical, whose software will be running the NBC hubs, cost savings can be achieved through the consolidation of personnel from as few as five to 10 stations into a single facility, with the exception of the news department, the local sales personnel and an on-call transmitter engineer. We can thank modern technology for making this all possible, specifically in the area of computer control system software and hardware, not to mention the growing availability of fiber and satellite bandwidth. In addition to realizing savings from centralizing its traffic and accounting departments, NBC says it

FRAME GRAB

A look at the issues driving today's technology

Station consolidation isn't a new trend

Percent of stations owned by largest 25 media companies has grown to almost half



SOURCE: FCC www.fcc.gov



PLAN FOR 100% FAULT-RESILIENCE. AT 50% OF THE COST.

Build your fault-resilient operation with SeaChange and cut your server costs in half. Other video servers require that you copy each and every video file to achieve 100% fault resilience. That can double your storage costs. However, through its patented architecture and innovative software, the SeaChange Broadcast MediaCluster® provides total fault resilience with one file copy. No costly mirroring required. SeaChange does the job of two for the price of one. Just think how much you'll save in storage, space and maintenance – especially as your operation grows.

Your counterparts worldwide are deploying Broadcast MediaCluster servers to ensure profitability, improve performance and slash costs. Not to mention prepare for multichannel broadcasting, IP streaming and HDTV. SeaChange does it all. With your existing equipment. With 100% fault resilience, 100% of the time.

To learn how the SeaChange Broadcast MediaCluster can cut your server costs in half, visit www.seachangeinternational.com. Or call 978-889-3081 to receive a free video on our MediaCluster single-copy advantage.



www.seachangeinternational.com



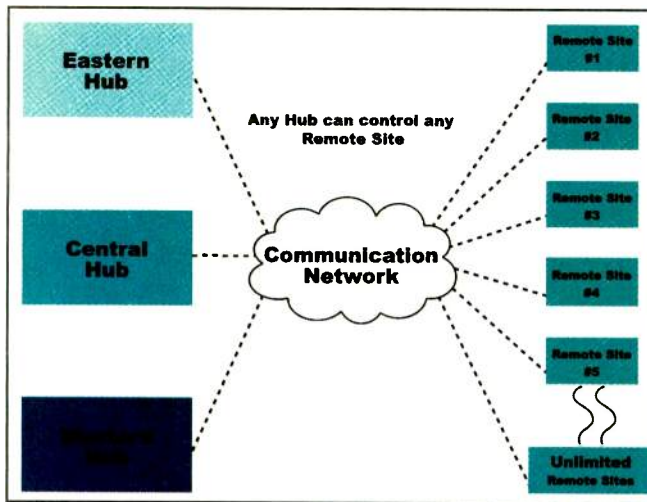
©2001 SeaChange International, Inc. 124 Acton Street, Maynard, MA 01754
phone: 978-897-0100 fax: 978-897-0132 All rights reserved.
MediaCluster is patented, and is a registered trademark of SeaChange International, Inc.



SEACHANGE
INTERNATIONAL

Changing television for good.

Circle (108) on Free Info Card



Central-casting would take programming from one of three regional hubs and funnel it to local stations, eliminating most production not associated with news. Image courtesy Floralcast Systems.

will significantly reduce the capital expenditures for digital television equipment that would be spent without the hub/spoke concept.

While the cost savings are attractive, there are several technical challenges not found in typical automated station operations that must be met by the technical automation system:

- Multiple time zones controlled from the hub site;
- Signal path delay between the hub and stations;
- Zero timing to match timing between video and audio originating at different sites;
- Master/slave operations to handle manual timing of common programming and regionalized commercial breaks;
- Multiple switchers in serial path; and,
- System recognition of location of sources.

Personnel costs are a heavy cost to a TV station. Central-casting can save 20 to 40 percent of total personnel costs by consolidating technical operations, traffic, accounting, promotion, programming and shipping/receiving. Note that the news department is excluded, but there is the potential for centralizing the national portions of a station's news and sports presentations.

Television for the visually impaired

People without vision impairments are not as apt to realize how television program material that is highly

visual — with lots of action and little or no dialogue — can be nearly incomprehensible to someone with impaired vision. Video description, a narrative of the key visual elements in a television program, is not entirely new. Both PBS and the Turner Classic Movies channel provide a service though which narrations for the visually impaired are inserted at natural pauses in the dialog of the program. Due to the infrequency of this type of programming, the FCC has placed requirements on the networks to address this issue. This new rule is part of a broader FCC effort to make technology more reachable to people with disabilities.

On July 21, 2000, the FCC adopted video description rules that will make television more accessible to people with visual disabilities. These rules will commence with the calendar quarter April to June 2002 (Docket 99-339). Using the same logic that inspired the FCC's plan to move from analog to digital, the law requires broadcasters affiliated with the ABC, CBS, Fox and NBC networks in the top 25 television markets (as determined by the Nielsen Designated Market Areas, or DMA, rankings) to provide a minimum of 50 hours per calendar quarter (roughly four hours per week) of described primetime and/or children's programming.

The FCC is also requiring multi-channel video programming distributors (MVPDs), such as cable systems and satellite systems, with 50,000 or more subscribers to provide video description for the same amount and type of programming on each of any of the top five national nonbroadcast networks they carry, as determined by national prime time audience share.

In addition, the FCC also says that

“Any broadcast station, regardless of market size, will be required to pass through any video description it receives from a programming provider if the broadcast station has the technical capability necessary to do so.” This applies to MVPD players as well.

The Commission also ruled that any broadcast station or MVPD that provides local emergency information as part of a regularly scheduled newscast, or as part of a newscast that interrupts regularly scheduled programming, “will be required to make the critical details of this information accessible to persons with visual disabilities in the affected local area.” This includes narration for those facilities that put up emergency information in the form of crawls or scrolls. ■

States garner revenue from DTH

Florida is implementing a communications tax for DTH services beginning on Oct. 21. North Carolina included in its proposed 2001-2003 state budget a provision to tax not only satellite equipment, but cable as well, on a statewide basis. According to the Satellite Broadcasting and Communications Association, a six percent tax would be charged on gross receipts from the sale of cable and satellite TV services across the state under the legislation.

Under the 1996 Telecommunications Act, satellite providers are exempt from paying any local tax, but states are allowed to charge sales tax on DTH.

Currently, satellite TV is not taxed by the state, but cable is subject to local taxes, but the bill would allow cable operators to be credited for any local franchise tax they pay.

Taxing satellite equipment in North Carolina is no trivial thing. North Carolina ranks fourth in the country with more than 800,000 subscribers with Florida, California and Texas each having more than 1 million DTH subscribers. ■

THE NEW STANDARD IN DIGITAL AUDIO BROADCAST CONSOLES IS...

 **SYSTEM 5-B**
HIGH DEFINITION AUDIO

BROADCASTERS WORLDWIDE HAVE MADE THEIR CHOICE

ABC Television - Australia
Channel 7 - Australia
Harpo Studios - (OPRAH) - Chicago
KOMO - Seattle
KTVT - Fort Worth
Telemundo - Miami
Tribune Broadcasting - Los Angeles
WCAX - Burlington
WCPO - Cincinnati
World Wrestling Federation - Stamford
KCET - Los Angeles
KLRU - Austin

- **Compact control surface**
- **Reliable fault-tolerant architecture, DSP and PSU redundancy**
- **NT networked design**
- **Production repeatability, regardless of the operation**
- **Simple, low-cost integration and maintenance**

SYSTEM 5 B - THE ONLY CHOICE

VISIT OUR WEBSITE AT: WWW.EUPHONIX.COM

System 5-B at the Olympics

Headquarters
(Silicon Valley USA)
650 855 0400
info@euphonix.com

Los Angeles
(WestUS & Int'l)
818 766 1666
richn@euphonix.com

New York
(East US)
212 889 6869
mfranklin@euphonix.com

London
(Europe)
+44 (0)20 801 7510
milesr@euphonix.com

Tokyo
(Japan)
+81 (0)03 3288 4423
yshirizu@euphonix.co.jp


HIGH DEFINITION AUDIO

Circle (1C) on Free Info Card

County attempts satellite tax

Los Angeles County Tax Assessor, Rick Auerbach recently planned to impose property taxes on as many as eight satellites owned by Hughes Electronics in El Segundo — Los Angeles County, CA. Fortunately the County Board of Equalization, which imposes county taxes, ruled to outlaw levies on spacecraft.

Attorneys for the state Board of Equalization, consulted by Auerbach, came down on the county assessor's side, saying in a background paper; "While the satellites are in Earth orbit, they nonetheless have a status for tax purposes in Los Angeles County" although the satellites never pass over California territory.

The issue of taxing the spacecraft first came up during a regular quadrennial audit of companies owning \$300,000 or more in asset properties. During the audit it was discovered that Hughes showed the satellites on their books. According to Auerbach, the satellites are no different from any other movable personal property that he has author-

philosophy of property tax, be it county or state, is to provide services in return for the monies collected, like fire and police protection and safety, and opportunities for growth," said George Jamison, vice president of Corporate Communications for Hughes Electronic.

Had Auerbach been successful, the effects would have been felt through the satellite industry. Barbara Lamont, president of Network Teleports said, "The FCC has ruled, definably, that 22,300 feet and up is out of local jurisdiction. We have offices all over the world." If anyone is successful in a like action it could, according to



A Hughes Satellite PAS-10 under construction. Los Angeles County recently considered taxing orbiting satellites owned by Hughes. Photo courtesy Boeing Satellite System.

Satellites are no different from any other taxable movable personal property.

ity to tax, i.e. boats, construction equipment etc.

Geosynchronous satellites remain fixed in orbit, with occasional correction, for about 10 to 15 years or until they run out of the fuel necessary to adjust their positions, after which they are moved to a designated space graveyard and replaced by newer and more functional birds.

Satellites are, after all, valuable bits of property, worth hundreds of millions of dollars each. The LA County Assessor views them as viable sources of revenue that will bring millions of dollars annually into the County's tax coffers.

Hughes expectedly bristled at the idea of a satellite tax. "Part of the

Lamont, "... bring the entire communications industry onto its knees and subject to local jurisdictions everywhere."

The satellite industry is somewhat skeptical of anything like this action ever getting off the ground. Morgan Broman, director of Public Relations at Lockheed Martin Global Telecommunications says he doesn't see how the County (Los Angeles) could make any money after backing out the launch and building costs of the satellites. "It doesn't seem logical to me to consider something 22,300 miles away, local."

"The three key issues associated with taxation are opportunities, benefits and protection," Jamison observed,

"and the County of Los Angeles will never be able to provide one of these causation, much less all three."

This is not the first attempt at satellite taxation: The city of Virginia Beach, VA, was unsuccessful in January of this year and ordered to refund \$480,000 to Fox network, which now owns "The Family Channel." The city stopped taxing the three transponders, valued at approximately \$12 million, in 1999, after The Family Channel was bought by Fox and moved to California. Fox had initially asked for \$630,000 — all taxes collected from 1993 to 1998 — but the judge said Fox could go back only to 1995. The spacecraft in question was launched in 1992.

"Transponders are not cars or ships or airplanes, which are covered by Virginia tax law," said the judge in his decision. "No state law mentions transponders in space. It appears to me that the city's effort to tax these items comes through analogy and implication. The city can't tax by analogy and implication. It must come from clear and specific authority." ■



Send questions and comments to: larry_bloomfield@intertec.com

METADATA FOR MAXIMUM CONTROL

CHAPTER TWO: DYNAMIC RANGE



Dolby Digital uses metadata to change the entire television listening experience. Whether viewers have mono, stereo, or 5.1 systems, Dolby Digital provides the best audio television offers.

Dynamic range control (DRC) parameters set during program production ensure optimal DTV audio presentation in home environments, and also offer choice. Dolby Digital preserves the full dynamic range, however, consumers can apply DRC to limit dynamics for late-night viewing, turn off DRC to maintain full dynamics for home theaters, or choose a setting in between.

With the new DP570 Multichannel Audio Tool, program producers and broadcasters can easily select DRC profiles and hear their effects in real time. For more information, please visit our website.

www.dolby.com/metadata

DD Dolby

BREAKING SOUND BARRIERS

Dolby Laboratories, Inc. • 100 Potrero Avenue • San Francisco, CA 94103-4813 • Telephone 415-558-0200 • Fax 415-863-1373
Wootton Bassett • Wiltshire SN4 8QJ, England • Telephone (44) 1793-842100 • Fax (44) 1793-842101 • www.dolby.com

Dolby and the double-D symbol are trademarks of Dolby Laboratories. © 2001 Dolby Laboratories, Inc. 801/13579

Circle (110) on Free Info Card



Rules for digital auxiliary services proposed

BY HARRY C. MARTIN

In an ever-evolving effort to smooth the transition from analog to digital technology, the Federal Communications Commission is proposing to revise its rules to allow broadcast auxiliary services (BAS) to convert to digital technology along with broadcast stations.

BAS stations must be technologically compatible with the rest of the broadcast industry because television and radio stations and networks use these stations to transmit program material from the locations of breaking news stories or major events to studios. However, under the current rules, digital modulation can be used only in specified BAS bands, which slows the overall broadcast industry's transition to digital. For that reason, the Commission is proposing rules that permit TV and aural BAS stations to use any available digital modulation techniques in all BAS frequency bands.

The Commission also is considering an expansion of its short-term operation rule. The rule currently allows AM, FM and TV broadcast stations including Class A stations to operate broadcast auxiliary stations up to 720 hours per year to cover events outside a station's normal operating area without submitting STA requests. The proposed rule would expand the short-term operation rule to include broadcast network

entities, cable network entities and low-power television stations. Under this rule, BAS licensees would need to notify the Commission of short-term operation for planned events, such as conventions and sporting events, but not for unplanned events, such as natural disasters. The Commission also seeks comment on whether 720 hours is an appropriate cap on annual short-term operations.

Additionally, BAS and other radio services currently share several frequency bands and have technically and operationally similar stations. Nonetheless, they sometimes must operate under different technical rules. These inconsistencies in the rules have led to confusion when licensees in different services have tried to operate in the same geographic area. The proposed rules would conform technical rules that are currently at odds, including transmitter power and emission limits, for services including BAS, Cable Television Relay Service (CARS) and Fixed Microwave Services (FS). Further, the Commission proposes to require aural and TV BAS stations to coordinate shared frequency use in order to minimize instances of harmful interference that may otherwise occur when a station begins transmitting.

Other proposals designed to update the BAS rules would allow film and television producers to operate wireless assist video devices on unused VHF and UHF channels, permit BAS applicants to operate under temporary conditional authority after an application has been properly filed, and make BAS application rules consistent with the FCC's Universal Licensing System (ULS).

FCC may dismantle Mass Media Bureau

The FCC has issued a public notice requesting comments from the communications industry and other interested

parties on how to achieve the following goals:

- The development of a clear substantive policy vision, consistent with the various communications statutes and rules to guide agency deliberations;
- The creation of a management style that builds a strong team, produces a cohesive and efficient operation, and leads to clear and timely decisions;
- The development of independent technical and economic expertise through recruitment, training and employee development; and
- A realignment of the organizational structure to conform to the realities of a dynamic and converging marketplace.

In connection with the last goal, it has been informally reported that the Television Branch of the Mass Media Bureau may be merged into the Cable Bureau. It also has been reported that the audio services regulatory staff, which deals with the nation's radio stations, may be moved into the Wireless Bureau. This dismantling of the Mass Media Bureau would likely cause a loss of knowledgeable top-level staff, subject radio and TV to different regulatory schemes (just as the TV/radio cross-ownership rules have been relaxed), and otherwise make the FCC less responsive to broadcasters' needs.

LPTV/translator auctions planned

Some 3500 MX'd LPTV applicants have been given until Aug. 23 to either settle any mutual exclusivity problems or be put into an auction.

Such applicants can avoid having to participate in the auction by eliminating the mutual exclusivity through settlements filed by the Aug. 23 deadline. ■

Harry C. Martin is an attorney with Fletcher, Heald & Hildreth PLC, Arlington, VA.

Dateline

Oct. 1, 2001, is the deadline for biennial ownership reports for stations in the following states and territories: Alaska, Florida, Guam, Hawaii, Iowa, Mariana Islands, Missouri, Oregon, Puerto Rico, Samoa, Virgin Islands and Washington.

By Oct. 10, issues/programs lists and Forms 398 (Children's Programming Report) for the period of July 1 to Sept. 30 must be placed in stations' public files.



Send questions and comments to:
harry_martin@intertec.com

YOU'VE DREAMED OF A 2-CHANNEL UHF FULLY USER SYNTHESIZED INTERCOM.

STOP DREAMING. NOW YOU CAN OWN IT.

The most versatile wireless intercom ever!

- 2 intercom channels
- stage announce with relay closure
- wireless talkaround
- 1,440 frequencies
- all metal beltacks
- and so much more.

RadioCom™ BTR800

UHF FULLY USER SYNTHESIZED TWO-CHANNEL WIRELESS INTERCOM

For more information please call 1-800-392-3497

©2001 Telex Communications, Inc.

Selling TV station bandwidth

BY MARK R. SMITH

In major markets — and more than a few smaller ones, by now — digital TV has made its grand entrance.

But while the industry transition is happening, it hasn't been cheap. Building what amounts to a second station, which is basically the order, costs between \$2 million and \$12 million and doesn't generate more revenue.

TV stations are searching for new streams to help pay for the digital transition, and the future is now. After all, 6MHz on the analog spectrum can only hold so much data, or program content, as the case has been.

But new technology is allowing stations to fit much more data into that bandwidth and gives them more flexibility to market products that traditionally have not been sent along the same lines as a station's signal, like downloadable DVD-quality movies, software and video games.

To call the advent of data broadcasting timely is an understatement, as it's hoped it will help offset costs at a pivotal time in the history of the TV medium. It shows stations can make those sorely needed incremental revenue increases, since the advertisers who have always driven the business model don't pay more for HD. It's not a picture quality thing for them — it's all about viewers. It also allows stations to compete for distribution dollars with the likes of UUNet, AT&T and even Federal Express. It's right around the corner, too.

The ABCs

Data broadcasting is really a way to allocate, and hopefully generate revenue from, the bits that broadcasters are not using (see ATSC standard A/90, at atsc.org).

Full-motion sports in HD, like hockey and basketball, are the most demanding in terms of bits, because movement is constant — taking about



Data networks like iBlast allow broadcasters to use extra bandwidth to deliver non-traditional products like downloadable movies, video games and business-to-business catalogs in addition to their regular program content. Photo courtesy iBlast.

90 percent of the 19.39Mb/s bit rate. An HD movie has much less motion and is therefore much less demanding, employing 60 percent of the bits. An HD news show would only demand about 30 percent of the bits. So the encoder changes the bit rate depending on the HD broadcast, often from program to program. HD program quality never suffers, and stations can then use the extra bits to provide data in addition to their regular programming.

As mentioned, the data can be many things: software, CAD drawings, medical images or business-to-business information, like catalogs. The idea is to make money by distributing this extra data and share it with the likes of data broadcast networks like iBlast or DTV Plus.

While manufacturers like Triveni and Skystream bring the technology to the table, iBlast and DTV Plus (owned by Capitol Broadcasting) are networks that deliver a range of broadband content using DTV bandwidth for the last mile. They are not buying and selling, because broadcasters own

them. iBlast, for instance, is a collection of 22 of the nation's largest owners of TV stations like Post-Newsweek, Tribune, Cox, Gannett, etc., which aggregate for data transmission in a way analogous to what NBC does with TV programming.


The way these stations divvy up the bits varies. Some give iBlast less bits during HD and more during SD transmissions. The benefits are that stations experimenting with digital data transmission see what works and what doesn't. The other advantage would be the opportunity to share any revenue that might be gained.

There are two tiers of capacity: base (or fixed) level and additional incremental capacity.

A defined amount of capacity, the base level, is always present during HD or SD broadcasts. If a station transmits HD programs, it overtakes the incremental capacity and leaves the base level there. The primary idea would be to broadcast HD and the base level of iBlast data simultaneously. During non-HD transmissions, stations would broadcast more iBlast, or

NEW

**New
Extron
Grey**




Extron® USP 405

The "Universal" System Solution

Introducing the **Extron USP 405** Universal Signal Processor—the one-box solution for all your video signal conversion needs. The USP 405 is an all-in-one high quality scaler, scan converter, and transcoder. It accepts a wide range of video input signals and transcodes them or scales them up or down into almost any signal format to meet the video signal requirements of any system. The applications for the USP 405 are virtually limitless and include rental and staging environments, boardrooms, conference rooms, classrooms, auditoriums, and much more. With its intuitive user interface, back-lit tactile control buttons, and optional IR remote, the USP 405 is the simple solution for all your signal processing needs.

Features


- **Input signals**—Accepts 5 video inputs: (1) RGB on 15-pin HD, (1) RGB/Component (NTSC, PAL, HDTV), (1) S-video, (1) composite, and (1) optional Serial Digital Interface (SDI) video signal.
- **Output signals**: 6 video outputs: (2) RGB/HD Y, R-Y, B-Y, (1) Component (NTSC, PAL), (1) S-video, (1) composite, and (1) optional SDI video.
- **Output rates**—35 scaled output rates; computer video rates up to 1365 x 1024 and HDTV rates of 780p, 1080p, and 1080i.
- **Dynamic Motion Interpolation (DMI™)**—A proprietary advanced motion detection and compensation method used to deliver the best aspects of still and motion algorithms for a superior level of image enhancement.
- **Accu-RATE Frame Lock (AFL™)**—A proprietary technology that eliminates the problem of artifacts in scaled motion video.
- **3:2 and 2:2 pull-down**—An advanced film mode processing technique that maximizes image detail and sharpness for NTSC or PAL materials that originated from film.
- **Test patterns**—Seven test patterns included.
- **Easy operation**—Back-lit, tactile buttons and an easy-to-read LCD menu simplify operation and control. Remote control through RS-232 is standard; IR remote is optional.



**ANY INPUT...
TO
...ANY OUTPUT!**

IT'S AN:

**UPSCALER
SCAN CONVERTER
TRANSCODER
FORMAT CONVERTER
AND MORE...**



www.extron.com/4/usp405



Extron® Electronics

800.633.9876
www.extron.com

Circle (112) on Free Info Card



*Reporting Headline News:
Artistic Video Imaging and Conservation of Energy*

Making the news a little brighter.

Videssence has always had the largest selection of fluorescent fixtures for the video/broadcast industry. Lower wattage fluorescent lamps create accurate video images, cool talent comfort and significant energy savings. Pioneering innovative products since 1988, Videssence continues to lead the industry.



Come visit us at these trade shows:

IBC Amsterdam **LDI Orlando, FL USA**
Sept. 14-18 Nov. 2-4



10768 Lower Asuza El Monte, CA 91731
(626) 579-0943 www.videssence.tv

Circle (134) on Free Info Card

SD, data (meaning program content). The goal is to transmit a certain amount of additional data over the course of a day, depending on the program content that needs to be transmitted over the base level.

That is quite a change from the old days, when an analog broadcaster would produce analog content: some local, some national and some syndicated. Yet it's much the same thing today, just with different content. Today, content could be electronic books, files, encrypted films, etc.

Technology is allowing stations to market products that traditionally have not been sent along the same lines as a station's signal.

Also, rather than distributing content on transportable media like DVD, in data broadcast networks it's transmitted and stored in the consumer's home on any device with a hard drive, such as TiVo, AOL TV, Ultimate TV or even a PC. The user needs only to equip his appliance of choice with an antenna and a DTV receiver, or cable.

Most of what services like iBlast, DTV Plus and the late Geocast provide is downloads of products like movies, software, catalogs, electronic newspapers and games to be stored in a device of choice along with streaming video or file downloads. Hard drives also are plummeting in cost, offering users more capacity for content.

In the end

Broadcasters' perspective on the spectrum they have available has changed. Rather than looking at it as 6MHz, they think of it as 19.39Mb/s. This allows them to send anything that will fit in that space, even simultaneously. No one can forecast the next decade of content distribution models, so firms are building a data broadcast architecture that is open to all possibilities. iBlast has been up since Jan. 1 of this year in technical trials. The commercial launch is set for the first quarter of 2002.

What this new technology boils down to is managing bandwidth. Like any business, it depends on where the economics lie. But the overriding factor, say insiders, is staying true to FCC and Congressional mandates to deliver HD programming, and only then for stations to accommodate commitments to data broadcasting networks. There is a budget to work with, but there also must be a balance. The economic model has to support the stations. ■

Mark R. Smith is a freelance writer and has covered broadcasting and post production for a decade. He resides in Odenton, MD, and can be reached at msmith1277@aol.com.

The Fastest Alternative in the World!

NEW EDITION



The new DV 15 Fluid Head is the perfect combination with any digital ENG camcorder. It is yet another example of Sachtler's proven quality being used to support the new generation of cameras. And with its central locking for immediate leg release, the new Hot Poc CF is the fastest tripod in the world. Its maintenance-free pneumatic gas spring effortlessly lifts the camera over six feet high. So why wait? Optimize your equipment now. With Sachtler!

www.sachtler.com

sachtler[®]
corporation of america

55, North Main Street
Freeport, N.Y. 11520
Phone: (516) 867 4900
Fax: (516) 623 6844
email sachtlerUS@aol.com

3316, West Victory Blvd., Burbank, CA. 91505
Phone: (818) 845-4446



set your ideas in motion!

Circle (173) on Free Info Card

By the Numbers

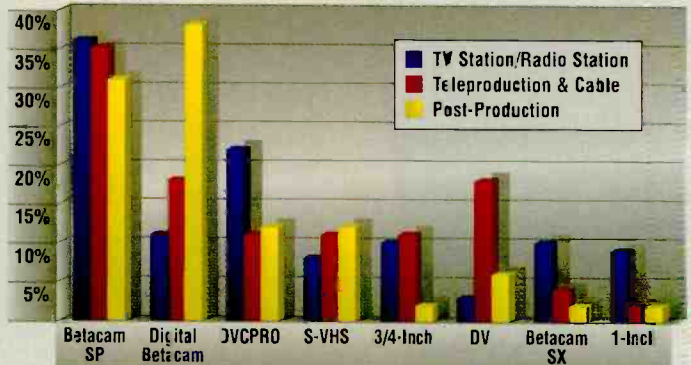
BY BRAD DICK, EDITORIAL DIRECTOR

This is Part IV of our series on research of the State of the Industry. This month we look at facilities' plans for storage technology. The results show that while there is strong interest in server technology, tape is a long way from dead.

Beta SP still top house tape format

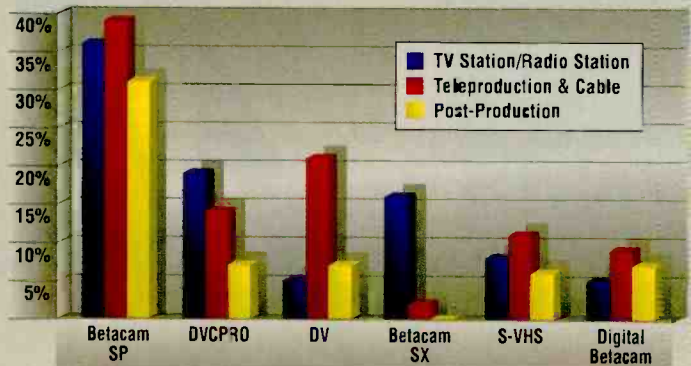
Betacam SP is used most often as the primary house tape format for all facilities, except post production. Those facilities use Digital Betacam more than any other format.

DVCPRO is the second leading house tape format for TV stations. Production and cable facilities have an even mix of Digital Betacam and DV as their second most popular format.



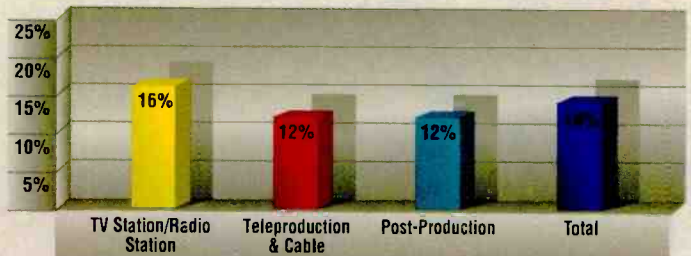
Beta SP the primary ENG/field tape format

Approximately one-third of all facilities use Beta SP as the primary ENG/field tape format. DVCPRO and Betacam SX are used by many of the TV stations as the primary ENG/field format. For production and cable facilities, DV is the second most used format. Post facilities rely on a mix of digital formats including DVCPRO, DV and Digital Betacam.



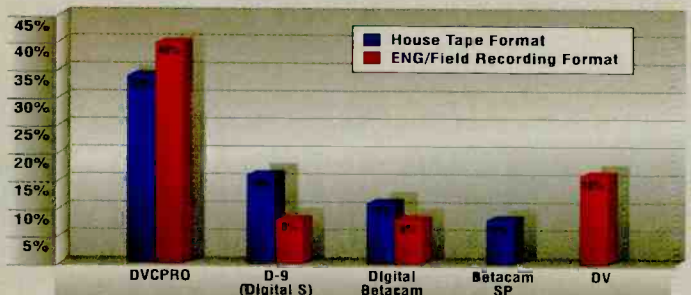
Few plan to change formats

Only about 14 percent of facilities intend to change tape formats this year. This low number may be due in part to the change to digital operation. As was reviewed in the February issue, page 30, the average analog-based station does not plan to complete the digital conversion of its production facilities until 2004.



Selecting ENG and house tape formats

Of the 14 percent of facilities planning to change tape formats this year, the most popular house format selected will be DVCPRO, with D-9 second. The most popular ENG/field recording format will also be DVCPRO, followed by DV.



SONY

Together, we capture history every day.

Your professional expertise and Sony Professional Media. It's the perfect partnership for recording events that shape our world. And uniquely co-engineered Sony media and recorders are the perfect partnership for delivering standard-setting durability and reliability. Following a long tradition of combined recorder and media innovation, Sony develops the most demanded video formats. We continually work to enhance your ability to capture history in all its detail—and preserve it for tomorrow. Trust every moment to Sony Professional Media. For more information, visit our Web site at www.mediabysony.com

Sony Professional Media. Your partner in recording and preserving history.



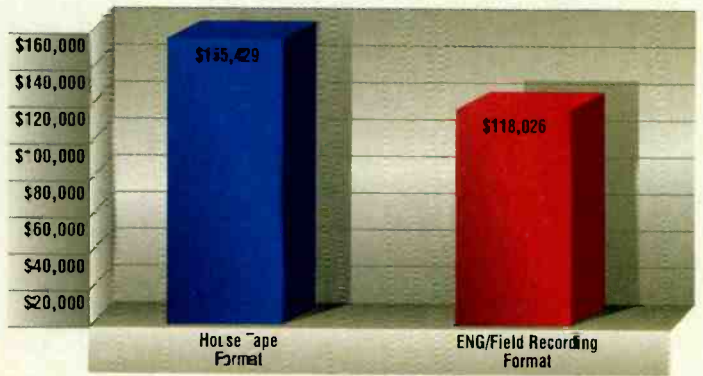
Circle (114) on Free Info Card

Sales Offices: Eastern 201-599-3501 • South/Central 770-662-3803 • Western 714-229-4246

©2001 Sony Electronics Inc. All rights reserved. Reproduction in whole or in part without written permission is prohibited. Sony, Betacam, Betacam SP, Betacam SX, DVCAM logo, HDCAM and MPEG IMX are trademarks of Sony.

How much will you spend?


The average expenditure for a new house format will be \$155,429. The average expenditure for a new ENG/field format will be \$118,026.



Video server purchases and budgets

Just over one-third of the TV stations report they'll buy new video servers this year. A slightly lower number, about 30 percent, of cable facilities and post houses say they'll buy new video servers. Measured overall segments, just over 30 percent of facilities report they'll buy new servers in 2001.

TV stations plan on spending an average of \$241,193 for new video servers this year. That's just slightly higher than the overall average budget for all facilities of \$213,441.



The Fiber Optic System that Transports it All

VIPER II™

The most widely used fiber optic system for television production and distribution just got easier to use. With advanced electronics, electro-optics and hot-swappable packaging, the Viper II meets all challenges in your facility's video and audio communications. Name your fiber application—pre-fibered facilities, STLs, remote broadcasts, metropolitan video links—the Viper II handles the job.

- Multiplexed NTSC/PAL video, audio & data
- HDTV—19.4 Mbps to 1.5 Gbps uncompressed
- 601 serial digital interface (SDI)
- Wavelength division multiplexing (WDM)
- Universal 16-slot card frame or "throw down" modules
- Redundant power and UPS options

The Viper II is a multi-faceted tool that's flexible, affordable and reliable. It's one more reason why facilities that choose fiber, choose Telecast.



(508) 754-4858 • sales@telecast-fiber.com • www.telecast-fiber.com



Circle (169) on Free Info Card

cantus

More Reliable than Analog!



Radio



Theater



Television



Opera



Film Post



OB-Van

24/7 on-air work demands reliability. The CANTUS Digital Console by STAGETEC has demonstrated that reliability in over 130 installations worldwide. Day in, day out. And since CANTUS is all digital, there are no analog pots and switches to go noisy or open. CANTUS – Simply better than analog!

- Fiber Optic Interconnect of all hardware
- LCRS, 5.1, 7.1 Surround Panning
- Integrated digital NEXUS I/O plant-wide router
- N-1 with Auto Talk-Around™
- No fans, low power consumption, very low weight
- Totally Hot Swappable
- German Reliability and Audio Quality

US Distribution by:

GMA, LLC
18314 Kinzie St
Northridge, CA 91325
Phone: 818 701 6201
Fax: 818 701 9545
Email: fader@pacbell.net

STAGETEC GMBH
Industriegebiet See
D-96155 Buttenheim
Germany

Phone: +49 9545 440 300
Fax: +49 9545 440 333
Email: sales@stagetec.com
www.stagetec.com



Circle (115) on Free Info Card

Got motion?

Now you can afford
motion compensation.....



Everyone knows that for the best quality standards conversion you need motion compensation. It's the only way to get rid of the judder that mars ordinary linear conversions.

But it's expensive. So, even though most video material contains motion, linear processing is still widely used.

Now, Mach1 provides motion compensated standards conversion for everyday material at an everyday price.

Developed by the designers of Alchemist Ph.C, the world's finest motion compensated converter, Mach1 uses a proprietary motion compensation system called Motion Science (M.Sc).

The result is outstanding quality conversions, wherever, whenever - and whatever the budget.

So why compromise with linear conversion? If you've got motion, get Mach1.

Mach1 M.Sc

**Motion Compensated
Standards Converter**



12 BIT COMPACT 1RU SIZE UNIT. PROPRIETARY MOTION SCIENCE (M.Sc) VECTORS DELIVER EXCELLENT MOTION COMPENSATED FRAME RATE CONVERSION

COMPRESSION FRIENDLY OUTPUT. PROVIDES I/O IN ALL SIX COMPOSITE AND SDI STANDARDS (BI-DIRECTIONAL IN NTSC, PAL AND SECAM).

DUAL AES AND EMBEDDED AUDIO I/O, WITH DELAY

IDEAL FOR WIDE RANGE OF APPLICATIONS INCLUDING OBX, NEWS, TRANSMISSION AND VIDEO STREAMING.



COMPATIBLE WITH ROLL CALL, THE INTELLIGENT BROADCAST MANAGEMENT SYSTEM FROM SNELL & WILCOX

Circle (116) on Free Info Card



SNELL & WILCOX



Engineering with Vision

Tel: +44 (0)20 8947 4300 www.snellwilcox.com

Transition to Digital

Video resolution

BY MICHAEL ROBIN



The extent to which a picture medium such as television can reproduce fine detail is expressed in terms of resolution. The early development of television resulted in the two dominant SDTV scanning formats, the 525/60 and the 625/50. The aim was to achieve a satisfactory picture taking as a reference the visual acuity of the eye. The human visual system (HVS) has two main resolution characteristics namely: The spatial resolution and the temporal resolution.

The spatial resolution concept

Television system design takes as a reference the visual acuity of the eye, which is of the order of one minute of arc. The eye does not perceive picture details that subtend an angle of less than one minute of arc. The assumption was made that the picture would be viewed at a distance of approximately six times the screen height. So a decision had

to be made as to the number of lines that make up a picture. Too many lines would be a waste and too few lines would make the raster line structure visible. North America chose 525 lines and Europe chose 625 lines.

•The vertical resolution: The vertical resolution is equal to the number

scanning. The early developers of television in the 1930s determined that in an interlaced scanning system the vertical resolution is statistically equal to 70 percent of the number of active lines. The so-called "Kell Factor" of 0.7 is at the origin of all conventional television systems. Given an active number of

Format	Total lines per picture	Active lines per picture	LPH (K=0.7)	Bandwidth (MHz)	Lines per MHz
525/60 (CCIR M)	525	485	339	4.2	79.2
625/50 (CCIR B,G)	625	575	402	5	80.4

Table 1. Horizontal resolution capability of the dominant SDTV formats.

of alternately white and black horizontal lines that can be resolved vertically over the full height of the picture. It is expressed in lines per picture height. The 525/60 and 625/50 scanning standards use interlaced

lines, let's say 485, the vertical resolution is equal to $0.7 \times 485 = 339.5$ so let's round it up to 339 lines per picture height (LPH). If the vertical details in the picture exceed 339LPH they are blurred. The vertical resolution is independent of the video bandwidth.

•The horizontal resolution: The aim is to achieve an equal number of picture elements per unit of distance (the picture height) horizontally as well as vertically. The system must therefore allow for a number of horizontally displayed picture elements that is equal to the picture ratio, let's say 4/3, multiplied by LPH. So in the 525/60 format we need to display $339 \times 4/3 = 452$ picture elements (or 226 cycles) per active picture width. Given an active line duration of 52.5 microseconds this results in a cycle duration of:

$$T = 52.85 / 226 = 0.2338 \text{ microseconds}$$

The associated frequency is

$$F = 1/T = 1/0.2338 \approx 4.28 \text{ MHz}$$

FRAME GRAB

A look at tomorrow's technology

Summer hits Internet Top 10

Internet usage slows as schools close

netScore Top 50 Properties - June 2001			
June 2001 Rank	Property	June 2001 U.S. Unique Visitors (000)	% Change May-June
1	Microsoft Corporation	91,341	-5.4%
2	Yahoo Inc.	86,465	-5.5%
3	AOL Time Warner	80,256	-2.5%
4	Terra Lycos S.A.	49,949	-9.1%
5	At Home Corporation	35,880	-9.4%
6	Amazon.com Inc.	30,118	4.1%
7	U.S. Government	29,655	25.4%
8	InfoSpace Inc.	28,941	-12.8%
9	Primedia Inc.	28,593	-9.9%

SOURCE: comScore Networks & Diameter
www.comscore.com, www.diameter.net

K Tech

TELECOMMUNICATIONS, INC.

Beat The May Deadline!!!



Complete 100W Average DTV Transmitter

- SD Encoder
- 8-VSB Modulator
with Precorrection
- RF Up Converter
- 100 W Power Amplifier
- DTV Mask Band-Pass Filter
- 19" Rack

**Model Number:
XMT-100**

Under ~~\$80K~~ \$70K

KTech
TELECOM

Circle (117) on Free Info Card

DTV BROADCAST PRODUCTS

15501 San Fernando Mission Blvd. • Ste 100 • Mission Hills, CA 91345
Phone (818) 361-2248 • Fax (818) 270-2010
e-mail: sales@ktechtelecom.com • web: www.ktechtelecom.com

This is the bandwidth required for equal horizontal and vertical resolution. The horizontal resolution factor for a 4.28MHz bandwidth is

$$339/4.28 = 79.2 \text{ lines/MHz}$$

Given that the transmitted bandwidth is 4.2MHz the transmitted horizontal resolution is reduced to:

$$4.2\text{MHz} \times 79.2 \text{ lines/MHz} \approx 333 \text{ lines}$$

Europe), the early television developers adopted the interlaced scanning concept, in which a picture is divided in two consecutive fields transmitted at a frequency (nominally) 60Hz (50Hz in Europe). This allowed for the reduction of the transmission bandwidth requirements. The result is that large areas

luminance) signal and 6.75MHz for each of the E'_{CB} (blue color difference) and E'_{CR} (red color difference) component analog signals. The sampling frequencies impose Nyquist constraints on the maximum sampled analog frequency that has to be lower than half the sampling frequency to avoid the occurrence of

Format	525/59.94			625/50		
	E'_Y	E'_{CB}	E'_{CR}	E'_Y	E'_{CB}	E'_{CR}
Component	E'_Y	E'_{CB}	E'_{CR}	E'_Y	E'_{CB}	E'_{CR}
Sampling frequency (MHz)	13.5	6.75	6.75	13.5	6.75	6.75
Nyquist frequency (MHz)	6.75	3.375	3.375	6.75	3.375	3.375
LPF cutoff frequency (MHz)	5.75	2.75	2.75	5.75	2.75	2.75
Horizontal resolution (LPH)	≈ 455	≈ 218	≈ 218	≈ 449	≈ 215	≈ 215
Samples per total line	858	429	429	864	432	432
Samples per active line	720	360	360	720	360	360

Table 2. 4:2:2 sampling structures and horizontal resolution.

Reducing this bandwidth reduces the horizontal resolution. A 2MHz bandwidth, typical of VHS, would result in a horizontal resolution of about 160LPH without affecting the vertical resolution. Table 1 compares the resolution capabilities of the 525/60 and 625/50 scanning formats.

NTSC and PAL composite signal encoding formats have a typical color difference (B-Y and R-Y) bandwidth of the order with a resulting horizontal resolution of around 48LPH.

The temporal resolution concept

An important property of the eye is persistence of vision. Persistence of vision is the ability of the viewer to retain, or in some manner to remember, the impression of an image after it has been withdrawn from view. When light entering the eye is shut off, the impression of light persists for about 0.1 sec. Ten still pictures per second is an adequate rate to convey the illusion of motion. The phenomenon of flicker, however, requires still higher picture rates. Given the transmission spectrum conservation requirements, which imposed a 6MHz channel bandwidth (7- or 8MHz in

of uniform color and brightness flicker at the field rate (60Hz or 50Hz large area flicker). This is an acceptable compromise. When two adjacent fields in two consecutive fields have different luminance values the result is small area flicker, at the frame rate (30Hz or 25Hz), which is highly objectionable. In the 1930s this was a small price to

aliasing. The standard specifies the tolerances of the anti-aliasing and reconstruction filters thus implicitly specifying the analog horizontal resolution.

In the 525/60 version the luminance sampling frequency of 13.5MHz = $858 \times F_H$, where F_H is the horizontal scanning frequency. The resulting number of samples

Too many lines would be a waste and too few lines would make the raster line structure visible. A decision had to be made.

pay to achieve restricted transmission bandwidth.

The ITU-R BT.601 digital concepts

The ITU-R BT.601 standard was the first international agreement on how to migrate from two incompatible analog television scanning formats to a common sampling concept and structure. The original analog component signals are sampled to obtain three digital component signals. The most popular sampling structure, the 4:2:2, uses a 13.5MHz sampling rate for the E'_Y (analog

per total line is equal to 858. The digital active line accommodates 720 Y samples (active pixels). Under ideal conditions, given the Nyquist frequency of 6.75MHz, 720 pixels per active line is equivalent to $3/4 \times 720 = 540\text{LPH}$. The standard specifies an anti-aliasing and reconstruction filter bandpass of 5.75MHz resulting in an analog horizontal resolution of the order of 455LPH.

Given the color-difference sampling frequency of 6.75MHz, the digital active line accommodates 360 C_B and

End-to-End workflow solutions



IMAGE A



IMAGE A



Improve your workflow with a SAN solution from Ciprico.

Time is money in the fast-paced worlds of **entertainment** and **broadcasting**. You can't afford to waste either one with inefficient, unnecessary file transfers.

Now you can maximize production time. Speed your operation's workflow. And maximize your revenue potential with a totally **integrated Storage Area Network (SAN) solution** from Ciprico, the leader in direct-attached and networked storage solutions for the visual imaging market.

Ciprico's **superior** line of SAN solutions are fast, reliable, easy to install, and ideal for **work groups** where time saved means revenue gained.

Visit our web site at www.ciprico.com to see how we help visual imaging companies maximize their capabilities by **streamlining project workflow**. Or call 1.800.727.4669



CIPRICO

Protecting your image

Ciprico Inc. Corporate Headquarters:
2800 Campus Drive, Plymouth, Minnesota 55441 • 763.551.4000 • Fax: 763.551.4002

Ciprico International, Ltd.:
United Kingdom (44) 1635-873666 • Tokyo (81) 3-5214-5464

Who can resist the charms of the compact, inexpensive Big VooDoo TBC?



- ▲ Composite and Y/C inputs and outputs with Genlock
- ▲ Full proc amp controls and freeze
- ▲ RS-232 interface
- ▲ Convenient 1/4 rack size

Small in size and big on value, the Big VooDoo Timebase Corrector delivers all the features of

any full-sized TBC. The unit features digital comb filtering, user selectable NTSC and PAL-B operations, plus much more.

Call Keywest Technology today at 800-331-2019 or 913-492-4666 for your free *Cabana Literature Kit* or to learn more about our Big VooDoo Timebase Correctors. We'll help make your life a day at the beach.

World's smallest TBC for only \$795 (MSRP)

KeyWest
TECHNOLOGY
www.keywesttechnology.com
800-331-2019

technically, it's a day at the beach

Circle (119) on Free Info Card

VooDoo



Actual size

360 Cr samples (active pixels). Under ideal conditions, given the Nyquist frequency of 3.375MHz, 360 pixels per active line is equivalent to $3/4 \times 360 = 270\text{LPH}$. The standard specifies an anti-aliasing and reconstruction filter bandpass of 2.75MHz resulting in an analog horizontal resolution of the order of 218LPH.

The analog resolution figures above assume ideal brickwall low-pass filters. Such filters don't exist

horizontal resolution ambiguities. Here the analog related horizontal and vertical resolution concepts are completely ignored and the quoted resolutions are the active horizontal pixels and the number of active scanning lines. It is interesting to note that the vertical resolution uncertainty that has produced the Kell factor is currently criticized or completely ignored. Whether the generally used figure of 0.7 is real-

Camera sampling and picture display suffer from vertical uncertainty irrespective of whether the scanning is interlaced or progressive.

in practice. Under the influence of the computer industry, various bodies have started referring to the number of samples (pixels) per active line as horizontal resolution and to the number of active lines per picture as vertical resolution. This is misleading. Table 2 summarizes the situation.

ATSC concepts

The ATSC standard picks up where "601" left off and applies the principles of 4:2:2 sampling to SDTV as well as HDTV scanning formats. The confusion starts with the 4:2:2 nomenclature, which originally meant $4 \times 3.375\text{MHz} = 13.5\text{MHz}$ and $2 \times 3.375\text{MHz} = 6.75\text{MHz}$. The normalized HDTV sampling frequencies of 74.25MHz for Y and 37.125MHz for C_B and C_R would suggest that the sampling structure be called 22:11:11. This was however never considered. The confusion is carried further by the coexistence of two HDTV formats: an interlaced scan format of 1125 lines per picture (1080 active lines) and a progressive scan format of 750 lines (720 active lines). Comparing the resolution capabilities of these two formats and expressing them in an easily interpreted number is quite a challenge.

The specified antialiasing and reconstruction filters create the same

istic or not and whether it applies equally to interlaced and progressive scanning is immaterial. The fact is that camera sampling and picture monitor display suffer from a certain amount of vertical uncertainty that occurs irrespective of whether the scanning is interlaced or progressive. While the uncertainty is reduced with progressive scanning the fact remains that unless the signal source is a computer the vertical resolution is not equal to the number of active lines. Also using the number of samples per active line to express horizontal resolution is misleading. ■

Michael Robin, former engineer with the Canadian Broadcasting Corporation engineering headquarters, is an independent broadcast consultant in Montreal, Canada. He is co-author of Digital Television Fundamentals, published by McGraw-Hill.



Send questions and comments to:
michael_robin@intertec.com

Digital Television Fundamentals
DESIGN AND INSTALLATION OF VIDEO AND AUDIO SYSTEMS
SECOND EDITION
MICHAEL ROBIN AND MICHAEL ZOULEN

The Second Edition of Michael Robin's book may be ordered directly from the publisher by calling 800-262-4729. It is also available from several booksellers.



Monitoring

From analog to digital,
always the sharpest view.

BROADCAST
SYSTEMS

BROADBAND
SOLUTIONS

NETWORK
MANAGEMENT

PROJECTS AND
SERVICES

A significant evolution, the handling of both digital and analog signals, means BarcoNet's new and improved high-end ADVM monitors offer great flexibility and complete functionality.

The full range of sizes, from 10" to 28", the user-friendly controls and additional inputs are made to suit every space and purpose, while delivering the crisp, sharp pictures you need.

The design and quality of our ADVM monitors result in cost-effective solutions for your monitoring needs. That's why, for years, customers in broadcasting and post-production have been coming to BarcoNet.

www.barconet.com

Circle (120) on Free Info Card





User requirements for graphics systems

BY BRAD GILMER

If you are looking at purchasing or upgrading your graphics systems, the first question to ask is how you are going to use the equipment. A mismatch between the job you need to do and the equipment you buy could mean that you spend more than you need to (or less), and that you have to live with functionality that does not suit your tasks.

Graphics user requirements can be divided into several categories, but perhaps not the way you might first think. User requirement categories can be divided into close-to-air, non-close-to-air and post production. (Thirty minutes before air is a good dividing line between close-to-air and non-close-to-air/desktop.) Table 1 on page 42 shows how different applications fit into these categories.

While some areas might overlap, there is a clear differentiation. This differentiation impacts user requirements for equipment performance,

reliability, price and so on.

The close-to-air environment is full of high-pressure situations. Breaking news, live events and weather graphics are examples of applications in this area. Operators look for tools and techniques that reduce workload and speed in the production process. Templates and pre-defined formats

from yellow tablets, bar napkins and ideas thought of in the middle of the night. The post production process also is less stressful from a time standpoint, although anyone who has been in a production session with a demanding client can tell you that things can get very stressful indeed. In this environment, operators, clients and

Nothing will get a piece of equipment expelled from the post environment like unstable software.

are used to shorten the design process. The non-close-to-air environment is usually much less stressful. Here is where the graphic design work is done, and where rough drafts are kicked around. This is where the creative process starts once it has moved

producers work with a critical eye to get exactly the look they want. Attention to technical detail of the finished product is high. User requirements for these different areas are driven by the applications. Let's start with the close-to-air application.



Operators in on-air graphics areas like the one at Fox (shown above) face time restraints that make a simple, highly intuitive interface and real-time feedback necessary features. Photo courtesy Fox.

User requirements for the close-to-air application include 1) excellent ergonomics 2) sufficient tool set 3) real-time feedback 4) robust design 5) rapid fault recovery. Time constraints and the high-pressure environment drive all of these requirements. In this environment, the graphics workstation should get out of the way of the operator and let him get on with his job. This is not the place for splashy screens, complicated menus or fancy interfaces. The tool set provided should be sufficient for the operator to do his job, but it should not be overly complicated. Manufacturers should take the time to carefully think through the tools required

Sometimes you can have it all.


Brad & Donna have a big decision to make...

Brad, we need to move on...



...what will they use to broadcast?

...we need a solution that will give us 24/7 AVI or MPEG-2 capture and playback, and control VTRs, a switcher, live video feeds and overlay clocks and logos.



Then the answer is clear... if we want all that, we need Inscriber E-Clips!



Another Inscriber happy ending

Inscriber E-Clips is the solution for 24/7 broadcasting. **Inscriber E-Clips** is a reliable, video clip, playback system that will play video 24/7, even unattended. **E-Clips** can capture and playback VTR events, live feeds, AVI and MPEG-2 files. Now you can maximize your existing resources and extend your broadcast capabilities with less effort. If you want a complete broadcast solution, you need **E-Clips**.

Inscriber E-Clips - Everything you need for 24/7 broadcasting.

For more information visit - www.inscriber.com



Circle (121) on Free Info Card



inscriber
TECHNOLOGY

International Headquarters/North & South American Sales—26 Pepler Street, Waterloo, Ontario, Canada N2J 3C4 Toll-free: +1.800.363.3400 Tel: +1.519.570.9111 Fax: +1.519.570.9140 European Sales—Zijdsstraat 72, 1431 EE Aalsmeer, The Netherlands Tel: +31.297.380930 Fax: +31.297.380939 Asia-Pacific Sales—Level 9, AIC Building 1-1-3 Marunouchi, Chiyoda-ku, Tokyo 100-0005, Japan Tel: +81.3.5288.5231 Fax: +81.3.5288.5111 *Inscriber is a registered trademark and E-Clips is a trademark of Inscriber Technology Corporation. Other product names mentioned may be registered trademarks or trademarks of their respective companies. Specifications subject to change without notice.

in this environment.

Real-time feedback is critical. An artist *must* be able to see what he is doing as he is doing it. If he is making a mistake, he must know about it now, not later. A robust design also is required. The hardware must be physically strong, made to accept the rigors of traveling in a truck. The live sports/live event environment is brutal. Finally, rapid fault recovery is a must, and is closely associated with a robust design. The equipment must be able to quickly recover from


power glitches and software errors. The artist's work and machine state should be preserved if at all possible. Reboot times must be minimized. Remember that in some cases, these systems are not just close-to-air, they are on-air.

Next, let's look at requirements in the non-close-to-air or desktop environment. Systems in this environment must be 1) lower in price 2) available on the desktop using conventional processing power 3) user friendly 4) connected with high-end systems 5)

Internet aware. One factor that enters into almost every purchase decision in the "desktop graphics" or non-close-to-air application is price. Most users have combined the requirements for items one and two above, asking for advanced functionality at a reduced price (yes, users want to have their cake and eat it too). For many years, users were not offered that alternative. However, with the declining price of MACs and PCs and the corresponding leaps in processing power, it is now possible to do some really amazing graphics work with a MAC or Intel platform. Prices for well-equipped graphics systems have continued to fall while functionality has increased. Along

See us at IBC Hall 11.101 &
Hall 1.401

No CRT problems
with our NEW Digi Scope and LCD Scope
Multi-Format Test and Measurement
products - we guarantee it!



Hamlet launch the latest Digi Scope and LCD Scope ranges. Leading the way, building on fifteen years of experience and inventive solutions, to provide top of the range production, engineering, test and measurement products - of superior quality.

Ideally suited for Digital, Analog, Video and Audio environments they provide two new methods of ensuring your attention to detail - including Gamut checking. With numerous add on options you can select the signal formats, facilities and functions you want, when you want them.

These new units are easy to operate, they look good and feel good, but best of all they are Guaranteed NOT to suffer from CRT problems, High Maintenance costs and where applicable, limitations on there display outputs.

E-mail or call us to obtain more details.

..... from the Innovators of superior products at sensible prices.

BOX 6530, Malibu, CA 90264 • Phone: 310-457-4090 • Fax: 310-457-4494
Web: www.hamlet.us.com • E-mail: sales@hamlet.us.com

HAMLET
EXCELLENCE IN VISION

Circle (122) on Free Info Card

**A mismatch between
the job you need to do
and the equipment you
buy could mean living
with functionality that
does not suit your
tasks.**

with this comes the power of the consumer market, driving down prices for things like large monitors and high-speed networks, all part of a high-performance desktop graphics system.

While close-to-air systems require very streamlined user interfaces, the requirements for the desktop environment are different. Desktop systems should have menus that are intuitive and easy to navigate. They should be self-explanatory for the first-time user while not being too cumbersome for power users. This may result in user interfaces that are less streamlined than the close-to-air systems. User interface design is always a trade off between efficiency and ease of operation.

The output from desktop systems is frequently used as input to more expensive systems. It is important to

Amazingly
the gear box
held out to the final lap.....



Circle (125) on Free Info Card

the signal automatically

SNELL & WILCOX
Tel: 408 260 1000 www.snellwilcox.com

you are in the world.

Circle (116) on Free Info Card

operators become annoyed with functionality that is difficult to use because of poorly planned user interfaces. There also is a difference in the level of familiarity and training of post graphics users. Most users are highly trained and do not require the simpler interfaces of the non-close-to-air systems.

Nothing will get a piece of equipment expelled from the post environment like unstable software. It is not hard to imagine that a customer who is paying a lot of money for the privilege of sitting next to a graphic artist will get upset if lockups and reboots are the order of the day. If you have ever experienced the frustration of losing your work in the desktop environment, imagine what that is like when you have a paying customer sitting next to you watching the last three hours go down the drain. Needless to say, stable software is good.

The ability to render complex graphics and effects goes hand-in-hand with

Summary of User Requirements for Graphics Systems		
Close-to-air	Non-close-to-air	Post production
Excellent ergonomics	Lower price	Uncompromised image quality
Sufficient tool set	Desktop platform	Very complete tool set
Real-time feedback	User friendly	Intuitive user interface
Robust design	Connectivity	Stable software
Rapid fault recovery	Internet aware	Complex rendering
		Lower cost

Table 1. Close-to-air, non-close-to-air and post production applications in graphic production. Operators working on breaking news demand different functionality from their graphic systems than graphic artists in a post production environment.

the requirement for complete tool sets. The important thing to note is that rendering time may be allowed in the post environment. It is virtually banned from the close-to-air environment.

Finally, as with desktop systems, users demand all of the above at a reduced cost. They see the increasing power and functionality of desktop systems available at a falling price and expect the same from their high-end systems. This may not be realistic. Stable software costs money. Well-developed user interfaces require

programming time (more money). There is no doubt that some users will replace low-end post systems with desktop systems as their functionality improves. However, there will be a market for high-end systems for the demanding post environment for some time to come.


Brad Gilmer is president of Gilmer & Associates, executive director of the AAF Association and technical facilitator of the Video Services Forum.



Send questions and comments to: brad_gilmer@intertec.com

Digital Video Quality Analyzer DVQ

- Realtime measurement
- No reference signal required
- SSCQE scaling of quality levels
- Monitoring of picture freeze, picture and audio loss
- Recording of quality profile (long term)
- ITU-R 601 and MPEG2 inputs
- Professional Profile 4:2:2
- Histogram representation of quality levels
- Internal event and error report and statistics
- Program decoding




ROHDE & SCHWARZ

Internet: <http://www.rohde-schwarz.com>

ROHDE & SCHWARZ, INC.
7150-K Riverwood Drive
Columbia, MD 21046-1245
Phone: (410) 910-7800
Fax: (410) 910-7801

Circle (126) on Free Info Card



THE SYNAPSE SYSTEM IS ALL YOU NEED!

SYNAPSE, THE MODULAR MEDIA SYSTEM THAT OFFERS:

- ▶ High density (18 cards in 4RU)
- ▶ Flexible remote control capabilities
- ▶ Ethernet based
- ▶ Remote controllable with a web-browser
- ▶ Remote firmware updates through the internet
- ▶ Combined logic to lower system cost
- ▶ Reduced amount of re-clocking stages
- ▶ Full monitoring of all parameters
- ▶ Audio level control and channel swapping
- ▶ Card swapping with automatic update of card settings



AXON DIGITAL DESIGN BV THE NETHERLANDS, PHONE: +31 13 511 6666. UNITED KINGDOM, PHONE: +44 118 973 8920. U.S.A., PHONE: +1 888 919 9379 (U.S.A. toll free).

<http://www.axon.tv> E-mail: info@axon.tv

Circle (127) on Free Info Card



Changing bit rate

BY CHARLES CARTWRIGHT

The MPEG-2 world is made up of highly structured and interdependent data. The data is generated and packed at the source and only unpacked again at its final destination. Intermediate “repacking” is not simple but it is desirable. For the intermediaries it is a question of freedom to choose: The freedom to choose the bit rate and quality that best suits your business model or your channel capacity; to remultiplex and transmit variable bit rate material such as that from statistical multiplex groups; and to integrate remote and local encoding into single statistical multiplex group. A bit rate changer product provides this freedom and control.

MPEG-2 evolution has been rapid over the past five years. First-generation systems involved compression of the original signal, and formatting and modulating the data for delivery over a channel (typically satellite or cable) to a customer receiver for decompression and presentation. This was a “one-hop” direct-to-home (DTH) transmission chain. As this did not match the complexity of the current analog transmission systems, there was pressure to provide more flexibility in the MPEG-2 chain. The next step was to allow remultiplexing of the MPEG-2 stream. This meant “unpacking” the originally transmitted transport stream into its component parts and recombining them with elementary streams from other

transport streams. The processing was fundamentally on the packet layer and on the metadata about the composition about the transport stream (MPEG PSI, DVB SI or ATSC PSIP). However, there was no modification of the elements that made up the stream itself. Now, using bit rate changing technology, it is possible to decompose the original compression a stage further to provide the operator with even more flexibility and control over their transmitted stream

rate changing gives this choice to those not generating the original content. It is worth noting that operators have overcome this limitation in the past by fully decoding the incoming material and re-encoding it under their own control. This has been their only choice until now, but it is expensive in equipment terms and relatively poor in quality. Bit rate changing, without using complete decoders and encoders, offers a lower-cost and higher-quality solution to

Until now, the only operators who had control over the bit rate allocation of service are the original content generator and compressors.

content. This decomposition has focused almost entirely on the video domain as it is the most significant element, in terms of bit rate used, of any broadcast transmission. Progress here in manipulation of content will yield the most effective results for the operator.

Before effective remultiplexing the only operators who had any choice over the composition of a multi-program stream were the original content generator and compressor. Likewise, until now the only operators who had control over the bit rate allocation of service (and are therefore allowed to make the quality-number of channels choice) are the original content generator and compressors. Bit

ownership of bit rate allocation. More detail on the methodology of bit rate changing is available in other papers.

The most likely places to use bit rate changing are digital turnarounds (DTAs). Specific examples of a DTA are: regional cable headends, terrestrial regional play-out centers or satellite broadcasters generating their own content as well as rebroadcasting others’ original content. All these environments are slightly different, but they will all need to redirect and repurpose the compressed material they receive into their own transmit path. There are three key elements in such environments in which bit rate changing can play its part: modifying compressed content bandwidth to match final delivery capacity; putting the owner of the tradeoff between picture quality and the number of channels per megabit; and remultiplexing of previously statistically multiplexed sources.

The first issue — bandwidth matching — is relevant to both terrestrial and xDSL delivery headends. While the DTH or

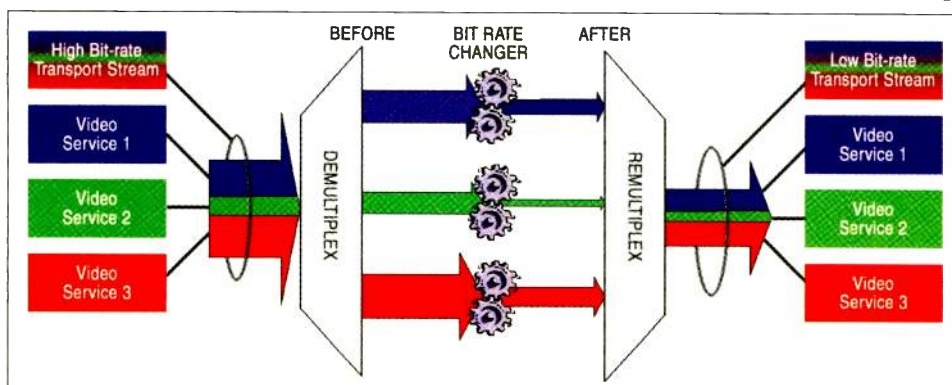


Figure 1. The process of squeezing the bit rate of material.



earth-shattering news for news — a virtual newsroom without walls.

introducing **Avid NewsCutter XP Mobile** — the newest member of
the fastest, most complete digital news solution available today!

Write, edit and collaborate with the news team in real time
while you stay in the field with the story.

Make split-second changes.

Move your story to playback five times faster than real time.

Empower your team to do more with a story in less time.

Go to air faster than the competition.

Register to win a **FREE** copy of NewsCutter XP Mobile software —
a \$10,000 value! Visit www.avid.com/earthshattering by
September 30, 2001.

Avid Unity™ for News
Avid NewsCutter® family
Avid Media Browse™
Avid AirSPACE™
Avid iNEWS™



...revolutionizing the way news is made.

make manage move | media™ **Avid**
Circle (128) on Free Info Card

©2001 Avid Technology, Inc. All Rights Reserved. Avid NewsCutter XP Mobile software is qualified for select Dell and Compaq systems. Product specifications, pricing and availability are subject to change without notice. Avid and NewsCutter are registered trademarks and Avid Unity, AirSPACE and make manage move | media are trademarks of Avid Technology, Inc. Avid iNEWS and Media Browse are trademarks of iNews, LLC. All other trademarks contained herein are the property of their respective owners. No purchase necessary. Subject to the terms and conditions of the NewsCutter XP Mobile Contest official rules (the "Rules"). To obtain a copy of the Rules, visit www.avid.com/earthshattering. 3787571

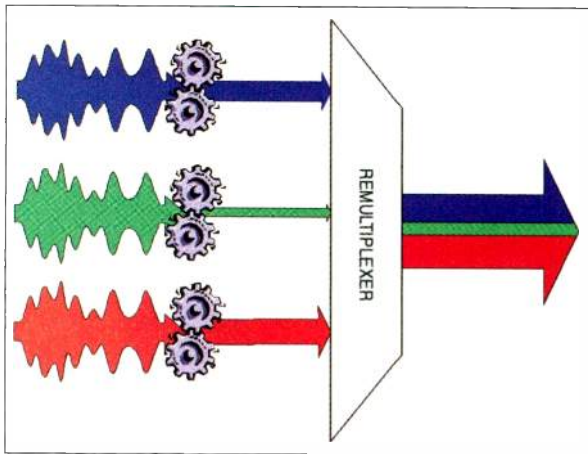


Figure 2. Bit rate changing allows DTA operators to create their own statistical multiplex services by remultiplexing the original streams at a known rate to keep them from peaking at the same time and overloading the new multiplex.

distribution satellite system is capable of carrying in the region of 35- to 40Mb/s of content the terrestrial channel may only carry 20- to 30Mb/s and each xDSL link as little as 2Mb/s. Taking the terrestrial scenario we see around 25 to 30 percent reduction in capacity between the distribution link and the final channel. Reducing the number of services offered on the terrestrial network or remultiplexing onto more channels to

make up the bandwidth could resolve this. Alternatively, the operator could reduce the bit rate of each service by 30 percent (or each service by varying amounts such that the average reduction is 30 percent) to squeeze the entire original multiplex into the new channel allocation. The process of squeezing the bit rate of material is shown in Figure 1. The width of each arrow indicates the magnitude of the bit rate for the service. Until now full decoding back to baseband video and re-encoding at a lower rate has accomplished this. That method is expensive in space, equipment and maintenance costs. There also is a problem with quality of pictures after the decode/re-encode process. Studies have shown that concatenated encoding increases picture degradation. This degradation is mostly caused by

different coding decisions in the original and later encoders. Some encoders contain methods for identifying original coding decisions and replicating them in the subsequent re-encodes. This method is effective but does not remove the cost element.

If we consider complete decoding to uncompressed material and then re-encoding as being flexible but ultimately crude video bit rate changing, then we can compare it to far more elegant solutions in terms of cost, size and picture quality. In a bit rate changer the compressed video is only partially decompressed and then recompressed at a lower rate. Because the decompression is partial, not all of the options for re-compression are available, but processing requirements, and thereby costs, are reduced. The tradeoff is between equipment cost investment and flexibility of implementation.

We have looked at the baseline reasons for a bit rate changing function. However it is sometimes not a matter of choice, but a necessity. For the DTA operators there is the increasing problem of statistical multiplexing. This is when the original encoder has been allowed to vary the data rate allocated to encode its video such that when aggregated over a group of encoders the sum of all encoded bit rates remains constant. This technique uses the statistical advantage that the video sources are independent and the peaks and troughs of bit rate requirements do not have any correlation. Only where coherent peaks occur across several sources are the original encoders required to reduce their coding quality to maintain constant group bit rate. This technique has been exploited to increase capacity of networks by around 30 percent. Naturally, more original content providers wish to take advantage of these improvements to get more services or quality out of their current bandwidth. The problem for the DTA operator is that when they wish to recombine several independent statistically multiplexed sources they cannot be sure that the content will fit into their new multiplex. The only guarantee is that the sum of all the data rates of the original group is fixed and below a certain level but if they combine elements from different groups then all the elements may


Digital Video Conversion and Interface Products by AJA Video

PCI Cards	
HD-NTV PCI Bus HD-SDI Video Interface/Framestore	\$7900
SD-NTV PCI Bus SDI Streaming Video Interface	\$2,395
Miniature Converters	
HD10C HD-SDI D/A Converter w/SVGA Mode*	\$2,495
HD10M HD Analog to NTSC Monitoring Downcnvrtr.*	\$ 800
D10C SDI to Component Analog Converter, 10-bit *	\$ 800
D10A Component Analog to SDI Converter, 10-bit*	\$1,200
D4E Serial Encoder, SDI to NTSC/PAL or Y/C*	\$ 250
D5CE Serial Encoder, SDI to NTSC/PAL /w Component*	\$ 375
D5D Decoder, 3-line Comb Filter, NTSC/PAL to SDI*	\$ 595
DWP Power Supply, 110 Volt (*requires power supply)	\$ 40
Rack Mount Products	
R20D Decoder, 5-line Comb, NTSC/PAL to SDI, 10-bit	\$1,300
R20E Encoder, SDI to NTSC/PAL or Component, 10-bit	\$1,300
FSG Frame Sync/Genlock Module (fits R20E/D Cards)	\$ 600
R44E Four Channel SDI to NTSC/PAL Converter	\$ 990
RD5AD Dual Universal A/D Converter NTSC/PAL or Component to SDI	\$1,600
RD5CE Dual Universal D/A Converter SDI to NTSC/PAL or Component	\$1,300
R5CE Universal Monitoring Distribution Amp, 1X4	\$ 590
FR1D 1-RU, Forced-Air Cooled, 4-Slot Frame, Dual Power Supply	\$ 895
FR2D 2-RU, Forced-Air Cooled, 10-Slot Frame Dual Power Supply	\$1,490

www.aja.com
toll free 800-251-4224
international 530-274-2048

AJA VIDEO

Circle (149) on Free Info Card



smoke

real-time HD & 601 finishing

they like to watch.

smoke from Discreet gives you the tools to keep eyes riveted to the screen.

All eyes are on you to create visually-stunning work. smoke gives you the power to deliver it. With smoke you can quickly and easily finish picture, sound, graphics, and effects. Sophisticated vertical timeline editing gives you unlimited layering potential, with a versatile 3D compositing environment based on Discreet's Academy Award®-winning flame® and inferno®. And because smoke is format independent, you can produce once and easily distribute to HDTV or standard definition. So you can define your own standard of creativity.

Visit www.discreet.com or call 1.800.869.3504

Circle (129) on Free Info Card

discreet™

ONSCREEN ONAIR ONLINE

© 2002 Discreet, a division of Autodesk, Inc. flame, Inferno and smoke are registered trademarks, and OnScreen OnAir is a trademark of Autodesk/Logic, Inc. in the USA and/or other countries. All other trademarks and trade names belong to their respective holders. © Copyright 2002 Autodesk, Inc. All rights reserved.

peak simultaneously and overload the multiplex. Using bit rate changes the varying video rates of the statistically multiplexed services may be capped to a known rate to ensure compliance with the requirements of the output stream. Some of the time this would require reducing the bit rate considerably and at other times passing the video through with unchanged data rate. Further, this offers the DTA operators the ability to implement their own local statistical multiplexing. The variable bit rate of the original material would change to a new bit rate, but the new bit rate need not remain constant. It could vary in accordance with a local statistical multiplexing implementation. The natural extension to re-statistical multiplexing of remote sources is the option to add local service to the statistical multiplex group. Now we have a DTA with local statistical multiplexing of local and remote sources. The final option for operators of the DTA is to receive service from several multiplex operators and recombine them each at a lower rate (or some at lower rates and some not) such that they may provide more programming per megabit to their

customers. All of these techniques and methods may be combined to meet the individual needs of each DTA operator.

Servers have become a more significant part of the direct-to-home and contribution network design because of their flexibility in material management. The problem is that material is compressed before storing to the server, not at the time of playout. This can be done either in a high-quality constant bit rate or, to save further space at constant quality, variable bit rate (using "single-channel statistical multiplexing"). Either method creates problems in the delivery chain after the server similar to those we have seen with remote sources: If we want to store material to be played out on a variety of channels the material must be stored at a suitable bit rate for the highest quality channel, but it also needs to be delivered in a lower bit rate channel. This lower bit rate delivery allows for lower pipe capacity at the end of the delivery chain or a different business model with higher program numbers per megabit of pipe capacity. In either case the material will need to be converted to a new bit rate for inclusion in the channel. Alternatively, providers might

want to incorporate the material from the server into a statistical multiplexing group with local real-time encoded sources. In this case, the bit rate of the stored material will need to be modified in real time to fit the statistical multiplexing algorithm. Material stored more efficiently as variable bit rate (VBR) will, on playout, look the same as a remote statistical multiplex group element. Essentially, servers using VBR or constant bit rate (CBR) compressed storage present the same problems as do remotely encoded sources to the DTA operator, and the solutions using video bit rate changing are likewise similar.

We have seen a variety of applications for bit rate changing technology that give more choice than re-multiplexing and more compact and cost-effective solutions than full decode and re-code design. With processing power increasing and the cost of that power falling, there will be more and more applications where bit rate changing will offer flexibility and control at an effective price. ■

Charles Cartwright is product manager of multiplexers and stream processing for Tandberg Television.

Class-based queuing

BY STEVEN M. BLUMENFELD

At Lawrence Berkeley Laboratory the idea of class-based queuing (CBQ) was developed to better manage the growing bandwidth needs of enterprises. This bandwidth-management algorithm has been designed to better deliver appropriate, controllable service levels across IP networks.

Class-based queuing allows the network administrator to divide users into classes based on specific IP addresses, protocols or even applications. In a broadcast facility you could think of this as a class system for network machines, with the highest class going to production machines moving high-bandwidth graphics and the lowest class to e-mail and word processing.

Network administrators use CBQ to classify traffic into a hierarchy

that reflects the policies of an enterprise. It also ensures that each traffic class has the appropriate quality of service.

CBQ integrates easily within an existing router network and provides more control and reduced bandwidth costs. Your administrator would configure a LAN-to-LAN network between the local network and selected WAN routers. This minimizes costs by eliminating the need for any hardware changes in the router network.

CBQ is an IP network layer bandwidth management tool that provides benefits across any Layer 2 technology and is effective with any IP protocol, such as TCP and UDP. CBQ uses standard TCP/IP flow control mechanisms to control end-to-end traffic so all TCP/IP stacks, whether client or server, can take advantage of it.

CBQ can be used to create different service levels that are strictly enforced. Each class is guaranteed access to a specific amount of bandwidth — a minimum guarantee. They also can borrow unused or idle bandwidth when they need to burst above their set minimums.

Each class can have its borrowing priority set for the most important uses, which gives it first right to any excess bandwidth. The class ranges also can be set to maximum available bandwidth — thereby shutting every other class down to zero, in which case the user gets best-effort service.

You should ask your network administrator if your facility is using CBQ or some variant of it. It will increase your network's effectiveness and help to keep your bandwidth costs down. ■

Steven M. Blumenfeld is currently the vice president of advanced services for America Online.

The Ultimate News Encoder / Modulator



CODICO® E-1700 Encoder / Modulator

Scopus targets the mobile market with the smallest, lightest, most competitive encoder/modulator combo available. Flexibility in design makes it ideal for up-link vans, SUVs and Flyaway packages.

Features:

- **Size:** 1 RU
- **Weight:** Less than 10 lbs
- **Modulation Type:** Q/8PSK, 16QAM (All in one)
- **Powerful, easy-to-use**
- **New BISS DSNG Conditional Access**
- **4:2:2, 4:2:0, MPEG-2, DVB**
- **Built-in multiplexer for MCPC operation**
- **The most interoperable encoders / IRD's available**
(Published independent studies - Intelsat and EBU)
- **24/7 Support**



Planning on upgrading to Digital?

Call us for an encoder that operates trouble free, is recognized as the most interoperable with other DVB receivers and has the latest features for future requirements.

Scopus. Broadening Your Scope™

www.scopususa.com • info@scopususa.com

Offices: **USA - (858) 618-1600**

Brazil - (+55 12) 323-1092, China - (+86 10) 6524-9705, India - (+91 79) 750-9324, Mexico - (+52 044) 1952-1396
Israel - (+972 3) 557-6200

MPEG-2 • DVB • BISS DSNG CA • DSNG Encoder • Pro-IRDs

SYSTEMS
DESIGN
SHOWCASE

WJAR-TV

digital news transition

BY SCOT LAIRD

The compact New England region makes for an extremely competitive market. So WJAR-TV Channel 10 must satisfy viewers in its home state of Rhode Island as well as those in Massachusetts, New Hampshire and Connecticut — all while competing with the Boston stations in its own backyard.

The station, based in Providence, offers more than 30 hours of weekly news programming to more than 500,000 viewers. With a staff of 83, three ENG trucks and two news bureaus, the station produces five weekday newscasts — three each on Saturday and Sunday and, through a unique arrangement with Paxson Communications, a daily rebroadcast of its early- and late-evening newscasts to Paxson cable customers. In addition, the station produces NCAA college basketball- and NFL football-related sports programming, public affairs shows and long-form regional features.

WJAR-TV replaced its tape-based systems with new digital newsroom systems to facilitate production on the station's weekly newscasts. Photos courtesy Grass Valley Group.

All These Formats . . .



Digital Betacam



Betacam SX



Digital-S



S-VHS

One
Worldwide
Standard.



Digital-Disk



Mini-DV



DVC Pro



SP Beta



DV-Cam

Every new format and every new camera has one thing in common. They all have exclusive Anton/Bauer features as original equipment - Gold Mount bracket, InterActive viewfinder fuel gauge, UltraLight Automatique circuitry, Digital Battery.

High performance camera products deserve high performance, reliable power. Choose from the latest cell technology of the Anton/Bauer HyTRON 50 and 100, to the long lasting ProPac and TrimPac, to the powerful economy of the ProFormer.

Isn't it good to know that there is one standard that will always be there?

antonbauer

The worldwide standard®

For information contact Anton/Bauer or any Anton/Bauer dealer or distributor worldwide.

Anton/Bauer, Inc. 14 Progress Drive, Shelton, Connecticut 06484 USA • (203) 929-1100 • Fax (203) 925-4988 • www.antonbauer.com
Singapore Office - Anton/Bauer 100 Beach Road, # 33-05 Shaw Towers, Singapore 189702 • (65) 2975784 • Fax (65) 2975778

Circle (131) on Free Info Card

Search criteria

Last year, WJAR began evaluating digital ingest, nonlinear editing (NLE), storage and playout solutions: technologies that could take the DVCPRO material shot in the field and move it through the story creation process rapidly, eliminating the signal degradation endemic to the station's tape-based process. These solutions had to make the digital transition easy, especially for those professionals in the station's cuts-only edit bays, who had worked exclu-

sively with tape machines. Sharing digital assets needed to be easy, inside and outside the newsroom.

News ingest and editing is fast, intense and pushes equipment hard, especially in cuts-only edit bays. Even with high-quality machines, the station was not immune to the toll day-in-day-out pounding took on its tape decks — and on output quality. In this all-tape news environment, it was too easy for a bad roller to crease a tape, a misaligned head to garble a signal or

the overall quality of the material to degrade as it passed from editing to production and playback. Also operators had to constantly adjust signal levels as a tape moved from one machine to the next.

The all-tape editing environment also hampered the staff's ability to promote its upcoming newscasts. As in many other tape-based news operations, source footage was often locked up in editing bays, leaving producers to pace the halls outside until it became available.

Having already made the transition to the DVCPRO format for newsgathering, WJAR wanted to utilize digital ingest, NLE, storage and playback technologies to increase efficiency without disrupting the station's existing workflows. For example, the digital newsroom would allow operators to set a level digitally and it would stay constant from story creation to air. Also, an ingest system was needed that would handle the station's multiple

Sharing digital assets needed to be easy, inside and outside the newsroom.

daily feeds and route them to an edit bay without forcing station personnel to race down a hallway.

Even more critical was WJAR's choice of NLE technology, as it would completely replace the tape systems with which story editors were familiar and comfortable. Thus the station placed a high premium on systems that offered high ease-of-use, open architecture and seamless integration with the station's network.

For media asset storage, sharing and playback, the station needed a digital server that would support the simultaneous push and pull of material, such as sending a clip between edit bays, or from a news editor to a promotions editor. They also needed a server that would offer an open architecture to accommodate a variety of third-party applications, including WJAR's Pathfire video-on-demand (VOD) system.

Best Value \$1.40@100 Pcs. \$1.22@1000 Pcs.

HDTV I.Q. Test

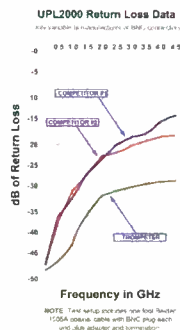


Find the true 75 ohm digital connector

Don't be fooled into believing that yesterday's BNC's are up to the demands of digital broadcasting. You need the true 75 ohm connection that you get with the new sleek, black UPL2000 from Trompeter. It is the only BNC designed for high bit-rate digital video signal transmission and offers significant performance advantages over standard BNC's (@1.485 Gbps >8db return loss improvement). Built rugged to deliver reliable performance over time, the UPL2000 is priced right and available today.

Don't compromise your signal with yesterday's connectors. Do digital right with the sleek, black UPL2000.


Straight, 45° and 90° models. Various dia. cable sizes to support broadcast, post-production and CATV headends.



GET QUOTES FAST... VISIT OUR WEBSITE TODAY!
www.trompeter.com or call: 800 982-2629

Circle (132) on Free Info Card

It Will Give You The Best HD Picture,



No Matter What Format You Choose.

UP - CONVERSION WITH ADVANCED NOISE REDUCTION.

If you're ready to broadcast the highest quality HD content, then make the move to Star-up, the integrated up-converter with advanced noise reduction. Star-up's patented PixelMotion de-interlacing as well as color-space conversion and variable aspect ratio control make sure you have the maximum resolution of the input signal preserved throughout the conversion process no matter what format you convert to. And, since it's based on the Teranex platform, you can easily install new formats and functions as your needs change with a simple software upgrade. To learn more about how Star-up is re-defining up-conversions, call Teranex at 407.858.6000. Or visit www.teranex.com.

Teranex 

| STAR-UP |

Circle (133) on Free Info Card

The Jelly-Fish™ Surround Sound Monitor



MSD600M *Ideal*
for 5.1 Surround
Sound + Multichannel

[...see what you hear]

- 2 to 8-channel In- & Output capability • Phasemeter, Audio Oscilloscope and Multichannel PPM
- Built-in 18x16 Audio Matrix • Analogue and digital operation • VGA output • Spectrum analyser



DK-AUDIO A/S

Marielundvej 37D • DK-2730 Herlev • Denmark
Phone: +45 44 85 02 55 • Fax: +45 44 85 02 50
info@dk-audio.com • www.dk-audio.com

Circle (135) on Free Info Card



With Profiles integrated with Vibrant nonlinear editing systems, breaking news edited in WJAR's ENG trucks can be retrieved from shared storage and repurposed for later newscasts.

Digital news production

WJAR uses the Crispin Dubber with Turbo-Browse and a dual-channel Vibrant for ingest on separate router feeds. The Vibrants are used to schedule, view and break down incoming footage. They let producers program and assign names to individual or recurring feeds from the three ENG trucks and the station's second news bureau in southern Massachusetts. Producers also can monitor breaking news, live events or sporting contests, marking clips on the fly with a single keystroke and making those clips available to edit bays while recording continues. They also can drop stories from their news production control station, and these are automatically dropped from the playlist.

The Vibrant ingest system routes the signal to the station's six edit bays, where Vibrant editors are used to assemble stories. The editors offer instant random access, multiple levels of undo and real-time transition effects. Profiles integrated with editing systems allow station personnel to share stories, clips and other media assets. The Vibrants also can retrieve feeds stored in the Profiles to quickly create new story versions for later newscasts. No pre-digitization is required, so story editors can record directly from tape timeline while performing insert edits, voice-overs, L-shaped cuts and three-point edits. They can view the edits as they are made, just as they did in a machine-to-machine edit bay. Two tape machines are installed in each edit bay as sources for the Vibrants – a Panasonic DVCPRO machine for field acquisition tapes and a Sony Beta SP machine for use with older legacy archive material. A Chyron iNFiNiT! character generator run separately on the iNews system supplies electronic graphics, and Mackie 1404 BLZ mixer boards are used for audio.

Clips that are edited in WJAR's second news bureau and ENG trucks on Panasonic DVCPRO laptop editors are recorded on the Crispin Dubber. They bypass editing and



What Could Possibly Go Wrong With Your Digital Conversion?

Plenty.

When you convert to digital, it means new equipment, new technology, and new requirements. The last thing you want to worry about is whether your cable can do the job. That's where we come in. Whether your system is 270Mbps, 540Mbps, or full-throttle HDTV, Belden has the precision audio and video cable products you need...and the high performance data cables to put everything together. After all, when downtime means dead air, you can't afford to choose less than the best.

From major broadcast installations to cable television networks to the most prestigious sports, entertainment, and news venues in the world, Belden is the choice for dependable audio, video, and data cable solutions. To find out more about how we can help you, contact Belden at [1-800-BELDEN-4](tel:1-800-BELDEN-4) and ask for the [Digital Studio Guide](#), or visit us at www.belden.com.



1-800-BELDEN-4
www.belden.com

Circle (136) on Free Info Card

Performance Delivers The Future™

BELDEN Brilliance® 1694A DIGITAL VIDEO COAX

are fed directly into the Profiles over an analog input for storage and play-out. The clips can be returned to the Vibrints in the edit bays for later re-purposing.

For digital storage and playout, WJAR chose a six-channel Profile XP to provide multiformat support in the DVCPRO-based news environment, in addition to the Media Area Net-

From installation to training to workflow, the transition from a tape-based operation has been swift and smooth. The edit bays were completely refitted with new digital equipment. A thunderstorm shortly after installation led the station to add individual UPSs from APC to protect the editing systems. The systems' PC-based design and network compatibility allowed

programming to its 13 O&Os. ■

Scot Laird is the former director of engineering and information technology for WJAR. Acknowledgement: Thanks also to Clark Smith, director of engineering for WJAR.

Equipment list


- Dual-channel Vibrint FeedClip
- Crispin Dubber with TurboBrowse
- Vibrint NewsEdit nonlinear editor
- iNews newsroom control system
- Panasonic DVCPRO laptop editors
- Panasonic DVCPRO recorder
- Sony Beta SP recorder
- Utah Scientific AVS-2 router
- Mackie mixing board
- Profile XP Media Platform (six channels)
- Profile PDR 324
- iNews Broadcast Control System
- Chyron iNFiNiT! character generator
- Grass Valley 250 switcher
- backup power systems

News editing is fast, intense and pushes equipment hard, especially in cuts-only edit bays.

work for shared storage, the Profile network archive and the Content-Share platform. The iNews BCS automation system uses four channels of the BCS, while the Crispin software uses the other two for record/playback and a confidence record. The Chyron CG operator in the news production control room triggers the playlist and CG events on the BCS. Development work is underway to interface the platform with Pathfire video-on-demand technology.

engineers to plug them into the station's network like any other device and have them fully up and running in a day. The station's existing Utah Scientific AVS-2 routing switcher remains in use with the new systems.

As a result of this digital newsroom conversion, WJAR has increased its operational efficiencies without changing its workflow. The station also is well positioned for integration with NBC's centralcasting topology, through which the network will distribute pro-



WJAR chose Vibrint editing systems with an eye toward ease of use, to facilitate operators' transition from familiar tape-based systems to the new digital equipment.

Looks Great- SAVES SPACE



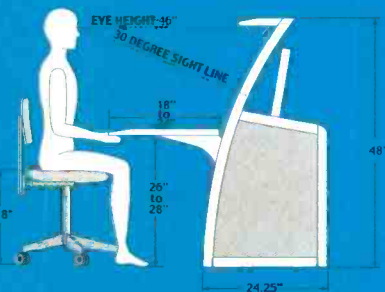
When technology changes, companies are not judged by how fast they *react*, but more importantly, by how far *ahead* they act. For nearly forty years Winsted has anticipated every major change in technology and provided the right technical furniture at the right time. Our new SLIMLINE consoles are a good example. They maximize the space-saving advantages of today's flat screen monitors by offering the smallest footprint in the industry.

Whether you need a simple console, or a complete command center - custom designed, or a modular system from stock, Winsted products are up-to-date and time-tested. Visit our informative new web site at: www.winsted.com or call us toll free at 800-447-2257.

When you're ready to
**SAVE
SPACE**



with flat screens, so are we.



Preferred by Professionals Worldwide®

Circle (137) on Free Info Card



Digital encoders

BY DON MARKLEY

The encoder — that magical silicon-filled device that makes the whole new ATV scheme of things work. To review, essentially all of the new television transmitter excitors look for the same input. To wit, a SMPTE-310M input for the MPEG-2, 19.39Mb/s Transport Layer signal. Some will accept two such streams and switch between them to allow switching between local and network signals with no change in the on-channel frequency. That little feature is important to avoid the loss of lock in receivers.

The problem arises in selecting the input du jour. The discussion has been raging for years about just how the incoming digital or analog video signal to the encoder should be configured. That is, how many scan lines, interlaced or progressive, scan rates, aspect ratios, etc. The various proponents are primarily divided between the computer camp, which sees advanced television systems as an extension of the Internet, and the movie crowd, which

believes television should primarily be configured to replay Ben-Hur. Both sides make very convincing arguments and neither can really be considered to be wrong. The Federal Communications Commission has taken the same firm and helpful position that it did for stereo AM broadcasting — they have

accommodate the local studio and one or more networks. In other words, this is not strictly an engineering choice. The choice may partly be made for the station by its network with the local production crew using the same or a different standard. This may be simple for many stations in the immediate future,

Be very reluctant to purchase a unit that is specifically designed for a narrow set of input parameters with no expansion capability.

decided that the marketplace will be the determining factor.

As a result, multiple standards exist and will probably continue to exist for the foreseeable future. Various feeds may be 1080i, 720p, 480p, etc. The director of engineering is then forced to determine just what the configuration should be for the encoder to

because the network feed is used all of the time with only the insertion of local station breaks. That will probably continue until the station can start selling local spots on the DTV signal.

The Chief is then left in a quandary. Just what capability should be included in an encoder? The problem is complicated even further when the station has to determine if and/or when it will operate with high definition, standard definition, multiple standard definition, PSIP (more later) and a datastream. The obvious answer is to buy an encoder that does it all for all of the standards and formats with all of the additional channels. That will run the encoder up to about the same price as a small transmitter.

A more practical solution is to ensure that the encoder can be modified or expanded as time passes. In other words, be very reluctant to purchase a unit that is specifically designed for a narrow set of input parameters with no expansion capability. While the expandable versions are somewhat more expensive, it is much cheaper to plug in cards in the future than to trash the whole thing when a new signal source is added.

FRAME GRAB

A look at the consumer side of DTV

DVD player sales skyrocket

DVD players are the fastest selling product in history of consumer electronics



SOURCE: CEA Market Research
www.ce.org



NATIVE 720/60p

From The Number One Name In Cameras.

If you have chosen 720p as your HDTV standard, Ikegami's HDK-720/720P is the camera system for you. Ikegami's 720p Native Camera Systems have been engineered to deliver maximum quality images characteristic of progressive scan technology.

The HDK-720/720P Cameras feature three 2/3 inch mega-pixel FIT (720p) image sensors to implement direct CCD read-out, without any converter, in 720p progressive. Incorporating next-generation ASICs and 12 bit A/D conversion, these High Definition Studio/Field CCD Camera Systems achieve exceptional quality, reliability and rock-solid stability.

In addition to 720p, the camera simultaneously supports the 480i format through the CCU that incorporates a full broadcast quality down converter. (480p output is also available as an option.) Signal transmission and power feed between the camera head and CCU is communicated via SMPTE standard hybrid fiber/copper camera cable over a distance of up to 2000 meters. Optional triax adapters support full HDTV bandwidth transmission over a distance of up to 1000 meters.

If your choice is 720p,

Ikegami is right for you!

IKEGAMI'S HDK-720/720P FEATURES AT A GLANCE

- Full Digital Processing with New Generation ASICs
- 12bit A/D Conversion
- FIT 2/3" native 720p CCD x 3
- Simultaneous 720p and 480i Outputs
- Component Serial Digital Transmission with Optical Fiber Cable

Ikegami®

Ikegami Electronics (U.S.A.), Inc. 37 Brook Avenue, Maywood, NJ 07607 East Coast: (201) 368-9171
West Coast: (310) 370-2400 Southeast: (954) 735-2203 Southwest: (972) 869-2363 Midwest: (630) 834-9774

Website @ <http://www.ikegami.com>

Circle (138) on Free Info Card

A secondary solution is to convert the new standard to the one currently in use at the station. Adequate systems are available to perform that little task but aren't a total cure. When such conversions are performed, the resultant picture may acquire problems that didn't exist previously.

The reader is referred to John Luff's June 2001 article on HD conversion products. He does an excellent job of pointing out the problems that can occur which indicate that conversion, while practical, must be done carefully. In addition, the cost of the format conversion systems may well be more than would be necessary to modify the encoder. Luff also points out that conversion can cause the loss of information such as closed-captioning data, VITS and embedded audio.

An additional problem is the use of the Program and System Information Protocol (PSIP), which has been found to be highly desirable to viewers. That also was covered in June 2001 by



Encoder design should be flexible in order to accommodate changes in input parameters. Photo courtesy Vela.

Arthur Allison. For ATV planning, that issue of the magazine should be read carefully. The configuration of an encoder should permit the easy insertion of the PSIP signal without interference between it and other signals.

Some encoders can operate as a simple system and are field upgradeable as future enhancements become available. It may well be advisable to buy at least the necessary frames and wiring for the more complete system initially rather than face the cost when the front office calls down to change the image formats. In any case, the blank shelf space can be used to store your old magazines. No one ever looks in there anyway.

It is difficult, in preparing this column, to avoid missing products that should be included. When discussing manufacturers with a solution to the N+1 combining problem, Micro Communications was omitted due to author error. In fact, the combiner manufactured by that company was a pick of the show during NAB2000.

This was properly brought to the attention of the author by Sam Matthews of MCI, who also brought up a point concerning the use of a small temporary antenna during the DTV conversion period. If tower loading will permit, the temporary antenna could be left on the tower to serve as a standby system when normal operation is shifted to a new permanent antenna. There are many station engineers who will attest to the value of such a system when a fault occurs in the main antenna or transmission line. ■

Don Markley is president of D.L. Markley and Associates, Peoria, IL.



Carry-Coder is a winner!



COFDM: Now smaller, lighter and lower cost!




CARRY-CODER NOW AVAILABLE! For more information, call or visit our website today.

BMS Broadcast Microwave Services, Inc.
A Cohu Company

P.O. Box 84630 San Diego, CA 92138-4630
<http://www.bms-inc.com> email: sales@bms-inc.com
1-800-669-9667

Circle (172) on Free Info Card

Frame by Frame Time Has Never Looked Better Introducing a New Line-up of TBC/Synchronizers



These are certainly good times.

FOR-A extends its renowned FA Series with 4 new TBC/Frame Synchronizers; FA-350, FA-360, FA-370, and FA-390, a progression of affordably priced state-of-the-art TBC/Frame Synchronizer combos with unrivaled features.

Each possesses advanced and highly stable digital decoder circuitry, a convertible serial control port (select RS-232C and RS-422 for PC control and remote respectively), system control GPI port, and a separate purchase remote unit capable of controlling up to 99 mixed model units (FA-350 to 390).

From satellite source composite video to embedded digital audio support, FOR-A's new FA series products sharpen details, support transcoding, compensate for audio delay adjustable, and much more.

FA-350: Analog composite I/O TBC/frame synchronizer (selectable) designed for reliability and optimum signal processing. Multi-unit configure series models to expand processing channels/formats.

FA-360: Same functions as FA-350 but analog composite and component I/O.

FA-370: Same functions as FA-360 but analog composite and component plus serial digital component I/O.

FA-390: Same functions as FA-370 plus digital audio I/O.

FOR-A COMPANY LTD.

Circle (139) on Free Info Card

USA/FOR-A Corporation of America: 2400 N.E. Waldo Road, Gainesville, FL 32609, U.S.A.

Tel: +1 352-371-1505 Fax: +1 352-378-5320

CANADA/FOR-A Corporation of Canada 425 Queen St. W. #210, Toronto, Ontario M5V 2A5, Canada Tel: +1 416-977-0343 Fax: +1 416-977-0657

DVD production

BY BARB ROEDER



DVD is a high-density optical storage technology for video, audio and data. The application of DVD-Video, as developed by a consortium of manufacturers now known as the DVD Forum (www.dvdforum.org), allows the storage and playback of feature length films and long-form video content on set-top boxes and computer DVD drives. The interactive component of the standard also extends its functionality well beyond standard linear tape formats such as VHS. Adoption of the standard has grown steadily in applications such as entertainment, training and corporate communications.

The DVD-Video specification

With influences from Hollywood and broadcasters, targets for the DVD-Video specification included high-resolution, full-motion video and CD-quality audio. They adopted standard compression technologies such as MPEG for better compatibility across platforms. Video formats can be in NTSC or PAL and maintain a 4:3 or 16:9 aspect ratio.

DVD-Video is most often found in the

MPEG-2 format, which offers high quality through an efficient coding process. For broadcasters this translates to easy repurposing of digital television content as the DTV standard is rolled out. Typical average data rates for video are 4Mb/s, but can go as high as 10Mb/s. The process of determining the target bit rate and achieving a high-quality encod-

media options for the DVD specification but, again, the driving force was the quality and amount of video that the disc could hold. Most DVDs today use the DVD-5 format, which offers a capacity of 4.7GB and has become relatively inexpensive to produce and duplicate for widespread distribution of feature length movies.

Bit budgeting allows the developer to plan for the video and audio content, and the client to brace for the cost of the project.

ed video is covered later in this article.

Standard digital audio formats also have been included in the DVD-Video specification. They include Dolby Digital Sound (DDS), MPEG and pulse code modulation (PCM). The format developed by Dolby Laboratories can be produced as stereo or as surround sound for a true "theater experience."

DVD media options

Manufacturers helped to define the

A capacity of 8.5GB is achieved on a single-sided disc using the DVD-9 format. This is manufactured as a dual layer, so the laser that reads the disc can reach both layers without turning it over. The density of a DVD-9 disc is slightly less than twice that of DVD-5 because the pits and bumps that are placed on the disc as data on the bottom layer need to be slightly more spread out in order for the laser to read through to the top layer.

Higher-capacity discs, like the DVD-10 with 9.4GB, are double-sided, meaning the disc needs to be turned over in the player in order to access information on both sides. Programming interactivity between the sides is difficult, so DVD-10 is most often used for recording the same content in two different formats, one on each side — for instance, a widescreen and a standard 4:3 version of a program.

Manufacturing of DVD-18 discs is still somewhat imprecise. The drive to improve this process may yet come from the high-definition television market, where four times the capacity will be required just to get a feature-length HD film onto one disc. DVD-18 would provide 17GB.



DVD production studios like the one at Cine Magnetics Video and Digital Laboratories in Armonk, NY, utilize sophisticated suites of equipment for authoring, MPEG encoding, noise reduction and audio processing.

PARALLEL UNIVERSE

FILM OR HDTV, OCONNOR BRINGS THE BEST TO BOTH WORLDS

Around the world, the award winning OConnor name remains the standard for high quality camera support products in the film industry. And now, with the advancements into high definition television broadcasting, OConnor meets the needs and challenges of this exciting medium. Our Ultimate 2575 fluid heads provide perfect counterbalance and extremely smooth pan & tilt. Our 155B tripods are strong, rugged and have quick-acting lever locks. And there's a lot more that sets us apart. So whichever universe you shoot in, film or HDTV, OConnor has the ultimate camera support system for you. Visit our web site for more information and the dealer nearest you.

OConnor

YOUR BEST MOVE.

Phone: (714) 979-3993

Fax (714) 957-8138

E-mail: sales@ocon.com

www.ocon.com


A Division Of Autocue, Inc.

*System 2575B-IF Includes:
Ultimate 2575B fluid head,
sliding platform, 120mm euro,
Quick release camera plate,
MRC-hell base, tiedown, 18mm
telescopic handle, eyepiece
leveler bracket, front box
mount, 155B aluminum tripod
with above ground spreader.*

*World's most popular film head
now ready for HDTV, featuring
90/90 counterbalance, infinite
control adjustment, backed
with lightweight aluminum
tripod, and a complete
line of accessories for
Film/HDTV.*

ANALOG CLOCKS

"5100" Series



The LX-"5100" Series can read Time Code (ESE, SMPTE/EBU & ASCII), as well as operate as Stand-Alone or Impulse Clocks. These clocks are loaded with many features, here's just a few...

FEATURES:

- Self-setting time code readers
- 5", 12" & 16" models
- Sweep & Step second hand modes
- Lighted Dial and Rack Mount options
- Time Zone Offset
- 3 Year Warranty

ESE

www.e-se-web.com

310-322-2136 • FAX 310-322-8127
142 SIERRA ST., EL SEGUNDO, CA 90245 USA

Circle (165) on Free Info Card

Developing a DVD

Advanced planning can lead to a more successful DVD project. Prior to encoding and authoring, it's best to determine the scope of the project. This includes how much video and audio will need to fit on the disc, how much interactivity needs to be built in, and what the overall look and feel of the title will be. A storyboard is useful for determining the project's complexity and hence the length of development time it may take.

With a plan in place, the assets of the project can be assembled and a bit budget can be determined for the disk. Bit budgeting allows the developer to plan for the video and audio content, and the client to brace for the cost of the project. Generally, a five to 10 percent overhead is given to menus, textual content and authoring requirements. If the video content is two hours or less, including extraneous clips such as movie outtakes or actor interviews, then the designer is pretty well assured of fitting the material on a DVD-5. Anything beyond this will be easier to lay out on a DVD-9. If cost is an issue, an experienced compressionist can usually achieve high quality at lower average bit rates in order to keep the project on a DVD-5.

Real-time encoding of the MPEG video is generally undertaken for medium-to large-scale operations. Often this is a two- or three-pass operation whereby the entire video is analyzed, perhaps preprocessed and finally encoded at a variable bit rate, or a constant bit rate if the video content is an hour or less.

For smaller-scale projects, MPEG encoding can be done in software. Motion estimation operations can be speeded up, at the expense of accuracy, but this can lead to a lower-quality encode. It's best to get a good demonstration and understanding of a software encoding application in order to determine its effectiveness.

The quality of the source and the amount of preprocessing also can affect the quality of the encoded MPEG. Most studios will use a Digital Betacam source and apply sophisticated noise reduction to the video prior to encoding. This step can take more time, but also can lead to significantly higher-quality results.

There are many breeds of DVD authoring applications that allow the producer to assemble the assets and create

the interactive links for the project. Assets include menu screens, video and audio content, images, and textual information. Again it's important to plan this stage in order to avoid complicated menus or navigational dead ends.

The authoring process entails creating all the links between menus and the content. A front page of the title contains a menu of items for the user to select. The Chapter sub-menu consists of links programmed into a long video. The links are usually visual representations that may take the form of framegrabs from the video itself, graphics and text, or even short motion video clips that can be looped. Other sub-menus might allow the user to select language tracks for the audio or subtitles, actor biographies or interviews, and other extraneous content.

The menus are often created in Photoshop, or After Effects if they include motion graphics. In most authoring programs they are considered layered images, with a background, a subpicture overlay and a button description layer. The subpicture overlay consists of the images or motion video that is used to portray the buttons.

It's important to remember to include a common interface for linking back to the main menu, or even some of the sub-menus. There are standard definitions for many of these operations in the DVD specification.

A trained compressionist/authoring expert can turn around a relatively simple title in a week or two. A DVD-R can then be burned for testing. Generally, overall production will take four to six weeks, resulting in a glass master and a check-disc package for final approval.

The future of DVD

Broadcast-quality video and CD-quality audio are the most attractive features of the DVD specification. Interactivity extends the standard far beyond the consumer VHS format as well. Most believe DVD will co-exist with other interactive video environments like the Internet because it caters to high quality and ease of use for entertainment purposes. ■

Barb Roeder is president of Barb Wired LLC. She can be reached through her website, www.barb-wired.net.

 **FUJINON**

20/20

V I S I O N

Fujinon's 20X is Clearly the Affordable Choice.

When it comes to professional video lenses, the decision is as clear as 20/20 vision. Introducing Fujinon's A20x8.6 lens for 2/3-inch cameras and the S20x6.4 lens for 1/2-inch cameras.

Each lens is available with an optional built-in 2X range extender delivering the longest zoom in the market; and focal length ranges that were previously unavailable in any professional grade lens.

For added versatility, the A20x offers an optional 16:9-4:3 front mounted ratio converter. When using the new switchable format cameras, this simple device compensates for the loss in angle of view and easily attaches to the front of the lens.

The A20x and S20x lenses feature our Inner Focusing system which provides the smooth and responsive control you've come to expect from Fujinon.

The professional video market was waiting for high-quality lenses like these at an affordable price, and as usual, Fujinon delivered.



> **S20x6.4**

> **A20x8.6**

 **FUJINON**

**Broadcast & Communications
Products Division**

FUJINON INC. 10 High Point Dr., Wayne NJ 07470-7434
Phone: (973) 633-5600, FAX: (973) 633-5216

FUJI PHOTO OPTICAL CO., LTD. 1-324 Uetake,
Saitama City, Saitama 330-8624 Japan, Phone: 048-668-2152

www.fujinon.com

LENS	APPLICATION	1x FOCAL LENGTH	2x FOCAL LENGTH (optional)
A20x8.6	2/3 inch	8.6mm to 172mm	17.2mm to 344mm
S20x6.4	1/2 inch	6.4mm to 128mm	12.8mm to 256mm

Circle (141) on Free Info Card

Developing a DTV master control plan

BY ONALDA MARTINEZ AND TIM HUDSON

As more broadcasters embark on the DTV transition, most stations have chosen a phased approach – starting with a DTV transmission and encoding system, along with monitoring equipment, and then launching a master control system. The last priority is the studio and production facility.

When it's time to focus on digital master control, doing it effectively and efficiently is the issue. The key is up-front facility assessment and setting project parameters such as capital available, programming and business models, consolidation or relocation considerations, and project timeline. This will drive major considerations.

Considerations

The first consideration is the station owner's business plan. Short-term goals would involve meeting the minimum requirements associated with the FCC mandates. These requirements involve EAS, station branding and closed captioning. Of the four requirements listed, PSIP is the only one that is not truly mandatory. However, ratings, multichannel operation and newer receivers will be dependent on having proper PSIP information. Long-term goals would include the business plans of the station and network. The network may plan to distribute prime time programming in HD while the station may opt to provide either single or multiple SD channels during non-prime time hours. At this point, many station managers are asking themselves, "Will the addition of more channels develop other revenue streams?" Regardless of the route chosen, the goal of meeting FCC mandates will directly impact the second consideration, the budget.

The budget will influence the implementation plan for master control. Whether the capital is provided all at once or in increments, the task of selecting which is the most important feature

or piece of equipment can become quite challenging and subjective. The selection of technology will be a major factor in the growth of the station and the quality it projects. When working with a budget, the broadcaster is challenged with investing in equipment and formats that will meet the goals of the business plan while not exceeding the capital allotted. Once the technology is selected, ease of operations can be addressed.

If the technology selected provides minimal human interaction and maximum growth potential, ease of operation issues will be laid to rest. Once these considerations are addressed, the question of how to implement the buildout can be answered. To date, broadcasters have taken three approaches to feed their DTV transmitter: the Legacy Switching approach, the Mini Master Control approach and the Full Master Control approach.

Approaches

Legacy switching consists of broadcasting either one SD channel or one HD channel. In the single SD channel model, the broadcaster would make a minimum investment in the technology selected. The single SD channel model would involve feeding the existing NTSC master control signal into an analog-to-digital converter and logo inserter. Once the

signal is converted to digital, it can then be fed into the encoding and multiplexing system of choice. This solution would meet most of the FCC mandates, but issues of multiple audio channel distribution and manipulation may arise.

With some minor differences, the same process holds true for the single channel HD model. (See Figure 1.) In this model, the existing NTSC master control video signal would be converted from analog-to-digital and then upconverted to the proper HD format. Along with the program video, the closed captioning EIA 608 standard would need to be upconverted to the EIA 708 standard and reinserted into the upconverted master control stream. Investment and physical impact to the station would be relatively minimal.

In both cases, the amount of audio and video monitoring would be the same. A DTV receiver, an SD or HD monitor and appropriate audio monitor would fill the need. When researching the equipment, the broadcaster should be aware that manufacturers exist who provide modularized single channel encoding as well as "off-air" prepackaged studio-monitoring solutions that would allow them to grow into multichannel programming.

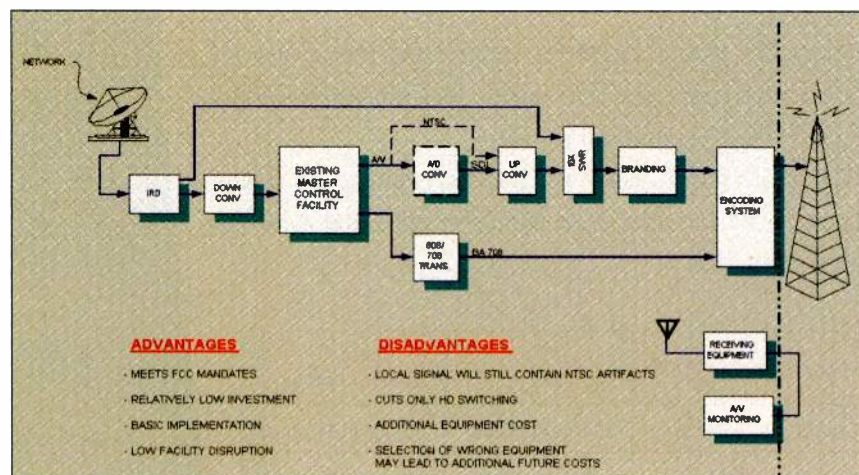


Figure 1. Legacy approach for single-channel HD.



The clock is running!

*If you aren't on top
of the May 1, 2002
DTV conversion yet,
don't worry...*

*Dielectric **digilease**[™] is here!*

Dielectric **digilease**[™] will ensure you comply with FCC requirements without a major commitment of dollars or design time! The complete DTV system includes:

- Antenna
- Transmission Line
- Transmitter
- RF System
- Installation

With **digilease**[™] you'll be up and running in no time:

- Flexible payment options
- Minimal tower loading
- Antenna convertible to standby upon maximization to full ERP

Call today for more information on **digilease**[™]

1.866.DIELECTRIC • 207.655.4555
www.dielectric.com

Dielectric
COMMUNICATIONS

Engineering Excellence Since 1942

Circle (142) on Free Info Card

Mini Master Control model

In order to take full advantage of network HD content, two combinations would be available. The first involves the seamless switching of HD programming between the local station and network. HD content is received and decoded into its baseband form. Local programming is digitized and upconverted to the HD format as shown in Figure 2 and, with a simple two- or three-input HD switching system, the broadcaster would now switch between the local and network signals seamlessly. This simple switching idea has driven some manufacturers to introduce integrated solutions that offer upconversion, test generation, frame synchronization and audio format conversion to the marketplace.

The second involves broadcasting of one HD and one SD channel simultaneously. In total, the broadcaster would provide two separate outbound channels. The investment would require, in addition to the HD switching and upconversion gear, an additional switching system for the SD portion of the programming. This model would drive the need for versatile automation, traffic and "off-air" monitoring systems.

Full Master Control model

In situations where multichannel operation and/or consolidation is in the future, broadcasters would benefit from the Full Master Control model. In this model, the station or group can choose to broadcast multiple SD channels with no HD content or alternate between HD

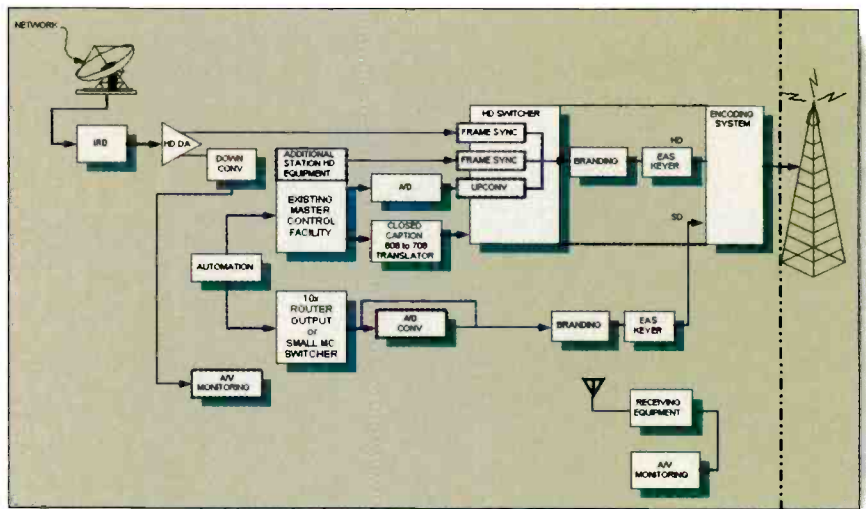


Figure 2. One HD/SD mini master control.

and multiple SD channel programming. (See Figure 3.) Implementation of this model would consist of a major investment in conversion, branding, switching, encoding and monitoring equipment. It would require a stand-alone digital master control switcher for SD, as well as an HD master control switcher. With multiple channels and complex switching involved, a sophisticated automation system would be required to operate the systems.

To ensure adequate conversion and distribution equipment, the broadcaster would need to take into consideration the audio format received as well as the local production format. In most cases, four levels of AES audio would be enough to cover both 5.1 channel surround operation and a secondary language service.

Because of the multiple audio and video streams involved an integrated

yet flexible monitoring solution is needed in this model. Some companies have developed multiplexed monitoring solutions to drive down cost and space considerations. These systems offer the ability to display multiple pictures on the same large-screen display device. They not only display several channels of video on one screen but also up to four AES or eight analog channels of audio per video. Combining this solution with remote devices for streaming encoding creates an ideal monitoring solution for those operations that control a group of remote transmission channels.

Many new devices on the market can be controlled over TCP/IP-based networks. This makes possible the construction of distributed networks of devices controlled from a central automation server. One large automation manufacturer has led an effort to standardize device control over LAN and WAN. The protocol, called Network Device Control Protocol (NDCP), is an open standard for wide area automation control and is supported by a growing group of equipment manufacturers.

Today, solutions exist that can handle anything from conventional, manual master control equipment to fully automated equipment. As stations develop and grow, the broadcaster must be aware and take advantage of the modularized solutions that simplify both single- and multichannel digital broadcasting.

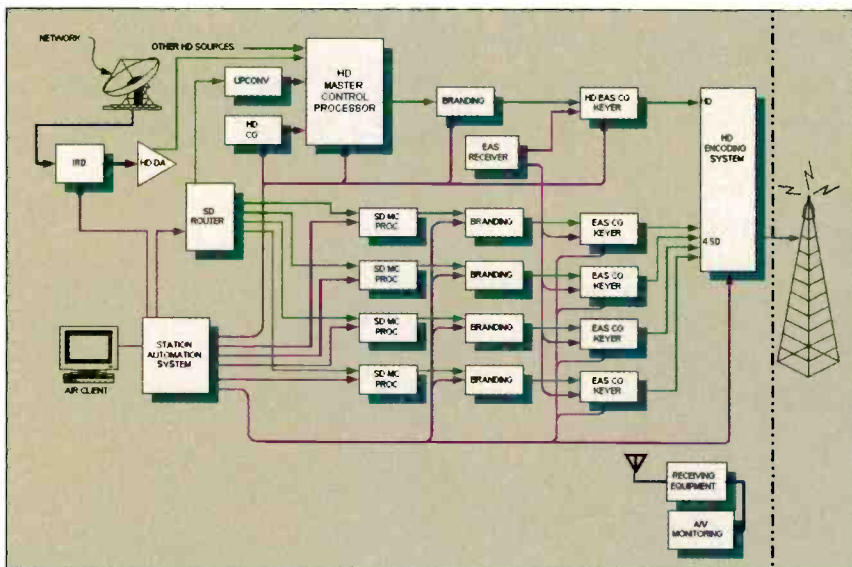


Figure 3. Full Master Control.

Onalda Martinez and Tim Hudson are application engineers at Harris Corp.'s Broadcast Communications Division.

ALPHA 100

One digital console that stands out from the rest.

Designed for Live Production and On-air use with redundant systems and hot-swap electronics

Superior ergonomics for speed, accuracy and ease of use

A no-compromise specification to meet the most demanding Broadcast requirements

Superb audio specification for an open, transparent sound

Over 35 years of Calrec craftsmanship and broadcast experience ensure reliability,
quality and long-term performance

Circle (143) on Free Info Card

CALREC DIGITAL - NOW AND FOR THE FUTURE


FOR FURTHER INFORMATION CONTACT


Studio Consultants (New York) Tel : (212) 586 7376 Fax : (212) 582 2169 e-mail : scidou@abl.com
Redwood (LA & Nashville) Tel : (615) 871 0094 Fax : (615) 872 7080 e-mail : redwood@isdri.net

CALREC AUDIO LIMITED

Nutclough Mill, Hebden Bridge, West Yorkshire, HX7 3EZ, UK

Telephone : +44 (0) 1422 842159, Fax : +44 (0) 1422 845244 E-mail : enquiries@calrec.com Website : www.calrec.com





abc **WORLDNEWS**
TONIGHT
WITH **PETER JENNINGS**

AB

Design for the

With its combined workstation/studio ambience, ABC News' TV-3 fits the mold of most large newsrooms being designed today. Photos by Robert Milazzo/ABC



CNEWS

newsroom of tomorrow

BY JEFF RISER AND PAUL KAST

The television newsroom of tomorrow will not resemble that of today. It will be closer in character to a mission-critical data or telecommunications center with a hardened infrastructure and the same facilities, system redundancy and skilled maintenance requirements.

Today's newsroom systems were designed based on technology of the mid-nineties that did not take advantage of the new methodologies available to computer sciences. Among these are data warehousing and metadata tagging of content for tracking and repurposing to print or other media; new "enterprise application interfaces," which can tie the traffic system to the newsroom rundown list and to automation playback systems; advances in network protocols and design that allow high-bandwidth file exchange; desktop PCs whose capabilities have been extended from simple scriptwriting to viewing and editing of video and audio content, and more powerful servers, which can become a common storage pool for the station's material with great redundancy.

For a station engineer or news director who is approaching a newsroom rebuild, it is essential to look at the big picture — to look beyond the new technologies themselves and to fully consider the planning and design of the station's infrastructure.

Islands of technology

A look at the current layout of the typical television newsroom suggests the challenges associated with integrating these new technologies. Typically, newsrooms today are laid out simply, with an area for the acquisition of news materials from satellite feeds, signals from ENG trucks, video wire services and field-acquired video. Reporters and editors work in another area, generating stories and scripts on some form of word processor. There is the traditional area for editing videotape, usually in a linear edit mode, with most edit bays laid out as stand-alone islands. There might be router I/O ports in each room and an area to do minimal processing to the video and audio. Playback of edited material typically is ac-

complished either at playout stations in the newsroom or from the production control videotape area. In the event of server playback, a computer station is required in production control for the director to queue and playback files that have been preloaded



Good infrastructure decisions will enable today's newsrooms to stay current well into the future.

are not or cannot be integrated. Material is exchanged in an analog mode in real time, requiring several stages of encoding.

One reason for the difficulty in integrating new technology is that many stations today still see their news as a

Indeed the newer technologies have greater operating features and quality than their analog predecessors, but these advantages come at a price that includes necessary adaptations of their operating environment.

New technologies

As noted above, advanced newsroom technologies take advantage of the new methodologies made available by computer sciences. Take the desktop PC, for example. A much more powerful tool than in the past, today's desktop PC has extended its capabilities to include the viewing and simple editing of video and audio content — performing offline editing functions such as marking in and out points, generating edit lists for later execution and recording the track from the reporter.

All of the new technologies are dependent on a place for storage of the content. The server-based technology of today has come a long way since the late 1990s. Servers today can become a common storage pool for the station's material, including commercial spots and raw news footage as well as edited reports and recorded shows for playback. They also can act as a time-shift device for multichannel playback or network program delay.

Can a facility be future-proofed?

Absolutely not. But it is possible to plan for the changes the future will bring.

and encoded elsewhere, such as in the acquisition area of the newsroom or an encoding station. Finally, there is an area in the newsroom to archive file footage for later use. While there have been great advances in newsroom systems, which are becoming more affordable, most stations do not have elaborate systems in place, and existing systems are unable to communicate with the station's traffic systems or automation controls. In fact, most of the activities in a newsroom, as well as the station as a whole, take place in islands of technology. Most of these technologies

separate operation from the station as a whole. The operating budget, engineering personnel and equipment are separate from the core operations of the station. When new editing bays are required, for example, an area of the newsroom is simply "carved out" for their installation, usually with little thought given to allowing the systems to integrate fully throughout the station.

The most obvious questions may be overlooked: Are there I/O ports to the router available? Is there sufficient electric power to handle the equipment load? Is there sufficient HVAC for the new digital equipment?

Another new technology is the storage area network. When running several video applications in a station or newsroom, a storage area network provides the ability to transfer blocks of video for production or editing between storage devices and other equipment such as servers and desktop workstations on a high-bandwidth network. There are several network protocols available for the design of the station's network to handle this transfer of video files: FTP over a 100Base-T network, Gigabit Ethernet or Fibre Channel and SDTI. One manufacturer has adopted IEEE-1394 (Firewire) as their transport standard. Isochronous transfer modes ensure sufficient, uninterrupted assignment of bandwidth for video delivery tasks over the network. While Firewire, which is also used to connect digital camcorders to PCs, has received negative reviews because of its length limitation, current and future versions of the standard eliminate those problems as

technology improves. When Fibre Channel is utilized on a storage area network, many users in work groups located throughout a facility can simultaneously access the same data and files.

All of these new technologies permit faster preparation of news products. When nonlinear editing is used, a story can walk in the back door and begin to be encoded into the storage devices. Almost immediately, the reporter can start to screen the raw footage on his or her desktop workstation. After the reporter has made some edit comments, the editor can immediately start to edit the package — all sharing the same data file from the same central storage location.

The inherent advantage of this type of editing system is that the raw content remains unchanged as the story is being pieced together. Finished stories exist as a series of pointers that identify in and out points of the original footage. In this manner, the same original material can be repurposed for

different story or show requirements. The amount of overall storage space required grows only minimally as new versions of the packages are edited, because only a new edit decision list needs to be stored.

With all of the new data being recorded and stored comes the need for asset management, sometimes called media asset management or content management. Asset management is the systematic cataloging and management of digital rich media — text, images, video and audio — so that they can be reused and/or repurposed at a later time. These assets can be as simple as a 15-second sound bite or as extensive as multiple versions of the same commercial.

Asset management requires data warehousing, in which large databases of stored content are established and indexed for easy retrieval of the files at a later time. The most important task of the asset manager is to keep track of the content. Because different server manufacturers choose

to handle file redundancy in different ways, there may be more than one copy of each asset on the server. Couple this with the frequency at which some commercial ad agencies send spot updates, and you will quickly begin to appreciate your asset manager's ability to keep track of it all. Asset management will play a large role in services such as the convergence of the print and electronic media.

Now that all of this content has been established and stored, what do you do with it? With the introduction of the standard definition digital television format, a television station has the option to deliver several different SDTV program services in its digital stream. A news director now has the ability to choose among alternative news feeds from the same material stored in the station — separate feeds such as a zoned newscast tailoring the news like a



Newsroom technology allows content and information sharing between people working face to face as well as around the world.

newspaper to a local area, a second language newscast in Spanish or any other language important to the community, a local 24-hour news feed modeled after the traditional 24-hour news channel, or a time-shifted news program. This option repeats the segments stored on servers at scheduled times throughout the day.

Along with the multichannel digital stream comes the option for viewer interaction. A news director or show producer will be able to encode into a story more information about it, allowing the viewer to simply click with a remote control to see more details as it is being aired on the TV or, in the future, directly access the station's website.

New into old

When new equipment is put into an existing facility, it is usually placed wherever there is space. New edit bays are carved out of an old office. A feed rack is stuck in the corner. A newsroom computer system is put next to the assignment desk. Issues of integration usually center on the obvious problems of cabling and connectors.

However, the new technologies raise questions and issues of a different order of magnitude: First, will the station attempt the delivery of news in HD or multiple SD channels? What aspect ratio will the programming use — 4:3 or 16:9? And if 16:9, how will the existing sets, newsroom and newsroom infrastructure look in a wider aspect ratio? How will the acquisition of field material be handled — digital or analog? What screen format will it be in?

Integration of new television broadcast news technology into an old facility also raises many issues and questions related to the existing facility's site, architecture, mechanical and electrical systems. The answers to all these questions are site specific and budget driven.

A television station that integrates new technologies

will need to examine its current site from an architectural perspective. This evaluation should include security, the potential for flooding and other natural disasters, and adjacent properties whose uses might interfere with the new technologies being installed. The building envelope should be examined, including the roof's integrity, capacity of load-bearing walls, and floor-to-ceiling height. Considering the enormous capital investment in new technology, the site evaluation should also look at risk mitigation, including the ability to compartmentalize or suppress fire, prevention or containment of roof leaks that could take a station off the air by damaging equipment, and prevention of infiltration from environmental pollutants that could shut down operations.


The mechanical, or HVAC system should be evaluated for proper size and type of cooling source. The evaluation must determine whether it will use chilled water cooling source or dry

cooler to generate the cooled air, where the new condenser units will be placed, and what special cooling will be required for the servers and racks. It also will determine whether the fire protection system should use a wet or dry pipe.

Electrical power requirements will probably have the greatest impact on facility planning for new technology in the newsroom. Consider the situation in California. With the current power blackouts, how can a station cover the news if it is in the dark itself? The issues around the electrical requirements for today's technology are backup generator power, uninterrupted power systems (UPS) and battery supplies. (For more on UPS systems, see the July 2001 issue.)

Common problems

This evaluation yields valuable insights into some of the common problems of integrating new technologies into an older newsroom facility. For example, it may not be cost-effective, or even possible, to redesign the



Through the use of new technologies and careful planning, an on-air newsroom like ABC's TV-3 can undergo reconfiguration with minimal impact.

newsroom in its current location for a 16:9 aspect ratio.

The functional integrity of the newsroom, technical plant and broadcast functions may be sacrificed. Many times one ends up with a technical plant or edit bay that requires long cable runs, or departments that

technology into a fully improved facility — or, better yet, new construction — is the flexibility that can be designed into a new system.

With a new facility, one can plan for future expansion and new technology in a manner that allows for minimal disruption. The digital broadcasting indus-

try budget leads to failure. Budget for the removal of everything that is no longer needed, including abandoned cable.

- **Develop a realistic timeline.** Determine the amount of time it will take to design and execute the plan and revise it as necessary. Communicate the timeline to everyone involved in the project.

- **Expect the unexpected.** Allow for contingencies in the budget and timeline.

- **Know your limitations.** Determine which elements in-house staff can carry out and which require the services of professionals, and at what cost.

- **Develop a plan of evolution.** This does not mean predetermining what the facility will look and work ten years from now. Rather, have in place a methodology for the infusion of new technology yet to be developed. For example, employ a hub-and-spoke approach to cable build. Wire and terminate all the spokes at least partially, whether or not they are needed today. Leave room for new and different types of cable. Use different color cables for different purposes and develop a standard for the facility. Plan cable paths and project physical bottlenecks. Employ path diversity to safeguard signals and spread the load.

- **Develop standards and documentation.** Use existing standards wherever possible and practical. Document every cable and connector. Leave room in the documentation for more racks, equipment and cables.

- **Budget for the annual expense of maintaining the facility and documentation.** This includes regular equipment maintenance, as well as updates to drawings and run lists as cables change or are added.

The newsroom of the future will be a newsroom connected by wireless voice and Internet technologies and will be heavily dependent on the Internet. It will be both a place where technology-smart personnel will have greater responsibility than today and a center in which technology will be used to interconnect workers in many remote locations across a region. ■

Jeff Riser and Paul Kast are broadcasting and media technical specialists at Carlson, an architectural and systems integration company.

The advantages of new technologies come at a price that includes the adaptations of their operating environment.

should be adjacent to each other but are not.

Cabling is a major concern. Generally new types of cable need to be run to interconnect the new equipment. There often is not easy access to all the areas requiring interconnection, and it may or may not be feasible to install a raised floor to handle cable management in the newsroom.

There also is the problem of migration — whether all the work can be accomplished over a weekend or must be staged over a longer period of time. Staging can be disruptive to newsroom operations and end up being more costly than a clean start.

Another common problem encountered when integrating new newsroom technology into an existing facility is that the upgrade of the station and newsroom ends up rigid and tight, with few options for future change. This happens because existing buildings were not designed for the requirements of digital technology. In fact, digital technology's requirements for mechanical systems, electrical systems, RF, broadcast cabling, grounding, UPS and acoustics can overwhelm an existing building.

A solution for new and old?

Given these challenging issues, it may not be possible for stations to bring *all* of the exciting newsroom technology that is showing up on convention floors into their current broadcast newsroom operations without some major infrastructure improvements. One of the most important advantages of integrating new

technology is characterized by rapid change, and it demands flexibility from its operations and facilities. Flexibility correlates directly to competitive advantage.

In either case, the key is planning. A station must design and document an integrated system of technology that works both for existing and new components. The documentation must include network-layering schematics that specify all necessary wiring, computers, monitors, servers and other broadcast hardware. Conceptual system layouts and room and equipment floor plans must be generated. A specific equipment list must be generated for verification of bids and receiving of new equipment. All of this must take place before the detailed design of the systems can even begin.

Getting there

We've looked at the present and future state of newsrooms, as well as some of the major issues, questions and challenges of integrating new technology. How can a broadcast news organization get from here to there?

- **Plan for change and build in flexibility.** Nobody likes to think that a costly rebuild will be torn out in a few short years. But that happens more often than most people think. Why? Lack of planning. Can a facility be future-proofed? Absolutely not. But it is possible to plan for the changes the future will bring in newsroom technology, infrastructure, space requirements and signal environment.

- **Develop an accurate, realistic budget.** Failing to develop an accurate

The science

BY EDWARD E. WILLIAMS, CSTE

There was a time when selecting a broadcast camera for your studio or the field was a major process. In the early days of CCD technology, there was a real and noticeable difference between different cameras. An in-studio shootout immediately showed whose cameras met your requirements. In addition to poring over hundreds of pages of specs, a wise chief engineer or news director would make sure to personally view the pictures from each camera that was being considered to see it was sufficient for the task.

Advances in imaging and digital processing over the last few years have made it harder to distinguish the pictures made by one company's camera versus another. Over the years, the marketplace has simply demanded better and better imaging, so CCD makers have responded. Hold a shootout today and it's a challenge to pick out the best picture — your choice usually comes down to user features and fancy things like ultra-low-light capability. The task now is to work your way through various available DSP functions, CCD resolution and overall camera form factor. Which lenses match up with the camera has become a much more important consideration as well.

According to SCRI International (2001-2003 U.S. TV Station H/DTV Product Report — available at www.scri.com/sc_reprt.html), of the current installed base of broadcast cameras, only 0.04 percent is made up of HD models. Because most people are still buying SD cameras, we're going to look at the available technologies and features in SD cameras. If you're buying cameras today, right now, what do you look at? What technologies best fit your needs?

CCD basics

Before discussing the various features available on current cameras, we should go through a quick refresher on CCD technology.



Informed decisions regarding cameras help and users to supply top notch services to clients. Here a crew from Century III films a segment for Ron Hazelton's *HouseCalls*. Photo courtesy Century III.

The CCD is not a digital device, as odd as that may sound. The output from the CCD is a string of discrete analog voltages that represent the amount of light falling on the photodiodes on the face of the array. One electron flows from the photodiode for each photon that hits it. For a

digital processing camera to work, these discrete voltages must be digitized so they can be processed, buffered and output from the camera. (See Figure 1.)

The charge from each photodiode is stored in a capacitor adjacent to it, the vertical transfer register. These charges

of cameras



are shifted to a horizontal transfer register and sent out of the device. This is where the differences between IT (interline transfer) and FIT (frame interline transfer) imagers come into play. In an IT chip, there is less protection for the vertical transfer registers, so light leakage or leakage current

from adjacent pixels in overload can cause vertical smear. Initially, the FIT chip reduced this problem by better light shielding of the vertical transfer registers.

Integration time is another important item for the CCD. Integration time, or the time it takes to store and

readout a charge, can go to a maximum of 1/30 second. There really is no practical minimum integration time, except for the fact that you need enough time for enough photons to hit the imager to create a useable charge. Manipulation of integration time is what allows the electronic shutter. Current CCDs are so good that in some cameras, the electronic shutter can go down to 1/2500 second and still produce a beautiful picture.

Understanding how the photodiode array itself is set up is critical to an understanding of how some of the most desirable features of the camera work. The number of pixels on a particular CCD does not equal the number of photodiodes on the face of the chip. Each pixel on the imager is made up of a number of photodiodes. (See Figure 2.) A broadcast imager that has 650,000 pixels may have as many as 2.5 million individual photodiodes. The power of the photodiode/CCD imager is in the ability to clock out a variable number of photodiodes to make up one pixel, thus creating "virtual" pixels and enabling the camera software to manipulate pixel size.

CCD imagers

Two broadcast camera vendors make use exclusively of chips manufactured by an in-house electronics division. Others purchase CCDs on the open market from one of several vendors in addition to using their own. CCDs available now have similar noise specs and pixel counts. They have overload and vertical smear characteristics that only five years ago would have seemed impossible. Typical CCD features include microlenses, high capacity anti-bloom drains and the 2/3-inch form factor in 4:3, 16:9 and switchable chips.

Only a few years ago, most engineers would have recommended an IT chip camera only in cases of extremely limited budget or for a light-duty camera. First-generation IT imagers were prone to overload problems that created vertical smear in even moderate

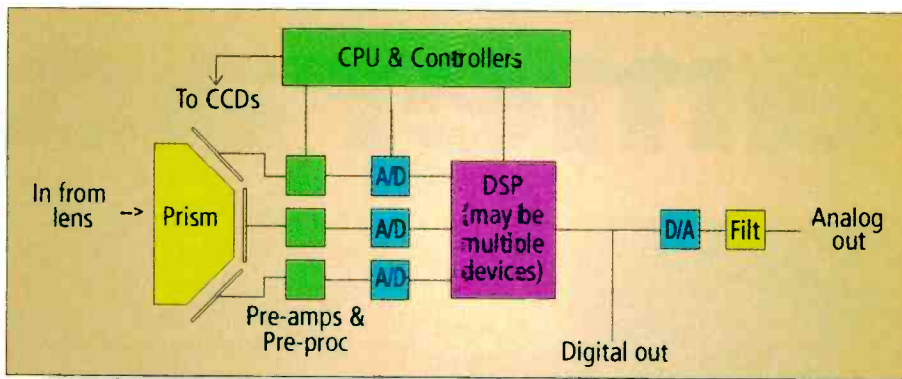


Figure 1. Generic block diagram of a typical digital signal processing CCD camera.

highlights. The FIT helped reduce this problem, but at the cost of being a more complicated and expensive device to manufacture.

IT chips are simpler and less expensive to manufacture, and manufacturers are working to improve them. Vertical smear specifications are now running in the range of -120dB or better while maintaining excellent low light sensitivity. FITs still offer a slightly better spec in the range of -140dB to -145dB . For all but the most demanding applications, the IT imager now will produce acceptable pictures.

Some CCD arrays now use the Hole Accumulated Diode (HAD), a voltage pinned photodiode that offers better blue response and reduced lag. Add optical "micro-lenses" to the chip to focus light on the photodiodes and away from the readout section and transfer registers and you have what

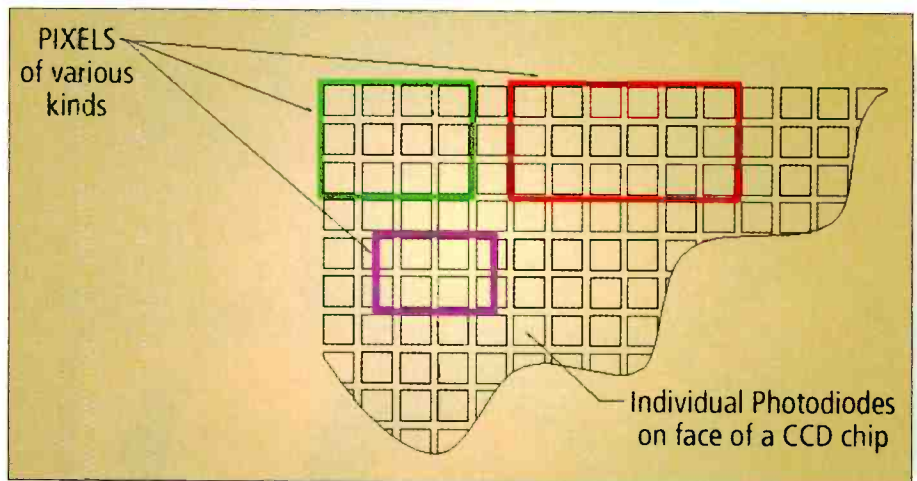


Figure 2. Pixels don't equal photodiodes. Each pixel is made up of a variable number of sensor elements depending on the mode of the chip.

Sony trademarks as the "HyperHAD." Other vendors offer this technology, though they don't use the trademarked name.

Aspect ratio switching

One of the most popular features on cameras sold in the last two or three years is aspect ratio switching. The capacity to move between 4:3 and 16:9 brings a whole new level of functionality to the cameras. Understanding aspect ratio switching requires that you understand the basic discussion above. The process of how individual photodiodes are assigned to pixels is the basis of this feature.

Three methods are used to enable the switch between 4:3 and 16:9 aspect ratios. All have in common the use of a

method has the advantage of a simpler DSP design, but requires a selectable optical diopter be added to the lens in order to maintain the proper horizontal field of view for each aspect ratio. (See Figure 3.)

The second method is similar in that it uses a portion of the 16:9 image area for 4:3. In this case, however, the CCD is always clocked at the same rate and all the data from all the pixels is always sent to the DSP. The change of ratio is accomplished in the DSP stages. The data from the "side panels" to the left and right of the 4:3 image area is simply discarded in the first data stage of the processor. This design has the advantage of simpler CCD management but requires a DSP with a bit more horsepower. It also allows some cameras to simultaneously output 4:3 and 16:9 versions of the signal. This design also requires the use of an optical adapter to maintain the correct horizontal field of view in single-mode operation.

The third method uses all the pixels from the 16:9 image area for both

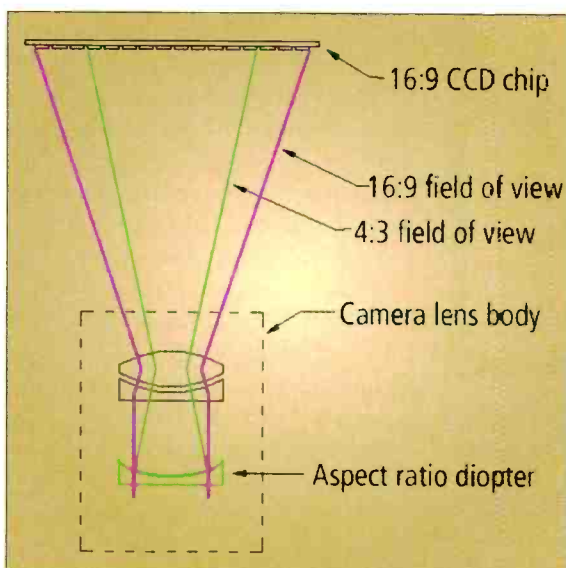


Figure 3. When a 4:3 slice is used from the middle of the imager, an optical diopter is needed to maintain the correct horizontal field of view.

aspect ratios. For 4:3, however, individual pixels are made wider by altering the readout phase of the chip. (See Figure 4.) When reading out the individual photodiodes in three-phase mode, fewer photodiodes are used to make up a pixel. When reading the chip in four-phase mode, more photodiodes are used for each pixel. Downstream DSP handles the task of image stretching and/or letter-boxing if needed. The advantage offered by this method is that no aspect ratio lens diopter is required to maintain horizontal field of view. These cameras also can produce dual aspect ratio output by taking a 4:3 slice out in DSP.

Progressive scan and other tricks

A CCD is not actually “scanned” like an image pickup tube is. In any particular mode, all the pixels in use on the chip are active all the time. Once you understand this, you see that image manipulation on the CCD itself is possible. We’ve already seen how a chip can make both 4:3 and 16:9 pictures. Progressive image mode is another desirable feature.

In effect, the “native” mode for a CCD would be progressive output. The simplest way to read voltages out from individual photodiodes is one after an-

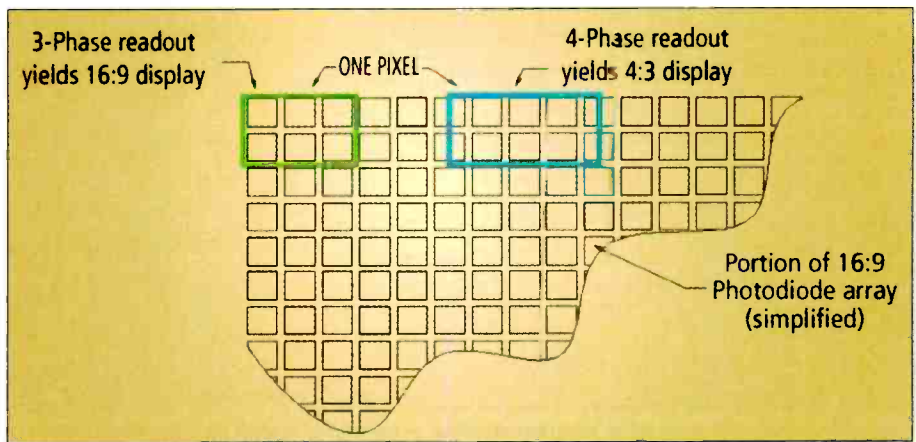


Figure 4. CCD imagers that use the entire 16:9 display for both aspect ratios increase or decrease the horizontal size of each pixel by reading out individual photodiodes in one of two different phase modes.

In addition to progressive mode, new features such as vertical resolution enhancement are possible. In vertical resolution enhancement, once again individual photodiode rows are manipulated by clocking the chip at different frequencies and with specific waveforms. With this feature, rows of sensors can be added or subtracted from individual rows of pixels (see Figure 6) to cause an increase, or decrease, in perceived vertical resolution.

The DSP makes the picture

Some form of DSP has been used for things like black stretch, auto knee correction, chroma balance, etc., since the late 1980s. It is only recently that

large-scale ASIC design and advances in DSP firmware have enabled camera designers to advance today’s cameras with full-function controls for all camera functions.

Advances in DSP design also have allowed high-end features formerly found only in high-end cameras to migrate down to less-expensive cameras and camcorders. One example is detail control and enhancement. Once you get to the point where you’re processing the data from each pixel separately, you can do almost anything to any portion of the signal. This type of processing allows detail to be controlled in horizontal, vertical and even diagonal spatial domains, and dynamically controlled from field to field using predictive data.

With dynamic detail control operating in the time domain, a somewhat basic function like skin tone detail control gets a new feature — the ability to adjust itself based on lens settings. At least two camera manufacturers currently offer an automatic and dynamic skin tone detail adjustment function and others are

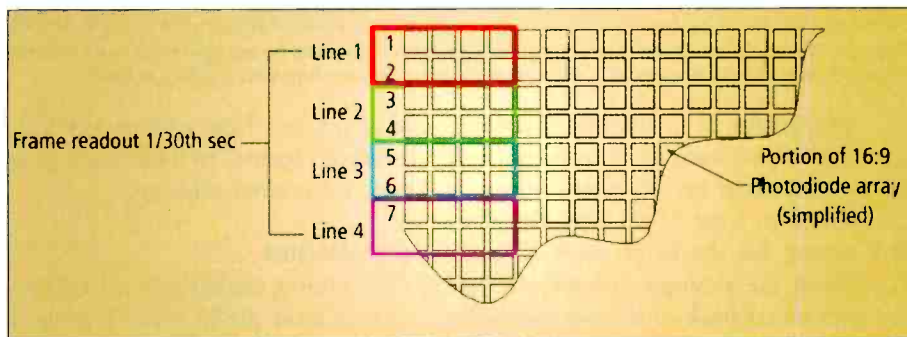


Figure 5a. Progressive array readout.

other serially, moving from one line to the next, to the next and so on. To output interlaced pictures, CCD cameras have to do a little fancy clocking. Two methods of interlace output are used in most CCDs — alternate row output and “pseudo-interlace,” where the bottom row of photodiodes for one line becomes the top row for the next line. (See Figure 5.)

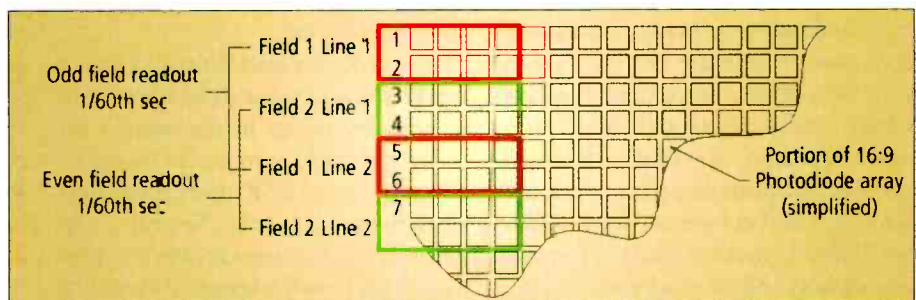


Figure 5b. One method of interlaced readout — results in good gain, but slightly reduced vertical resolution.

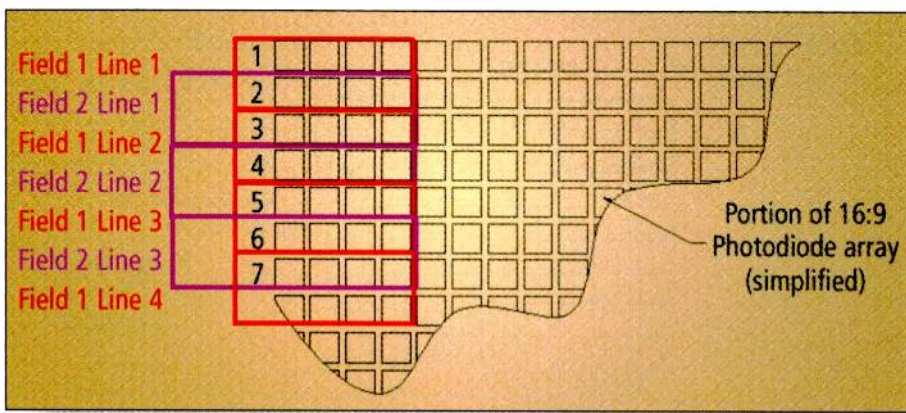


Figure 5c. Alternate method of interlace readout — results in higher vertical resolution, but slightly reduced gain.

working on it. By reading the zoom and focus settings of the lens, the DSP calculates whether the camera is on a tight shot or pulled out wide. The system can then adjust skin tone detail to be at maximum softness when zoomed in and minimum softness when zoomed out. This helps to reduce the “plastic mask” effect that can occur with talent when skin tone detail is applied at a fairly aggressive level while zoomed out on a wide shot.

What features would you like?

The decision to purchase a camera rests now as much with available features as with the deep technology on the circuit boards. Your shooters need to be able to make changes on the fly and access needed functions quickly and easily. Are the features in the camera accessible by buttons and switches or do you have to drill down through three menus to find what you need? The various manufacturers approach this point quite differently — what seems like a very basic function on one camera may be considered “engineering only” on another.

If you run a newsroom, one feature typically considered vital is the ability to make all your field cameras look the same. Gone are the days when only the chief photog had the best camera setup. Now, with smart storage cards and the DSP, almost all camera functions and parameters can be stored and copied between cameras. Unless a shooter really screws up the settings, all of your cameras can look the same from story to story and night to night.

Do you change lenses often? Do you sometimes have a prompter on the camera and sometimes not? If you run an OB truck, this kind of thing may be a daily routine. Several cameras now offer pre-corrected setups for specific lenses. One vendor even offers the ability to store user-defined optical

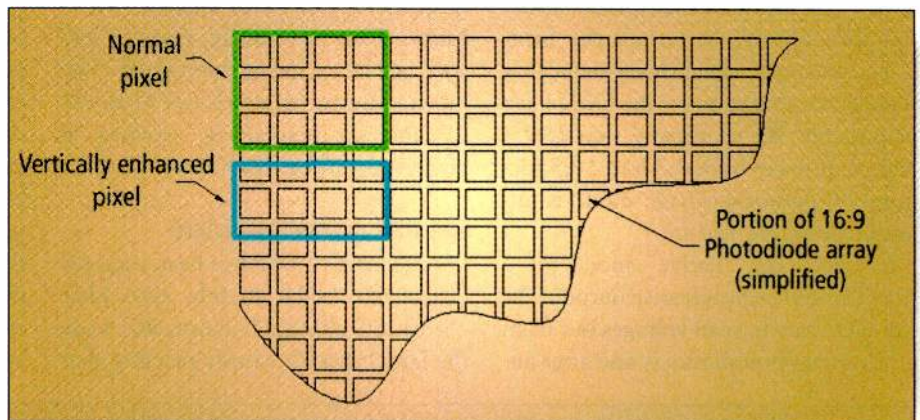


Figure 6. Vertical resolution is enhanced in higher-end cameras by using a smaller number of photodiodes per pixel vertically, then performing line doubling and tripling in DSP.

information in an automated fashion. This allows auto setup to be run and stored when the prompter mirror is placed in front of the lens, thus correcting for the extra piece of glass. When the prompter comes off, you just revert back to the non-prompter file. This feature also can be used for storing setups related to specific filters, lighting, etc.

How about product shots and studio work? Do you want to be able to do some fancy things in the camera directly and not have to post? One of the things high-end DSP offers is the ability to manipulate color. Several of the high-end studio cameras offer the ability to affect every portion of the color signal. You can even go as far as producing a monochrome scene with

one bright red apple in a bowl of fruit. This may not be something you will use every day, but it illustrates the power of the modern DSP camera.

What about changing photographers? Some vendors offer camcorders that have hard switches on the front of the camera that can be assigned to a long list of functions. This means that even features that may be buried deep down in a menu tree can be accessed quickly when needed.

The function of these “soft” switches is also stored on the camera smart cards.

Being able to set up the camera so video looks like film is popular with some. One vendor offers five different cameras in its line that have specific setups for the filmlike look. The feature uses the DSP to manipulate a host


of parameters from gamma and knee on each channel to individual pixel gain, integration time, etc.

Your decision

The camera market now offers products to meet pretty much any need. There is no longer any reason to compromise on one set of features to get another. It is truly an impressive crop of gear. The in-studio shootout? Yes, it's still probably necessary. Picture quality won't be as much of an issue, but with the advanced feature sets available on some cameras, you still need to put your hands on the equipment to know what you want to buy. ■

Edward E. Williams is director of engineering for KPDX Engineering.

**Your world changed dramatically
and the video just arrived.**



**One of your best stories
leads tonight's newscast.**

Breaking local news has a knack for making a mockery of deadlines. But now you can tell your audience a quality story almost as fast as it breaks.

Because you've got the Vibrant™ Digital News Production System from Grass Valley Group. All your source material is fully digital, from capture to archiving. You record feeds directly to disk and mark clips on the fly with FeedClip™. Play trimmed clips straight to air, or assign them to edit bays for inclusion in multiple stories. Perform nonlinear editing with NewsEdit™, then access, manage, air and distribute video, audio and data assets with the Profile™ XP Media Platform. With the first off-the-shelf, PC-based digital news production system, a whole team of editors can receive clips over standard PC networks, allowing them to repurpose story elements for different newscasts.

And while your competitors are still editing, you're already giving your audience the story. Visit our Web site and you'll learn more about the world's only digital news production system for hard news.

www.grassvalleygroup.com/mwob/dnp.html MEDIA WITHOUT BOUNDS.™

©Grass Valley Group Inc., 2001

Closed captioning for DTV


BY JERRY WHITAKER

It has long been assumed that closed captioning would be an important element of the transition to digital television for the United States. It is only recently, however, that all of the components — including standards, rules and technologies — necessary to make DTV captioning practical have come together. This past March marked a bit of a watershed for DTV closed captioning with a DTV Caption Summit, sponsored by the Advanced Television Systems Committee (ATSC), the Corporation for

people in the U.S. are regular users of closed captioning services. One of the benefits of DTV captioning is that the display of captioning information can be customized to user needs. Features such as altering the size, color and type of the font used for display, necessary for certain age groups, are all possible with digital systems. New captioning features available for the ATSC DTV system

include a level of control over the transparency of the captioning block of text, rather than the common white text on a black background. (See Figure 1)

Program producers do not want to pay for captioning of a given program more than once, so the preservation of current captioning services in the NTSC-to-DTV conversion process is important for continuity. The migration to native DTV programming is the long-term goal and, therefore, any solutions implemented now must take this objective into consideration.



Closed caption image courtesy Evertz. Digital TV image courtesy RCA.

Public Broadcasting (CPB) and the WGBH National Center for Accessible Media (NCAM), held in Arlington, VA. The summit conference brought together leaders from the FCC, captioning organizations, the ATSC and equipment manufacturers to exchange ideas and chart a course for moving forward with the rollout of captioning services on DTV.

The need for closed captioning

It is estimated that half of the 28 million deaf or hard-of-hearing (D/Hoff-I)

FCC actions

For television stations, the core responsibilities of broadcasters have been defined by the FCC. On July 31, 2000, the FCC issued a Report and Order (R&O) in ET Docket No. 99-254 regarding DTV Closed Captions (DTVCC). The R&O amended Part 15 of the FCC Rules, adopting technical standards for the display of closed captions on digital television receivers. It also amended Part 79 to require all captions to be passed through program

distribution facilities and to reflect the changes in Part 15. The R&O also clarified the compliance date for including closed captions in digital programming.

In 1990, Congress passed the Telecommunications Decoder Circuitry Act (TDCA), which required television receivers with picture screen diagonals of 13 inches or larger to contain built-in closed-captioning decoders and have the ability to display closed-captioned television transmissions. The Act also required the FCC to take appropriate action to ensure that closed-captioning services continue to be available to consumers as new technologies were developed. In 1991, the FCC amended its rules to include standards for the display of closed-captioned text on analog NTSC receivers. The FCC said that with the advent of DTV broadcasting, it would again update its rules to fulfill its obligations under the TDCA.

The R&O adopted Section 9 of EIA-708-B, which specifies the methods for encoding, delivery and display of DTVCC. Section 9 recommends a minimum set of display and performance standards for DTVCC decoders. However, based on comments filed by numerous consumer advocacy groups, the FCC decided to require DTV receivers to support display features beyond those contained in Section 9. In addition, the FCC incorporated by reference the remaining sections of EIA-708-B into its rules for informational purposes only.

Manufacturers must begin to include DTVCC functionality, in accordance with the rules adopted in the R&O, in DTV devices manufactured as of July 1, 2002. Specifically:

- All digital television receivers with picture screens in the 4:3 aspect ratio measuring at least 13 inches diagonally.
- Digital television receivers with picture screens in the 16:9 aspect ratio measuring 7.8 inches or larger vertically

NEW

Maximum Flexibility. Minimal Fuss.

ViewMAX



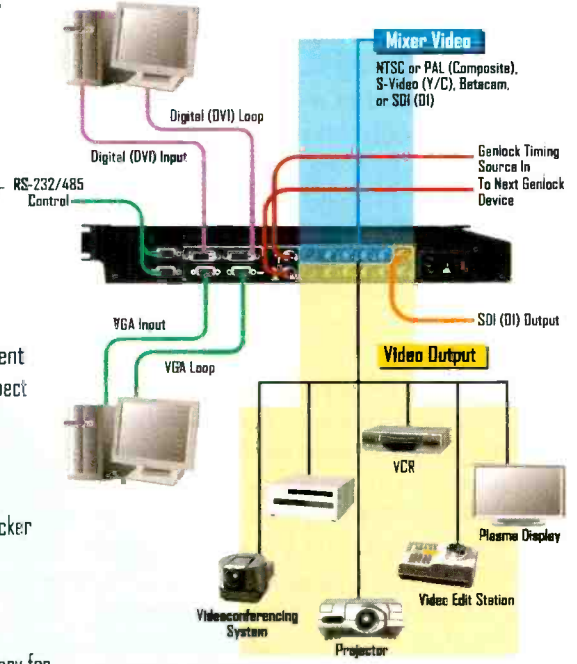
Folsom's ViewMAX down converters convert computer graphics to broadcast quality video in real time. ViewMAX products are packed with advanced features and offered in three models to provide **MAXIMUM FLEXIBILITY**.

ViewMAX automatically locks to the incoming video and processes the image to generate broadcast quality NTSC or PAL outputs including composite, RGB, S-Video (Y/C) as well as serial digital component 4:2:2 (SDI) video. ViewMAX products are designed for professionals who require the highest image quality, high reliability, and control over all aspects of the down-conversion process. The user interface is designed with a large display and interactive menus to provide full control with **MINIMAL FUSS**.

ViewMAX products offer the following features:

- Automatically syncs to interlaced and non-interlaced sources with resolutions up to 1600x1280
- Accepts video in RGB, Y, Pb, Pr (HDTV) or digital (DVI) format
- User selectable output formats including NTSC or PAL, RGB, Betacam, S-Video (Y/C), and digital (SDI) video
- Picture adjustments control input and output brightness, contrast, hue, saturation, and individual RGB control
- Intuitive user interface
- Image scaling features include independent horizontal and vertical scaling to support aspect ratio conversion
- User-selectable under-scan
- Programmable digital filters with adaptive flicker filtering modes
- Dynamic "camera-like" pan and zoom
- View Presets are stored in non-volatile memory for subsequent recall
- Multiple frame buffers eliminate frame conversion rate

ViewMAX Connectivity Diagram



For more information call 1.888.414.7226
or visit www.folsom.com

Folsom Research, Europe
Het eenspan 16, 8332 JG Steenwijk The Netherlands
+31 521 522737 Fax: +31 521 522775

Folsom RESEARCH

Folsom Research, USA
1101-A Trade Center Drive, Rancho Cordova, CA 95670
1.888.414.7226 916.859.2505 Fax: 916.859.2515

Circle (145) on Free Info Card

(this size corresponds to the vertical height of an analog receiver with a 13-inch diagonal screen).

- All DTV tuners shipped in interstate commerce or manufactured in the United States. This rule applies to DTV tuners whether or not they are marketed with display screens.

The R&O further stated that programming prepared or formatted for display on digital television receivers before the July 1, 2002, date that digital television decoders are required to be included in digital television devices is considered “pre-rule” programming (as defined in the FCC’s existing the closed captioning rules). Therefore, programming prepared or formatted for display on digital television after that date will be considered *new programming*. The existing rules require an increasing amount of captioned new programming over a multi-year transition period, with 100 percent of all new non-exempt programming captioned as a requirement by Jan. 1, 2006. This means that as of July 1, 2002, DTV services have the same hourly captioning requirement as NTSC services. The average amount required per day in 2002 is nearly 10 hours (900 hours/quarter). Those stations operating for part of a quarter are expected to meet the prorated or average daily amount.

There are three ways that the stations can originate DTVCC:

- If the DTV captions arrive already formatted and embedded in an MPEG-2 video stream, then the broadcaster is required to insure they are passed through and transmitted to receivers.

- If the DTV program is being up-converted from an NTSC source, then the caption data in the NTSC program must, at a minimum, be encapsulated into EIA-708-B format captions (using CC types 00 or 01) and broadcast with the DTV program.

- If the program is locally originated (and not exempt) and captions are being locally created but are not in DTVCC, then again—at a minimum—the caption information must be encapsulated into the EIA-708-B format.

In the R&O, the FCC also stated that in order for cable providers to meet their closed-captioned obligations, they must pass through closed captions they

receive to digital television sets. Also, they must transmit those captions in a format that will be understandable to DTVCC decoders.

Regarding DTV set-top boxes, converter boxes and stand-alone tuners, if these devices have outputs that are intended to be used to display digital programming on analog receivers, then the device must deliver the encoded “analog” caption information on those outputs to the attached analog receiver.

Understanding EIA 608/708

Much of the captioning standard described by EIA-708 includes terminology and concepts unique to digital captioning, often with no direct corollary to NTSC captions. The full standard includes normative and informational references that are essential to understanding digital captioning, and the full text — particularly in Sections 4 (DTVCC Transport Layer) and 6 (Caption Service Layer) — includes detailed definitions and discussion found nowhere else. Particularly helpful are discussions of inclusion of EIA-608-type caption data in the ATSC (DTV) caption transport layer.

EIA/CEA-608 data can be embedded within the video user data of an ATSC compliant MPEG-2 video elementary stream. This exists primarily to facilitate decoding and encoding processes required to convert the DTV video stream into an NTSC compliant video output for use with NTSC receivers and peripherals. Such devices include not only 13-inch or larger receivers manufactured since 1993, but also VCRs and the increasingly popular TV tuner cards for personal computers, many of which include caption-decoding circuitry.

EIA-708 states that the EIA-608 data bytes are not embedded within the DTV closed-caption protocol stack. That is, they are not passed onto the DTVCC packet layer; rather, they are extracted at the DTVCC transport

layer and routed to a separate NTSC device equipped with an EIA-608 caption decoder (if present). This allows for simpler closed-caption decoder implementations for DTV-to-NTSC set-top transcoders because the entire DTVCC packet layer datastream does not have to be parsed to find a few bytes of NTSC caption data. EIA-708 provides a simple mechanism to deliver appropriate caption data to DTV and NTSC devices alike.

Native DTV closed captions (with advanced features) are included in the DTVCC *caption channel*, within the DTVCC protocol stack, and are intended for full decode by an EIA-708 compliant decoder. To further understand this process, the following definitions of terms are offered.

- EIA-608 (“native 608”) closed captions are captions formatted and presented in the current analog television system and carried on the two fields of line 21 of the vertical blanking interval. Field one contains CC1, CC2, T1, and T2 (the latter being text services). Field 2 contains CC3, CC4, T3, and T4. CC1 is most often used to carry verbatim English captions



Figure 1. Sample of 708-style closed captioning. Note the variable transparency of the text block. Courtesy of WGBH.

and CC3 is increasingly being used for Spanish-language captions and captions edited for young children (“Easy Reader” or “Beginning Reader” captions). The common look and feel of native 608 captions is limited to white block letters within a box-like black background field. Color (non-white) characters, while possible, are only occasionally used due to the 13-year legacy of set-top decoders that cannot display colored captions.

- EIA-708B is the standard for conveying caption data in a digital television

Charter ABS Rents:

At Charter ABS, we are expanding our inventory to include the top-of-the-line gear you want. Our manufacturer-certified technicians are available to assist you 24 hours a day.

Call us to discuss your next project.
1.800.655.9115

www.charterabs.com

Routers

DVE

Still Stores

VDA's

Vectorscopes

Frame Syncs

Scan Converters

Time Code Slates

Microphones

Fishpoles

Mixers

Speakers

Amplifiers

Headsets

Wireless Intercom

Cameras


Lenses

Tripods

Pedestals

Jibs

Dollies



CHARTER

ADVANCED BROADCAST SERVICES

Atlanta • Chicago • Dallas • Orlando

Circle (146) on Free Info Card

signal. Because the DTV signal does not have a vertical blanking interval, EIA-708B provides an alternate method of maintaining existing captioned programming services by allowing for the inclusion of “native 608” caption data directly in the digital bitstream. This method provides one solution to the concerns about having to recaption all analog (NTSC) programming destined for conversion for DTV distribution.

- **Transcoded 608 data** is intended to be delivered to a conventional EIA-608 caption decoder, either within a DTV receiver device, or through its analog video output to a conventional television and its built-in EIA-608 caption decoder circuitry. Transcoded 608 captions presented in this fashion look and perform identically to traditional analog captions (native 608).

It is also possible to upconvert 608 caption data to true 708 format, in effect using the original 608 data as source material and employing a limited set of EIA-708 features to present the captions to an EIA-708 decoder. These upconverted 608 captions also maintain the look and feel of traditional analog captions, but are presented and decoded using the true digital construct. This upconversion occurs at the origination point of video program distribution, not in any form of digital set-top box or receiver.

Typically, both transcoding and upconverting are performed by a *caption data server*, a device suggested in the EIA-708 specification and now commonly available and being used on the air by a growing number of DTV stations. Likewise, caption providers in a competitive environment will have incentives to support output of multiple caption formats from a single source file.

The EIA-708 standard also allows for considerably more bandwidth to accommodate new caption features and services (native 708 captions) that will require a new generation of caption decoders as well as new caption authoring tools and upgrades of existing authoring software.

While the analog captioning standard is limited to four caption services and four text services (plus XDS), the digital captioning standard allows as many as 63 caption services. As in the

case of analog, there are practical limitations on the number of services that can be offered simultaneously. In the case of DTV, the ATSC A/65 (PSIP) specification limits the number of simultaneous caption services to 16.

SMPTE 333M

To facilitate the implementation of closed captioning for DTV facilities, the SMPTE developed SMPTE 333M, which defines rules for interoperation of DTVCB data server devices and video encoders. The caption data server device provides partially-formatted EIA-708A data to the DTV video encoder using a *request/response* protocol and interface, as defined in the document. The video encoder completes the formatting and includes the EIA-708A data in the video elementary stream.

Other SMPTE standards documents working within the realm of closed captioning include SMPTE 334M-2000, “Vertical Ancillary Data Map-

Transitioning from 608 to 708

The chain of closed captioning includes the following elements: production, contribution, distribution, emission, reception, decoding and display. An important part of this “food chain” is the network distribution system used to deliver programming to local stations. The interrelation of DTVCB services in the ATSC transport stream is illustrated in Figure 2.

An important component of current efforts to move closed captioning forward is an educational effort on the part of the ATSC, specifically, the Implementation Subcommittee Closed Captioning Working Group (CCWG). The Consumer Electronics Association (CEA) has also launched an initiative in this area under R4.3, Working Group 1. Although the essential elements are all in place for DTV closed captioning, additional operational and interoperability issues remain to be addressed, including a standard authoring format for interchange.

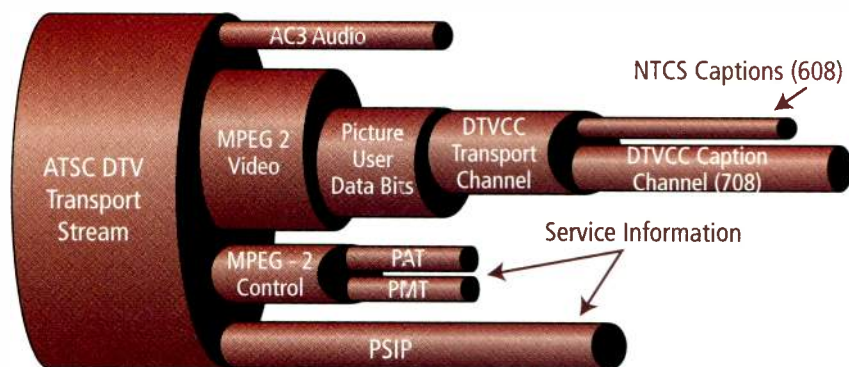


Figure 2. The structure of the ATSC transport stream and the relationship of closed captioning to the overall system.

ping for Bit-Serial Interface,” and SMPTE 341M-2000, “Format for non-PCM Audio and Data in an AES3 Captioning Data Type.” SMPTE 291M specifies a method for embedding data in a serial digital video signal. VANC is analogous to VBI in analog video. It is usable in SDI (SMPTE 259M) and HD-SDI (SMPTE 292M). VANC data is sticky in that it accompanies and remains synchronized with the baseband video and audio signals as they are routed, recorded and switched. So-called “sticky data” is content that needs to stay with the video and audio as it travels through multiple plants on its way from the creator to the broadcast facility.

More information

For additional information on closed captioning, consider the following resources:

- DTV Access Project, www.dtvaccess.org
- A. G. Bell Center, www.agbell.org
- ATSC Standards A/53, the “Digital Television Standard,” and A/65, the “Program and System Information and Protocol,” available from the ATSC website, www.atsc.org
- CEA standards EIA-608B and EIA-708B, available on the Web from www.ce.org.

Jerry Whitaker is technical director of the Advanced Television Systems Committee. He is based in Morgan Hill, CA.



New!
Under \$80K

Beat the DTV Deadline!

Introducing SignalCast™, the easiest way to go digital without busting your station's budget

SignalCast is a set of DTV compliance solutions from SignalSys, the nation's fastest growing independent systems integrator. SignalCast saves time and money by offering a simple, economical, single-rack solution designed to help you beat the DTV deadline!

All required components are bundled into a configurable, tightly integrated package. Don't be fooled by the low price - SignalCast delivers superior quality digital conversion, branding, routing, and encoding capability while simultaneously supporting PSIP, EAS and Closed Captioning!

Best of all, SignalCast makes good business sense. You can start by meeting the absolute minimum DTV requirement today, then grow into multicasting or HDTV tomorrow. Lease options available.

SignalCast comes fully integrated and ready to feed your transmitter. You can install SignalCast yourself or have the SignalSys installation team do it for you. SignalSys continues to support you with superior service long after the sale.

So, go digital without going broke. Make the smart choice by contacting SignalSys today!

For more information and a complete SignalCast Configuration Guide, contact us at (408) 998-8053 or email info@signalsys.com



From Concepts To Completion

Circle (147) on Free Info Card

Circle (157) on Free Info Card
SignalSys, Inc., 749 North 10th Street, San Jose, California 95112 - (408) 998-8053
visit us on the web at www.signalsys.com or email info@signalsys.com

Applied Technology

Path 1/Leitch TrueCircuit QoS technology

BY DOUGLAS A. PALMER, RONALD D. FELLMAN AND STAN MOOTE

The general utility of IP and Ethernet networks is well-known. IP/Ethernet is the backbone of the Internet and is at the core of convergence — the blending of telecommunications with real-time voice, video and data. Despite its successes, however, IP/Ethernet also is the source of delays, lost data and best-effort transport.

Within the broadcast industry, dedicated circuits are used to guarantee the delivery of content from the initial source to the final destination. This guarantee of delivery does not currently exist within the IP/Ethernet circuit technology. Therefore, when

looking at how to change the delivery of broadcast and TV content, the question is, “Will there ever be a means to reconcile the dedicated circuits used in television distribution and the broadcast studio with IP networks?” The answer is yes. This article will look at the unique requirements for broadcast-video networking, problems associated with real-time content delivery over IP and solutions to these difficulties, including Ethernet.

Broadcast-video networking

IP protocol is by far the most common networking protocol in use by any computer or LAN due to its low cost, widespread installation, and ease of use.

Network services including networking of audio/video/metadata content, control, monitoring, interactivity and statistics gathering, have differing requirements for speed (data throughput) and latency (delay). Each function has its own requirements, but the one area placing the greatest demand on the network is live audio and video delivery.

Live interactive video services and video teleconferencing are intolerant of the buffering that is commonly used in today’s Internet video applications. Networks can avoid buffering delays by creating a virtual circuit (channel) that dedicates a portion of a network link to a video stream. Such a dedicated virtual channel, that guarantees the regular and periodic delivery of data and signals, is called an “isochronous channel.”

Traditional IP is unable to

provide the dedicated real-time data paths or circuits that are essential to live broadcast video applications such as synchronizing voice and audio. Guaranteeing Quality of Service (QoS) is key to overcoming the shortcomings of IP.

Current approaches to QoS for IP


Various methods have been adopted to tie the advantages of isochronous (dedicated) links with the advantages of IP networking. One method is to utilize a hybrid system such as IP over ATM, Fibre Channel or IEEE-1394.

ATM and SONET were developed for backbone transport of data. They establish a logical circuit from end to end, which guarantees quality of service (QoS). They are expensive solutions, however, and unwieldy in a rapid setup or take-down mode such as that often found in a TV studio or broadcast environment. For the foreseeable future, ATM and SONET will be utilized in the WAN environment coexisting with Ethernet IP.

Another method for adding a guaranteed quality of service element to IP/Ethernet is to utilize large amounts of bandwidth and keep the data-transport rate within reasonable bounds to avoid data collisions, traffic jams and lost data. On a small LAN with tightly controlled transmission rates, this queuing is reasonable. On a larger LAN, instabilities quickly develop and “pile-ups” occur at contention points, with unforeseen results.

Fortunately these problems are being addressed with the next generation of switches and routers. These evolving QoS protocols and mechanisms include:

- RSVPM/SBM: Part of the IntServ signaling protocol for requesting QoS



Broadcasters must develop new methods of maintaining QoS over IP networks. Technology from Leitch/Path1 has allowed coast-to-coast broadcasts over IP with quality comparable to satellite or ATM.

SELL • BUY • TRADE

BVG

BROADCAST VIDEO GEAR.COM

KEEP THE BALANCE

THIS JUST IN...

**3 Camera Robotic
Pan and Tilt System**

**Fujinon A55x9.5 Sony
ENG Mount Lens**

**Philips DD-35
Digital Switcher**

**Philips LDK-100
Camera - Studio Config**
2 Available

**Snell & Wilcox
Magic Dave Switcher**

**Sony BFC-1
Flexicart for DVW's**

**Sony DXC-637
Camera - Studio Config**
4 Available

**Sony DVW - A500
Digital Betacam Editor**

**Sony DVW - 500
Digital Betacam Editor**

**Sony DVW - 510H
Digital Betacam Player**

**Tektronix
PDR - 204D Profile**

**Vinten
Hawk Pedestal**
5 Available

The BVG Program: Positive Energy • Largest Standing Inventory of Pristine Used Gear in the U.S. • Track Record • Competitive Pricing
World Class Service • No Auction Junk • Rigorous Quality Control Program / Tech Services • A Barrel of Laughs (at no extra charge)

**Keep The Balance
RECYCLE YOUR GEAR**

Circle (148) on Free Info Card

1.800.842.5111
www.broadcastvideogear.com

guarantees on a per-flow basis. Often used in conjunction with a designated Subnet Bandwidth Manager (DSBM) to control admissions.

- **DiffServ:** Protocol for offering differentiated services categorizes and prioritizes network traffic by tagging IP packet headers. In contrast with Intserv, DiffServ provides a means for simplifying QoS management on a bulk basis through aggregation.

- **MPLS:** Multi-Protocol Labeling Switching is a protocol for specifying a fixed route through an IP network.

- **COPS:** Common Open Policy Service for managing admission policy across networks. COPS is becoming the higher-level network policy management protocol from which a local RSVP/SBM would obtain network policy and admissions information.

The latest technology to enable guaranteed Quality of Service over IP/Ethernet is TrueCircuit from Path 1 Network Technologies, Inc. TrueCircuit gives IP/Ethernets ATM-level Quality of Service by allocating vir-

tual isochronous channels at Layers 1, 2 and 3 under the management of a network operating system. TrueCircuit interacts with all the protocols listed above to actually implement QoS guarantees across a network.

In five years or so, the Internet will probably carry the majority of video programming.

This system was demonstrated at the NAB and Network/Interop trade shows, where an Ethernet LAN and wide-area network (WAN) with TrueCircuit moved multiple, simultaneous streams of MPEG-2 compressed and 270Mb/s uncompressed digital video. One of the benefits of the mechanism is that it interfaces seamlessly with SONET/ATM. TrueCircuit over Gigabit Ethernet is so powerful that it is capable of precisely synchronizing video equipment to the level that genlocks can be distributed throughout the network domain.

Path 1, in conjunction with Leitch

DiffServ, RSVP/SBM, COPS and SIP. Networks with TrueCircuit allow simple net management functions, with expanding capabilities and a comprehensive control toolset expected soon. The cost of the network is expected to

fall to normal Ethernet/IP prices in a few years.

Where the industry is headed

Today, the bulk of video content moves from the producer to the consumer via storage media (tape formats such as VHS, DVD, etc.), radio frequency, cable, satellite downlink or microwave link. In five years or so, the Internet will probably carry the majority of video programming. Because of the huge bandwidths involved in transmitting audio and video, video content will dominate all other Internet traffic volumes. Also, because of new interactive broadcasting services and the ever-present "channel surfer" sitting at the receiving end, rapid delivery will be crucial to user acceptance.

Technology, is developing equipment such as switches, routers, gateways, network appliances, embedded controllers, and control/monitoring software with the TrueCircuit technology embedded. TrueCircuit networks offer inherently secure virtual circuits and synchronization to allow products to be video phase aware. The networks are compatible with standard and evolving IETF and IEEE QoS protocols, such as, IEEE 802.1D, 802.1Q, IETF

IP/Ethernet is an evolving standard that is rapidly moving into every industry, at higher speeds and lower costs. Gigabit Ethernet is already available over ordinary CAT-5 cabling as well as single- and multimode fiber and coax. New standards-compliant QoS mechanisms are to be released this year to ensure low-latency, low-jitter channel transport of real-time data — with guaranteed QoS standards comparable to ATM. As shown at NAB, IP/Ethernet will soon become the de facto standard within the broadcast industry to bring quality content delivery at an affordable price. ■

For more information about the Path 1/Leitch TrueCircuit QoS technology, circle (450) on Free Info Card.

Dr. Douglas Palmer is the chief scientist and Dr. Ronald Fellman is the CTO of Path 1 Network Technologies, Inc., San Diego, CA. Stan Moote is CTO of Leitch Technology Corp., Toronto.

Endura
SYSTEM

I·D·S
IDX System Technology

THE NEW STANDARD BATTERY SYSTEM

Together with the latest improvements in digital ENG cameras, high capacity and lighter weight batteries have been eagerly awaited. Portability, extra power, ease of operation, and reliability are a must with any battery. IDX has encompassed all these points with the launch of our innovative battery system. Endura offers a totally new approach to the way broadcast batteries are used. Endura is the power solution for the 21st century!

Power Status Indicator

The built-in 5 LED array displays a quick and precise indication of the remaining battery capacity. These accurate readings are determined by the on-board microprocessor that calculates the subsequent discharge conditions.

Digi-View

The Endura Digi-View feature displays accurate battery capacity in the camera viewfinder of many new cameras.

Syncron

The Endura battery system is available with energy saving Syncron technology that automatically activates on-camera lights when recording is engaged.

MSRP \$363.00

Endura-50

Every Endura battery contains High Power, Lightweight, No Memory Lithium Ion technology. IDX has been providing this powerful and safe battery technology to the professional video industry for over 6 years.



V-Mount

Endura batteries will fit directly on new cameras, which have the wedge style V-Mount already built-in, including Digital Betacam, Betacam SX, and DVCAM. They are also adaptable to other mounting systems, or may be affixed directly to other cameras by adding the IDX P-VIP-VS Plate.

PowerLink

The Endura E-50 battery comes standard with the PowerLink system that allows two batteries to be stacked together for an extra boost of power. PowerLinked Endura E-50 batteries output up to 96 watts of power.

22809 Lockness Avenue • Torrance, CA 90501 • Tel: (310) 891-2800 • Fax: (310) 891-3600
Email: idx.usa@idx.tv Web Site: www.idx.tv

Circle (176) on Free Info Card

AN OFFER SO GOOD IT'S LIKE MONEY IN THE BANK!

Buy an SD Primatte® Explorer™ Now and Have the Option to Trade it in or Upgrade to an HD Primatte Explorer Within the Life of the Warranty!

It's Your Choice: You can keep your SD model and earn a discount or trade it in and apply its full purchase price towards an HD Upgrade.



PRIMATTE® EXPLORER™ REAL-TIME HIGH-DEFINITION CHROMA MATTE

There's no need to break your piggy bank trying to make the move to HD!

Whether you're using HD now, are planning to upgrade, or need to continue using SD until you make the inevitable transition, Primatte Explorer™ can offer a solution to suit your company.



The Primatte Explorer process is a revolutionary concept in video signal compositing, providing quality chroma mattes not possible using conventional 'chroma key' techniques.

Primatte Explorer can even take the most difficult elements in a foreground shot—smoke, fog, water droplets, hair wisps, transparent and translucent materials—and easily composite them into the background footage.

HD Now or Later!

It's a great deal! With an offer like this, there's no easier way to make your piggy bank or your CFO happy.



Dealer inquiries welcome
Qualified product financing available
Primatte® is a registered trademark of IMAGICA Corp.
Explorer™ is a trademark of Intelligent Paradigm, Inc.

Marketing and Sales:

Phone: 847-413-1808 Fax: 847-413-1828
E-Mail: sales@intelligentparadigm.com



Straightforward controls allow even first time users to execute high-quality chroma mattes in minutes — in your production environment edit bay, virtual studio, mobile unit...and budget.


INTELLIGENT PARADIGM
www.intelligentparadigm.com

Thomson Automation station control systems

BY DAVE STUART

No single opportunity has ever presented broadcasters with as much potential as centralcasting. As FCC rules have relaxed, permitting organizations to aggressively purchase and consolidate broadcast properties, the need to combine the operations of these stations has become paramount with station ownership and management.

Similar to Local Marketing Agreements (LMAs), where one station is responsible for technical operations of a second station in the same market, centralcasting uses a centralized "hub" station to control the operations of multiple stations in multiple markets. With the driving force of economics, centralcasting's main goal is to reduce both the workflow and the workforce of individual stations where most tasks are redundant, while providing secure operational control from a central point — the hub.

From the hub, various levels of control of the satellite stations can be accomplished. Since control and media play-to-air comes from the hub station, costly satellite feeds from within a station group or network are eliminated. Distribution is accomplished via a wide area network (WAN) interconnecting the stations. The challenge has been how to control this multichannel network of stations

seamlessly and synchronously.

Thomson Automation utilizes distributed network architecture and the QNX multi-tasking, real-time operating system to offer custom solutions for automation and control in multichannel playout environments, whether through centralcasting or terrestrial

the automation computer and held by the device controllers until it is time to execute them. The entire system is locked to house timecode, ensuring that all levels of processing are working from the same time base and all commands are synchronous. The third layer of processing resides

The challenge has been how to control this multichannel network of stations seamlessly and synchronously.

digital television multicasting.

Since the automation system was originally designed as a multichannel system, the decision was made early in the design process to use a distributed intelligence architecture — multiple levels of processors in conjunction with a deferred command structure. Distributed intelligence was required to provide frame accuracy for multiple on-air channels, anticipating the need to send multiple frame-accurate commands to multiple devices simultaneously during a single frame of time.


The top-level processor is the automation computer itself, which manages

the media databases and all playlists. The automation computer issues the media commands to device controllers, the second processor layer. All commands at this level are time-stamped from

within the device processor on device serial control cards, each capable of controlling four devices. Each control port has its own Z180 processor for communicating directly with the target device.

Unlike systems that were first designed as single-channel playout systems and later modified to become multichannel systems, Thomson Automation's three layers of automation processing work together to provide the ability to issue multiple simultaneous frame-accurate control commands to multiple devices. Other automation systems cannot provide this multi-layered processing power because their design is based on single-channel playout, where commands issued on a per-frame basis cannot provide frame accuracy on multiple events per frame.

To ensure reliability, the local area networks (LANs) used for data and control in the system are physically isolated. By utilizing two distinct LANs, data collision between simple data traffic and control command traffic is prevented, thus minimizing instances when the system bogs down due to LAN traffic. The use of dual LANs avoids performance issues as



Thomson Automation's rundown list on MC View, one of the three available remotely run Java applications, which also include MC Live and MC Remote.

**Need NO compromise
Support for your application?**



Telecommunications



Broadcast

Internet

Industrial Equipment

Medical


UPS Systems (Rackmount)



**1U & 2U Computer
Systems**



High-Density CompactPCI™ Systems



*Everyday, all over the world.
Broadcast OEM's who don't want to compromise
are choosing I-Bus/Phoenix as their vendor of
choice for computing & power.*

*Clean reliable power, revision controlled
computing and full integration and
aggregation services make us first choice.
At I-Bus/Phoenix, we're already supporting
OEM's delivering:*

- *Newsroom Systems*
- *Transmission & Playout Systems*
- *Storage and Editing Systems*
- *Data Casting and Video over IP solutions*
- *Encoding & Encryption Systems*

- **1U, 2U & 4U computers**
- **Rack mount UPS systems**
- **Ultra high-density computing**
- **Mission critical servers**
- **Server farm computer systems**
- **Full rack integration services**
- **OEM branding available**

**Computing, Power and Innovation from
one source, with I-Bus/Phoenix...**

....it's in the box!

www.ibus-phoenix.com

1-888-307-7892

system size increases and the number of channels controlled multiplies.

At heart of any automation system is its computer operating system – a system that has to be mission critical. While Windows NT may have a recognizable user interface, it is not designed for use in an environment where uninterrupted revenue streams are mandatory and multichannel, multi-tasking operations require instant command execution and frame accuracy. Based on the real-world needs of an automation system,

QNX, a robust, true real-time operating system designed to run in a mission-critical, fault-tolerant, redundant environment, was selected for use in the system.

In a multichannel play environment, it is critical to have backup processors “shadowing” the main computer at all times. In the event of the main computer being taken off-line for any reason, the backup is always hot, meaning it knows where in the event list to begin issuing commands when it takes over. While manual takeover is a two-

keystroke procedure, a separate computer system in the Thomson automation system continuously monitors the status of the entire system and seamlessly issues takeover commands if needed.

To ensure that commands are always executed, even in the event of a computer switchover to backup, a deferred command structure issues all commands to the device control level in advance of their execution. Deferred commands are commands that are sent from the automation computer level in advance of air-time. How far in advance these commands are sent is user definable but typically ranges from two to five minutes. Once a deferred command is stored in the device control level, the command will execute even if the automation computer is offline. This ability to issue deferred commands and the hot backup functionality of the automation computer level ensures timecode accuracy.

In multichannel environments, the traffic system plays a key role. Thomson Automation provides a bi-directional interface that converts the traffic file into a form that the automation system can use and also provides one or more reconciliation files to be exported back to the traffic system for billing. This is done in real time, vastly speeding up the reconciliation process and reducing billing time from days to hours.









Whether in group centralcasting environments or single station digital television multicasting master control, Thomson Automation systems stress versatility and LAN/WAN ability in control of all devices, for multichannel playout management and frame-accurate control of resources. ■

For more information on Thomson automation systems, circle (451) on Free Info Card.

Dave Stuart is the manager of sales and marketing for Thomson Automation.

Zandar
TECHNOLOGIES

MULTIVIEWERS

		MX/DX Series 4 - 16 Analog/SDI inputs in 1RU Pre-set Displays Autodetect PAL/NTSC/SDI Composite, Y-V, YUV or SDI out Line doubled VGA out
OmniVideo Series Analog Systems or Cards User Customizable Displays PiP Re-Size, Move, Overlap VU Meters, Logos, Graphics LAN Control, Sequencer		
		Fusion Series Mix of Analog, Digital or Computer Sources User Customizable Displays Programmable Output to SXGA Modular Architecture - up to 26 inputs in 3RU
	Benefits Optimize Use of Large Displays Cost-effective Virtual Monitor Wall Save on Space, Power, Cooling Dynamic, Controllable Displays	

A Solution for Every Need

IRELAND: TrioTech House, Abbey Road, Deansgrange, Co. Dublin, Ireland.
Tel: +353 1 2808945 Fax: +353 1 2808956 E-mail: sales@zandar.com

USA: Tel: 408 782 9725 E-mail: advancedms@msn.com

Website: www.zandar.com

IBC Stand #7.321

Circle (152) on Free Info Card




View an online product demo whenever you see this logo.

www.broadcastengineering.com

D1 SYNC⁺™

Digital in. Digital out.
Digital all the way through.



Digital frame synchronizers from Prime Image are nothing new. Engineers worldwide know the clean, stable, high-quality signals we produce.

What is new is that now you can get a Prime Image frame synchronizer with a Serial Digital Interface input and four Serial Digital Interface outputs. It's called the model D1 SYNC.

Among the many features in its space-saving 1U rack-mounted box are full ProcAmp control, freeze frame or field, 10-bit performance, and automatic selection of 525 or 625 lines. Controls include video, color, and set-up levels. And you can control them from optional rack-mounted or hand-held remote controls.

With the Model D1 SYNC your pictures start digital and stay digital every frame, every field, every bit of the way. Call for complete specs and technical information.

See Us at IBC at Booth # ZUID Hall 2.148

Circle (153) on Free Info Card

**Prime
Image**

The Digital Video People

Tel (403) 867-6519 Fax (408) 926-7294

www.primeimageinc.com

WPIX-TV's digital helicopter

BY RALPH AUGENFELD

It sounds too good to be true: a noise-free digital microwave link for audio and video transmission, using less than half the bandwidth and power of current analog FM technology. How about increased range, an extra stereo audio and data channel, and the transport of digital signals without passing through an NTSC conversion? Even better, almost complete immunity from multipath distortion, with a transmission scheme that seems to thrive on random, reflected bits of signal bounce. For WPIX-TV, in the heart of New York City, the last consideration is an important one; live shots bounce like billiard balls cascading their way to our receive antennas. Now add features such as stable mobile transmission even while driving through (or flying above) the deep RF canyons of Manhattan. This is a news director's dream.

So when it was time for a news helicopter for our new morning show, the WB11 Morning News, we chose a digital COFDM system. Conventional news helicopters are outfitted with a standard FM analog microwave transmitter. Fading, breakup, audio and video noise, limited picture quality and multipath reception problems (ghosting) are all too common. Signals

bouncing off reflective surfaces like buildings or mountains cause multipath problems that come in two flavors: static and dynamic. Static multipath interference can be observed when transmitting from a fixed location; bounced signals arrive at the receive

reduction in the 2GHz microwave news band currently used by broadcasters. Looking forward to this eventuality, digital COFDM microwave radios may provide us with a technology that would at least equal the performance of analog systems in this regard. This was an

A helicopter is a hostile environment for COFDM transmission.

antenna a little later than the main signal. This often causes video ghosting, chroma smear, changing hues and audio buzz that can seriously degrade live shots. Microwave transmission from a moving source can be particularly susceptible to dynamic multipath interference, characterized by signal dropouts, moving multiple ghosts, and severe chroma and audio noise fluctuations. COFDM systems thrive on these reflections, adding thousands of QPSK carrier signals back together, utilizing sophisticated forward error-correction algorithms. They basically "eat" the reflections and spit out good signal. Also, current plans by the FCC call for a substantial bandwidth

important consideration for us, as was the concept of delivering SDI (and HD in the future) digital streams intact back to the studio. Of course, with these benefits there is the downside of significant processing delay.

After leasing a Bell "Long Ranger" helicopter from Helinet, Inc., in Los Angeles, we sent it to Wysong Enterprises in Tennessee for integration. Although the avionics package was fairly standard, there was special consideration for our all-digital design plans. Early on we realized that one of the main disadvantages of both the compression and modulation schemes used in digital microwave is its inherent latency. The digital stream may exhibit a delay of anywhere from 20 milliseconds up to two seconds. This means that the talent needs a "mix minus" IFB system; returning program audio should omit the talent's voice to enable chatter with the studio anchors. First, we installed a Modulation Sciences Pro Channel audio modulator into our VHF channel 11 transmitter atop the World Trade Center, enabling the broadcasting of a discrete audio subcarrier to Pro Channel receivers. We then purchased their receive system, which includes reception of conventional off-air video and audio, and installed it in the helicopter for monitoring and IFB. Although talking back and forth to the studio still presents a



The WPIX-TV news helicopter used for the WB11 Morning News.

SYNERGY SERIES

DIGITAL PRODUCTION SWITCHERS

The
DTV
SWITCHER

Huge Input Matrix
Up to 64 inputs

Growth Pattern
The same 11 RU frame is used
for the 2, 3, & 4 MLE systems

"Aspectizer"
Internal aspect ratio converters for
simultaneous 4:3 & 16:9 production

"Squeeze & Tease" 2D DVE
Ideal for over-the-shoulder boxes

Ultimate Insider™
The world's best matting device

Unique Preview Overlay
Let's you see VTR time code, count:
up/down timer, source ID, safe title,
and more on the PV monitor

Video & Audio Server
Control a Video Server or
350 Systems Digicart™

Custom Control Macro Buttons
Recall any combination switcher
memories, button pushes,
and external device control

VTR Control
Available at a touch of a button

... and much, much more

Simultaneous 4:3 & 16:9 Production



The Real Shape of DTV

**A switcher
so innovative,
so revolutionary
... you just know
people are
going to talk.**

*"...the Synergy 3 keeps us
competitive in a market with
our LA friends to the south."*

Don Katich
Director of Broadcast Operations
KEYT
Santa Barbara, California

www.rossvideo.com/Testimonials/keyt.html

*"We wanted to make sure our
investment would be as future
proof as possible, so the capability
of 16x9 as well as 4x3 production
was important..."*

John Shutt
Staff Engineer
Michigan State University
East Lansing, Michigan

www.rossvideo.com/Testimonials/wkar.html

*"At one point during the live
show, the director asked if
Paul could do an unrehearsed
multi-layered DVE effect with a
transition ...he pointed at the Ross
and said, "I could do it if I had
THAT switcher!"*

Andy Carleton & Lee Collerton
Children's Miracle Network
Salt Lake City, Utah

[www.rossvideo.com/Testimonials/
cmn.html](http://www.rossvideo.com/Testimonials/cmn.html)



**Switchers, Keyers,
& Terminal Gear**

www.rossvideo.com



The middle section of the console of WPIX-TV's new helicopter.

challenge to the talent, it is somewhat mitigated by this technique.

Next was our choice of a camera. A long lens, a stable gyro system and SDI output were all specified and resulted in the purchase of an Ultramedia III camera ball from Flir Systems. It combines a Sony BVP-570 camera with a Canon 1000mm lens and has the optics and imaging devices mounted in a remote-controlled pod under the nose of the helicopter. The CCU has an SDI output that goes directly into a custom-designed Sony serial digital program

switcher. The addition of two Toshiba talent cameras inside, three Sony POV cameras outside the craft and a portable Sony Digital Betacam VCR rounded out our major video system acquisitions. The smaller cameras are converted to SDI and routed to the switcher.

Tandberg was our choice for MPEG compression and COFDM modulation hardware. Its 5100 encoder system, soon to be upgraded to the smaller model 6100, provides source and channel coding in one DC-powered device. The SDI digital signal is fed into the Tandberg, where different compression algorithms may be selected, giving the ability to trade off delay for robustness. This needs to be tweaked for best signal stability vs. noticeable audio/video time delay, but no actual lip sync problems have ever

been experienced. The Tandberg modulator has a 70MHz IF output that goes to the digital input of the transmitter.

The microwave transmitter chosen was the Nucomm PT-6 digital radio. It is a compact, high-powered unit that provides a full 12W in analog mode, or approximately 8W in digital. The remote control unit offers a choice of analog or digital modulation, channel assignment and power level. A Nucomm microwave receiver and downlook antenna also were added for receiving ground-based signals. A helicopter is a hostile environment for COFDM transmission. Vibration alone is a major problem for attaining the degree of stability required to pass the digital signal through the front end of the radio. Phase noise and even very slight frequency instabilities are the bane of COFDM transmission. The same is true at the receiving end, where completely redesigned ultra-stable Nucomm CR-6 digital central receivers were installed. Each receiver feeds a 70MHz IF signal into a Tandberg Alteia COFDM decoder and, from there, both SDI and analog NTSC signals are fed back to the station.

Visit us at IBC 2001, stand no. 7.329

 valhall

The power at your fingertips!

Our new Valhall Media Mastering System is the cutting-edge tool for all kinds of image processing. Valhall is a Windows 2000-based, integrated system offering an unsurpassed flexibility. By using the software for control and placing the heavier processes in the hardware we have made it possible for you to work intuitively in real time. You will be able to work smoothly and fast, without losing any power or performance.

The ergonomic panels offer all functions within easy reach. It can be programmed individually to suit your specific needs. All at your fingertips! The unique design, combining hardware and software functionality with a modular structure, has also enabled a price level that means sheer, good economy.

If you haven't already tried Valhall, make sure to get your fingers on one soon!

**DIGITAL
VISION**

www.digitalvision.se

Stockholm - London - Los Angeles - Toronto

Circle (155) on Free Info Card

Are You Still Broadcasting

in



Analog?

ms modulation
sciences
inc.

Contact Modulation Sciences, your stereo authority at:
12A World's Fair Drive, Somerset, NJ 08873
Phone: 732-302-3090 Fax: 732-302-0206
Or visit our website at <http://www.modsci.com>
E-mail: sales@modsci.com

BTSC stereo sound may disappear someday...
but today there's Modulation Sciences.

We understand that although you are responsible for making the future digital transition happen, you also have a station to run **today**.

Whether you are using Modulation Sciences stereo equipment or upgrading your stereo, Modulation Sciences will be there to support you until the final digital transition.

Having introduced the very first television stereo generator in 1985 we are firmly committed to supporting all of our analog stereo TV products for as long as a need exists. And, we will continue to manufacture and supply analog products as long as you need them.

Our innovative engineers are working on leading edge products to take you into the digital future. As DTV emerges, you can count on Modulation

Sciences to offer products that will help you profit from it. But unlike some other stereo TV suppliers, until the last NTSC station signs off, you can also count on us to fully support our installed analog base. And that's not just a promise. **It's a guarantee.**

Consider some of the specifications of the Model STV-784:

STV-784WB

Set up Accuracy: ± 0.02 dB

Stereo Separation: > 40 dB

SNR: > 80 dB below ± 25 kHz deviation M channel

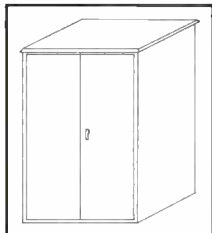
OUTDOOR ENCLOSURES

☆ NEMA 4 RATED (4X available)

☆ MADE OUT OF ALUMINUM Powder Coating Available

20D-78DD

(78"H x 48"W x 48"D)



- ☆ Powdered textured finish available
- ☆ Adjustable rails (front to rear) 4 sets of rails—19" EIA (23" available)
- ☆ Four doors
- ☆ Available in: two heights... 50" and 78"

OD-30DX

(30"H x 25"W x 25"D)



- ☆ Available in: four heights... 30", 50", 62" & 78" and three depths... 25", 34" and 42"
- ☆ ALUMISHIELD—Top cover protects cabinet from the sun's heat and falling ice
- ☆ Rails—Fully adjustable and alodine coated
- ☆ Doors—Front and rear door secured with stainless steel padlocking handles
- ☆ Vents—Front and rear, top and bottom with filtered panels (included) 19" EIA (23" available)

D.D.B.
UNLIMITED INC.

800-753-8459

www.ddbunlimited.com

Fans, A/C Units &
Heaters Available

Circle (170) on Free Info Card

WORKING YOUR SHIFT IN ANY OTHER CHAIR MAY CONSTITUTE A MEDICAL EMERGENCY.



Designed to achieve maximum user comfort and long-term reliability Domore sets the standard for your industry... with a history to prove it, 24 hours a day, 7 days a week. Most notably, Domore 24-7s exceed the specifications for the only test of Intensive Use accepted by the U.S. Govt., and it's all achieved in high style and superior ergonomic comfort.



The 3312 HB for Intensive Use.

2400 Sterling Avenue, Elkhart, Indiana 46516 219.293.0621 Fax:219.294.6176

domoredo3.com email:info@domoredo3.com

Circle (171) on Free Info Card



The Ultramedia III camera from Flir Systems is equipped with a Sony BVP-570 camera and a Canon 1000mm lens, all contained in the "ball" located underneath the WPIX-TV helicopter.

The transmit antenna system is from N Systems (NSI) and consists of a steerable high-gain pod antenna or an omni antenna, switchable from the transmitter remote control. A GPS satellite receiver with our receive sites programmed into it, and a flux gate compass to determine heading of the craft, each pass their signals to an onboard computer. The signals are compared and the Superpod is driven to automatically point at the chosen receive site. In addition, the NSI computer sends telemetry signals to the Superquad receive antenna system, pointing the dish at the receive site automatically at the helicopter. This is all tied into the NSI MC5 Pro control system, so once the microwave receive technician in the studio begins to acquire a signal from the helicopter, both antennas "lock" on to each other. This works well in both analog and digital modes of operation.

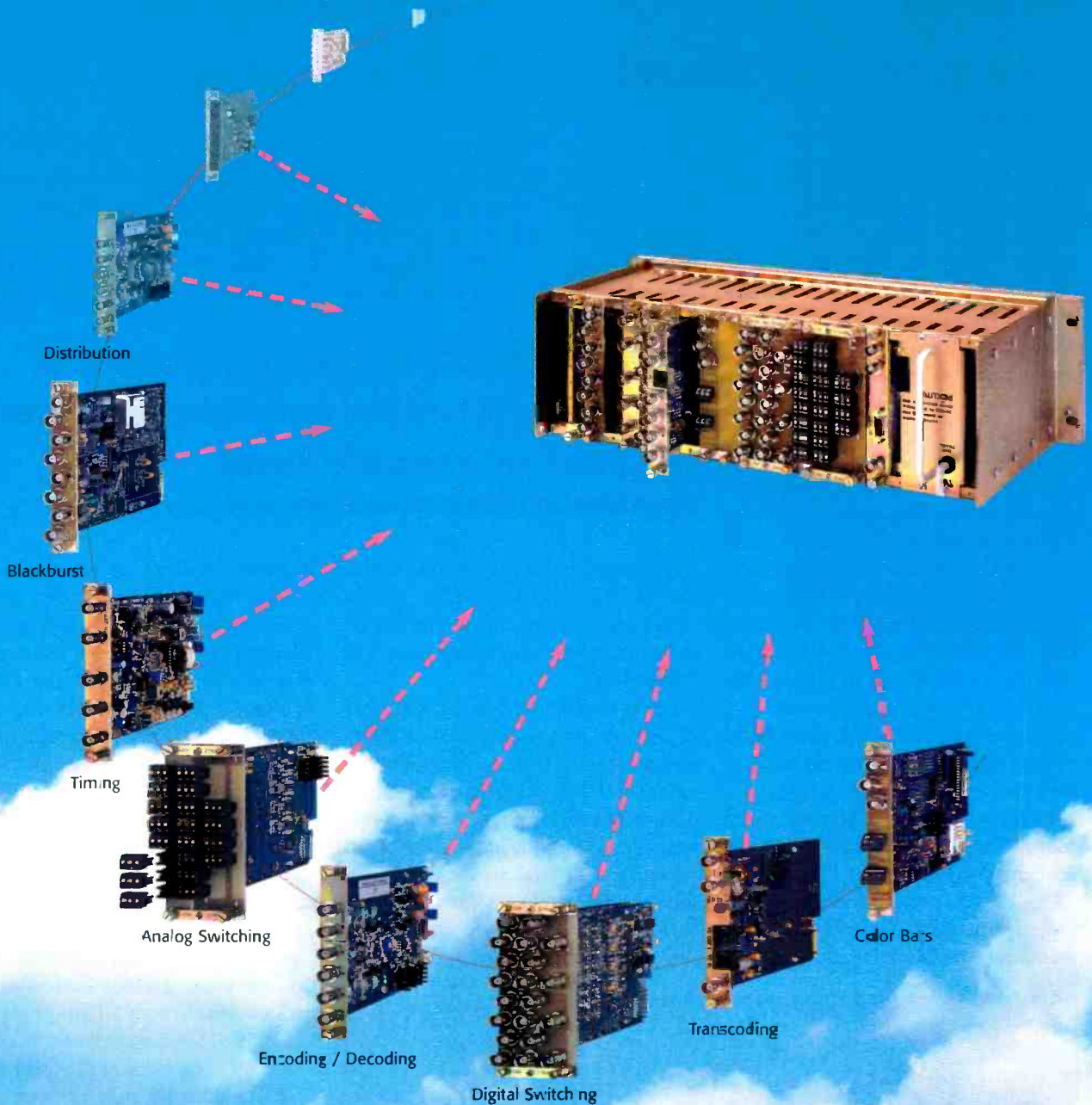
The results? The helicopter was finished just in time for the debut of our morning news show in June 2000 and we flew it from Tennessee to New York. It took until February 2001, however, for full-time digital transmission to begin. When the final bugs were fixed, and the latest versions of equipment were installed, we flew a test flight during the morning show. We expected some improvements, but nothing prepared us for the outcome. The camera produced digital pictures that were clear even to the untrained eye.

I joined the crew for the final test flight to the south to see what our final range would really be. We headed past Atlantic City, about 90 miles out, and continued south. At 110 miles, we climbed to 2500 feet, and the pictures back still looked perfect. Finally, at an altitude of 3000 feet we sent back pictures of the Cape May water tower from a distance of 125 statute miles before running out of signal.

Finally, while the digital COFDM system requires less bandwidth than the current analog one (8MHz vs. 17MHz), we look forward to further refinements that will alleviate the shrinking of an already congested ENG band. Future channel bandwidths of as little as 6MHz will help maintain parity with the current allotment of news microwave frequencies, while retaining the spacing between them. These improvements, along with reduced size, weight and, of course price, will be the icing on the digital cake. ■

Ralph Augenfeld is the engineering manager for WPIX-TV, WB11, in New York, NY.

Endless BOXabilities



Modular. Pop it in, pop it out.

The **Series 2100** system of components grows and expands then can change completely as your needs change. A perfect fit every time.

Systems can be configured for switching from 4 x 4 to 16 x 16, video, audio, analog or digital. Modular construction allows for easy upgrades. In addition, Sigma's **Series 2100** Distribution

Amplifiers, Timing and Signal Processing products may be installed in the same frame saving valuable rack space. All frames and modules are covered by Sigma's 5-Year Parts & Labor Warranty.

Contact us now for product information or to locate your nearest Sigma dealer.



Distribution



Switching



Timing



Encoding
Decoding



Digital



Transcoding



SIGMA ELECTRONICS INC.
www.sigmaelectronics.com

1184 Enterprise Road
PO Box 418
East Petersburg PA 17520-0448
(717) 569-2661 TELEPHONE
(717) 569-4056 FAX
(866) 569-2661 TOLLFREE

TVA runs smoothly with help from Kaydara's *mediastore*

BY GUY BEAUDOIN

TVA is a French-language television network in North America, broadcasting from its headquarters in Montreal to five regional stations, in addition to two international broadcasts for both the Eastern and Western parts of Canada. TVA produces programming for three major channels: TVA (the main channel), LCN (a 24-hour news channel) and TV-Achat (a 24-hour infomercial channel).

With programming demanding an increasing amount of graphics and animation, we needed to replace our aging still stores with more modern and capable equipment. Our equipment was becoming unreliable, did not support animation, and forced us to import images through a video grabbing process. We could buy a Kaydara *mediastore* unit for the same price as other still stores without clip capability. The still store would enhance the quality of our production, ensuring our ability to develop strong content for the future, while simultaneously saving us time and money.

The media-server system provided support for stills, audio/video clips, animation and CG. Its modular nature

and its use of standardized components meant that we avoided compatibility issues and easily integrated the equipment into our existing production network. The fact that it supported

it to air. We created content in packages like Photoshop, Lightwave, Illustrator, Speed Razor and Premiere. We then transferred the material to the media servers feeding to the live

With programming demanding an increasing amount of graphics and animation, we needed to replace our aging still stores.

both analog and digital I/O and Ethernet networking was a plus, as the whole industry is moving towards digital and this helped to future-proof our investment.

The system is based on the Windows NT file system, so there is no need to import and catalog the media before use or deal with proprietary file types. This allowed us to reorganize our workflow to use a more distributed networked approach. Being able to directly read multiple native file formats helped us to speed up the process of creating content and bringing

program, saving time and money.

These tools and functionality can be accessed through a drag-and-drop GUI. The speed with which you can manipulate media using the drag-and-drop interface and keyboard shortcuts becomes a key factor in crunch times when a mistake on-air needs to be fixed. This is an easy process using the system, as soon as your corrected content is ready, you can instantly reload the media directly from the paint system via the network.

In total, we use 10 Kaydara *mediastores* at TVA. Three are integrated into the broadcasting center, used as servers and automated with a Florical system. One is used for content creation and as a backup in case one of the other units fails. The other six units are being used to develop content and serve programming for live news reports, various TV shows, quiz shows, and for creating CG and animation for all these programs.

The Kaydara *mediastore* has been a reliable solution for us, meeting the strenuous demands of the broadcast studio environment head-on, forming a robust backbone for our studio, and the studio of the future. ■

For more information on the Kaydara *mediastore*, circle (452) on Free Info Card.



The Kaydara *mediastore* in use at TVA broadcasting studios.

Guy Beaudoin is the director of engineering at TVA.

IBC2001 is the event you can't afford to miss

Register now at: www.ibc.org



-  A record 850+ exhibitors and 150+ co-exhibitors.
-  45,000 square metres of stand space.
-  45,000+ top professionals from more than 120 countries worldwide.
-  Six stream, six day state-of-the-art Conference.
-  Special focus on interactive TV.
-  Tickets for single conference sessions now available online.
-  Free entry to the IBC Programme festival.
-  Free entry to the new Producer Briefings.
-  Free entry to the IBC Keynote address.
-  Free entry to the IBC Sunday Spectacular combining the IBC Awards with top class entertainment.
-  Free entry to the New Technology Campus showing the latest in research and development.
-  An established Companions' Programme with a full schedule of excursions.
-  Free travel around Amsterdam on trams, metro and trains.
-  The RAI is one of Europe's top convention facilities.

RAI Amsterdam
13 - 18 September
Exhibits 14 - 18

TV

RADIO

FILM

MULTIMEDIA

TRANSMISSION

CABLE

SATELLITE

WEBCASTING



IBC Aldwych House
81 Aldwych London WC2B
4EL
United Kingdom
Tel: +44 (0)20 7611 7500
Fax: +44 (0)20 7611 7530
Email: show@ibc.org

Visit www.ibc.org

for all the latest news and information including registration and hotel details.

Circle (158) on Free info Card

Audio consoles

BY JOHN LUFF

When television first erupted from the radio only landscape audio mixing consoles used rotary attenuators to adjust the level of the audio. Filtering and other modifications were most often done with out-board devices. Stereo was barely a thought — recording was on ¼-inch (or larger) audio tape recorders at 15 inches per second or more.

Ah, progress! Today a console in a news production studio may have three to six times the number of faders, built-in EQ, high and low pass filters, dynamics (compression and limiting), multiple stereo busses, perhaps surround sound, mix-minus outputs for IFB, complex monitoring matrices, analog and digital I/O, digital memory, perhaps even digital mixing. Complex systems of auxiliary devices can provide effects — reverb, specialized dynamics processing, patching, audio routing switchers, analog and digital converters, and plenty of other peripheral devices are often part of the mixing environment. If you don't have a well-trained audio expert on staff the task of planning a new mixing room, or just



Video engineers planning a mixing room should take into consideration the intended use of the room, both for the near term and in the future. Photo courtesy AMS Neve.

revamping a worn-out control room, can be quite daunting. Even with an expert along many video engineers feel considerable trepidation when considering audio consoles that can easily cost over \$100,000 and much more for the highest-quality digital consoles.

As in all things, consider the intended use first. Many times the project is a renovation of an existing system. This often includes goals such as improving reliability for the old console for which parts are no longer available. If the need is to build a new facility that will last 15 years until a replacement can be justified (which is not unusual in this

Always include extra inputs. Eventually new consoles will be old and dead inputs will happen.

business) then perhaps digital options should be thoroughly and thoughtfully evaluated. The march of mixing consoles into the digital era has been quite rapid, and modest digital consoles can be purchased for well under \$10,000. Let's look first at applications in television and how they might set the direction for a console evaluation plan.

At the top of the list is to set the physical scale of the product you are seeking. Is this no more than a minor audio production room, or does the console need to be capable of both news and entertainment uses? A studio that does only heavily formatted news might need fewer than 24 inputs on the audio console, with perhaps six to eight microphones, capacity for feeding pre-recorded clips (stories and bumpers), signature music, ENG feeds and maybe a handful of routing switcher outputs for sources that are less frequently needed. How many

inputs are used simultaneously for the typical productions will set a minimum size, but always include extra inputs. Eventually this new console will be old and dead inputs will happen. Leaving room for growth now will protect you against future failures. Ask the

manufacturer if the inputs use a common circuit board for a group of faders (often about four to six inputs), and add two modules beyond what you think is the minimum needed. One module gets you some growth, the other maintains some redundancy with that growth.

Consider features that are unusual to broadcast (radio and television), like

mix-minus outputs. Any console can mix mikes and recorded clips. Today, outside of radio on-air consoles, virtually all consoles have EQ features. But mix minus is heavily used in many broadcast applications where talent needs to receive the mix for monitoring. By the time the video system is done processing the picture you often need to delay the audio to match. Just wait till the news anchor hears his own voice four frames out of sync — best to consider building mix-minus outputs. Some television consoles can provide a mix-minus output for every fader position. Most also allow for delay adjustments on each fader, permitting more flexibility when matching the delays in a complex video system.

Think carefully before rejecting a digital console. Digital consoles in modest sizes do not have to cost more than analog consoles these days, nor are they inherently more complex to install. Manufacturers in North America, the Pacific Rim and Europe have all designed consoles with both analog and AES inputs. They also can provide the analog monitoring and program outputs needed for many installations. If the console is to be useful as production technology continues to become more and more digital it is wise to carefully look at the costs for a digital solution now. That may well prevent



EEV IOTs from Marconi

your best investment
for the future

- > Proven Digital Performance
- > Proven Analog Performance
- > Highest Powers Available
- > Widest Product Range
 - Plug-Ins
 - Build-Ups
- > Off the Shelf
Replacement Tubes
- > 24 Hour 7 Day Tech Support

Innovative Energy
Saving Solutions

Marconi Applied Technologies



LSA

T (914) 592 6050

F (914) 592 5148

Toll free 1-800 342 5338

E-mail MTech.usa@marconi.com

UK

T +44 (0) 1245 493493

F +44 (0) 1245 492492

E-mail MTech.uk@marconi.com

FRANCE

T +33 (0) 16019 5500

F +33 (0) 16019 5529

E-mail MTech.fr@marconi.com

www.marconitech.com

Marconi™

Circle (113) on Free Info Card

HIRE THE #1 DIGITAL TV ENGINEER IN AMERICA **DIRECT NOW.**

Install. Test. Service. Train. Support. Remote and On-Site Maintenance. The DTV transmitter experience and expertise of Mark Hills is unrivaled. Do digital right the first time. Get Mark Hills to keep your DTV downtime to the minimum. Call today at (509) 891-7362 or refer to our website for testimonials and further information. Represented exclusively by **s2one**.



S2ONE
www.s2one.com

Circle (160) on Free Info Card

What Makes RTNDA2001 the #1 Exhibition for News Engineers? **Plenty!**

"The exhibition floor is a must to keep up with the rapidly changing technology in the news business. It would be awful to walk into a corporate meeting **not** having walked around the exhibition floor and **not** having talked to the vendors."

—Roger Gady, News Director, KMPH, Fresno, CA

RTNDA2001
September 12-15, 2001
Opryland Hotel and
Convention Center
Nashville, TN



- Keep up-to-date on new products and services.
- Meet top manufacturers and leading service providers in the electronic news industry.
- Forge new bonds in an intimate setting.
- For three full days, see the products and services that can make you more competitive this year and in the future.
- Join suppliers and your peers as they talk about their success stories with products at our new and improved Exhibition Showcase.

Exhibits:
September 12-14, 2001

For more information
or to register, visit
[www.rtna.org/convention/
2001.shtml](http://www.rtna.org/convention/2001.shtml).

Circle (161) on Free Info Card

another rebuild in just a few years when the rest of the system is fundamentally digital.

The key to this important development in audio mixing is the rapid progress in DSP technology and specialized silicon implementations for both professional and consumer audio equipment. Take a look at the audio card in a modern computer. Not many parts there, but it allows mixing in the digital environment for a number of real and virtual inputs, for less than the cost of one rotary fader. It is likely that the progression of digital mixing will continue, with more capabilities and lower cost. However as the complexity rises the cost of developing software goes up dramatically, and it is not likely that high-end consoles to reduce in price as rapidly as modest consoles. One could expect that digital consoles will be less expensive in modest sizes, partly because the fabrication and checkout of each console is considerably less expensive for the manufacturer.

It also is valuable to look at the growth in the industry and how it might affect the expectations for consoles in the future. One of the key dynamics in the broadcast industry is the

Just wait till the news anchor hears his own voice four frames out of sync — best to consider building mix-minus outputs.

repurposing of media. Many local TV stations are running a Webcast live or perhaps even a 24-hour news channel. A console that has the ability to mix for several simultaneous uses of the basic program may well be an important consideration. While simple stereo consoles suffice for today's environment, perhaps two or three stereo outputs may be required (without giving up precious sub mix groups). Don't forget the slow but important deployment of surround sound either. While you don't have to have a surround sound console to create the effects and surround channels, panning in the surround is difficult without the proper features.

Finally, look long and hard at consoles with full memory. If the audio console is going to be used for more than one program it is highly useful to be able to set up the inputs, EQ, routing and panning, monitoring, and outputs and then store it to memory for the next production. This also allows multiple operators to have a setup that matches their own style better. Needless to say it also allows rapid reconfiguration if, perhaps, one console is used to mix two back-to-back programs from two studios, as is often the case. As in all things this capability comes with drawbacks. Complex consoles with memory often don't wake up quickly from a power off reset. Consider using a UPS to keep the console from becoming a liability when the unexpected lightning storm causes the lights to flash! ■


John Luff is vice president of business development for AZCAR.

1000
1500
1000
500

bro adca st
solutions



WORLDWIDE



ROHN
Industries, Inc.

Phone: 309.697.4400 • Fax: 309.633.2695

The new face on the horizon, ROHN 2000'.
As the demands of the broadcast industry
soar to unprecedented heights, ROHN
responds by creating new solutions designed for
the digital age. Since 1948 ROHN has understood
the special requirements of the communications
industry, and now we're building on that heritage
to include customized tower solutions up to 2000'.

We have the people, tools and experience.

Let us show you the possibilities.

www.rohnet.com

Circle (162) on Free Info Card



ROUTER

Philips/Thomson Trinix: offers standard- and high-definition routing in configurations of up to 512x512 without distribution amplifiers; modules are hot-swappable for easy upgrade; network-based status and control via SNMP allows for remote monitoring; 800-962-4287; 818-729-7700; fax: 818-729-7710; www.broadcast.philips.com.

Circle (402) on Free Info Card



REFERENCE IMAGE

Video Instruments V.I. Combination: is effective for SDTV and HDTV of all types — direct view or projection; composed of bars, dots, circles, resolution; the background is provided at various luminance levels; 800-962-8905; fax: 937-376-2802; www.videoinstruments.com.

Circle (401) on Free Info Card



UPCONVERSION AND NOISE REDUCTION PLATFORM

Teranex Star-up: combines the upconversion of Teranex's Xantus format converter with advanced noise reduction from the company's Starfront pre-compression processor; features PixelMotion de-interlacing, advanced noise reduction, color-space conversion, 32-point optimal interpolation, 3:2 inverse telecine, detail enhancement and timecode conversion; 407-858-6000; fax: 407-858-6001; www.teranex.com.

Circle (400) on Free Info Card

BROADCAST PRODUCTION CONSOLE

Solid State Logic Aysis Air Plus: new version of the Aysis Air digital console; features HSX Control Processor, a high-speed computer offering fast, flexible and intuitive control and recall of mixing situations; status information is seen through the new TFT LCD display; hot-swappable INFO Faders, available as factory option, provide visual and mechanical feedback to the operator; an alphanumeric display presents at-a-glance confirmation of grouping and system status; 212-315-1111; fax: 212-315-0251; www.solid-state-logic.com.

Circle (404) on Free Info Card



INTERACTIVE TV PROGRAMMING

LiveWave Remote Studio:

allows companies to produce live two-way broadcasts from remote locations using fiber optic lines to deliver uncompressed video and audio; 401-848-7678; fax: 401-846-7077; www.livewave.tv



Circle (405) on Free Info Card

MODULAR FRAME

Videoframe Systems

VF200: designed for reliable 24-hour unattended operation; systems can be created limited only by the underlying 100 Base-T LAN technology; used as a stand-alone platform for smaller-scale products; includes 100 Base-T Ethernet, VITC and longitudinal timecode, and video reference for vertical interval timing; 530-477-2000; fax: 530-477-7599; www.videoframesystems.com.

Circle (406) on Free Info Card




MULTIPLEXER

Thomcast Topaz: operators can manage up to two transport streams at the input with a total of 80Mb/s to an IP network; can stream 25 video services; based on Thomcast's OpenMux multiplexing technology, which enables MPEG-2 data to be broadcast into Internet Protocol; 413-569-0116; fax: www.thomcast.com

Circle (407) on Free Info Card

MIDAS B2000 BROADCAST

TELEVISION AUDIO PRODUCTION CONSOLE



“From The Manufacturer Of The Finest Live Performance Consoles
For Theatre And Sound Reinforcement,
Comes The Midas Broadcast 2000”

“One Less Thing To Worry About When On Air”

Circle (163) on Free Info Card

Klark Teknik Group

Klark Teknik Building, Walter Nash Road, Kidderminster, Worcestershire, DY11 7HJ. England.


Tel: +44 (0) (1562) 741515 Fax: +44 (0) (1562) 745371

FRAME AND CARD SYSTEM

Videotek UNIFRAME:

includes the DL-810U serial digital legalizer, the MADA-110U monaural audio distribution amplifier, the SADA-205U stereo audio distribution amplifier and the UDA-110U video distribution amplifier; offers a single 2RU frame that can simultaneously accommodate analog and digital video, analog and digital audio, analog and digital processing, and distribution choices; 800-800-5719; 610-327-2292; fax: 610-327-9295; www.videotek.com.

Circle (408) on Free Info Card



DIGITAL VIDEO ROUTING SWITCHER

Datatek D-3000: accommodates all data rates from 30MB/s to 1.5GB/s in a compact rack mounting frame; equipped for 128x128 serial digital video; mounts in only 9RU with a depth of 15 inches; two outputs per destination are included; 908-654-8100; fax: 908-232-6381; www.datateknj.com.

Circle (411) on Free Info Card


HD/SDI WAVEFORM/ VECTORSCOPE MONITOR

Leader Instruments

Corporation LV 5170D:

features dual CRTs; can handle 14 HDTV formats as well as optional SD- SDI and 480p analog; format selection is automatic, with auto adoption of colorimetry to match the selected system; monitoring functions include waveform, vector, picture and stereo monitoring; 800-645-5104; 714-527-9300; fax: 714-527-7490; www.LeaderUSA.com.


Circle (411) on Free Info Card



DISTRIBUTED BROADCAST SOLUTIONS

Pinnacle Systems Mediastream: features solutions for centralcasting, content distribution and network localization; provide end-to-end solutions for multi-cast content distribution as well as remote control and remote monitoring of the entire content delivery and playback process; features VBase network software that manages the distribution to and from remotely installed edge servers that can be used to customize a network feed to a local market; 650-526-1600; fax: 650-526-1601; www.pinnaclesys.com.

Circle (409) on Free Info Card



Think of it as alphabet soup for the digital soul.

This is a must-attend seminar for all decision-makers involved in television & production.
November 28-30, Hyatt Regency Grand Hall, Atlanta, Georgia

The **Digital Television** conference provides the expertise and training you need to make your facility successful in

today's increasingly competitive world. It provides intensive and specialized instruction in the latest in DTV

technology, operations and practices. Don't let your career—or facility—miss this opportunity.

Brought to you by:
**Broadcast Engineering
millimeter
Video Systems
World Broadcasting Engineering**

DIGITAL
TELEVISION2007
CONFERENCE & EXHIBITION

For more information contact: Christina Toole ■ Phone: 913-967-7556 ■ Toll free: 800-453-9621 ■ Fax: 913-967-7251 Attn: Christina Toole ■ Mail: DTV2001 Seminar ■ 9800 Metcalf Ave ■ Overland Park, KS 66212 ■ USA
Web Site: www.dtvconference.com

Leader Does It Better!



del LV5836B

Model LV5152DA



Now, the Most Complete HDTV Audio/Video Test Solutions You Can Use!

See it to believe it! This new Leader Instrument system offers both digital video and digital audio testing in a single rack-mount package. It honors Leader's tradition of creating complete, flexible test systems with analog monitoring capabilities built-in to expand versatility. Here are some feature highlights:

LV 5836B - Surround Digital/Analog Audio Monitor

- Receives Extracted Digital Audio (AES/EBU) from LV 5152DA or use stand-alone.
- Monitors 6-CH of Dolby Digital and 5-CH of Analog Audio
- Innovative Sound Image Display Enables Fast Sound Setup in Production.
- Matrix Multi-CH Display Permits Audio Component Phase Comparisons.
- Simultaneous Level and Phase Monitoring Screens.
- 6-CH Bargraph Display.
- CH Status Data Screen and Bit Dump.

LV 5152DA - HD Digital/Analog Waveform Monitor

- All the features of the Award Winning LV 5150D and LV 5152D
- PLUS:**
 - Multi-Format HD Monitor sets up for: 1080i (60/59.94/50), 1080p (30/29.97/25/24/23.98/24sf/23.98sf), 1035i (60/59.94) and 720p (60/59.94).
 - Waveform, Vector, Picture Monitor and X-Y Modes.
 - 8-CH AES/EBU Digital Audio Outputs (16, 18, 20 or 24 bit).
 - RGB Gamut Error and P-P Readout of Waveform Components.
 - Hex Data Dump, Extensive Error Logging, Custom Alarms.

Prove It To Yourself!

Call 1-800-645-5104 For A Free On-Site Evaluation Today

Some of Our Customers...


• ABC • Bexel • CBS • Crawford Communications • DaVinci • Foto-Kem • Laser Pacific • Lighthouse Digital • N-Vision
• Pacific Video • PESA • Sony Pictures (ND) • Tapehouse Editorial • Universal Studios • Utah Scientific • Warner Bros.

1 800 645-5104 / www.LeaderUSA.com

LEADER

FOR PROFESSIONALS WHO KNOW
THE DIFFERENCE

6484 Commerce Drive, Cypress, CA 90630 Tel. (714) 527-9300 Fax: (714) 527-7490
Regional Offices: Atlanta, Boston, Chicago, Cleveland, Dallas, Los Angeles



DIGITAL PHOSPHOR OSCILLOSCOPES

Tektronix TDS3000B: Offering six new models to the established TDS3000 series DPO; offers two optional video modules that add easy-to-use, video-specific measurement and display tools to the series; 800-426-2200; fax: 503-627-3678; www.tektronix.com.

Circle (412) on Free Info Card



DIGITAL BROADCAST CAMERA

Hitachi SK-555: features 16:9/4:3 switchable, digital camera and a 640,000 pixel (NTSC) and 740,000 pixel (PAL) 2/3-inch IT CCD with micro lens; provides a horizontal resolution of 850 TV lines; a 12-bit A/D converter contributes to a high signal to noise ratio of 63db and a wide dynamic range; 516-921-7200; fax: 516-496-3718; www.hdal.com.

Circle (413) on Free Info Card



Since 1979 Mager Systems has been designing and fabricating exquisite custom studio furniture for the broadcast industry nationwide. Our unique award winning furniture offers true solid wood premium construction, 3D drawings and design, delivery and installation. Of course, we still offer our 10 year warranty on solid surface tops exclusively, that will long out last wood edges and laminates. Our quality furniture is very affordable, and can accommodate every budget from economy to showplace. We know the broadcast industry is changing everyday, so, if you haven't looked at Mager Systems lately, its time you checked to see what we have new to offer like **Turnkey Prewiring**. Call us today and find out why Mager Systems is the best in sound furniture.



MAGER SYSTEMS, INC.

The Best in Sound Furniture

Does Your Studio Furniture Look As Great As This?



Check Out Our New Turnkey Prewiring...

Designed,
Fabricated,
Delivered
and Installed

21602 N. Central Ave., Suite 1
Phoenix, Arizona 85024
TEL: 623-780-0045
FAX: 623-780-9860
www.magersystems.com
mager@magersystems.com

Circle (166) on Free Info Card

Now Shipping

ALL-IN-ONE BROADCASTING SOLUTIONS

GlobalStreams GlobeCaster Live and GlobeCaster

Post: designed to produce television-quality broadcasts affordably and easily for delivery over virtually any medium; Live seamlessly integrates all the functions of a live broadcast including user-selected, 4-input/3-output multi-format digital component production switcher, real-time character generation, paint, animation, compositing and digital video effects generation; 800-788-7205; 510-596-0660; fax: 510-596-0674; www.globalstreams.com.

Circle (414) on Free Info Card



NONLINEAR COMPOSITING SYSTEM

Nothing Real Tremor: features real-time I/O in 601 and HDTV, timeline and edit decision list support, true resolution independence, keying technology, asset management, color correction tools, tracking and stabilization capabilities, vector-based procedural paint and much more; 310-664-6152; fax: 310-664-6157; www.nothingreal.com

Circle (415) on Free Info Card



MPEG ENCODING MODULE

Canopus StormEncoder: encodes footage in real-time using Main Profile at Mail Level MPEG-2; with variable and constant bit rate options (from 1Mb/s and 15 Mb/s); supports PCM and MPEG Layer I and Layer II formats up to 48khz at 16 bits; 888-899-edit; 408-954-4500; fax: (408) 954-4504; www.justedit.com.

Circle (416) on Free Info Card



NONLINEAR EDITING SYSTEM

Avid NewsCutter Effects 2.5: now shipping worldwide; conforms to D10 and Sony's MPEG IMX format; supports most digital acquisition formats including DV25 and DV50; features auto voiceover and script-based In/Out; 800-949-AVID; fax: 978-640-1366; www.avid.com.

Circle (417) on Free Info Card



PROGRAM QUALITY OF SERVICE MONITOR

Tektronix PQM100: features a single-channel, real-time, monitoring solution; provides automated continuous monitoring of video signals to detect video quality problems

in the distribution of compressed digital video information; notifies operators of problems with the video and helps engineers diagnose and document picture quality by detecting picture defects; now shipping; 800-426-2200 code 1229; fax: 503-222-1542; www.tektronix.com.

Circle (418) on Free Info Card



network
the innovator

READY-SET-GO!



Flashlink® Starter Kit

A Complete Point-to-Point Solution

For multimode or singlemode applications up to 30 km (20 miles) without repeater

Supports formats up to 540 Mbps
SDI • DVB-ASI • SDTI • SMPTE 310M • HDTV • M2S

Fully upgradable to 32 Channel DWDM and GYDA Monitoring and Control System

USD 2 495.-

Additional E/O or O/E \$ 795.-

Visit us at **IBC, Amsterdam**
Booth 8.418, Hall 8

www.network-electronics.com

WORLD HQ, NORWAY: Network Electronics ASA
Phone: +42 33 48 99 90 • E-mail: sales@network-electronics.com

THE AMERICAS HQ: Network Electronics US Inc.
Phone: 631 928-4433 • E-mail: ussales@network-electronics.com

WEST COAST US: Network Electronics: US West
Phone: 1 866 877 74 94 • E-mail: ussales@network-electronics.com

Circle (167) on Free info Card

Business highlights from broadcast and production

BY NANCY INWOOD

NBC has made a three-year strategic technology agreement estimated up to \$25 million to deploy **Grass Valley Group** solutions in support of the network's companywide central-casting, news production, media asset management and high-definition playback.

Thomson Multimedia has made an agreement with **Royal Philips Electronics** for the purchase by Thomson of Philips' Content Creation activity for professional broadcast markets, as part of Philips Digital Networks' MP4Net Group.

ABC Television has purchased a **Panasonic** DVCPRO HD production system comprised of an AJ-HDC27A and an AJ-HD150 studio VTR. The Panasonic camcorder and recorder will be primarily used to capture and edit high-profile programming.

WTBS, Turner Broadcasting System selected **Thomcast's** DCX Millennium transmitter system for its digital conversion. In addition to TBS' purchases, the DCX Millennium was the transmitter of choice for two PBS member stations, WEDN in Norwich, CT, and WHRO, the public telecommunications center for Hampton Roads, VA.

The nation's smallest market station on the air with a digital channel, WBOC-TV, Salisbury, MD, has purchased **Panasonic's** AJ-HDC20A DVCPROHD camcorder and AJ-HD150 DVCPRO HD studio VTR.

WHDT-TV has purchased six AJ-HD2700 1080i/720p switchable VTRs and has three AJ-HD3700H D-5 HD multiformat mastering VTRs from **Panasonic**. The station will initiate over-the-air HD broadcasting in late July and will be carried by the Adelphia and Time Warner cable system, with a combined potential reach of six million

viewers throughout south Florida.

Quantel has moved its North American headquarters to New Canaan, CT. The company's new address is 199 Elm Street, New Canaan, CT, 06840. The new telephone number is 203- 972-3199 and fax number is 203-972-3189.

The New York Times Company will standardize on **Grass Valley Group** digital switchers, deploying Kalypso Video Production Center and Zodiak systems across its broadcast properties. The New York Times will deploy the systems across its entire station group, which includes WHNT-TV, Huntsville, AL.; KFSM-TV, Fort Smith, AR.; WHO-TV, Des Moines, IA; WQAD-TV, Moline, IL.; KFOR-TV, Oklahoma City; WNEP-TV, Scranton, PA; WREG-TV, Memphis, TN; and WTKR-TV, Norfolk, VA.

WRAL-TV, Raleigh, NC, has chosen a **Wheatstone** TV-80 series audio console to produce the audio for its HD

newscasts. WRAL-TV was the first station in the United States to broadcast an HDTV signal in 1996 and is the world's first news operation to present HD local news on a continuous basis.



Two **Solid State Logic** consoles were recently added to the **National Mobile Television** fleet of trucks. The 48-fader SSL Axiom-MT digital broadcast console will be installed in a new all-digital truck that will be used for FOX Sports NFL broadcasts in Dolby Digital surround sound.

Clarification

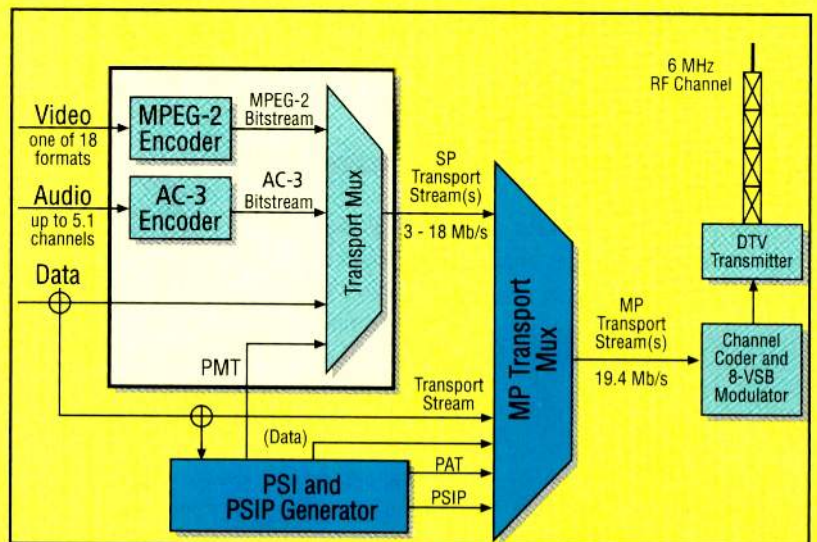


Figure 2 in PSIP 101 (June,2001) was incorrectly labelled. The corrected version is above.

advancing
the art of
sound

111th **AES** Convention

September
21-24
2001

Jacob K. Javits
Convention Center
New York, NY, USA



**Audio
Engineering
Society**

800-541-7299
212-661-8528

exhibits • events
technical papers
workshops • tours

to register online
visit the website at
www.aes.org



Bexel Corporation has purchased 10 LDK 23HS MKII super slow motion cameras from **THOMSON Multimedia Broadcast & Network Solutions**. The cameras will be available from Bexel's headquarters in Burbank and their rental locations in New York, Miami, Atlanta, Dallas, Seattle, Washington DC and Orange County, CA.

FloriCal has been awarded the contract by **NBC** to automate all of the NBC-owned-and-operated TV stations in the United States.

Fox Digital has purchased four **Philips'** LDK 7000 Digital Cinematography cameras for use in television productions by the FOX group of companies.

TANDBERG Television has acquired AVS. The **AVS'** RF technology will enable TANDBERG Television to maximize on Digital Electronic Newsgathering global market opportunities.

People

Encoda Systems has appointed **Greg M. Jacobsen** as chief executive officer. His most recent position was as president and CEO of XOR, Inc., an Internet integration company.

Communications Engineering, Inc. has appointed **Bill Beckner** as integration manager and **Joe Strobel** as project manager.



Polo Recuay

Videotek has promoted **Polo Recuay** to vice president of engineering. Recuay's primary responsibilities will include directing new product development in engineering as well as supporting the existing product line. In addition to Recuay, Videotek appointed **Jochen Kuhnen** as the International Sales Manager.

Scopus has appointed **Steven Bonica** as president. He will have full responsibility of Scopus marketing and sales activities in North America.

Don Bird has accepted the position of vice president of sales and marketing for both U.S. and international operations at Avica Technology.



Jerry Gepner

Jerry Gepner has been appointed president of National Mobile Television. As president Gepner will be responsible for all aspects of sales and technology. His prior position was as executive vice president, operations and engineering, FOX Sports Networks.

Noah Meiri has filled the position of president at Orad Hi-Tec Systems. Meiri was previously the managing director at Orad.

A 20-year software development veteran **Stephen Chalkley** has been appointed the engineering development manager at ANT Limited. ■

Screen Shot

Panasonic cameras used in productions

Colossalvision director David Niles recently has shot two assignments with two acquired Panasonic AJ-HDC27V variable frame rate progressive HD Cinema cameras. In addition to Niles' work the Panasonic AJ-HDC20A DVCPRO HD 2/3-inch 2.2 million pixel FIT 3CCD camcorder was used by South Carolina Educational Television (SCETV) to produce the 23-year-old NatureScene natural history series.

The SCETV purchased the family of Panasonic DVCPRO equipment to support its statewide educational mandate. The network uses a combination of 11 NTSC TV transmitters, one (soon to be three) digital transmitter, digital satellite, Instructional Television Fixed Service, fiber optic and microwave systems to cover all 46 South Carolina counties with open and closed circuit service. Every school in the state has a downlink dish and at least three receivers to access ETV's 32-channel digital satellite system.

Niles' assignments with the cameras have included music videos for the rock band R.E.M., all-female classical music group BOND, and an industrial video for telecommunications supplier Marconi featuring Deborah Norville of "Inside Edition."

Television Automation Solutions



Winning Service
Breakthrough Pricing



Sundance Digital, Inc. 4500 Fuller Dr. Ste. 205 Irving, TX 75038 USA 972-444-8442 www.SundanceDigital.com

Circle (164) on Free Info Card

OUR NEW WEB SITE IS EASY TO NAVIGATE



Throw away the compass - we've made your search easier! That's right. Simply click, and you're there!

Miss a past issue? Locate it in the archives. Click reader resources and find this year's calendar of industry events, subscription information...and more! For online product demonstrations access the Demo Room. Or conduct a search of your own by clicking on our search page. Click...you're there. It's that easy! There's so much to discover, so explore Broadcast Engineering online.

www.broadcastengineering.com

MONITORS

SONY Panasonic JVC



PHOTO - VIDEO - PRO AUDIO

COME VISIT OUR SUPERSTORE

420 Ninth Ave.

Between 33rd & 34th Streets,
New York, N.Y. 10001

Store and Mail Order Hours:

Sun. 10-5, Mon. thru Thurs. 9-7

Fri. 9-2, Sat. Closed

For Orders Call:

800-947-9928

212-444-5028

or FAX (24 Hours):

800-947-9003

212-444-5001

We Ship Worldwide



www.bhphotovideo.com



"THE PROFESSIONAL'S SOURCE"

FOR ORDERS CALL:
800-947-9928
212-444-5028

OR FAX (24 HOURS):
800-947-9003
212-444-5001

**MOST ORDERS SHIPPED
WITHIN 24 HOURS
OVERNIGHT SERVICE AVAILABLE**
www.bhphotovideo.com

420 Ninth Ave. (Bet. 33rd & 34th St.) New York, N.Y. 10001



SONY DSR-250 3-CCD DV & DVCAM

Introducing everything you need in an event camera and more. The new completely digital DSR-250 from Sony is a high image quality reduced size camcorder which has been optimized for shooting events and parties. Every feature you could want is included in this revolutionary acquisition tool.

- 1/3 inch x three 380K pixel (effective 340,000 pixels) CCD's allow two scanning modes: 480 progressive (still) or interlaced (for video) • One touch auto focusing in manual focus mode
- 530 lines of horizontal resolution
- Switchable aspect ratio 4:3 (TV mode) or 16:9 (Movie mode)
- DXF-801 high resolution 1.5" black & white viewfinder (same as on DSR500/1 & DXC-D35) enables easier focusing. Automatically switches from 4:3 aspect to 16:9.
- 58mm lens with 12x optical zoom
- Records in DVCAM or DV, standard tapes or mini. Up to 270 minute recording in DV mode onto a 184 min. DVCAM tape
- Manual or automatic functioning: Focus, Iris, Shutter-speed, Zoom, Gain (3 positions and memory).

- Flip out 2.5" 200,000 dot LCD monitor, finally available on a professional camera • Time date stamp • Soft shoulder pad
- Advanced optical stabilization allowing for a high quality digital zoom out to 24x, with a maximum digital zoom out to 48x
- Assignable time code (Rec Run, Free-run, User bit)
- 16 bit 2 channel audio recording, or 12 bit 4 channel
- Digital in/out (IEEE1394) and analog in/out
- Still image capture onto memory stick - Upload graphics from memory stick or USB adapter, software included
- Phantom 48V power • Built in speaker • Directional microphone in pro mic holder, 2 XLR audio inputs
- Wireless remote
- Built in edit controller. Equipped with an i.LINK interface, allowing camcorder to serve as edit player or recorder
- External 12V supply/Connection for light. The DSR-250 is equipped with light output (DC 12 V, maximum 30 watts)



DSR-300A 3-CCD Digital (DVCAM) Camcorder

The affordable DSR-300A actually extends operational convenience with a range of new features and peripheral products. Remarkably compact and lightweight, the improved DSR-300A provides high mobility without compromising picture quality and can be held comfortably on your shoulder through the longest shoots and gives videographers the ability to acquire their footage quickly and easily.

- The DSR-300A has three 1/2" IT Power HAD CCDs to deliver 800 lines of horizontal resolution, 62dB S/N ratio and high sensitivity of F11 at 2000 lux
- With built-in 26-pin VCR interface, they can feed composite or S-Video output signals to an external recorder for parallel or back-up recordings. VCR recording modes including Parallel Internal (only) and External (only) are selected via the trigger switch positioned on the operational panel
- LSI Digital Signal Processor (the very same one used by the DXC-D30 cameras) for a high signal-to-noise ratio of 62 dB
- Both mini cassettes (PDVM series) and standard cassettes (PDV series) can be used with the DSR-300A. With PDV-184ME (Standard), a maximum recording time of 184 minutes can be achieved. They can also play back tapes recorded in the consumer DV format.
- For operational convenience while shooting, the Time Code is superimposed on the viewfinder screen or MONITOR OUT screen, even during playback
- DXF-801 viewfinder featuring variable peaking, 3 level tally light and a white LED light with 2 levels of intensity to illuminate the lens setting • IEEE1394 i.Link (out only)

- For operational convenience while shooting, the Time Code is superimposed on the viewfinder screen or MONITOR OUT screen, even during playback
- DXF-801 viewfinder featuring variable peaking, 3 level tally light and a white LED light with 2 levels of intensity to illuminate the lens setting • IEEE1394 i.Link (out only)



DSR-500WSL 2/3" 19:9 CCD (DVCAM) Camcorder

The DSR-500WSL camcorder gives the video journalists the ability to acquire footage quickly and easily because the required functionality and performance was packed into this camcorder. In the meanwhile, the next generation widescreen TVs have been introduced and the demand for video material in widescreen (16:9) has greatly increased not only in broadcasting, but also in the event production and co-ordinate communications market. To meet this demand, Sony offers this Widescreen Digital Camcorder. The DSR-500WSL offers outstanding picture quality by adopting full Digital Signal Processing and three 2/3-inch (520K) Power HAD WS (Wide Screen) CCDs which are specifically designed for a 16:9 aspect ratio, switchable to 4:3 full screen. The camcorder extends the mobility, operational convenience and system flexibility with a range of peripheral products. Built-in digital output of the i.LINK interface for backup and simple field editing is just one example. Technological advances in Sony DSP and CCD Technologies, many powerful options and a convenient low price-point make the DSR500WSL a formidable tool for a wide range of applications



DXC-D35/D35WS Dockable (DVCAM) Camcorder

The DXC-D35/D35WS cameras are designed to the highest specifications, providing unprecedented video quality in this price range. The DXC-D35 is at home in the studio or field, docking directly to a host of backs including Betacam SP and DVCAM, as well as studio backs and viewfinders. The highly adjustable picture means that these cameras are ideal for capturing detail in low or changing light, as well as compensating for peoples skin flaws while keeping the rest of the image sharp. DXC-D35WS is switchable 4:3 to wide screen 16:9 ratio

The DXC-D35WS camera is the latest Sony digital camera designed to the highest technological standards. With the proven Sony DSP technology combined with Sony high performance 16:9 CCD's. This high standard was previously held by the DXC-D30 series now being replaced by the NEW DXC-D35 series. DXC-D35 series feature a new Prism Assembly, new Pre Amplifiers, new DSP Software and a new Digital Encoder resulting in astounding performance. The DXC-D35WS camera fully interfaces with Sony's CCU-TX7 Wideband Component Triax System. It provides 8 set-up files (3 user) as a stand alone. 16 additional scene files (all user settable) are available when combined with the RCP-TX7 remote control panel. The DXC-D35WS is equipped with three 2/3" IT Power HAD CCD's switchable between 16:9 and 4:3 aspect ratio's. The camera docks to DSR-1 DVCAM and DNV-5 Betacam SX recorders for digital video recording, or PVV3 and


- BVU-5 Betacam SP recorders for analog recording.
- 880 TV lines of resolution for DXC-D35
- 850/800 TV lines for D-35WS • Two REC tally lamps
- DXF-601W New Viewfinder Switchable 16:9 to 4:3
- VF lens light with on/off switch • 3 level Tally light
- Display characters on/off switch • Take Tally
- Horizontal and Vertical peaking • Die cast aluminum
- Better flare compensation • Dynafit shoulder pad
- Lower minimum illumination (0.25 lux with HyperGain)
- Better color reproduction at high gain
- Improved dark detail and contrast • New preamplifier, prism and encoder • Better performance at overloads
- Reduced noise at Gain Up • Variable color temperature adjust
- Adjustable 4.3 safety zone when at 16:9
- New HyperGain mode of 42dB gain
- Aspect ratio select from Main Menu



GY-DV500U 1/2-inch 3-CCD Professional DV Camcorder

CLICK DIAL 74

The GY-DV500 combines the convenience and cost-effectiveness of Mini DV with the performance and features you need to incorporate three 1/2-inch 380,000 pixel IT CCDs (for superior picture performance (equivalent to 750 lines of resolution) superb sensitivity of F11 at 2000 lux and minimum illumination of 0.75 lux (LoLux mode). Rugged construction with a rigid diecast magnesium housing. Extremely portable, compact and light weight (less than 11 lbs. fully loaded). Additional features like the menu dial and Super Scene Finder assure ease-of-use and shooting flexibility, while the IEEE1394 and RS-232 interface allow integration into various non-linear and post-production systems. A professional camcorder in every sense, the compact, lightweight GY-DV500 redefines acquisition for corporate, educational, cable and broadcast production, as well as wedding videography and multimedia applications.



GY-DV550U 1/2" 3-CCD DV Camcorder

Introducing the Versatile GY-DV550 from JVC. Designed by professionals, for professionals, the GY-DV550 is the world's first DV camcorder to offer studio camera capability. Thanks to the built-in 26-pin interface, you can connect the GY-DV550 to a CCU for remote-controlled studio operation or backup recorder in the field. But that's not all. It also comes with pool feed input/output, so you can transfer image data back and forth to another camera or camera, making it ideal for special shooting situations such as press conferences, exclusive interviews, and sporting events. Record isolated camera views (ISO-Cam) during a live multi-camera shoot, making it ideal for parallel shooting at live concerts and other events. Naturally, we've made sure the GY-DV550 is equipped with all the other capabilities you need, including a standard 1/2-inch bayonet mount for use with a great diversity of professional lenses, bidirectional IEEE 1394 (NTSC), two 48 kHz 16-bit digital PCM audio channels, and a built-in SMPTE or EBU timecode reader/generator, as well as XLR microphone inputs, audio outputs, headphones output, and both composite and Y/C outputs. Maximum versatility, top-level performance, and superior cost-efficiency make the GY-DV550 the smart solution for producers who need a camcorder capable of doing double-duty in both the studio and the field.


- Ready for EFP remote control (RM-LP57/LP55) The EFP remote controls directly to the GY-DV550 for precise control over the video parameters
- Return video output for Tele-Prompter Tele-Prompter capability assures full support for studio program production
- Locking function To meet the demand for systemization, the GY-DV550 is equipped with a locking function that includes SC lock to assure high-resolution pictures

State-of-the-art 1/2" 3-CCD image pickup Incorporates three 1/2" 380,000 (NTSC)/440,000 (PAL) pixel interline-transfer CCD's. Each CCD is equipped with highly advanced circuitry that eliminates vertical smear when shooting bright lights in a dark room. Lag and image burn are also reduced to indiscernible levels, while high sensitivity of F11 at 2000 lux assures creative flexibility and simplifies lighting requirements.

Panasonic AJ-D610WA 2/3" 16:9 IT-3CCD DVCPRO Camcorder

The AJ-D610WA is an affordable DVCPRO camcorder which combines three high sensitivity 2/3" IT CCD's with digital component technology, to create a true broadcast recording. The AJ-D610WA is switchable between 16:9 and 4:3 aspect ratios. A built-in PCMCIA card slot makes it quick and easy to adapt the camera to different shooting conditions. Features Super Gain, Super Iris, and Digital Signal Processing (DSP). The AJ-D610WA can operate with a minimum illumination of 0.5 lux (F1.4, +36 dB Gain), and resolves 750 lines of resolution

- The AJ-D610WA has three high density (520,000 pixels) 2/3" CCD's. The CCD's feature a large light collecting area that gives the camera a S/N ratio of 63 dB plus a sensitivity of F11 @ 2000 lux.
- The Digital Signal Processing (DSP) helps to deliver a very high quality picture. The user has the ability to adjust different parameters of the camera to accommodate any situation.
- A PCMCIA card slot is built into the operator side of the camera, allowing the set-up (DSP) data to be saved. The saved set-up data can be used to reset the camera parameters



- The optional AJ-YAP900P Picture Link Board is part of an exclusive Panasonic production data information system which stores shot logging in camera memory and records it on tape during the eject cycle. The logging information can be read by Panasonic's newsBYTE DVCPRO native nonlinear news editing system.
- Excellent resolution of 750 horizontal lines.
- A Super Gain feature is available to boost gain by a full +30 dB or +36 dB for high quality shooting in low light, making it possible to shoot as low as 0.5 lux (F1.4, +36 dB)
- An optional Digital Triax for studio or mobile use is available • A six speed electronic shutter (1/100 to 1/2000 sec) features Synchro Scan to match the frequency of a computer monitor



Pickup Device: 2/3" IT Power HAD 1000 16:9 x 3 Picture Elements: 1038 (H) x 504 (V) Filters: Clear, 5600K + 1/8 ND, 5600K, 5600K + 1/64 ND

SONY DNW-9WS 2/3" 16:9 IT-3CCD Betacam SX Camcorder

Equipped with three 2/3 inch 16:9/4:3 switchable Power HAD 1000 16:9 IT CCD's. Designed as a cost effective camcorder to help bridge the transition from 16:9 to 4:3, yet it still maintains a high performance and high mobility. The DNW-9WS weighs less than 14 lbs. including a battery, tape, viewfinder and lens. Includes an integrated slot for the optional WRR-855A wireless audio receiver

FOR ORDERS CALL: **800-947-9928** OR FAX (24 HOURS): **800-947-9003**
212-444-5028 **212-444-5001**

MOST ORDERS SHIPPED WITHIN 24 HOURS
OVERNIGHT SERVICE AVAILABLE
www.bhphotovideo.com

SONY

DSR-1500 DVCAM Studio Editing Recorder



DVCAM becomes more and more flexible with the introduction of this brand new, half-rack width studio editing deck. The DSR-1500 boasts studio editing function capability in a compact size. The new DSR-1500 incorporates the same innovative, high standard technology featured in the DSR-2000. The space-saving size makes the DSR-1500 ideal for installations in OB vehicles and desktop editing systems.

- SDI interface ensures a migration path to Digital Betacam™, Betacam SX™ and SDI-based systems.
- SDTI (QS0) and i-LINK (IEEE-1394) interfaces enable a high quality, virtually lossless transfer with DV compression based systems.
- Compatibility to consumer DV (SP mode only) and DVCPR0 25 format recordings in addition to DVCAM, automatically accommodate all cassette sizes without the need for an adaptor.
- Analog input interface board which includes component, composite and S-Video is also available as an option.

DSR-1600/1800 DVCAM Studio Editing Player/ Player Recorder



The DSR-1600 is a studio editing player, and the DSR-1800 is a studio editing recorder. Both incorporate innovative technology at an affordable price. Excellent playback of all DV based (25 Mbps) formats and cassette sizes is possible without the need of an adaptor. A jog/search dial is standard, including jog audio. A variety of option boards are available for SDI, SDTI, and i-Link outputs. They both provide two selectable audio channel modes: Two channels of 16-bit (48 kHz) Four channels of 12-bit (32 kHz). PCM Digital Stereo recording is used in both modes to ensure superb audio performance with a wide dynamic range and excellent signal-to-noise ratio.

- Automatically adjust for playback of any DV based format, including DV (SP only), DVCAM or DVCPR0 25.

DSR-2000 DVCAM Editing Recorder



The DSR-2000 is a highly flexible DVCAM studio deck designed for demanding ENG editing. It can playback all DV (25 Mbps) based formats, including two consumer DV formats (Standard and Long Play), as well as all types of DVCPR0 tape as an editing source, without any mechanical tape adapters. Equipped with audio/video pre-read editing and includes a Jog/Shuttle dial that allows two-machine editing. A SMPTE standard MPEG SDTI-CP interface option is available for the DSR-2000 to output an MPEG stream in addition to the optional i-LINK interface. This allows the DSR-2000 to seamlessly link to Betacam SX and other MPEG-based video equipment by means of SDI, i-LINK and MPEG SDTI-CP.

DSR-11 Compact DVCAM VTR




Compact desktop DVCAM recorder. This VTR provides a powerful and cost-effective option for NLE editing systems. Provides basic VTR features, along with an i-LINK (IEEE1394) interface and is compatible with both NTSC and PAL color systems. Designed to be used in either a horizontal or vertical position: A footprint of only 2 3/4" in the vertical position.

- The DVCAM format uses 8-bit component digital recording at 25 Mbps, with Intra-frame 5:1 compression. 500 lines of resolution and 4:1:1 color sampling. A 15 micron track pitch provides superior picture quality, superb multi-generation capability and production flexibility. Two 1/4" ME cassette sizes are available: Standard and Mini.
- Plays and records either a DVCAM format signal or a DV format signal. • Both Mini and Standard size cassettes can be used with the DSR-11 without the need of an adaptor

- Play or record in either the NTSC or PAL color systems.
- Equipped with a 4-pin i-LINK (IEEE-1394) interface, for lossless transfer of digital video and audio information with other IEEE-1394 equipped devices. The single 4-pin i-LINK cable can be connected to MAC or PC based NLE systems or to another VTR for degradation-free editing.
- DV EE (electronics to electronics) Out: Analog input signals can be converted into digital signals, and can be simultaneously output from the i-LINK interface.

UVW-1200/UVW-1400A Betacam SP Player • Player/Recorder



The UUV-1200 and UUV-1400A are non-editing VCRs which deliver Betacam SP quality and offer features for a wide range of playback and recording applications. RGB and RS-232 interface make them especially ideal for large screen, high quality video presentation, scientific research and digital video environments.

- Ideally suited for work in computer environments, because RGB signals can be converted into component signals and vice versa with minimum picture degradation.
- 25-pin serial interface allows external computer control of all VCR functions based on time code information. Band rate can be selected from between 1200 to 38,400 bps.
- Built-in Time Base Stabilizer (TBS) locks sync and subcarrier to an external reference signal as well as providing stable pictures. High quality digital dropout compensator further ensures consistent picture performance.
- Equipped with two longitudinal audio channels.

- Auto repeat of entire or a specific portion of the tape.
- Built-in character generator can display VTR status, time code, self-diagnostic messages, set-up menu, etc.
- Both read LTC Time Code) and UB (User Bits). The UUV-1400A also generates LTC and UB (Free-Run/Rec-Run).
- Control of jog, shuttle, playback, record, pause, FF and REW with the optional SVRM-100A Remote Control Unit.
- Composite and S-Video as well as component via BNCs which are switchable to RGB output. The UUV-1400A has two switchable sync connectors and a Sync on Green.
- Built-in diagnostic function and hour meter.

UVW-1600/UVW-1800 Betacam SP Editing Player • Betacam SP Editing Recorder

The UUV-1600 and UUV-1800 are the other half of the UUV series. They offer the superiority of Betacam SP with sophisticated editing features. They feature an RS-422 9-pin interface, built-in TBCs and Time Code operation. inputs/outputs include component, composite and S-Video. All the features of the UUV-1200/1400A PLUS—

- Optional BVR-50 allows remote TBC adjustment.
- Two types of component output: via three BNC connectors or a Betacam 12-pin dub connector.
- RS-422 interface for editing system expansion.
- Frame accurate editing is assured, thanks to sophisticated servo control and built-in time code operation.

PVM-14M2U/14M4U & 20M2U/20M4U 13-inch and 19-inch Production Monitors

Sony's best production monitors ever, the PVM-M Series provide stunning picture quality, ease of use and a range of optional functions. They are identical except that the "M4" models incorporate Sony's state-of-the-art HR Trinitron CRT display technology and have SMPTE C phosphors instead of P22.

- HR Trinitron CRT enables the PVM-14M4U and 20M4U to display an incredible 800 lines of horizontal resolution. The PVM-14M2U and 20M2U offer 600 lines of resolution. M4 models also use SMPTE C phosphors for the most critical evaluation of any color subject.
- Dark tint for a higher contrast ratio (black to white) and crisper, sharper looking edges.
- Each has two composite, S-Video and component input (R-Y/B-Y, analog RGB). For more accurate color reproduction, the component level can be adjusted according to the input system. Optional BKM-101C (video) and BKM-102 (audio) for SMPTE 259M serial digital input.
- Beam Current Feedback Circuit
- 4/3/16/9 switchable aspect ratio.
- True multi-system monitors they handle four color system signals: NTSC, NTSC 4.43, PAL & SECAM.
- External sync input and output can be set so that it will automatically switch according to the input selected.
- Switchable color temp: 6500K (broadcast), 9300K (pleasing picture), User preset. (3200K to 10000K).
- Blue gun, underscan and H/V delay capability



PFM-42B1 Flat Panel Plasma Display Monitor



Flat Panel AC plasma display monitors are used where space and aesthetics are a major consideration. They accept and automatically detect computer and video signals ranging from NTSC to HDTV and VGA to UXGA.

- 42-inch screen
- 1024 x 1024 pixel display, with a 160° viewing angle
- Aspect ratios from standard 4:3 to widescreen 16:9
- Accommodate DVD presentations and widescreen broadcasts
- Advanced scan converter reproduces digital video signals (including SDTV, and HDTV) & UXGA computer signals
- 3.25" thick & weighs 65.5 lbs.

PROFESSIONAL VIDEO TAPES

QUICK DIAL 71		QUICK DIAL 72	
Professional Grade VHS			
PG-30	2.29	PG-60	2.39
PG-120		2.51	
Broadcast Grade VHS Box			
BGR-30	3.49	BGR-60	3.99
BGR-120		4.61	
H4715 S-VHS Double Coated			
ST-30	6.99	ST-60	7.49
ST-120		7.91	
M221 H8 Double Coated			
Metal Particles		Metal Evaporated	
P630HMP	4.49	E630HME	7.61
P660HMP	6.29	E660HME	10.41
P6120HMP	8.49	E6120HME	13.91
M321SP Metal Betacam (Box)			
05S	10.99	10S	11.99
20S		12.91	
30S	13.99	60L	20.99
90L		32.91	
0P121 DVC PRO			
12M (Med)	7.49	23M	8.79
33M		10.91	
63M	19.99	66L	22.51
94L		39.91	

maxell

Broadcast Quality Hi8 Metal Particle			
P6-30 HM BO	5.39	P6-60 HM BO	6.01
P6-120 HM BO		7.91	
P/1 PLUS VHS			
T-30 Plus	1.69	T-60 Plus	1.99
T-120 Plus		2.01	
T-160 Plus	2.19	T-180 Plus	2.61
HX3-PLUS VHS (Box)			
HXGT-60 Plus	2.69	HXGT-120 Plus	2.91
HXGT-160 Plus		3.91	
BQ Broadcast Quality VHS (Box)			
T-30 BO	3.89	T-60 BO	3.99
T-120 BO		5.91	
BQ Professional S-VHS (In Box)			
ST-31 BO	6.79	ST-62 BO	6.91
ST-126 BO		13.91	
Betacam SP			
B30MSP	13.49	B60MLSP	19.99
B90MLSP		27.91	

Panasonic

Mini DV Tape			
AY DVM-30	6.49	AY DVM-30 (10 Pack)	ea. 5.99
AY DVM-60	6.99	AY DVM-60 (10 Pack)	ea. 6.49
AY-DVM80	12.99	AY-DV123EB	20.91
DVCPRO			
AJ-P12M (Medium)	7.99	AJ-P24M	9.91
AJ-P33M	11.49	AJ-P66M	19.49
AJ-P66L (Large)	20.99	AJ-P94L	29.91
AJ-P126L	38.91		38.91

SONY

Hi-8 Professional Metal Video Cassettes			
P6-30 HMPX	4.79	E6-30 HMEAD	6.91
P6-60 HMPX	6.91	E6-60 HMEAD	9.91
P6-120HMPX	8.91	E6-120HMEAD	13.91
PR Series Professional Grade VHS			
T-30PR	2.39	T-60PR	2.59
T-120PR		2.79	
BA Series Premier Hi-Grade Broadcast VHS (In Box)			
T-30BA	2.39	T-60BA	4.19
T-120BA		4.91	
MQ Master Quality S-VHS (In Box)			
MOST-30	7.49	MGST-60	7.69
MOST-120		7.91	
BR3 3/4" U-matic Broadcast Standard (In Box)			
KCS-10 BR3 (mini)	8.99	KCS-20 BR3 (mini)	9.91
KCA-10 BR3	8.99	KCA-20 BR3	9.49
KCA-30 BR3	10.69	KCA-60 BR3	14.91
XBR 3/4" U-matic Broadcast Master (In Box)			
KCS-10 XBR (mini)	9.79	KCS-20 XBR (mini)	11.29
KCA-10 XBR	10.29	KCA-20 XBR	11.79
KCA-30 XBR	13.29	KCA-60 XBR	17.39
BCT Metal Betacam SP Broadcast Master (In Box)			
BCT-5M (small)	10.99	10 Pak/Ea.	50 Pak/Ea.
BCT-10M (small)	11.49	10.29	9.79
BCT-20M (small)	12.99	11.49	10.91
BCT-30M (small)	13.49	12.49	11.91
BCT-30ML	13.49	11.89	
BCT-60ML	20.99	19.99	18.91
BCT-90ML	30.99	28.99	27.91

PDV Mini Series Professional DVCAM Tape (w/memory chip)			
(1) (10) Ea		(1) (10) Ea	
PDMV-12ME	14.49	PDMV-22ME	15.19
PDMV-32ME	15.49	PDMV-40ME	16.91
PDV Series (Standard) Professional DVCAM Tape			
PDV-34ME	24.99	PDV-34N	20.99
PDV-64ME	27.99	PDV-64N	24.99
PDV-94ME	32.99	PDV-94N	29.99
PDV-124ME	38.49	PDV-124N	32.99
PDV-184ME	46.49	PDV-184N	39.99
Mini DV Tape			
DVM-30EXM w/Chip	12.79	DVM-60EXM w/Chip	16.91
DVM-30EX "No Chip"	11.99	DVM-60EX "No Chip"	12.91
DVM-30PR "No Chip"	7.99	DVM-60PR "No Chip"	9.71
Full Size DV Tape with Memory Chip			
DV-120MEM	24.99	DV-180MEM	26.91

VIDEO and PRO AUDIO




TO INQUIRE ABOUT YOUR ORDER:
 800 221-5743 • 212 239-7765
 OR FAX 24 HOURS:
 800 947-2215 • 212 239-7549

420 Ninth Ave.
 (Bet. 33rd & 34th St.)
New York, N.Y. 10001



COMPUTER VIDEO EDITING




Authorized Reseller



G4/Final Cut Pro Complete Video Editing Systems


Good System	Great System	Best system	DVD Authoring system
<ul style="list-style-type: none"> Includes: • Apple G4/466 Computer • Final Cut Pro version 2 editing software • Total of 256MB of memory • 60GB of ATA/100 storage • CD-RW rewritable CD writer • Final Cut Tutorial CD • Mitsubishi Diamond Pro 2060 22" Monitor • Apple Care-three year warranty • Complete System integration and testing 	<ul style="list-style-type: none"> Includes: • Apple G4/533 Computer • Final Cut Pro version 2 editing software • 60GB of ATA/100 storage • Total of 256MB of memory • CD-RW rewritable CD writer • Artel Boris Graffiti CG Program • Final Cut Tutorial CD • Mitsubishi Diamond Pro 2060 22" Monitor • Apple Care-three year warranty • Complete System integration and testing 	<ul style="list-style-type: none"> Includes: • G4/533 DUAL Processors • Final Cut Pro 2 Editing Software • 150GB (2x75) of ATA/100 storage • Sonnet Tempo Raid 66 IDE Controller • ATI Rage Orion dual display card • Total of 256MB of memory • Artel Boris Graffiti CG Program • Final Cut Tutorial CD • 2 Mitsubishi Diamond Pro 2060 22" Monitors • CD-RW writer • Apple Care-three year warranty • Complete System integration and testing 	<ul style="list-style-type: none"> Includes: • G4 with 733 MHz Processor, 60GB Hard Drive. • DVD-R/CD-RW SuperDrive • Total of 512MB of memory • Built-in Gigabit Ethernet • 150GB (2x75) of IBM ATA/100 storage • Sonnet Tempo Raid 66 IDE Controller Card • Matrox RTMac Realtime Capture Card • Final Cut Pro 2 Professional Editing Software • Apple DVD Studio Pro DVD authoring software • 2 Mitsubishi Diamond Pro 2060 22" Monitors • Artel Boris FX 5.0 Software • Post-Op iMedia Keyboard • Artel Boris Graffiti Character Generator Software • Pinnacle upgrade to Commotion DV 3.1 • Apple Care-three year warranty
\$4,599.95	\$5,299.95	\$7,599.95	\$10,999.95



Digital Video Solutions

RTMac Realtime Editing for Mac G4 & Final Cut Pro

Matrox RTMac brings realtime power and creative freedom to Apple Final Cut Pro users. A Matrox RTMac in your Apple Power Mac G4 lets you work with three layers of video and graphics in real time and create broadcast-quality effects instantly — NO RENDERING! Fully optimized for Final Cut Pro and seamlessly integrates into Power Mac G4 computers. Realtime creativity Realtime editing lets you experiment to your heart's content. There's no penalty for changing your mind. Try out any number of different effects and transitions. View them instantly on your computer and video monitors simultaneously. Get exactly the look you want every time.



\$999.95



CineWave Uncompressed Editing for Final Cut Pro

Revolutionary non-linear editing package that delivers the power of true uncompressed video with Apple's Final Cut Pro. Using Pinnacle's new HUB3 video processor, the CineWave combines infinite layering, incredible effects, advanced compositing tools and accurate motion tracking with all the major video formats in compressed or uncompressed video. Based on the new dual processor Apple G4's, CineWave delivers the worlds first scaleable desktop video system capable of outputting both Standard Definition and High Definition simultaneously.



Breakout Analog (Betacam).....	879.00	SDI (CCR601).....	879.00	from \$4,499.95
Boxes HD (1080i/1080 24P/7021).....			9,499.00	



Digital Video Solutions

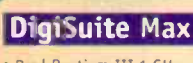
DigiSuite LX MAX

important benefits to streamline editing workflow and let users deliver in record time on tape, CD, DVD, and the web.

- Advanced realtime effects layering on video and graphics
- Realtime broadcast-quality 3D digital video effects powered by Matrox Flex 3D curls, distortions, and perspective effects with drop shadows, soft edges and borders.
- Native-DV and 50-Mbps MPEG-2 editing
 - DV (IEEE-1394 component), Y/C and composite support
 - Optional SDI and AES/EBU add on module
- Realtime MPEG-2 encoding for DVD authoring
- Accelerated MPEG-1 encoding for multimedia and Video CD authoring

Includes: Adobe premiere, Inscrber Character Generator, Ligos LSX MPEG, Pixelan Video SP Lite, and Sonic Solutions DVDIt! SE






Digital Video Solutions

DigiSuite Max Turnkey System

- Dual Pentium III 1 GHz processor • 300 watt Full tower
- Asus CUSL2 motherboard • 3.5" floppy
- 48X CD ROM Drive • DigiSuite LX Max
- IBM 40GB System drive • Windows 2000
- PNY 512MB SDRAM memory
- Matrox G450 Dual Display Card
- Adaptec 29160 LVD-160 SCSI Card
- Seagate 73GB LVD-160 SCSI Drive
- 102 Button Keyboard
- Microsoft Trackball mouse
- Adobe Premiere 6.0 Editing Software
- 19" Mitsubishi Diamond Plus Monitor
- 90 day Free Tech Support
- Fully assembled and tested



\$7,995.00



Xpress DV 2.0 Powerful Video Editing Tools

Avid Xpress DV software combines powerful video and audio editing tools, digital mastering, and extreme ease of use. Captures and edits DV video, adds effects, mixes audio, and outputs over IEEE1394 Fire/Wire. Or transcodes the content to all major new media formats. MPEG-1 (for CD-R) MPEG-2 (for DVD-ROM) QuickTime or AVI for computer based presentations or for streaming on the web. As a member of the Avid Xpress Family, The Xpress DV 2.0 offers the same Avid graphical user interface (GUI) used in the very high-end avid products. powerful audio and video tools. • Dual monitor support • New audio features • Improved nesting • Sonic AuthorScript • Customizable UI, keyboard and command palate.

\$1,499.95



Xpress Workstation Workstation Bundle

- Pentium 4 Processor at 1.4 GHz
- 128mb/256mb RIMM (RDRAM) memory
- Matrox G450 32mb Graphics Card
- 40GB ATA100 IDE (7200 RPM) System Drive
- 75GB ATA100 IDE (7200 RPM) AV Drive
- 48X IDE CD ROM Drive • 3.5" Floppy Drive
- Windows 2000

Xpress DV software loaded and tested


Super Special!

Precision 330 Workstation
 1.4 GHz Processor, 256mb RDRAM **\$3,499**




Shown with optional Monitor

Express DV on Dell Precision Workstations



Portable Solutions Portable NoteBook Outfit



- Dell Latitude C600 Pentium III 750 MHz Processor
- 256mb memory
- 14.1" Active Matrix TFT screen
- 20GB system drive
- 75GB Extenal AV Drive
- LowePro Carry Case

• Xpress DV software loaded and tested **\$4,999.95**

Upgrade to Avid Express DV v2 Power Pack (\$4200 Value) Additional software to above outfit including Avid ePublisher Companion, Pinnacle Commotion DV 3.1, Knoll Light Factory AVX, DVDIt! SE, Stabilize Effect AVX, DV Filmaker's ToolKit with purchase of any outfit\$1,900

The Knowledge You Need For The Tools You Use

Introducing

Including

Chance to win a FREE Xpress DV visit www.avidworldeast.com

Mindshare Ventures & Future Media Concepts present:



October 7-10, 2001
New Yorker Hotel, NYC

The Education and Networking Mecca for Editors and Sound Pros

Hone your skills and enhance your creativity by utilizing Avid technology. Learn to unleash the full potential of Avid's tools - **Media Composer, Symphony, Avid I DS, Xpress DV, Unity, AvidProNet Review & Approval** and **Digidesign's Pro Tools**. Sessions presented by the nation's leading Avid Certified Instructors and Avid editors - featuring Guest Celebrity Editors from film, TV and music industries.

70 Sessions in All:

- Media Composer power techniques
- Pro Tools power techniques
- Finishing techniques for Composer and Symphony
- Technical troubleshooting for editors
- Graphics and special effects
- Video compression and streaming
- DVD authoring
- DS editing and compositing
- Editing and shooting HD
- Bluescreen and tracking techniques
- Working with After Effects, Photoshop, Boris FX and various plug-ins



DV Format and its uses
HD and Digital Cinematography
Interactive TV
New workflows in a connected world

"The Next Gig" Soiree - A networking and career night for digital media pros

Produced by:

In co-operation with:



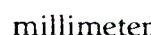
For more info and to register - www.avidworldeast.com

Limited sponsorships available - call Guy Epstein at 212.645.8140 x24.

Primary Media Sponsors:



Media Sponsors:





When you're delivering a marketing message, success depends on hitting your target audience.

With over 4.5 million subscriber names from 83 trade specific publications, Primedia Business Direct lists offer targeted audiences with detailed consumer information. The majority of our lists are BPA or ABC audited, providing you with the most current data available.

Find out how Primedia Business Direct can meet your mailing and e-messaging needs, to make your next promotion a success.

PRIMEDIA
Business Direct

866-226-4018

www.primediabusinessdirect.com

The GALLERY

HORITA
Sure, we could build a sunroof into our SCT-50, but do you really need one?



The Simple Way to Add Titles/Captions & Time/Date to Video - SCT-50 - \$329

- ✓ Stand alone or RS232 controlled "Industrial CG" adds up to 9 lines of 20 characters each of *text/symbols*. Change size, contrast, background, position, etc.
- ✓ Time display can include tenths of seconds.
- ✓ Individual or group control of up to 99 units using a single RS232 port.
- ✓ Includes easy to use DOS "pop-up" screen editor that maintains 100 separate screens.
- ✓ Battery backed-up internal clock-calendar.

Unconditionally Guaranteed

HORITA
Stuff You Can Use™

Performance • Quality • Reliability • Simplicity

Contact your local video dealer or call (949)489-0240 www.horita.com

Circle (182) on Free Info Card

Everything Depends on the Way You **Start**

So start delivering affordable, reliable video content with the **PowerVu Plus™ Originator™ Encoder**

- Secure broadcast applications — PowerVu® CA and BISS
- Multichannel systems — On-board mux
- Data broadcasting
- Built-in color video monitor
- 2U profile — ideal for SNG or Contribution Feeds

More affordable. More reliable. More powerful. Easy to use.



Want MORE?

Call 770.236.6190
www.scientificatlanta.com



Scientific Atlanta
Bringing the Interactive Experience Home.

Circle (181) on Free Info Card

OTLighting
Tower Lighting Specialists
www.otlighting.com



OTL
EXTRA LONG LIFE TOWERS LAMPS

GUARANTEED FOR 50,000 HOURS.

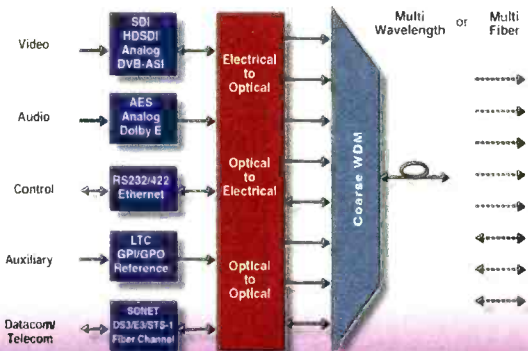
THE LAMPS CAN SAVE YOU THOUSANDS OF DOLLARS.

1-800-647-9110
43, Durkee Street, Office 719
Plattsburg, N.Y., 12901
Developed in conjunction with **OSRAM SYLVANIA**

Circle (180) on Free Info Card

Optical Transport of All your Signals on ONE PLATFORM!

Evertz's fiber product line consists of a comprehensive set of fiber optic conversion and transport products for video, audio, control, datacom and telecom signals. A new Facility Link Platform has been designed to handle the complex requirements of current and future fiber optic transport for professional video applications.



Evertz 7700 Facility Link Platform

- Video + Audio + Control + Tally + LTC + Datacom + Telecom
- Analog (NTSC, PAL) or Digital Video (SDI, HD SDI, DVB-ASI, 310M)
- Embedded or Separate Analog or AES Audio
- Short Haul and Long Haul Optics
- Multi-Wavelength (up to 8) on One Fiber or Multiple Fibers
- Economic expansion with TDM or CWDM (up to 32 SDI on 1 fiber)
- Uni-directional or Bi-directional Video and Audio
- Fully Bi-directional RS-232/422, Datacom and Telecom Signals
- All cards 100% hot swappable
- Broadcast Quality
- VistaLINK™ Remote Monitoring and Control (SNMP Compliant)

5288 John Lucas Drive
Burlington, Ont Canada L7L 5Z9

Tel: 1-905-335-3700 Fax: 1-905-335-3573 www.evertz.com

Circle (183) on Free Info Card

TALLY MAPPER™

- ◆ Tally Routing & Mapping
- ◆ One Button Operation
- ◆ Store Maps Internally
- ◆ Edit From a PC/Laptop



A Compact Solution,
Ideal for Mobile Units and
Multiple Production Setups.

Videoframe™

Control System Solutions
Tel: 530-477-2000

www.videoframesystems.com

Circle (184) on Free Info Card

Broadcast Connectors

No Minimums No Waiting

ICC is an authorized distributor for the world's finest audio & video broadcast connectors.

Order on-line at
www.broadcastconnectors.com



Amphenol RF

TROMPETER

Call 800-795-7689 today or
fax your request to 856-722-9425.

we've got 'em all!!



Interstate Connecting Components, Inc.

Circle (185) on Free Info Card

Interested in Nonlinear Editing?

For FREE access to highly valuable information simply visit The NLE Buyers Guide at www.NLEguide.com

The NLE Buyers Guide still offers comprehensive technical and operational information on turnkey nonlinear editors, stand alone NLE appliances, card and/or software packages, and disk recorders/servers aimed at editing, but now you can:

- BROWSE our database of over 200 NLE products.
- SEARCH for specific products by application, type, host platform, video input/output, cost range, manufacturer or name.
- KEEP UP TO DATE via our free monthly newsletter. The NLE Buyers Guide @ NLEguide.com is a SYPHA publication.

Simply visit
<http://www.NLEguide.com>


The

GALLERY

MATCH IT!!

HENRY ENGINEERING

503 Key Vista Drive
Sierra Madre, CA 91024 USA
TEL (626) 355-3656 FAX (626) 355-0077
FAX-on-Demand Doc #102 (626) 355-4210
<http://www.henryeng.com>



Twinmatch is the "one-way Matchbox" that's perfect for matching unbalanced CD players and other "play-only" devices. There are *four channels* of -10 to +4 conversion, so you can match *two* stereo CD players with *one* Twinmatch! Direct-coupled circuitry and lots of headroom for absolute sonic transparency.



We Build Solutions.

Circle (186) on Free Info Card

Classifieds

Services



Reflections IN Video

RIV ENGINEERING

WWW.RIVENGINEERING.COM

SALES@RIVENGINEERING.COM

SYSTEMS INTEGRATION ENGINEERING & SERVICE SINCE 1978

6910 HAYVENHURST AVE, SUITE 100
VAN NUYS, CA 91406

818.787.4552

The Solutions Provider

Circle (187) on Free Info Card

Professional Services

JOHN H. BATTISON P.E.
CONSULTING BROADCAST ENGINEER,
 FCC APPLICATIONS AM, FM, TV, LPTV
 Antenna Design, Proofs, Fieldwork
 2684 State Route 60 RD #1
 Loudonville, OH 44842
 419-994-3849 FAX 419-994-5419

NETCOM
 STATE OF THE ART ENGINEERING
 FOR AUDIO AND VIDEO
 ENGINEERING DESIGN • CAD DRAFTING SERVICES
 CABLE FABRICATION • PRE-WIRED PATCH PANEL RACKS
 SYSTEM INSTALLATIONS • EQUIPMENT SALES
(201) 837-8424
 FAX: (201) 837-8384
 1465 PALISADE AVE., TEANECK, NJ 07666

**Why not run your
 business card here?**
Only \$172 per insertion.
Frequency discounts available.
Call 800-896-9939

GILMER & ASSOCIATES, INC.
 TECHNOLOGY / MANAGEMENT CONSULTANTS

BRAD GILMER
 PRESIDENT

2207 RINGSMITH DR.
 ATLANTA, GA 30345
 TEL (770) 414-9952
 FAX (770) 493-7421
 EMAIL: bgilmer@atlnet.com

D.L. MARKLEY
 & Associates, Inc.
CONSULTING ENGINEERS
 2104 West Moss Ave.
 Peoria, Illinois 61604
 Phone (309) 673-7511 • FAX (309) 673-8128
 www.dlmarkley.com
 Member AFCCE

**Want more information
 on advertised products?**
**Use the Reader
 Service Card.**

Classifieds For Sale

Rates

www.bcs.tv
**We Buy
 Trade
 Consign
 & Sell**
**The Best New &
 Used Broadcast
 Video Equipment
 In The World**

Most Equipment is Warranted, Parts & Labor

BCS
**BROADCAST
 STORE**

LOS ANGELES
818.551.5858

NEW YORK
212.268.8800

MIAMI
305.266.2112

Go With The Best
 e-mail: sales@bcs.tv

WhisperRoom INC.
 SOUND ISOLATION ENCLOSURES

Vocal Booths
 Broadcast Booths
 etc...

PH: 423-585-5827
 FAX: 423-585-5831
 E-MAIL: whisper@lcs.com
 WEB SITE:
 www.whisperroom.com
 116 S. Sugar Hollow Road
 Morristown, Tennessee 37813

AcousticsFirstTM
 Toll-Free
 Number: **888-765-2900**

Full product line for sound control
 and noise elimination.
 Web: <http://www.acousticsfirst.com>

Advertising rates in Broadcast Engineering are \$152⁰⁰ per column inch, per insertion, with frequency discounts available. There is a one inch minimum.

Ads may also be purchased By-The-Word for \$2.35 per word, per insertion. Initials and abbreviations count as full words. Minimum charge is \$50⁰⁰ per insertion. Frequency discounts and reader service numbers not available for by-the-word classified space.

To reserve your classified ad space, call Jennifer Shafer at 1-800-896-9939 or 913-967-1732
 Fax: 913-967-1735
 e-mail: jshafer@intertec.com

Classifieds Services

ROHDE & SCHWARZ
 Service & calibration of broadcast test & measurement equipment, analog & digital. For information call our toll free number: 1-877-438-2880

DIGITAL DISTRIBUTION AMP.
1 IN 4 OUT

- High Quality
- Low Cost
- Mini Pack
- Mounting Ears

\$285.00


GMZ Electronics.com
 866.269.8442
 email@gmzelectronics.com



Broadcast ENGINEERING
 THE JOURNAL OF DIGITAL TELEVISION

Jennifer Shafer
 1-800-896-9939
 Classified Advertising Manager

**Invest your
 advertising dollars
 where your
 prospects invest
 their time...**



Broadcast ENGINEERING

Classifieds

Equipment Rental

RENT Avid[®]

Delivered. Anywhere.

**MEDIA COMPOSER[®]
& DRIVE RENTALS**

800.800.1361

**MOVING
PICTURE**
1997-2001

Classifieds

For Sale

Studio Exchange

Maximum Flexibility in a Compact Unit



DSR-1500

Broadcast Video Equipment—New & Used

Buy Sell Trade List On-line store Service

Phone -818-840-1351

Fax—818-840-1354

www.studio-exchange.com

SONY

Specialists

Circle (189) on Free Info Card

Classifieds

Help Wanted

BROADCAST MAINTENANCE ENGINEER:
Broadcast Engineer needed for National News Network in Washington DC. Extensive background in broadcast equipment maintenance. Team leader, minimal supervision, good communication skills, min 5 yrs experience. Digital knowledge a plus. Competitive salary and excellent Benefits. Fax resume, letter c/o Eng. Manager 202-515-2217. Email John.Cunha@turner.com

Classifieds

Help Wanted

BROADCAST MAINTENANCE ENGINEERS

NOW IS YOUR CHANCE TO WORK WITH THE LATEST TECHNOLOGY IN THE INDUSTRY!

CNN has an excellent opportunity for you to take your career to the next level. We are in search of Broadcast Maintenance Engineers with experience in digital audio and video production systems. You will play an integral role in the engineering of our 24-hour Cable News Networks.

CNN is a worker friendly environment that offers a competitive salary, continuing education and training. We offer excellent 401K matching, Braves/Hawks/Thrashers tickets, free AOL account, etc. Casual dress, 24 X 7 shift work, opportunities for advancement. Chance to train and work on the newest technology. A great company and a tremendous opportunity to work in the technology capital of the South!

Send Resumes to: David Costar, Technical Recruiter, cmn.engr.jobs@turner.com; 250 Williams St., Ste.1250, Atlanta, GA 30303

EMAIL PREFERRED, no phone calls please!



**THE WORLD'S
NEWS LEADER**

Candidate should have an Associate degree (or equiv.) in electronics and 4 years minimum experience as a Maintenance Engineer working in television. Computer and Networking skills, and a strong knowledge of TV systems are highly desirable. Must be able to perform electronic repair and maintenance to the component level. SBE Certification a plus!

DIRECTOR OF ENGINEERING: KVBC-TV, Las Vegas is just completing an all-digital, fully automated facility and is seeking an experienced technical manager to oversee all broadcast operations and maintenance. Applicants should possess substantial experience in broadcast engineering including maintenance, production, operations, design, and installation. Knowledge of physical plant construction and systems as well as applicable laws and regulations necessary. Interested applicants should possess excellent verbal and written communications skills and should have prior experience in budgeting and capital planning. We offer a competitive wage and a benefits package. Apply in person at, mail resume to, or e-mail resume: KVBC, Channel 3, 1500 Foremaster Lane, Las Vegas, NV 89101. NO PHONE CALLS PLEASE Hr@kvbc.com E.O.E.

TV ASSISTANT CHIEF ENGINEER: Immediate opening for an experienced Broadcast Engineer. Minimum of five years hands-on experience. FCC license. Must have strong electronic and mechanical troubleshooting skills. Knowledge should include UHF transmitters and studio equipment including switchers, cameras, audio boards, and U-matic, Betacam, 1-inch and DVCPRO videotape recorders. Experienced in audio, video and network wiring and equipment installation. Show have Windows PC hardware and software knowledge. Send resume with salary requirements to: Chief Engineer, WTVZ - WB 33, 900 Granby Street, Norfolk, VA 23510. WTVZ is an Equal Opportunity Employer and Drug-Free Workplace

MAINTENANCE ENGINEER/SNV: Ability to maintain studio and transmitter electronic equipment according to manufacturers specifications, station policy and FCC regulations, and perform repairs to the component level, inspections, calibrations and adjustments so as to assure high standards of all audio and video signals. Ability to operate Satellite News Gathering Unit a must. Knowledge of FCC Regulations required. Valid Oklahoma Driver's License and FCC General Class license required. Send resume with salary history to: Kay Ashley, KFOR-TV, 444 E. Britton Rd., Oklahoma City, OK 73114. EOE

WTIC-Fox 61 and WTXB-WB 20, a Tribune Broadcasting Company, has an exciting opportunity for a **TRANSMITTER/RF MANAGER:** Requires 3-5 years hands-on maintenance of VHF/UHF transmitters, microwave, and building systems. This position is responsible for the day-to-day transmitter, microwave, and building maintenance, and compliance with FCC and OSHA rules. FCC General Class license and/or SBE Certification required. Please forward resume and salary requirements to: Human Resources, WTIC TV, One Corporate Center, Hartford, CT 06103 EOE M/F/V/D

WE PLACE ENGINEERS • TECHNICIANS

Employer Paid Fees - Confidential
20 Years Personal Service
All locations in the
USA, Canada and Mexico



KEYSTONE INT'L., INC.

Dime Bank, 49 S. Main St., Pittston, PA 18640 USA
Phone (570) 655-7143 • Fax (570) 654-5765

e-mail: mail@keystoneint.com

website: keystoneint.com

We respond to all

Employee & Employer Inquiries

ALAN CORNISH / MARK KELLY

0101

WPLG/TV 10 is looking for a television broadcast engineer with five years experience to supervise it's engineering maintenance department. Experience with studio RF and computer systems are essential. Send resume to D. Alline, WPLG - 3900 Biscayne Blvd, Miami, FL 33137 or email dalline@wplg.com. EOE. M/F/V/D.

NEWSROOM ENGINEERING TECHNICIAN: Seeking versatile technician with experience in component level maintenance and RF signal coordination. Responsibilities include repair of entire range of ENG equipment from cameras, recorders and transmitters, to van electronics, as well as coordination of live microwave signals for newscasts. Successful candidate will have several years experience in broadcast engineering environment. Experience in TV news and technical degree preferred. Shift will encompass nights and weekends. Mail resume and cover letter (no calls/faxes) to Brian C. Smith, Director of News Engineering & Technology, WPVI-TV, 4100 City Ave., Suite 800, Philadelphia, PA 19131 EOE

CHIEF ENGINEER: Trinity Broadcasting station. Experienced in maintenance of UHF transmitter, studio systems as well as personnel supervision and training. SBE certification a plus. Send resumes to Ben Miller. Mail: P. O. Box C-11949, Santa Ana, CA 92711; E-mail: BMILLER@TBN.ORG; Fax: 714/665-2101. M/F EOE.

WTXL-TV (ABC) has an immediate opportunity for a "CAN DO" Chief Engineer. The qualified candidate must have great communication skills and the ability to work with other departments. This individual must possess an FCC License. Our Station is headed into the Digital Phase and we need someone to lead the way. Our format is DVC-Pro and we're firing commercials from a new Digital ASC/Leitch video server. If you want to live in Sunny Florida, this could be your chance. Please rush your resume to [Denis LeClair](mailto:Denis.LeClair@WTXL.com) VP/GM WTXL-TV 7927 Thomasville Road Tallahassee, FL 32312 fax (850)668-0423, e-mail DLeClair@WTXL.com EOE

Broadcast ENGINEERING

www.broadcastengineering.com

EDITORIAL

Brad Dick, *Editorial Director*
Jerry Walker, *International Editor*
Jim Saladin, *Senior Associate Editor*
Laura Collins, *Associate Editor*
Nancy Inwood, *Assistant Editor*

ART

Robin Morsbach, *Art Director*
Michael J. Knust, *Senior Art Director*

TECHNICAL CONSULTANTS

Brad Gilmer, *Computers & Networking*
John H. Battison, P.E., *Antennas/Radiation*
Michael Robin, *Digital Video*
Donald L. Markley, *Transmission Facilities*
Harry C. Martin, *Legal*
Larry Bloomfield, *News Technology Editor*
Paul McGoldrick, *Industry Watcher*

BUSINESS

John Torrey, V.P. *Entertainment Division*
Dennis Triola, *Group Publisher*
Jennifer Weir, *Publishing Director*
Sonja Shaffer, Sr. *Advertising Coordinator*
Mary Mitchell, *Classified Ad. Coordinator*
Sherri Gronli, *Corporate Circulation Director*
Gayle Hutchens, *Circulation Manager*
PRIMEDIA Business Magazines & Media
Timothy M. Andrews, *Chief Executive Officer*
Ron Wall, *President*
Jack Condon, *Chief Operating Officer*
John Skeels, *President, Corporate Services*
Stephanie Hanaway, *Dir. of Marketing*
PRIMEDIA Business to Business Group
David G. Ferm, *President/CEO*
Craig Reiss, *Chief Creative Officer*
PRIMEDIA Inc.
Tom Rogers, *Chairman and CEO*
Charles McCurdy, *President*
Beverly C. Chell, *Vice Chairman*

MEMBER ORGANIZATIONS

Sustaining Members of:

- Acoustical Society of America
 - Society of Broadcast Engineers
 - Society of Motion Picture and TV Engineers
- Member, American Business Media
Member, BPA International
Affiliate Member,
International Teleproduction Society



BROADCAST ENGINEERING is edited for corporate management, engineers/technicians and other management personnel at commercial and public TV stations, post-production and recording studios, broadcast networks, cable, telephone and satellite production centers and networks.

SUBSCRIPTIONS: Non-qualified persons may subscribe at the following rates: United States and Canada; one year, \$65.00. Qualified and non-qualified persons in all other countries; one year, \$80.00 (surface mail); \$145.00 (air mail). Subscription information: P.O. Box 12937, Overland Park, KS 66282-2937.

Photocopy authorization for internal or personal use is granted by Primedia Business, provided that the base fee of U.S. \$2.25 per copy, plus U.S. \$00.00 per page is paid directly to Copyright Clearance Center, 222 Rosewood Dr., Danvers, MA 01923. The fee code for users of the Transactional Reporting Service is ISSN 0361-0942/2001\$2.25+00.00. For those organizations that have been granted a photocopy license by CCC, a separate system of payment has been arranged. Prior to photocopying items for classroom use, contact CCC at (978)750-8400. For large quantity photocopy or reprint requirements contact Reprint Management Services, (717)399-1900. For microfilm copies call or write Bell & Howell Info., 300 N. Zeeb Rd., P.O. Box 1346, Ann Arbor, MI 48106-1346. Phone: (313)761-4700 or (800)521-0600.

PRIMEDIA

Business Magazines & Media

©2001, PRIMEDIA Business Magazines & Media Inc. All rights reserved.

	Page #	Reader Service#	Advertiser Hotline	Website Address
AJA Video	90	149	530-274-2048	aja.com
Anton/Bauer	51	131	800-422-3473	antonbauer.com
Audio Engineering Society	119		212-661-8528	
Avid Technology	45	128	800-949-2843	avid.com
Avid World Trade Show	126		212-645-8140	
Axon Digital Design	43	127	314-241-4500	axon.nl
Barconet	35	120	770-590-3600	barconet.com
Belden	55	136	800-BEL-DEN4	belden.com
Bexel Corp.	89	148	800-842-5111	broadcastvideogear.com
B&H Photo-Video	122-125	168	212-239-7500	bnhphotovideo.com
Broadcast Microwave Services	60	172	619-560-8601	bms-inc.com
Broadcast Store	130	188	818-551-5858	broadcaststore.com
Calrec Audio Ltd.	69	143	142-284-2159	calrec.com
Charter/ABS	85	146	404-351-9545	www.absvideo.com
Ciprico	33	118	763-551-4000	ciprico.com
DDB	100	170	580-444-2684	ddbunlimited.com
Dielectric	67	142	207-655-4555	dielectric.com
Digital Vision	98	155		digitalvision.se
Discreet Logic	47	129	800-869-3504	discreet.com
DK Audio	54	135	+454485 0255	dk-audio.com
Dolby Labs Inc.	17	110	415-645-5000	dolby.com
Domore, Inc.	100	171	219-293-0621	domoredo3.com
DTV	110		800-453-9621	dtvconference.com
ESE	64	165	310-322-2136	ese-web.com
Euphonix	15	109	650-855-0400	euphonix.com
Evertz Microsystems Ltd.	128	183	905-335-3700	evertz.com
Extron Electronics	21	112	714-491-1500	extron.com
Folsom Research, Inc.	83	145	888-414-7226	folsom.com
For.A Corporation of America	61	139	212-861-2758	for-a.com
Fujinon, Inc.	65	141	973-633-5600	fujinon.com
Grass Valley	81	144	800-998-3588	grassvalleygroup.com
Hamlet Video Int. Ltd.	38	122	310-457-4090	hamlet.us.com
Harris Corp./Broadcast Div.	3	104	800-4HARRIS	harris.com
Henry Engineering	129	186	626-355-3656	henryeng.com
Horita	127	182	949-489-0240	horita.com
IBC	103	158		ibc.org
I-Bus	93	151	888-307-7892	ibus-phoenix.com
Ikegami	59	138	201-368-9171	ikegami.com
IDX Technologies	46	176	310-891-2800	idxtek.com
Inscriber Technology	37	121	800-363-3400	inscriber.com
Intelligent Paradigm	91	150	847-413-1808	intelligentparadigm.com
Interstate Connecting	128	185	856-722-5535	
Itelco	59	138	303-464-8030	itelco-usa.com
Keywest Technologies	34	119	800-331-2019	keywesttechnology.com
KTech Telecommunications	31	117	818-361-2248	ktechtelecom.com
Leader Instruments Corp.	111	175	800-645-5104	leaderusa.com
Leitch Incorporated	BC	103	800-231-9673	leitchinc.com
Mackie Designs Inc.	7	105	800-258-6883	mackie.com
Mager Systems	112	166	623-780-0045	magersystems.com
Marconi Applied Tech. Inc.	105	113	914-592-6050	marconitech.com
Maxell Corp. of America	11	107	800-533-2836	maxellpromedia.com
Midas, An EVI Audio Co.	109	163	156-274-1515	
Miranda Tech. Inc.	9,87-106	147	514-333-1772	miranda.com
Modulation Sciences	99	156	800-826-2603	modsci.com
NetWork	113	167	631-928-4433	networkelectronics.com
O'Connor Engineering	63	140	714-979-3993	ocon.com
OTL	127	180	450-444-7009	otlighting.com
Panasonic Broadcast & Digital	5		800-528-8601	panasonic.com/broadcast
Prime Image Inc.	95	153	408-867-6519	www.primeimageinc.com
Radio TV News Dir. Assoc.	106	161	202-659-6510	rtnda.org/convention/2001.shtml
Reflections in Video	129	187	818-787-4552	
Rohde & Schwartz	42	126	301-459-8800	rsd.de
Rohn	107	162	309-697-4400	rohnnet.com
Ross Video Ltd	97	154	613-652-4886	rossvideo.com
Sachtler Corp.	23	173	516-867-4900	sachtler.de
Scientific-Atlanta, Inc.	127	181	770-236-6189	sciatl.com
Scopus Network Technologies	49	130	858-618-1600	scopususa.com
SeaChange	13	108	978-897-0100	schange.com
Sigma Electronics, Inc.	101	157	717-569-2681	sigmaelectronics.com
Snell & Wilcox Ltd.	28-29		408-260-1000	snellwilcox.com
Snell & Wilcox Ltd.	39	116	408-260-1000	snellwilcox.com
Snell & Wilcox Ltd.	41	125	408-260-1000	snellwilcox.com
Sony Recording Media	25	114	800-439-SONY	mediasony.com
Stagetec GMBH	27		115+49 954 5 440300	stagetec.com
Studio Exchange	131	189	818-840-1351	www.studio-exchange.com
Sundance Digital	120	164	972-444-8442	SundanceDigital.com
Sypha	128			www.NLEguide.com
S 2 One, Inc.	106	160	509-891-7362	s2one.com
Telecast Fiber Systems Inc.	26	169	508-754-4858	telecast-fiber.com
Telemetry, Inc.	40	124	201-848-9818	telemetryinc.com
Telex	19	111	877-863-4169	telex.com
TeraNex	53	133	407-517-1086	teranex.com
Trompeter Electronics	52	132	805-497-6400	www.trompeter.com
VideoFrame	128	184	530-477-2000	videoframesystems.com
Videssence	22	134	626-579-0943	videssence.tv
VideoTek, Inc.	IBC	102	800-800-5719	videotek.com
Wheatstone Corporation	IFC	101	252-638-7000	wheatstone.com
Winsted Corporation	57	137	800-559-6691	winsted.com
Zandar Technologies	94	152+353 1	2808945	zandar.com

WEST

Duane Hefner
5236 Colodny Ave., Suite 108
Agoura Hills, CA 91301
(818) 707-6476
FAX: (818) 707-2313
dnhefner@worldnet.att.net

EAST

Josh Gordon
335 Court Street, Suite #9
Brooklyn, NY 11231
(718) 802-0488
FAX: (718) 522-4751

EAST/MIDWEST

Joanne Melton
5 Penn Plaza, 13th Floor
New York, NY 10001
(212) 613-9709
FAX: (212) 563-3025
joanne_melton@intertec.com

INTERNATIONAL

Richard Woolley
Tony Chapman
P.O. Box 250
Banbury, Oxon OX16 8YJ U.K.
+44 (0) 1295 278407
FAX: +44 (0) 1295 278408
richardwoolley@compuserve.com

REPRINTS

Reprint Management Resources
(717)399-1900
FAX: (717)399-8900

JAPAN

Orient Echo, Inc.
Mashy Yoshikawa
1101 Grand Maison
Shimomiyabi-Cho 2-18
Shinjuku-ku, Tokyo 162, Japan
(3) +81 3235-5961
FAX: (3) +81 3235-5852

CLASSIFIED ADVERTISING OVERLAND PARK, KS

Jennifer Shafer
P.O. Box 12901
Overland Park, KS 66282
(800) 896-9939 (913) 967-1732
FAX: (913) 967-1735

LIST RENTAL SERVICES

Lisa Majewski
9800 Metcalf
Overland Park, KS 66212-2215
(913) 967-1872
FAX: (913) 967-1897

CUSTOMER SERVICE: 913-967-7107 OR 800-441-0294

BROADCAST ENGINEERING (ISSN 0007-1994) is published monthly (except semi-monthly in May and December) and mailed free to qualified persons by Intertec Publishing, 9800 Metcalf, Overland Park, KS 66212-2216. Periodicals with Ride-Along Enclosure postage paid at Shawnee Mission, KS, and additional mailing offices. Canada Post International Publications Mail (Canadian Distribution) Sales Agreement No. 0956295. POSTMASTER: Send address changes to *Broadcast Engineering*, P.O. Box 12902, Overland Park, KS 66282-2902. CORRESPONDENCE: Editorial and Advertising: 9800 Metcalf, Overland Park, KS 66212-2216 Phone: 913-341-1300; Edit. fax: 913-967-1905. Advert. fax: 913-967-1904. ©2001 by Intertec Publishing. All rights reserved.



Branding irons

BY PAUL MCGOLDRICK

Putting brand marks on products is as old as the complete history of manufacturing. Makers' marks have been added to just about everything that has involved humans; they have been carved into the beams of the roofing in homes and the edges of drawers in furniture, they have been signatures on pictures, and they have graced fine jewelry in the form of hallmarks. Even today we them: semiconductor design engineers add caricatures in silicon and automotive engineers placing text behind the seat cushions of a hand-made cars. But most brand marks are meant to be visible — they are boost ymarket recognition, making you better known.

When you see the name “General Electric” you understand that the business, at least initially, has something to do with electrical products. Some of the company's related operations also have names that are obvious in their activity, like the National Broadcasting Company (NBC). But what does a company like Avaya do? Has it built a brand name with a word that is apparently meaningless? If you are a customer of the company's communications products you are probably aware of the name, but if you are not it is probably unknown and completely non-descriptive.

The word “branding” has been coined, and there are now branding managers whose job it is to focus advertising to make their brand better known and recognized. But during the years that brand has been understood for its importance, we also have gone through some really silly corporate name changes that have thrown away the efforts of the few who focused on branding.

The rot started with United Airlines which started off as a three word company — United Air Lines (UAL) — a style that is still used internally for the parent corporation and on things like

the company's URL. But in 1987 (April 30) the company changed its name to Allegis. Whatever that name was supposed to mean (and at the time the company boasted that the name was invented by a computer) it was certainly not obvious to its customers. The name stuck for just over a year before the company regained its senses.

We have gone through some really silly corporate name changes that have thrown away branding efforts.

In electronics we have the same inexplicable changes being made. When Hewlett-Packard decided to make the printer manufacturing and sales part of its business a different entity to the rest of the company, it didn't re-brand that remaining business with something obvious. No, it gave the HP name away to the printers even though the company was founded on its test and measurement roots. I still twitch on hearing the Agilent name.

Or how about Agere? What is it? Why, it's Lucent's Microelectronics spin-off. It seemed bad enough losing the Bell Labs name to Lucent in the first place, but then you throw away those years of branding again? Bizarre. The crown jewels of Motorola — its semiconductor product sector — spun off as ON Semiconductor. Why?

Broadcasters also have begun name changing. Independent Television (ITV) started in competition with the BBC in 1955; under the authority of the Independent Television Association (ITA), franchises were awarded by geographical territory, with two franchises for London (one for weekdays, one for the weekend) so that the wealth would be spread about. Franchise renewal times were fraught with deals, lobbying and

threats. That didn't work, what with the expenses of expanding, and two players have become dominant — Carlton and Granada. Those are both highly recognized brand names.

Advertising revenues have plummeted in recent years and the expenses of DTV have been dramatic. A little known and singularly unsuccessful digital entertain-

ment channel was branded as ITV2 at its launch. Now the mainstream independent channels are being re-branded as ITV1, which will confuse a lot of people who have no knowledge of ITV2. To add to the pile of confusion, the digital DTV service, ONdigital, (owned by Carlton/Granada) will throw away the marketing it took to create that brand by renaming it ITV Digital. And its Internet on TV service will throw away its ONnet name to become ITV Active. The ITV Digital product name sounds like a DTV re-broadcast of ITV (1 or 2?), while the ITV Active product name sound more like an interactive service of some kind.

But while the public in the UK is being confused by those name changes, the British Post Office renames itself *Consigna*. Yes, branding created with the invention of the Penny Post is to become history. Why don't you Consigna (or, better yet, e-Consigna) me with your worst examples of re-branding, and maybe we'll revisit the topic in the future. ■

Paul McGoldrick is a freelance industry consultant based on the West Coast.



Send questions and comments to: paul_mcgoldrick@intertec.com



Thank you to all of our friends in the Television Industry!



We Are Here.



**WINNER
of SBE's
Technology
Award**



We, at Videotek, thank the television industry for recognizing our significant achievements! Having been honored with several prestigious awards for our advanced technology in Unattended Network Monitoring genuinely defines Videotek as the world leader in test and measurement. We are most grateful for your product suggestions and continued support.

- 2001 BE Pick Hit Award for the SQM!** SQM solves 24/7 signal quality monitoring concerns with real time alarm and logging.
- 2001 TV Technology Award for the STM-350!** The STM-35C streaming video unit extends user's ability to view real time waveforms, vector, video and audio displays.
- 1999 BE Pick Hit Award for the VTM-400HD!** The VTM-400HD extends the popular VTM series features with a High Definition platform.
- 1999 SBE Technology Award (Product of the Year) for the SpyderWeb!** The SpyderWeb software enables centralized monitoring and remote control of multiple VTMs.
- 1999 Emmy Winner for the VTM-200!** The VTM-200 displays waveform, vector and picture audio on a single SVGA.


So, find out for yourself what hundreds of leading broadcast facilities already know — when you need dependable Unattended Network Monitoring solutions — **WE ARE HERE.**

Call Videotek Today!



People Who Use Videotek Think Clearer.SM

Toll Free: 800-800-5719 www.videotek.com
Direct: 610-327-2292
Circle (102) on Free Info Card



There's a
better way to
go digital.

Talk to Leitch.
The people who invented the shared-storage news server.

Going digital is the buzz of the industry. Everywhere you hear promises of simultaneous access, content sharing and instant playout. It's true that an all-digital newsroom will help you beat the competition to air, tighten your on-air look, and at the same time lower your costs. But what are the risks?

With Leitch integrated news solutions, there aren't any. We pioneered Fibre Channel shared storage. And while the other guys are moving to adopt this architecture,



we've been refining its integration for years. So when we say "simultaneous instant access to all your news content, by your entire team", we're not kidding. No waiting to cut. No file transfers just before air. Ever. None.

Add our NEWSFlash™ playout-ready non-linear editor and integrated BrowseCutter™ desktop editing to the news server – that is also the most easily scalable for future interconnectivity – and taking your newsroom digital is no longer a leap of faith.

Leitch Integrated News Solutions. The way broadcast news should work.

Hong Kong +852 2776 0628 Canada +1 (416) 445 9640 USA East +1 (800) 231 9673 USA West +1 (888) 843 7004 Europe +44 (0) 1344 446000
Australia +61 (2) 9939 3355 Japan +81 (3) 5423 3631 Brazil +55 (11) 3151 5093 Latin America +1 (305) 512 0045

www.leitch.com
1-800-231-9673