

# Radio <sup>TM</sup>

THE RADIO TECHNOLOGY LEADER

## Recording audio in the field Portable, flexible, reliable



### IBOC end to end

10 steps to make the transition  
Page 18

### Facility Showcases

Inside MPR West  
Page 32

New designs for  
Clear Channel Cleveland



Page 44

### RF Engineering

RF amplifier basics  
Page 10

### FCC Update

A tech check for buying a station  
Page 14

### Field Reports

WQXR connects with APT  
Page 46

Liebert's  
climate-controlled rack  
Page 50

### New Products

New tools, new toys



Page 52

### Sign Off

The beginnings of satellite radio and digital carts  
Page 66



A PRIMEDIA Publication

extreme digital...  
from HARRIS

## Unleash The Power Of Extreme Digital Excitement.

Take your station to the digital edge of excitement with the full spectrum of Harris DAB solutions. Just contact us at [www.broadcast.harris.com](http://www.broadcast.harris.com) to learn how Harris can go to extremes for your business.

[www.broadcast.harris.com](http://www.broadcast.harris.com) • 1.800.622.0022





## GENERATION 9 DIGITAL CONTROL SURFACE

Designed to integrate flawlessly with the Wheatstone BRIDGE digital audio network router, the Generation 9 control surface allows you to easily create large or small platform-based systems that are exceptionally user-friendly and flexible. Wheatstone BRIDGE network cages house all I/O ports and engine cards, and may be wired in tandems within a single equipment room or interconnected to separate remote locations by means of fiberoptic or CAT-5 cables to provide single wire studio integration schemes.

Once configured, the system operates entirely independently of external computers. Configuration itself is intuitive and carried out onsite by means of user-friendly graphic interfaces provided by Wheatstone desktop software. We have gone to great lengths to make these setups easy for your field engineers, allowing expansions and changes to be achieved painlessly. Naturally, the Generation 9 system also takes full advantage of Wheatstone's exclusive VDIP® configuration

software as well, so that studio functions (like mutes, fader and timer starts, tallies, etc.) are easily accomplished right at your desktop. Once set-up is completed the desktop is disconnected; all settings are retained in nonvolatile storage and the entire system runs standalone. Ethernet protocol is built in, providing interface with automation, scheduling, and hardware controllers as you require.

Whether you're planning a small, centrally located studio network or a large, multiple format build-out, the Generation 9 Digital Control Surface can form the basis for a fully integrated, reliable and user-friendly broadcast system that will handle your most demanding requirements and be able to change with your varying needs as they arise.

At Wheatstone we have more combined digital design expertise than anyone. **Benefit from our hard work!** Choose **WHEATSTONE**—the Digital Audio Leader.

 *Wheatstone Corporation*

600 Industrial Drive, New Bern, North Carolina, USA 28562  
www.wheatstone.com / sales@wheatstone.com

copyright © 2003 by Wheatstone Corporation

tel 252-638-7000 / fax 252-635-4857



# Networked Audio from Harris? You Betcha!



Want to maximize your facility and studio capacity? Leverage your existing equipment to do more for your talent, station — and bottom line? You can with the power of VistaMax™ from Harris.

VistaMax is a digital audio management system that lets you network your audio studios together. With universal access to all of your resources simultaneously you increase productivity and quality while decreasing maintenance. You can smoothly migrate from a dedicated analog studio to a digital networked infrastructure with this distributed approach — on your timeframe. Benefits include:

- Autonomous console operation, when needed
- Easily share resources to gain economies of scale
- Quickly reconfigure your facility when program or format changes occur
- Reduce installation time and cost for any reconfiguration

As a natural extension of our BM digital™ expertise, VistaMax is built on field-proven technologies such as familiar user interfaces without the complexity of a PC.

Empower your audio management with VistaMax.

Contact Harris today.



THE RADIO TECHNOLOGY LEADER

**Radio Magazine**

www.beradio.com

July 2003 • Volume 9, Number 7

www.beradio.com

## Features

### 18 IBOC End to End

by Keith Mullin

The direct course on a digital migration path

### 26 Trends in Technology: Portable Recorders

by Chriss Scherer

Recording audio is getting easier

### 32 Facility Showcase: NPR West

by Kent Kramer

A new west-coast presence

### 42 Facility Showcase: Clear Channel Cleveland

by Mark Krieger

Consolidating on a short timeline



## Columns

### Viewpoint 08

by Chriss Scherer

No more spring in the fall show?

### RF Engineering 10

by John Battison

RF amplifier basics

### FCC Update 14

by Harry Martin

A checklist for buying a station



## Departments

### Online 06

at www.beradio.com

### Field Report: APT/Pulsecom PCAU 46

by Rodney Belizaire

### Field Report: Liebert Foundation MCR 50

by Kent Kramer

### New Products 52

by Kari Taylor

### Classifieds 64

### Contributor Pro-File 65

Meet Rodney Belizaire

### Sign Off 66

by Heidi Hueseman

The start of satellite radio and digital carts

46



52

### ON THE COVER:

Lightweight and portable with the highest-possible audio quality; this is the mission of today's portable audio recorders. Cover design by Michael J. Knust.





LIVE FROM LONDON

IMAGES FROM ISLAMABAD

REPORT FROM RUSSIA

CORRESPOND FROM CAMBODIA

## TRACKING DOWN THE STORY MIGHT BE HARD. SENDING IT WON'T.

Unfortunately, the places in the world that make news don't always build the best local communications networks. Which can be a bit of a problem for reporters and broadcasters, especially when live transmissions or urgent news updates are demanded. But, fortunately, Inmarsat has the answer. Or rather, a range of them. Our unique network covers almost the entire globe, with an unrivalled record for reliability. And offers a full suite of Inmarsat Global Area Network solutions, including high-speed voice, data and video transmission; web access; e-mail and fax. To find out how we can help make sure your stories get across, just visit our website at [www.inmarsat.com/media](http://www.inmarsat.com/media)

an inmarsat ventures company

©2003 Inmarsat Ltd. All rights reserved.

  
**inmarsat**  
Total Communications Network™

Wherever. Whenever.

Monitoring

+

Tracking

+

Voice

+

Data

# Contents Online

[www.beradio.com](http://www.beradio.com)

[www.beradio.com](http://www.beradio.com)

## Currents Online

Highlights of news items from the past month

### SBE Certification Program Attains Recognition

The National Skills Standards Board (NSSB) has recognized 10 levels of SBE certification.



### New Policy on NAB Radio Show Guest Passes

Plan ahead this year; there will not be unlimited passes for everyone.

### New GIS Mapping and Error Check Available for FCC ULS

The new ULS GIS enables users to map all the licenses found in a ULS License search. The update also allows an error check before sending.

### Arbitron Enhances PPM

The upgrade will allow the system to distinguish between at-home and away-from-home listening.

### Cox Radio Atlanta Chooses Harris



WSB-FM, WALR-FM, WBTS-FM, WFOX-FM and WSB-AM will make the transition to IBOC with Harris transmitter and excitors.

### Broadcast Electronics Scores Order from Clear Channel

Sixty-nine Broadcast Electronics transmitters and excitors will be delivered to Clear Channel during 2003.

## Site Features

### Engineer's Notebook

The details of DTMF, including .WAV files that you can use for testing. Select *Electronics/General* from the index tab.

### Eye on IBOC

Track the trend as stations transition.

### July Issue Online

Read the entire issue online, plus find additional articles and information.

### Free Standing AM Broadcasting Antenna

530 Khz to 1700 Khz - Used World Wide  
Height 49ft (15m) to 75ft (23m)  
Less ground area needed - Maintenance Free

Fifteen (15) Years Proven Experience

175 Southgate Drive,  
Guelph, Ontario, Canada M1G 3M5  
P.O. Box 603,

Guelph, Ontario, Canada N1H 6L3  
Tel (519) 824-3220 Fax: (519) 824-3411  
Email: [enquiries@valcom-guelph.com](mailto:enquiries@valcom-guelph.com)  
Internet: [www.valcom-guelph.com](http://www.valcom-guelph.com)



# Broadcast Multiple Channels of Live Audio over any LAN or WAN Network

... ANY COMPUTER ON THE NETWORK CAN TUNE IN

## AudioTX

### MULTIPLEX

- Superior replacement for Audio Ringmain or Monitor Select systems for office/station listening.
- Greater capacity and better flexibility than RF modulated coax or multi-pair wired systems.
- Requires no additional cabling - uses your existing computer network.
- Easily and instantly add extra listening points or new channels.
- Broadcast quality, low delay audio - can be transmitted as MP2, MP3 or uncompressed.



The AudioTX Multiplex Server runs on one or more PCs and Broadcasts multiple channels of live audio. Each PC can broadcast up to 30 channels.

Install the AudioTX Multiplex Receiver on all of your office, newsroom and even studio PCs. And they can tune into any channel quickly and simply.

[www.audiotxmultiplex.com](http://www.audiotxmultiplex.com)

(FREE TRIAL VERSION AVAILABLE FOR DOWNLOAD)

Telephone: +44 (0)121 256 0200 email: [sales@audiotxmultiplex.com](mailto:sales@audiotxmultiplex.com)

## A close call

**J**ust as we finish one convention season, another one begins. It's a never-ending cycle. While radio stations play the game with ratings periods, manufacturers and trade publications play the game with conventions.

Now, in the middle of summer, the pendulum is beginning to swing toward the fall NAB convention. What will the NAB Radio Show bring this year?

Everyone attends a convention for a different reason. For attendees, conventions provide an opportunity to meet equipment manufacturers and dealers, renew contacts, evaluate new equipment and services, and participate in sessions and workshops. Exhibitors follow a similar track; their goal is making contact with the attendees. There is a symbiotic relationship. A successful convention needs attendees and exhibitors.

It's not simply a numbers game, however. The quantity of attendees and exhibitors alone does not make a show successful. The spring convention, while still a large convention, attracts many different sectors of the entertainment technology industries, of which broadcasting is one part. The NAB calls this convergence. Radio attendees and exhibitors call this clutter. The spring convention is so diverse; radio is nearly lost in the rush.

The answer has been to hold a radio-only convention in the fall; one that is a hold-over from an earlier incarnation for radio programming, the World Media Expo and other sources, to provide a convention that addresses the needs of radio broadcasting. Or does it?

The fall convention has shown a continuing decline in attendance throughout the years. Some speculate that the NAB wants to end the fall show. Others feel that the NAB's radio board has perpetuated the fall convention out of spite and to stroke their own egos. Either way, if things

continue the way they are, the fall NAB Radio Show will likely end on its own as it runs out of steam.

The fall convention's demise was nearly sealed when the NAB announced a change in the policy for issuing exhibits-only passes. Instead of providing unlimited passes, the NAB planned to provide each exhibitor with 20 passes total. These passes are one-day passes, with 10 provided for the Thursday show hours and 10 for the Friday show hours. Attendees are only allowed to have one pass each. That means only one day to attend the convention floor. This action would have surely limited the overall attendance on the convention floor.

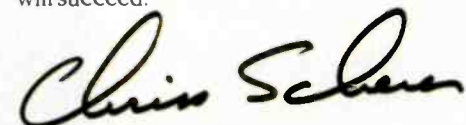
While attendance is important to the exhibitors, the pass limitation would have also affected attendees. There would have been no last-minute effort to get on the convention floor. The one-day limitation would also likely preclude many from traveling to Philadelphia for a single day.

Fortunately, a group of exhibitors approached the NAB to discuss the matter. Following the NAB and exhibitors' conversation, the new policy was lifted and restored to its previous practice of granting unlimited pass distribution. There will be no printed passes as in the past, but attendees will be able to register online.

Does radio really need a fall NAB convention? Time will tell. There are many regional conventions run by SBE chapters, state broadcast associations and equipment dealers. ARMA made a run at it for a short time, with a good formula. Unfortunately, ARMA did not receive industry-wide support. Exhibitors have to choose events carefully to maximize their return on investment.

If you feel that radio needs a fall show of its own, then you need to do your part. The exhibitors have made an extra effort to make it easier for you to attend. If you want the convention to continue, do your part and arrange to go. Philadelphia is an easy trip for anyone on the East Coast. If you're traveling farther, plan to spend the weekend. Philadelphia is packed with history and interesting sights, and it's not as expensive as some other tourist locations.

It's up to you to decide if the fall NAB Radio Show will succeed.



Chriss Scherer, editor  
cscherer@primediabusiness.com

**Send comments to:** E-mail: [beradio@primediabusiness.com](mailto:beradio@primediabusiness.com)  
Fax: 913-967-1905



# FreeDom

from the Studio!

When Dom Deluise drops in weekly on the Carey Brothers' home improvement radio show, On The House, all three sound like they're broadcasting from the same studio. Listeners have no idea that the Careys are in their state-of-the-art studio while Dom is sitting in the comfort of his home, hundreds of miles apart. Since they use Comrex's high-quality, low-delay, Turbo Codecs on ISDN, they do not have to deal with the awkward pauses created by standard MPEG feeds...particularly with multiple hops.

Thanks to the Comrex Remote Broadcast System, Dom and the Careys broadcast top quality audio — with no gaps in their fast-paced banter. Comrex's ingenious Turbo algorithm delivers full fidelity, extremely clean 15kHz audio and only 6 milliseconds delay. With Turbo, you can broadcast from near or far, loud and clear.

Call us today at **800-237-1776** to learn more about the **Nexus, Matrix or Envoy Turbo** codecs.




**COMREX**

19 Pine Road, Devens, MA 01432 USA

Tel: 978-784-1776 • Fax: 978-784-1717 • Email: [info@comrex.com](mailto:info@comrex.com) • [www.comrex.com](http://www.comrex.com)





## RF amplifier basics

By John Battison, P.E., technical editor, RF

**W**ith so much attention on IBOC, it is appropriate to step back and review the basic principles of RF amplifiers.

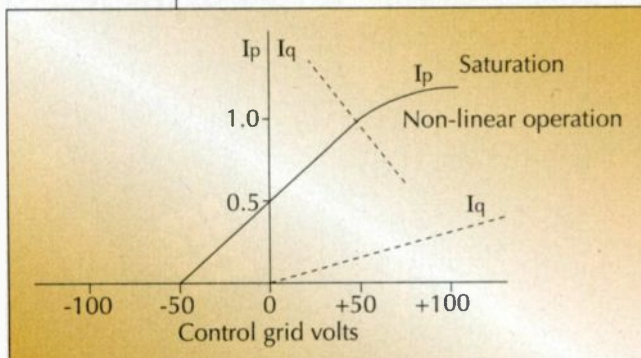
The radio transmitter is a collection of stages. Each stage modifies the signal in some way to produce the desired output. In the first stage, an oscillator or exciter generates the desired operating frequency. The output from this section is then raised to the specified transmitter output value. This power increase may be by means of successively larger amplifying stages or in some cases, where the exciter output is sufficient, directly to the final power amplifier (PA) of the transmitter.

The RF signal transmitted must carry some information. In broadcasting, the informa-

tion transmitted takes the form of speech or music and is called modulation.

With so much attention on IBOC, it is appropriate to step back and review the basic principles of RF amplifiers. The radio transmitter is a collection of stages. Each stage modifies the signal in some way to produce the desired output. In the first stage, an oscillator or exciter generates the desired operating frequency. The output from this section is then raised to the specified transmitter output value. This power increase may be by means of successively larger amplifying stages or in some cases, where the exciter output is sufficient, directly to the final power amplifier (PA) of the transmitter. The RF signal transmitted must carry some information. In broadcasting, the informa-

input audio signal. In the 1930s frequency modulation (FM) was developed. It is accomplished by varying the frequency of the transmitted RF signal instead of the amplitude. Various methods of producing frequency modulation have been developed, including common mechanical and phase changing systems. Phase modulation produces the same effect in an FM receiver as frequency modulation. The final stage of the transmitter may be directly modulated (in AM), or it receives an already modulated RF signal (FM). Many modern broadcast transmitters use solid-state modules in their power amplifier stages, however, there are still a considerable number of transmitters that continue to use vacuum tubes in their final stages. Solid-state devices provide considerable reduction in operating costs and their use provides the ability, in most cases, to change a faulty module on an operating transmitter without having to shut down.



**Figure 1.** In a Class A amplifier, no grid current flows until the grid goes positive. Nonlinear operation occurs when the grid current stops tracking the plate current.

tion transmitted takes the form of speech or music and is called modulation. With amplitude modulation (AM), the RF carrier is varied in strength (amplitude) at a rate depending on the frequency of the sound.

Regardless of where modulation of the carrier takes place, it is essential that the amplifying stage produces a clean, linearly amplified signal.

### From the beginning

The earliest transmitters used amplitude modulation and this has continued in one form or another for about 100 years. It is probably the simplest method of modulation, requiring only the ability to vary the power output of an RF stage by varying the

### Know the A, B, Cs

The most important characteristic of an amplifier is linearity. That is the ability of the stage to amplify all parts by the same amount so that all signals are amplified equally.

In a class A amplifier, current flows constantly and is not cut off during any part of the cycle. In a tube design, this is achieved by supplying sufficient negative bias voltage to the control grid to ensure that it never goes positive above 0V at any time in the cycle.

This means that no grid current flows and the source is not required to produce any drive power. For example, if the input signal has a 30V swing and the bias is -30V, the grid voltage would swing between -60V and 0V and no plate current would flow.

Because class A amplifiers are inherently inefficient in terms of required voltage and current, they are not generally used today in commercial broadcast transmitters. Instead, class B and class C amplifiers are common or variations of class B and class C circuits, such as a class AB amplifier.

With the introduction of pulse-duration modulation and digital operation systems, amplifiers have changed considerably, but the basic facts still apply.

The principles of amplification remain the same regardless of whether it is a tube or a solid-state amplifier. Because of the proliferation of high-power transmitters still using tubes, consider the control characteristics of a vacuum tube amplifier.

Figure 1 shows the dynamic characteristics of a triode tube amplifier. The solid line represents the plate current. The intersection of this line and the negative grid voltage axis shows the cut-off point at which the tube is so heavily negatively biased that no plate current flows. As the





## Swing

### Portable ISDN Audio Codec:

- Compact, light weight and easy to operate with a worldwide ready ISDN connection.
- Works anywhere and is compatible with all codecs on the market.
- It has a built-in digital phone hybrid for POTS connection and it works simultaneously with the ISDN connection.



Now with MP3 !!!



## Eagle

### ISDN Audio Codec

- Stereo and Mono.
- Digital and Analog I/O.
- Capable of establishing an On Air conversation with two callers.

## TH-02 Ex


### Digital Telephone Hybrid

- Known worldwide for its high performance

AEQ: Phone: 954 - 581 7999 Fax: 954 - 581 7733 sales@aeqbroadcast.com www.aeqbroadcast.com

# 12,000 -XP ONE OF THE MOST POPULAR CONSOLES EVER!!!

# 35% OFF SALE!



## NOW ONLY \$4,695

For more detailed information visit us at: [www.arrakis-systems.com](http://www.arrakis-systems.com) or call: (970) 461-0730



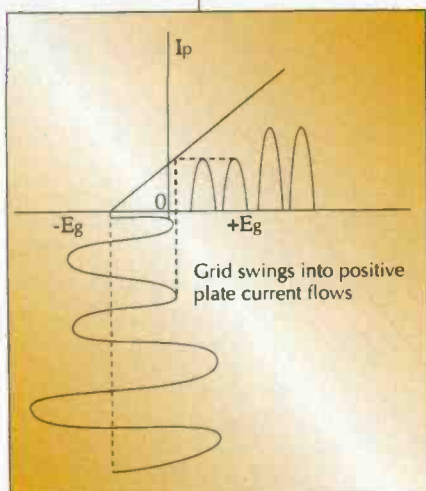


Figure 2. When a Class B amplifier is heavily cutoff, the positive peaks cause grid current and plate current flow in a series of half-wave pulses.

negative bias is decreased and passes through zero into the positive region, the plate current increases. The more steeply the plate current rises as the grid voltage becomes positive, the greater the transconductance of the tube. This controls the amplification factor. As the superimposed RF voltage is applied to the control grid, the bias becomes more negative on negative peaks and less negative on positive peaks. However the grid will never become positive so that no grid current will flow.

### Differences in options

The major difference between the var-

ious classes of amplifiers in tube designs is the level of voltage applied to the power amplifier control grid. In class A, because the plate current is never cut completely off, the efficiency of a class A amplifier is low, about 30 percent, and so is the power output. Class AB operation is achieved by allowing a small amount of grid current to flow as required.

In class B operation, the control grid bias is increased so that the plate current is just at cut-off. The positive portion of the applied signal will cause plate current to flow immediately. No matter how far negative the grid goes, plate current will never flow. This type of operation requires sufficient signal voltage to drive the grid positive. The peak plate current is raised and sometimes the average plate current uses two tubes in push-pull operation. Figure 2 shows the operating characteristics. The output is a series of half waves with an efficiency of about 65 percent.

Class C operation is similar except that the control grid is biased far past cut off. Plate current only flows with high excitation and can reach saturation. Efficiency is high, around 90 percent. However, the waveform can be badly distorted in class B and C operation. Because of this, the correct load impedance must contain a resistive component to develop the required power. This is usually the input resistance of the transmission line.

E-mail Battison at [batcom@bright.net](mailto:batcom@bright.net).

## Tieline POTS Codec upstages ISDN at Grammys!

John Garabedian uses I-Mix at the Grammys

The Open House Party entrusted Tieline POTS Codec Technology to deliver the Grammys LIVE to 160 stations across the USA.

Reed Lewis, VP of Technology for "The Open House Party" had this to say about Tieline:

"The Tieline connected over an analog line for seven hours straight over notoriously bad New York phone lines with a rock-solid connection. Audio was definitely broadcast quality and 'blew us all away'. We didn't have to use an ISDN line! Tieline delivered studio-quality audio over a plain telephone line".

A small selection of satisfied Network and Radio Group Tieline Owners

- |                 |                                |                                  |
|-----------------|--------------------------------|----------------------------------|
| ■ Clear Channel | ■ Jefferson-Pilot Broadcasting | N. Alabama Sports Network        |
| ■ Entercom      | ■ Westwood One                 | ■ Simmons Media                  |
| ■ Disney/ABC    | ■ Tribune Broadcasting         | ■ Tennessee Titans Radio Network |
| ■ CBS/Infinity  | ■ University of                |                                  |
| ■ Sandusky      |                                |                                  |



Use Tieline 15kHz POTS audio codecs for:

- Unrivalled Stability
- Superior Sound
- Unique Remote Controllability

**Tieline**   
TECHNOLOGY  
[www.tieline.com](http://www.tieline.com)

5555 N. Tacoma Ave., #101, Indianapolis, IN 46220-3547 Toll Free (888) 211-6989 Fax (317) 259-8040 Email: [sales@tieline.com](mailto:sales@tieline.com)



**"If you can think it, Logitek can do it."**



### **WKDF / WGFX Studio Console Configurations**

Two Logitek Audio Engines, with a total of eight IO24A cards (up to 96 analog inputs and 96 analog outputs), five IO8D cards (up to 40 stereo digital inputs and 40 stereo digital outputs), and network cards providing fibre optic connections between Engines

- 24 mix-minus buses available per studio
- Supervisor software for complete control of fader assignments/router functions
- Custom scripting provided by Logitek to pass audio and control from the Numix to other studios in the facility that have old analog boards
- vRoute "virtual" router controllers

WKDF: 1 Numix-12 Console w/12 fully assignable faders, access to 8 stereo buses

WGFX: 1 ROC-5 Console, 1 ROC-10 Console, 1 RTE-3 Router Controller

***"The limitations of average consoles and routers just don't apply."***

**–Cameron Adkins, Citadel Broadcasting, Nashville, Tennessee**

Take what you know about the average audio router and console and throw out the normal limitations. The Logitek Audio Engine not only can accommodate any input or output standard, analog or digital, but automatically handles all remote machine control functions within the engine and routes those functions to whatever room or control surface at the same time. *This is not your father's router!*

With Logitek at the heart of this facility, I am most proud of what it has allowed me to accomplish here. The Logitek system has taken away the boundaries of the traditional project and allowed me to be a better engineer.

**Logitek Electronic Systems, Inc.**

5622 Edgemoor

Houston, TX 77081 USA

713.664.4470

1.800.231.5870

[www.logitekaudio.com](http://www.logitekaudio.com)

**Logitek**

© 2003 Logitek Electronic Systems, Inc.



## A station buyer's technical checklist

By Harry Martin

**W**hen a company decides to purchase a radio station, the station's technical plant is often overlooked by the buyer.

The Georgia Association of Broadcasters published an article last year entitled *Technical Concerns upon a Station Transfer* highlighting this concern. Written by Daniel Davis of D-Squared Broadcasting Technologies, the article provides a useful checklist of technical items to be reviewed prior to a station acquisition. Here are some highlights:

- Retain an independent consulting or contract engineer to inspect the station's paperwork, unless you have a full-time engineer on staff. Those include the station's main FCC license, as well as those for licensed microwave STLs and remote pick-up units.
- Once you have those materials, the station engineer and counsel should confirm that the licenses accurately describe the station's facilities as constructed. For example, check the geographic coordinates of the station's tower. Incorrect coordinates may have been entered in the Commission's records when the tower was first authorized, or possibly when it was registered.
- Confirm that all the station's auxiliary authorizations are accurately associated with the main station authorization in the FCC's records. Because auxiliary licenses not associated with a broadcast call sign do not renew automatically with the parent station and may have expired, confirm that all the auxiliaries are still in good standing.
- Find out if there are any outstanding construction permits to modify the station. Check the expiration dates of the permits, as well as the state of construction. If construction has been delayed, find out why. And if construction has been completed, make sure that a covering license application has been filed. Determine if the station is operating pursuant to any special temporary authority; if so, find out why and how long the STA will be needed. Tower lighting and registrations also should be checked.
- When towers are sold, the new owners are required to update the tower

registration to reflect the new ownership.

- The seller may possess engineering reports that may not be available at the FCC. Such reports should be transferred along with the station's assets. These might include proof-of-performance measurements, copies of related engineering studies, coverage maps and, for AM stations, the most recent antenna resistance measurement report. Buyers should make certain that the original technical manuals for broadcast equipment, are available with factory-test data for the specific transmitter for the station.
- Inspect the station's physical plant, including the studio facilities. Make a list of the essential equipment, check the performance of the equipment and test the station's signal.
- Check for RF exposure compliance, for asbestos in the studio building and for underground fuel tanks anywhere on the property being acquired or leased. You will have to certify to environmental compliance at renewal time.
- For stations using telephone access remote-control systems, the buyer should request copies of the program code list or completed programming worksheets for the system. After closing, user and security codes for the system should be changed to prevent former employees from accessing the system.
- The seller will provide an inventory of all equipment, fixtures and furnishings being conveyed with the station. Compare that with the list compiled by your engineer. If possible, the contract should warrant the performance of the equipment and declare that the seller has title to all property. The contract should also specifically disclose any excluded items that may belong to station personnel or that do not convey with the station.
- Review tower use rights. If the tower is leased, is the lease agreement assignable and under what terms? Are there other tenants on the tower who could create interference for the station? What are your rights under the lease? Has the seller been leasing space to other tenants? If so, make sure those leases are assigned to you.

*Martin is an attorney with Fletcher, Heald & Hildreth, PLC., Arlington, VA. E-mail martin@fhhlaw.com.*

### Dateline:

Renewal applications are due Aug. 1 for radio stations in North Carolina and South Carolina. Stations in the following states, commonwealths and territories must file their biennial ownership reports with the FCC, and place their annual EEO reports in their public files and on their websites, by Aug. 1: North Carolina, South Carolina, Florida, Puerto Rico, Virgin Islands, Iowa, Missouri, Alaska, Hawaii, Oregon, Washington, American Samoa, Guam and the Mariana Islands.



# The best selection

## FM Educational Circular Polarization antennas.

Model	No. Bays	Max. Input Power	Price
MP-1	1	500 W	\$250
MP-2	2	800 W	\$650
MP-3	3	800 W	\$950
MP-4	4	800 W	\$1,250
MP-4R	4	2000 W	\$1,750
MP-5	5	3000 W	\$2,250
MP-6	6	3000 W	\$2,700

## FM Low Power Circular Polarization antennas.

Model	No. Bays	Max. Input Power	Price
GP-1	1	1500 W	\$350
GP-2	2	3000 W	\$1,350
GP-3	3	4500 W	\$1,800
GP-4	4	6000 W	\$2,500
GP-5	5	6000 W	\$2,900
GP-6	6	8000 W	\$3,500

## FM Medium Power Circular Polarization antennas.

Model	No. Bays	Max. Input Power	Price
SGP-1	1	3000 W	\$650
SGP-2	2	6000 W	\$2,450
SGP-3	3	8000 W	\$3,500
SGP-4	4	8000 W	\$4,300
SGP-5	5	8000 W	\$5,100
SGP-6	6	8000 W	\$5,900
SGP-6R	6	15000 W	\$6,500

Please Contact the OMB America  
Sales Department, for other  
antenna systems configurations



### EUROPE

Commercial & T.V. Factory:  
Avda. San Antonio, 41  
Teléfs.: 976.50.46.96 (6 lines)  
Fax 976.46.31.70  
50410 CUARTE DE HUERVA  
(Zaragoza)

Antenna & Radio Factory:  
Camino de los Albores, 14, bajos  
Teléfs.: 976.50.35.80 (6 lines)  
Fax 976.50.38.55  
50410 CUARTE DE HUERVA • (Zaragoza)  
Internet, <http://www.omb.es>  
e-mail: [ombcom@infonegocio.com](mailto:ombcom@infonegocio.com)  
VideoConference(RDSI) 976 46 32 00

### INTERNATIONAL DIVISION

3100 NW 72 nd. Avenue Unit 112  
MIAMI, Florida 33122  
Ph.: 305 477-0973 – 305 477-0974 (6 lines)  
Fax: 305 477-0611  
Internet, <http://www.omb.com>  
e-mail: [ombusa@bellsouth.net](mailto:ombusa@bellsouth.net)  
Videoconference: 1 305 5940991/92



# TU & Radio antenna systems

## Installation Profile



Front view



Trunk wiring

# RAM is in the ZONE

By Warren Shulz,  
ABC Radio Chicago

It was an important goal to design a studio that had space for all the hardware and digital workstation requirements for today's production needs. RAM and the engineering staff of ABC Chicago Radio teamed up to design a studio, which was both functional and easy on the budget.

For durability, a Corian work surface

was utilized. All pedestals and over bridges were made of 1-1/2" thick particleboard covered with a tough laminate. Welded steel tubular rods supported the Corian surfaces.

The over bridge to the right of the operator is supported by RAM furniture to the left and a RAM equipment rack to the right. The over bridge is hinged on the left and swings on a 90 degree arc. Equipment and trunk cable wiring is easily accessible, yet fully concealed from view when the over bridge is in the closed position. The equipment rack base rolls on heavy-duty casters for ease of pulling the rack and over bridge out from the wall on the pivot hinge.

All trunk wiring is concealed by the over bridge and terminated to (easy to reach) wall-mounted RAM high-density punch blocks. RAM digital 110Ω cable is used throughout the facility.

The mixer selected for the facility is an analog Wheatstone A7000. With all the inputs and outputs required in produc-

tion, a lot of mixer buses and mix-minus features are required. An SAS16000, 16x16 analog switcher is used for inner production studio switching for local equipment. This prevents overload in the existing studio routing switcher and greatly simplifies trunk wiring.

A low-profile overbridge over the mixer meter bridge provides space for four flat screen monitors. Space is allocated on the mixer surface for keyboards. The production room has both ProTools and Audicity editors. The center of the console has the ability to hold either style control surfaces into the mixer center section.

All the equipment was assembled and fully tested at the RAM factory. This permitted progress inspections and reduced downtime on site when the 12-year-old production console and furniture were decommissioned and the new RAM system was installed. ■

*Corian is a trademark of DuPont.*

**RAM**  
**BROADCAST SYSTEMS**

800-779-7575

fax: 847-487-2440

[www.ramsyscom.com](http://www.ramsyscom.com)

e-mail [sales@ramsyscom.com](mailto:sales@ramsyscom.com)





94.7 ZONE



Hinged overbridge



Right wing

# CUSTOM CABINETRY & PREWIRED SYSTEMS

BUILDING STUDIOS FOR OVER 34 YEARS

DESIGN



INSTALLATION



FABRICATION



SATISFACTION

## RAM BROADCAST SYSTEMS, INC.

USA: 800-779-7575 • [www.ramsyscom.com](http://www.ramsyscom.com) • CANADA: 705-487-5111



# IBOC end to end

By Keith Mullin

## 10 steps to determining the best digital migration path

**T**here is no question that the transition to digital technology will be the biggest change to over-the-air radio broadcasting since its inception. Ultimately, the end-to-end air-chain not only will be capable of delivering higher-quality digital audio within radio's current infrastructure, but it will also enable new services such as datacasting and supplemental audio service over the existing FM channel.

Nevertheless, the benefits will come at a price ranging from a low estimate of \$35,000 for AM stations with an IBOC-capable transmitter, satisfactory antenna system and digital infrastructure in place, to \$200,000 or more for stations needing a new transmission system, STL and complete studio upgrade. Table 1 outlines typical anticipated station costs.

Given the expense and the lack of a mandated transition time frame like the FCC established for television's conversion to digital, it is likely that most stations will gradually convert to digital. The question is *how*? Even if a time frame for initiating full-digital broadcasts has not been set, there are steps a station can take now to ensure that the most intelligent and cost-effective analog-to-digital migration path is pursued.

### Getting started

When it comes to converting to digital, one plan does not fit all—or even some. Your station's plan will be unique, influenced by budget and by your answers to a few critical questions:



11

- At what point in the air chain will the signal become digital? Earlier is better.

- Where is the studio in its equipment-replacement cycle? With digital, listeners will hear legacy equipment noise.

- What processing changes will be required? IBOC issues range from diversity delay to where the processor is located.

- Will the current STL make the grade? Composite systems will play havoc with the signal; the path may need to support

data or supplemental audio and communications.

- What is the condition of the current transmitter site? More equipment means less room, and greater power consumption and cooling requirements.

- Does the transmitter have the bandwidth for IBOC? It needs to be wide and flat with sufficient headroom.

- Is the antenna system up to par?

- Has a digital business model been established? You will be able to offer new services.

To better answer these questions, the following 10 steps can help you prepare for the IBOC transition.

### #1: Once the signal is in the digital domain, keep it there

Multiple digital-to-analog (D/A) and analog-to-digital (A/D) conversions, sample-frequency rate changes and varying data compression/decompression (codec) schemes can distort a signal, adding undesirable artifacts and noise. An all-digital studio facility will deliver the best overall signal with the lowest noise level and widest frequency and dynamic range.

Stations running an analog studio will also need to maintain strict level control. If too high of a signal goes into an A/D converter, the converter may overload or run out of bits, causing ugly and unpredictable audio. If the levels run rampant, consider placing a brick-wall limiter in front of the A/D converter.

### #2: A new digital console will help you, now—and later

If you have to replace an aging console now, you will find that many new digital consoles offer features that will improve your performance and streamline your operation today and pave a solid path to the future. Even better, many digital consoles cost less than their analog counterparts. An all-digital console that can accept multiple input sample rates and various digital formats as well as analog inputs is becoming common. Even the analog transmission will be improved when the signal originates from an all-digital studio.

### #3: Don't ignore the wiring, cabling and clocking

The AES digital audio signal must be as clean as possible. While proper wiring, termination, grounding and quality cable and connector replacements have always been important, they will be required to get the most out of a digital path.

Many recent installations are using CAT-5 cable instead of digital audio (110Ω) cable. Shielded CAT-5 provides an RFI-free, quick and simple installation with a smaller footprint.

Digital clocking is important. AES audio must be

## StudioHub on Location

# Happy Anniversary!



ABOVE: (L to R standing) Greg Bunce, PD and Alan Miller, Partner; Manning Kimmel, Partner (sitting)

### WRHI'S 60TH YEAR ON THE AIR

will begin next December 14 2004, and they're ready to celebrate with a full station rebuild.

WRHI chose the StudioHub+® wiring system because we had to stay on the air during the rebuild, and StudioHub+ was the perfect solution for that problem.

Millenium Studio consoles and StudioHub+ wiring systems were provided by Radio Systems, Inc. of Logan Township, New Jersey. Custom studio furniture was built and installed by Studio Technology of Malvern, Pennsylvania, and acoustical treatments were provided by Acoustical Tackable Surfaces of Flemington, New Jersey.



StudioHub+ wiring installed by Technet Systems', (L to R) Lindsay Collins supervising engineer, Bob Smith, Mark Blisbee with Stu Albert, contract engineer (in white) in front of the newly installed Radio Systems' StudioHub Interconnect System.

## StudioHub+®

601 Heron Drive, Logan Township, New Jersey 08085  
(856) 467-8000 voice (856) 467-3044 fax  
[www.radiosystems.com](http://www.radiosystems.com)



# IBOC end to end

synchronized to a common clock to avoid digital level changes, clicks and pops on the air. A small studio may be able to get by with a digital console with an internal clock that allows for silent switching and routing of various inputs. Multi-studio and other complex systems may be timed via GPS or other synchronizing systems, especially if signal routing is used. Some digital consoles available today include self-timing inputs or a complete networkable routing system that includes distribution of digital audio synchronizing signals.

Item	Average Cost (x \$1,000)	Typical Range (x \$1,000)
<b>Equipment</b>		
Exciter	20	20
Transmitter	22	0 to 70
Related costs	25	2 to 68
Digital studio equipment	5	0 to 30
Total Capital	72	22 to 188
<b>License Fees</b>		
One-time (@15xFCC)	25	4 to 68
10 yearly payments (@2.8xFCC)	5	0.7 to 13
<b>Total Costs</b>		
Total (one-time payment plan)	97	26 to 256
Total first year (yearly payments plan)	77	23 to 201

Table 1. Per-station anticipated costs. Information courtesy of Ibiquty.

## #4: Plan for diversity delay

IBOC transmission includes a 6 second to 8.5 second delay from the time the digital audio leaves the console until it is heard by the listener. Off-air monitoring of the digital signal will not be possible. Stations with a talk radio format most likely are prepared for this because of the profanity delay system.

During the IBOC transition, the hybrid mode will contain an analog and digital signal. The analog signal will be delayed accordingly to achieve a smooth blend when the receiver switches between the two signals. This will occur during initial signal acquisition or in areas of low signal strength.

The station will need to change its off-air monitoring practices to one of post-console/pre-IBOC signal monitoring for on-air talent. Most stations will also want to confidence-monitor for RF or audio loss with an automated no-carrier/no-audio detection alarm or have off-air personnel monitor for quality. For on-air personalities who want to hear the fully processed sound of their voices, a mimicking processor can be inserted into the real-time monitor loop. This unit can closely simulate the transmitter processor or produce a custom signature sound. In addition, communication provisions to the studio (other than monitoring the delayed air signal) should be made for personnel on remote location feeds.

## #5: Locate the audio processor where it will do the most good

With digital, even the location of the audio processor will come into question. Should it be located in the studio or at the transmitter site? The heavy compression and processing that most stations currently use on their analog signals will not be compatible with creating high-quality, artifact-free IBOC signals. In general, stations

Call Today  
before \$5,995\*  
Introductory Price  
Expires!

## SOUND CHOICE FURNITURE

High quality stock studio furniture from the manufacturers of  
The Best Custom Studio Furniture

Sound Choice Furniture  
offer these Fine  
Standard Features:

- Solid Surface Tops
- 1-1/2" thick 19-ply plywood cabinet construction
- 13-ply Finland Birch access panels
- No Particle Board or melamine
- 10-year Limited Warranty
- Reversible Punch Block cabinet
- Modular - Many Configurations, add-ons and colors available
- Built in ventilation
- Fast Installation - No cabinet assembly

Introducing "Sound Choice Furniture," new from Mager Systems, Inc. the manufacturer of The Best in Sound Furniture. Sound Choice Furniture is high quality Stock studio furniture, featuring the same high quality construction methods and materials found in Mager Systems, Inc. custom furniture. All "Sound Choice Furniture" includes solid surface countertops. The standard color is stormy gray for the solid surface top and a medium speckled gray on the cabinets (see photos). Call today to see how Sound Choice Furniture will benefit your studio.

Starting as low as  
\$3,295

\*As shown,  
excluding Console &  
Guest Top



**MAGER SYSTEMS, INC.**  
The Best in Sound Furniture

TEL: 623-780-0045 • FAX: 623-780-9860  
www.magersystems.com • mager@magersystems.com  
Visit our website for more information



should consider moving their existing audio processing equipment to the transmitter site and placing it in the path of the analog transmitter only at a point after the diversity delay.

A separate audio preconditioning system designed for the complex requirements of a data-compressed digital audio transmission system can be added in front of the IBOC exciter. This preconditioning system uses psycho-acoustic algorithms that preserve optimal signal quality at a lower bit rate, freeing part of the bandwidth in the channel for other uses. For example, the preconditioning system can actually enable primary FM and a supplemental program service to be broadcast simultaneously on the same FM channel.

This processing technology can clone the analog sound signature and apply it to the digital transmission chain without generating the artifacts associated with hard pre-processing.

### #6: Maintain quality and consider streamlining communication at the STL

Early IBOC adopters have found that inadequate STL systems—STL systems that fail to maintain high linearity across the bandwidth and use compression algorithms, especially after a studio codec—can cause big problems. In fact, as IBOC service is initiated, STL issues are second in importance only to the transmission system.

Whether the station is replacing an STL or installing its first system, pay close attention to the input and output capabilities. The station may be adding a data stream or supplemental audio to its hop. The STL system should support IBOC's 44.1kHz sampling rate and be expandable to handle frame relay and IP transmission. New IBOC-ready STLs and upgrade kits for late-model STLs are now available.

This may also be the time to consider streamlining the station's communication systems. Multichannel STLs can carry multiple audio streams. Multiplexer systems can be used with wired or wireless communication systems to provide audio, data, telephone, LAN and control paths.

If the station can not replace its composite STL system, a conversion system can be used to meet the AES input requirements of the exciter. Some stations are converting the composite signal back into discrete audio before the A/D converter. However, multiple alternations to the audio should be avoided. This arrangement is not recommended and should be considered temporary.

### #7: Evaluate the transmitter building sooner rather than later

Most importantly, is there enough space at the transmitter site? Another transmitter may only be the start. Allow room for a

combiner, a mask filter (depending on the transmitter manufacturer), a transmitter/antenna switch, a UPS and a second equipment rack. Now is the time to determine what equipment will be added. Once it is specified, allow an extra two to three feet of clearance on all sides to avoid surprises.

Most likely, the power (and associated backup generator) requirements will also increase considerably. Once the power requirements for new equipment have been calculated, add 20 percent for headroom and minor equipment additions.

Combiner losses, reject load-generated heat or

## Vacation? What Vacation!



## You need iMediaTouch.



### Is your digital audio delivery system spoiling your your free time?

Since 1984, over 500 radio stations around the world have trusted iMediaTouch broadcast automation software. With a host of award winning features designed to save both time and resources without breaking the bank, the iMediaTouch digital audio delivery system is easy to use and dependable time after time.

iMediaTouch broadcast automation software.  
Connecting radio groups through superior technology.



To find out more call us Toll Free 888 665 0501 or  
download a FREE trial version at [www.oint.net](http://www.oint.net)





# IBOC end to end

less efficient power amplifiers will generate heat and require additional airflow. If the building can not handle additional heat, consider locating the combiner or load in a separate "hot room" or an outside enclosure.

## #8: Grounding and protection are even more critical with digital

Stations using a phone line or other dedicated hard-wired link for remote control or monitoring should ensure that all connections are properly terminated and isolated. Stations planning to provide datacasting services will need a phone/data line surge and lightning protection throughout the serial system.

Like PCs, some digital equipment must boot before it is ready for service. If these devices are in the station's critical chain, power must be routed through a UPS to prevent the agonizing 30-second to two-minute lapse of dead air or noise. The UPS should be large enough to support all critical components for the required amount of time. Power conditioners will also help to safeguard against line voltage fluctuations and ac line noise.



Innovations in wireless technology can provide systems with broadband capabilities. Connections can carry several types of audio and data at once.

## #9: Understand the transmitter options

AM stations have only one transmission option: low level combining of the analog and digital signal through one transmitter. Determine if the current transmitter will be suitable for IBOC transmission.

For the low intermodulation distortion (IMD) that is necessary, the AM transmitter should provide audio bandwidth of 50kHz at the modulator to amplify the 30kHz audio component and 100kHz phase modulation of the carrier. Because high linearity is also essential, the transmitter should also provide low incidental quadrature modulation/incidental phase modulation (IQM/IPM) specifications (between -35dB to -45dB).

To date, no known tube transmitters are capable of reaching the -45dB IQM figure. Stations that own a solid-state PDM transmitter should talk with the manufacturer to evaluate whether it is suitable for IBOC, investigate what modifications will be needed, and how much they will cost.

## Experience Exceptional Quality, Reliability and Service! Experience Armstrong Transmitter!



FM 30000 TX

*Armstrong Transmitter ... the best RF products, the best around-the-clock support, and the best prices ... because you deserve nothing less!*

Our single tube high power FM transmitters offer you exceptional quality and affordable prices.

Built for the "real world" environment, these RF workhorses offer long term reliability and features not found in any other single tube transmitter available.

Features include:

- 1/4 Wave Grounded Grid PA.
- Fiber Optic PA Arc Detection.
- PA Temperature Protection.
- Advanced Control System with remote computer interface and auto log.
- More internal status sensors than any other transmitter.
- CD Quality Audio. (AES/EBU optional)
- Available from 15KW to 35KW. Combined systems to 60KW.



**ARMSTRONG**  
TRANSMITTER CORPORATION

4830 North Street, Marcellus, NY 13108  
Phone 315-673-1269 Fax: 315-673-9972

Web Site: [armstrongtx.com](http://armstrongtx.com)  
email: [sales@armstrongtx.com](mailto:sales@armstrongtx.com)

## It's New!



## FlipJack FJ-500 3 channel cell phone interface

- Two headphone jacks
- Two Mic inputs & Line Input
- Connect on To A Standard Telephone Line.
- Operates on "AA" batteries or external power
- Balanced Line Level Output
- Small Size: 1.5"H x 4.8"W x 4.5"D
- Tuner input for off-air monitoring
- LED level indicator

[www.conex-electro.com](http://www.conex-electro.com)

**CONEX** ELECTRO SYSTEMS

1602 Carolina St. P.O. Box 67 Bellingham, WA 98227  
360-734-4323 FAX 360-676-4822  
EMAIL [conex@conex-electro.com](mailto:conex@conex-electro.com) **800-645-1061**



FM stations have more options—but most likely will need a new transmitter no matter what the implementation path. If the station's current FM transmitter is not capable of passing the IBOC signal because of narrow bandwidth, non-linear class C operation or little headroom, but it is still fairly new with up to 10 years of service remaining, separate amplification—high-level combining with a new IBOC transmitter—will probably be the best choice. Most tube transmitters will not be able to pass the IBOC signal without substantial and cost-prohibitive modifications. Also keep in mind that to maintain its existing analog coverage, the current transmitter will have to boost its output power by 10 percent to 11 percent above the current total output power to overcome any combiner losses.

On the other hand, stations that operate a lower-power FM station with a late-model transmitter running 30 percent or more under its maximum power may be able to upgrade to IBOC at a fairly reasonable cost. In this case, the FM analog and digital signals would be low-level combined in the same transmitter, using the common amplification method.

A third FM option—space combining—is currently being tested. At present it is only allowed under special temporary authorization (STA) from the FCC.

#### #10: Don't overlook the antenna and transmission line

There are four key reasons to evaluate the final elements: to prevent interference, to maintain coverage, to prevent equipment damage and to conform to safety regulations. Given the importance, consider a site survey to ensure that the station can properly pass the digital signal—especially for AM.

The survey will sweep the feedline, tower and antenna to determine frequency response across the band, impedance bandwidth and VSWR symmetry. These figures will become more important than ever with digital because poor numbers will translate into increased bit error rates that will reduce coverage.

For most modern AM transmitters, IBOC requires that attention be paid to the load and that it be flat and symmetrical, exhibiting Hermitian symmetry out to 5kHz with a VSWR of 1.2:1 or less at 10kHz and 1.4:1 or less at 15kHz either side of carrier. Hermitian symmetry occurs when the upper and lower sideband frequencies at a given offset from carrier exhibit reactance of equal but opposite sign. For example, a load impedance that is  $50\Omega + j0$  at carrier may be  $46\Omega - j5$  (capacitive) at 5kHz below carrier, and therefore should be about  $46\Omega + j5$  (inductive) at 5kHz above carrier. The symmetry requirement actually applies to the output of the PA

combiner and not necessarily the transmitter output connector, so phase rotation occurring in the output network must be taken into account if measurements are taken at the output connector.

Most FM antenna systems are proving to be IBOC-capable with little or no alignment. VSWR needs to be no greater than 1.1:1 at analog center carrier frequency ( $F_c$ ) and then flat or at worst a small smooth rise up to 1.3:1 at  $\pm 250\text{kHz}$  out from  $F_c$ . Deviation from this may require adjustment—especially for side mount bays.

# SCMS, INC.

YOU-KNOW-WE-KNOW-RADIO!



## SPREAD TOO THIN AND FEELING DRAINED?

- ▶ Experienced Staff
- ▶ 26 Years of Personal Service
- ▶ Competitive Prices for over 600 Quality Manufacturers of New Equipment
- ▶ Huge Stock of Rebuilt RF and Audio Gear
- ▶ Extensive Rental Fleet (Audio, RF, Codecs, Test Equipment, and more!)
- ▶ Trade-Ins Welcomed

**TRY SCMS ON FOR SIZE - WE CAN FILL YOUR NEEDS**

<p><b>WEST COAST</b>  <b>Doug Tharp</b>          Voice 866.673.9267          Cell 818.398.7314          Email dtharp@san.rr.com</p>	<p><b>CENTRAL</b>  <b>Bernie O'Brien</b>          Cell 731.695.1714          Email bernieob@earthlink.net</p>	<p><b>NORTH-EAST</b>  <b>Dan Lohse</b>          Voice 908.722.6015          Fax 908.722.4359          Pager 877.792.8024          Email scmsnorth@aol.com</p>
<p><b>SOUTH-WEST</b>  <b>Tyler Callis</b>          Cell 817.312.6338          Email tylercallis@integrity.com</p>	<p><b>MID-WEST</b>  <b>Mary Schnelle</b>          Voice 1.800.245.4307          Fax 513.583.1343          Email mschnelle@maryschnelle.com</p>	<p><b>MID-ATLANTIC</b>  <b>Chris Singleton</b>          Voice 410.348.9925          Fax 410.348.9924          Email rts@goeaston.net</p>
<p><b>MID-SOUTH</b>  <b>Bob Mayben</b>          Voice 877.391.2650          Fax 256.543.0595          Email bobmayben@usa.net</p>		

**CORPORATE SALES OFFICE - PINEVILLE, N.C.**  
 Toll FREE 800.438.6040 Fax 704.889.4540  
 Email sales@scmsinc.com  
 www.scmsinc.com



# IBOC end to end

## IBOC is not radio as usual

The digital infrastructure will provide capabilities for new services and revenue streams that were undreamed of in an analog world. This data could be used as a source for additional program-related data (PAD) or for independent services. Other possibilities include subscription services and Internet broadcasting. FM stations will be able to offer a supplemental audio channel.

Although the transition to digital will be complex and costly, it can represent more than an enhancement to the station operation. I believe that it is a defining moment in radio—a moment when the future will be limited only by our imaginations. Now, when even AM can broadcast “in color,” the future should bring new forms of information and entertainment over the airwaves that have served us well for so long.

*Mullin is a technical writer and instructor for Harris, Broadcast Communications Division.*



Ensure that there will be sufficient room to house the equipment necessary for IBOC operation. Combiners and filters may be housed in a separate room.



## Tracking the transition

Follow the industry transition online at [www.beradio.com](http://www.beradio.com). Click on Eye on IBOC to see the stations that have commenced IBOC operations.

Pure Digital. Clear Radio.



info@ibiquity.com www.ibiquity.com tel 410.872.1530



Advanced software for the GSC3000 and VRC2500 transmitter remote control systems.



**Did you get your free transmitter control software?**

- ▶ Real-time event logging
- ▶ Customized report writing
- ▶ Expanded connectivity options
- ▶ Easy transition from previous versions

ALL NEW VERSION 4

tel 800-255-8090 / fax 978-486-0081 / sales@burk.com / www.burk.com





# Stuck With A Sound You Can't Get Rid Of?

YOU NEED THE NEW APHEX 2020MKIII AUDIO PROCESSOR



**S**ettling for flabby, undefined bass? Buried, clouded, mids? Shrill, annoying high end that you just can't tune out of your current processor? Is your only comfort that some of your neighbors on the dial sound as bad or worse than you do? Then it's time to step up to the new ApheX 2020MkIII.

Radically new processing algorithms and circuitry bring even greater loudness while maintaining clarity and musicality. The bass is tight, deep and resonant, the mids are detailed and forward, and the highs are open and natural. The 2020MkIII is so powerful, yet so clean, it is the only "broadcast" processor used in world class post production and mastering facilities.

With an extensive range of useful controls you can readily achieve your own unique sonic signature ....a sound that you'll never want to get rid of.

Call us today to audition the new 2020MkIII at your station.

**APHEX**  
SYSTEMS

*Improving the way the world sounds*<sup>SM</sup>

11068 Randall Street, Sun Valley, CA 91352 U.S.A  
818-767-2929 Fax: 818-767-2641 [www.apheX.com](http://www.apheX.com)

ApheX is a registered trademark of ApheX Systems




# Capturing audio *in the field*



The Denon DN-F20R uses Compact Flash media up to 192MB. The sampling rate is selectable between 24kHz or 48kHz, and the bit rate is variable from 16kb/s to 128kb/s (MPEG). The two memory card slots allow continuous recording. The unit supports MPEG 1, MPEG 2 and linear PCM (.WAV).

[www.usa.denon.com/pro](http://www.usa.denon.com/pro)



The Sonifex Courier records onto PC Card drives or memory cards up to 2GB and provides recording in MPEG Layer II, .BWF and .WAV formats. In addition, the unit offers POTS and ISDN connectivity with an internal phone book, a USB port for file transfer and a scrub wheel for on-board editing.

[www.independentaudio.com](http://www.independentaudio.com)

A sleek design makes the Maycom Handheld II easy to use for quick interviews. Using Compact Flash cards to record linear or MP2 files, the unit can also be placed into an accessory docking station to download audio files and provide additional I/O and battery recharging.



[www.maycom.nl](http://www.maycom.nl)



The Marantz PMD690 includes a built-in microphone, a built-in speaker and professional mic/line inputs and outputs. It records in stereo or mono to a PC Card or a Compact Flash memory card. Features include an automatic level control and a pre-record audio cache. Audio files can be saved as .WAV, .BWF or MP2.

[www.marantzpro.com](http://www.marantzpro.com)

Recording high-quality audio in the field is easier than ever as the recorders get smaller and more robust.

By Chris Scherer, editor

Recording audio easily in the field combines a careful balance of several elements, including audio quality, recording format and equipment load. Thanks to the continuing miniaturization of electronics and mechanical devices, a great deal of recording power, quality and reliability is available in some highly compact devices.

The uses for portable recording vary widely, but the most frequent application is for gathering news, interviews or actualities. Because of the fast-paced nature of these events, recorders with minimal or easy-to-use controls and features allow recordings to be made quickly and without errors. Many options are available in portable recorders. The most basic models may have an internal mic or mic connector. Some have line-level inputs. Additional features added to the basic package include a built-in speaker, various selections for the recording speed or format, multiple inputs, stereo or multiple tracks, multiple power options or extended battery-time options, editing and transmission capability. As more features are added, the retail price naturally increases. The operational complexity may also increase.

When choosing a model, tailor the features to the application. A reporter on a daily news beat may only need basic recording with a built-in mic and maybe a line-level input for an audio pool feed. He will likely return to the studio after each element, so the editing and transmission features are unnecessary and may hinder easy operation.

Likewise, do not overlook the possibilities that the additional features may provide. If the extra items are out of the way and do not interfere with basic operation, you may find that these features are useful as new situations and needs arise.

## Inside the extras

With a few basic differences, the audio quality of most recorders ranges from

### The Resource Guide

provides a sample of some current portable recorders that are available. For more ideas, see the Radio magazine Buyers Guide online.



# Solid State Recorder

PMD670

## If it's worth repeating...



recording...

editing...

sharing...

archiving...

broadcasting...

## Introducing the NEW PMD670

A reliable, durable, intuitive solution  
for uncompressed .wav recording  
in-the-field!



**marantz** when performance matters  
PROFESSIONAL

# Capturing audio *in the field*

good to outstanding. When a poor recording is made, it can usually be attributed to an incorrect input level or an inferior-quality mic. Some recorders have internal mics, which may yield satisfactory results. They are convenient and simplify operation, but to eliminate background noise or get closer to the audio source, an external mic may be needed. A rugged dynamic mic can make a significant difference.

The external mic connection on a recorder can be a problem. Most connector choices are XLR or 3.5mm. Because of its size and locking capability, the XLR provides a more reliable connection, and it is less prone to being broken. The drawback is that

an XLR connector is substantially larger. This is a limitation in the quest to design more-compact recording devices, but in most cases, an XLR connector will probably be the preferred choice.

Once the audio is recorded, it will most likely need to be transferred to another system. Removable media makes this easy in the studio. For digital formats, it may be quicker to transfer the file directly from the field unit through a direct connection, such as a USB port. In cases where the reporter will not return to the studio, the ability to transfer files via telephone may offer a practical solution. Some recorders offer direct POTS or ISDN connectivity to facilitate these transfers.


## Product Showcase



### Model ACU-1 Audio Control Unit

- 8 x 1 stereo audio switcher
- sixteen logic level status inputs
- eight control relay outputs
- separate left and right silence sensors
- multidrop RS232 communications
- front panel channel indicators and VU meters

innovative solutions

 Sine Systems, Inc.

615.228.3500

more information: [www.sinesystems.com](http://www.sinesystems.com)



The Nagra ARES-P records more than three hours of stereo with a 192MB PC Card. It records in G.722 or MPEG Layer II. Options include a plug-in mic. The ARES-P becomes the Digigram RCX220 with the addition of a USB port and a copy of Digigram's Xtrack editor.

[www.nagraaudio.com](http://www.nagraaudio.com)

## Truthful



### DAC1

*"The Benchmark is a killer! I've only had it plugged in for a few hours, and gain-matched to the Weiss and my TC and the Benchmark sounds: (1) spacious (excellent width and depth) (2) clean (3) robust (4) solid (5) pure"*

**Bob Katz** - Mastering Engineer - Digital Domain, Orlando, FL.

The two-channel DAC1 is perhaps one of the more significant recent advances in digital-audio conversion technology.

It provides some of the finest digital-to-analog conversion through 96-kHz, and will play back 192-kHz with a 48-kHz analog bandwidth. The performance of the DAC1 is unrivaled. THD+N is an astonishing -108 dB measured at -3 dBFS, at any playback frequency, at any sample rate, with any degree of input jitter. You can now hear detail that was previously masked by jitter induced artifacts. If the recording was exceptional, you'll hear it; if it wasn't, you'll hear that as well. The secret? *UltraLock™* technology.

The DAC1 is essential equipment for any location that requires uncolored monitoring. Locations such as mastering and recording studios, broadcast facilities and even high-end home audio environments. The price? An unbelievably low \$795. Call today and experience what is certainly one of the finest DACs in the world.

  
...the measure of excellence!™

**BENCHMARK MEDIA SYSTEMS, INC.**

800-262-4675

[www.BenchmarkMedia.com](http://www.BenchmarkMedia.com)



The Orban Opticoodec 7000 is a portable audio recorder that can edit and transmit via a built-in ISDN codec. It records in MPEG Layer II, Layer III, .BWF and .WAV to type III PC Cards. It features XLR inputs and outputs and a headphone jack. As many as 32 minutes of stereo audio can be recorded.

[www.orban.com](http://www.orban.com)



With XLR, RCA and S/PDIF I/O, the Marantz PMD650 Minidisc recorder features a 40 second audio buffer for shock absorption, two-second pre-record buffer, one-touch recording, variable mic attenuator, backlit LCD display, built-in mic and speaker, a remote control input and a headphone jack. SCMS copy control can be turned on or off.

[www.marantzpro.com](http://www.marantzpro.com)



## Choosing a format

Part of the decision process in choosing a portable recorder is to consider the media format. There are five basic formats in popular use: cassette, DAT, Minidisc, Optical (CD-R and DVD-R) and solid-state (PC Card and Compact Flash). Each format offers its own advantages and disadvantages. While all of them have proven to be practical and provide quality results for contribution material, certain aspects may make one more favorable over another.

When deciding on a format, consider the format's quality, the cost of the format media, reliability of the transport, availability

of media and transferability of the media to other devices.

While cassette is still a popular choice, its analog format is an obvious disadvantage to digital formats. CD and DAT record linear digital audio, which yields the highest quality. Solid-state recorders typically offer several encoding formats, so the audio quality can vary by the choice made. Minidisc uses ATRAC audio encoding, which sounds good. In the end, all of them provide acceptable contribution-level audio.

When it comes to media cost, CD-R wins the race. When purchased in quantity, the price per piece can easily be well below one dollar. DVD-R is priced higher, but will see continued



The Tascam DA-P1 DAT recorder features 48kHz and 44.1kHz sampling rates, S/PDIF and RCA unbalanced analog I/O, balanced XLR mic/line inputs with 48V phantom power, a 20dB pad and limiter, a backlit LCD display for low-light conditions and a headphone jack. It will run for as long as two hours on a single charge.

[www.tascam.com](http://www.tascam.com)

The Pocketrec runs on a PocketPC PDA. The PDA can also run other applications. Audio files are created and stored within the unit or on solid-state memory cards. Record time is limited by the storage capacity. Files can be transferred through the PDA's connection methods. Basic audio editing can also be done.



[www.pocketrec.com](http://www.pocketrec.com)



The Sony TC-D5PROII cassette recorder is a lightweight stereo recorder and features a capstan-servo disc-drive system, external dc power input, balanced XLR mic inputs, VU metering with peak indicators, Dolby B noise reduction, a limiter and mic attenuator, a headphone jack and built-in speaker. A stereo line output is available on RCA jacks.

[www.sony.com/proaudio](http://www.sony.com/proaudio)

Bridging the gap between  
radio and the Internet.

WARP  
adio)))

[www.warpradio.com](http://www.warpradio.com)

Distance and Time Mean Nothing

303.799.9118

[sales@warpradio.com](mailto:sales@warpradio.com)



# Capturing audio *in the field*

price reduction in time. Cassette and Minidisc are relatively inexpensive, with DAT prices being slightly more. Solid-state media has the highest cost, but it never wears out and can offer long recording times.

For reliability, nothing can beat a system with no moving parts. Solid-state recorders win in this arena. The tape formats require periodic cleaning. The optical formats also need clean lenses. Alignment and repair of the mechanical transports can also be a problem. The mechanical formats are also susceptible to problems from vibration.

It is unlikely that you will own a recorder and keep only one

piece of recording media with it. It is always useful to have a spare. If a recorder sees frequent use on the road, the need to obtain backup media on short notice can arise.

I conducted my own unscientific research on this by visiting an electronics department store and a discount department store to evaluate the availability of various media formats. At both I found that CDR and to a lesser extent DVD-R had the greatest representation in the displays, which was not surprising. Solid-state media was also popular at the electronics store, but was in the laptop and digital camera sections and not with the recording media. The next most popular was cassette.



The HHB Portadisc MPD500

minidisc recorder has balanced XLR mic/line inputs, RCA phono line outputs, a headphone jack and S/PDIF digital I/O. A USB interface allows for real-time transfer of files to editing systems. Basic editing functions are also available on the unit itself. A memory buffer prevents errors from vibration and a six-second pre-record buffer adds additional confidence.

[www.hhbusa.com](http://www.hhbusa.com)



The Fostex PD-6 is a DVD-R recorder with a six-channel mixer that accepts mic-level (with 12V T-power and 48V phantom power) or line level signals. Each channel features adjustable input gain, a variable high-pass filter and limiter. AES-3 and S/PDIF I/O is also provided.

[www.fostexdvd.net](http://www.fostexdvd.net)



The Mayah Flashman records onto Compact Flash cards, which allow more than eight hours of recording on a 256MB card.

The removable card can be read by standard PC card readers for file transfer. Its features include 32kHz/44.1kHz/48kHz sampling rates, S/PDIF I/O, XLR mic input, RS-232 data port and a stereo line output.

[www.mayah.com](http://www.mayah.com)

# 12,000-XP ONE OF THE MOST POPULAR CONSOLES EVER!!



# 35% OFF SALE!

NOW ONLY  
**\$4,695**

For more detailed information visit us at: [www.arrakis-systems.com](http://www.arrakis-systems.com) or call: (970) 461-0730





Minidisc had a small showing, while DAT was almost non-existent. Granted, any of these formats can be easily found through other outlets, but for a last-minute need, this is something to consider.

The ability to play the recording in another location can be convenient. Once a facility adopts a standard format, there is the option to play recordings in the studio. Even with this in mind, CD players are everywhere, and cassettes are common, making both convenient choices. Minidisc and DAT are somewhat rare outside the studio. Solid-state media will only be playable in the original recorder or perhaps on a PC.



The Maycom Easycorder is a portable PC Card recorder that includes a graphical editor. A large illuminated screen and illuminated buttons, a mechanical and electrical lock during recording, a large gain control knob and presets for many operational settings add to the Easycorder's functionality. Storage is via the internal memory or via removable PC Cards.

[www.maycom.nl](http://www.maycom.nl)

The Sony PCM-M1 DAT recorder is the company's smallest and lightest DAT unit. It features selectable 48kHz/44.1kHz/32kHz sampling frequency selection, as long as 3.5 hours of continuous recording with supplied NiMH rechargeable batteries, selectable ID6 (SCMS copy protection), record margin indication, start ID level select, a back-lit LCD display, mic/line input, headphone output and line-level output.



[www.sony.com/proaudio](http://www.sony.com/proaudio)



The Marantz CDR300 features stereo XLR and 1/4" mic/line inputs with 48V phantom power, SPDIF inputs and outputs and an internal microphone and speaker. Record levels can be adjusted automatically or manually. You can also record your own CDs from audio sources such as CDs, LPs, cassettes or DAT.

[www.marantzpro.com](http://www.marantzpro.com)

## Other choices

Personal recorders for the consumer market are everywhere. While these devices offer long recording times, they usually do not provide professional features such as an external mic connection or the ability to download recorded data, and they may not be as rugged as professional designs. They may also use inferior coding algorithms.



# HD Radio

## Stepping Up To...

Many have realized the benefits of going HD Radio with BE, as orders for new equipment and system designs have poured in since last year. Entercom, Clear Channel, Greater Media, Crawford Broadcasting, Beasley Broadcast Group, WJLD-AM (first non-experimental AM station to broadcast HD Radio), and many more have chosen BE to help them prepare for the future—the HD Radio future.

**"We're excited about the impact of HD on the future of Radio. BE's solutions have the flexibility to make our implementations easy and cost-effective."**

— Bob Demuth, Vice President and Chief Technology Officer  
Beasley Broadcast Group, Inc.

Take your first step towards tomorrow's new radio format by calling BE at **888-232-3268** or visit us on line at [www.bdcast.com](http://www.bdcast.com).



**888-232-3268**  
[www.bdcast.com](http://www.bdcast.com)

**HD Radio is the Format of the Future.**

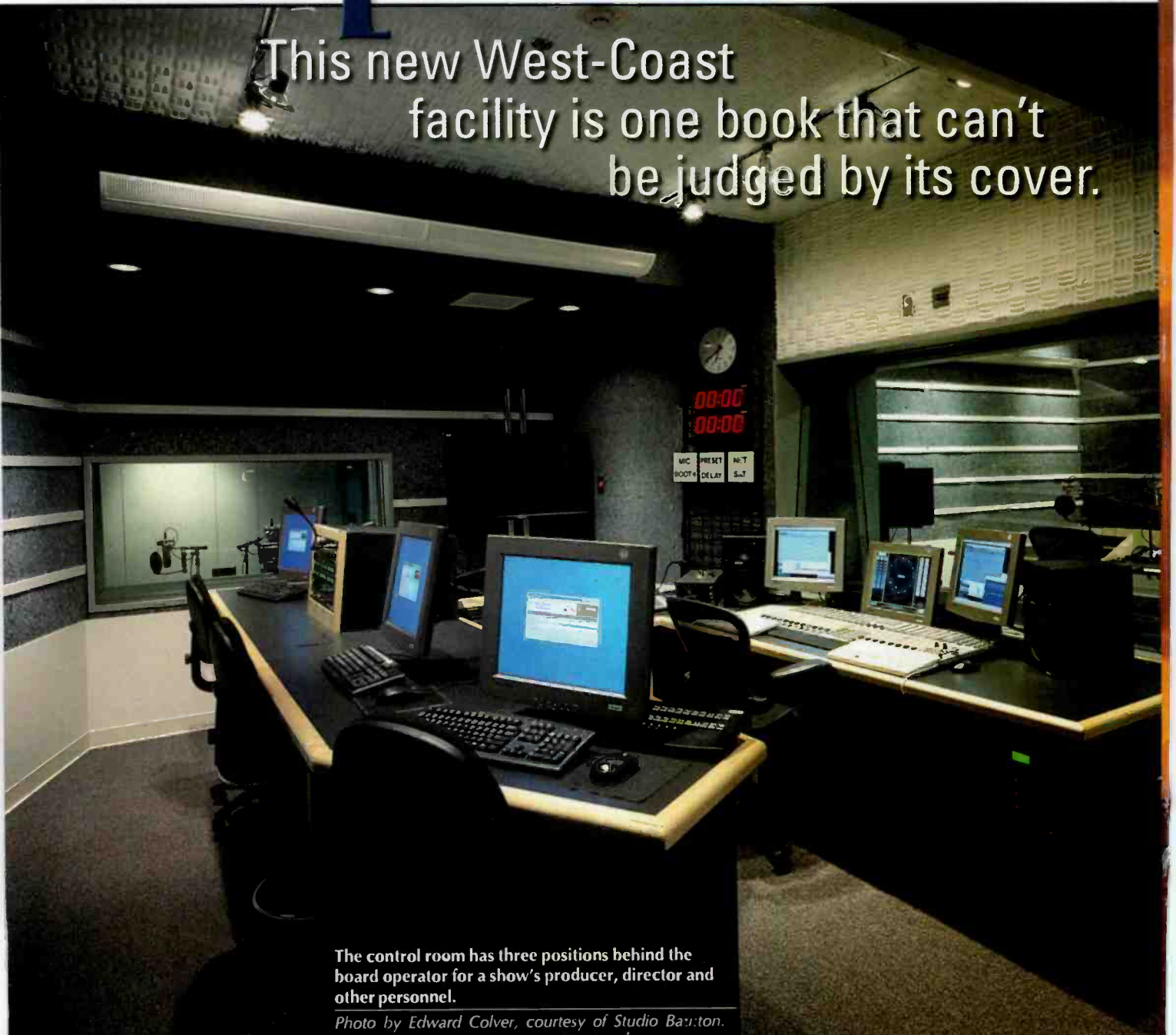
**And the Future has Arrived.**

©2003. HD Radio is a trademark of iBiquity. The BE emblem is a registered trademark of Broadcast Electronics, Inc.

# While others CONSOLIDATE, NPR expands

By  
Kent Kramer,  
CBRE

This new West-Coast  
facility is one book that can't  
be judged by its cover.




The control room has three positions behind the  
board operator for a show's producer, director and  
other personnel.

*Photo by Edward Colver, courtesy of Studio Bantón.*



On arrival at National Public Radio West in Culver City, CA, the building is reminiscent of an old manufacturing facility, but once inside the building is open and inviting. The roof of the building is constructed with wood trusses that span almost the entire building. This provides an interior that is open and spacious. Skylights in the roof provide lots of natural light during the day. Though the building maintains its factory feel throughout, its design provides a nice contrast to the high-tech surroundings of the studios.

The past tenant, an Internet video production firm, left the building with a technical infrastructure that most engineers can only dream about: a high-capacity electrical service with a matching generator transfer switch, a large UPS and a large number of items that could be modified for NPR's use with little effort.



Studio B is used for *The Tevis Smiley Show*. Four independent tables on wheels and umbilical cords allow for the room to be reconfigured.

Top photo by Edward Colver, courtesy of Studio Bau:ton. Left photo by Kent Kramer.



Offices flank the outside wall on one side of the building and a large, open area outside the offices, filled with cubicles for programming and production staffs, allow for comfortable working spaces for everyone. Centered in the building and directly inside the lobby is a kitchen and lounge that provide a comfortable place for everyone to take a break from their desks while remaining close to their offices. The common areas also benefit from skylights that provide natural light to the office spaces.

The studio area occupies the other side of the building. When planning began on the facility, NPR was determined that the building should provide redundant facilities, similar to the Washington, D.C., operation. This was also NPR's chance to enhance its West Coast presence. The overall plans also included room for additional growth. Studio A was left open and undeveloped with tentative plans to build a studio capable of being used as a large performance and recording facility. Plans also included an associated control room.

### Both main and backup

Because this is NPR's second-largest facility, it has the duty of providing backup to the network operations. After the events of the past few years, plans were included that would keep the network active and on

**It's a format converter  
for digital audio!**

**It's a D.A. for digital audio!**

**It's DigiMatch 2X6!**

DigiMatch 2X6 converts between AES/EBU and SPDIF formats, and gives you 6 digital outputs! Use DigiMatch 2X6 to feed both AES/EBU and SPDIF gear! 1/3 rack width, built-in AC power supply.

*In stock at all Henry  
Engineering dealers.*



**We Build Solutions**

www.henryeng.com  
626.355.3656




Blueboxes, Inc.



# EXPERIENCE IS THE BEST SCOTT STUDIOS HAS

It's a fact: Radio's best digital systems come from Scott Studios Corp.



More radio stations choose Scott Studios' air studio systems than the number two and three vendors combined.

Scott sells the most because of the way we work closely with our customers. We send our Scott training technician to visit every new client. We learn what our stations do and how they want to do it. We fine-tune our system to do the job right for them. Then we stay as close as their phones, 24/7.



*Air personality Alex King with Scott's SS32 touch-screen at one of Journal Broadcast Group's Knoxville FM stations.*

Scott Studios listens. We learn from our client stations. We give them new features they want in free software updates.

**1-888-GET-SCOTT**

**In the top ten markets, 180 stations use Scott Studios.**  
**In the five largest markets, 85 stations use Scott Studios.**

Of the 25 largest radio groups, all but one have bought new Scott Studios systems recently.



*Marconi Radio Award winner for Major Market Air Personality, Big Boy, KPWR FM, Los Angeles.*

When group broadcasters standardize on one digital system, nearly all choose Scott.



*Citadel has nearly 200 stations running Scott systems. Shown is Program Director Doug Fischer in an air studio at WTRX, Flint, Michigan.*




*Emmis' WKQX FM, Q-101, Chicago studio for Mancow, featured on a cover of Radio magazine.*



*Also in Radio was WYJZ FM, Indianapolis. Radio One uses Scott and Computer Concepts' systems.*

Scott Studios' popularity is growing faster than ever. Group owners now have experience with many different brands. They appreciate the simplicity, power, reliability and more useful features they get with Scott systems.



*SS32 at K-Wave FM in Santa Ana, California.*




**Computer Concepts Corp.**  
subsidiary of Scott Studios Corp.

**13375 Stemmons Freeway, Suite 400  
Dallas, Texas 75234 USA**



# ST TEACHER... THE MOST EXPERIENCE



*Several dozen Infinity/CBS stations use Scott Studios systems, including legendary KMOX, St. Louis.*



*Scott Studios' Voice Tracker sends song heads and tails over the Internet. Several major groups say our distant city Voice Tracker is the best in the business.*

You may have heard the adage that some ideas don't get put into practice because they weren't invented here, but not so at Scott Studios! Our ego doesn't get in the way of improving our service. In fact, we're happy that our best features came from our clients' ideas. We have more customers, and they include great broadcasters. So Scott Studios delivers more features that really matter to radio stations.

**1-888-GET-SCOTT**



*SS32 user KCBI FM, Dallas, was named Radio Station of the Year at a National Religious Broadcasters convention.*

Software features requested by clients (and delivered by Scott Studios) include timing stretch and squeeze without pitch shift, touchscreen Instant Play buttons, and easy log shuffles.



*Here's Cox's WMMO FM air studio, using Computer Concepts' Maestro and EpiCenter for all digital audio. Cox uses Maestro almost exclusively.*



*Brother Jon Rivers, long-time host of "Powerline" and "20: The Countdown Magazine" uses his Scott SS32 daily on K-Love's national network.*

Other user ideas were our phone recorder with waveforms and audible scrub, live copy on screen, preview endings while cuts are on air, heads and tails Voice Trackers in any studio, segue editor, and integration with News Rooms.



*The cover of April's Radio Guide shows this multi-screen SS32 from Citadel's WGFX FM, Nashville.*

No other supplier has so many customers. No other vendor is as responsive to customer suggestions as Scott Studios. It's a fact: no other digital system is as good as a Scott.

**Scott Studios**  
13375 Stemmons Freeway, Suite 400  
Dallas, Texas 75234 USA



# NPR expands

schedule should the Washington facility become unavailable. Nearly 5 terabytes (TB) of RAID-5 storage provide plenty of linear audio storage. The Los Angeles facility was built from the ground up with the plan to operate with linear audio. Plans to convert the Washington facility to linear audio are in place now as well.


A technical operations center (TOC) provides the central control point for the facility. From this point, technicians are able to control the Dalet audio system and the Klotz Vadis control surfaces in each room. All of the computers in the facility are on Raritan Computer KVM switches. With the KVM switches, the person manning the TOC can bring up any terminal in the facility to aid in troubleshooting or to answer operational questions by users without the need to make a trip outside the TOC. The TOC also acts as a central recording facility for incoming feeds.

Situated around the TOC are five edit suites. The edit suites are housed in prefabricated sound booths built by Wenger. Each suite is centered around a four-fader Vadis console and a Dalet 5.1 workstation. Sony DAT machines and Neumann U-87 microphones complement the rooms. Edit 4 and 5 are also outfitted with Telos Zephyr Xstream ISDN codecs to enable a direct connection to Washington should the need arise. Denon CD and minidisc players are also available in each room. As in all the studios, all analog-to-digital and digital-to-analog conversion is done by the Klotz system.

## Remote control

Control Room B with its associated Studio B plays host to *The Tavis Smiley Show*, which provided many challenges during the construction. Because of the host's considerable commitments to his charitable foundation, Smiley originates his show from his offices in the Crenshaw District of Los Angeles. A T1 circuit ties his studio to the NPR facility and Control B. The challenges came when allowing for the amount of information needed to be shared between the facilities during the show. Some of that is computer-level data.

For the show to run smoothly, Smiley has to have all of the same indicators available to him as he would if he were in the NPR facility. Mic tally, IFB, time code and the "Hey, Tavis" light were just a few of the items that are duplicated between



Studio C has positions for two hosts and two guests. The Control Room is visible from all positions.

Photo by Edward Colver, courtesy of Studio Bau:ton.

the facilities across the T1. CDQ Primas on each end of the T1 provide the connectivity. For better control over the microphone gain, NPR uses Aphex remote-control mic preamps over an IP link.

Because redundancy is a primary mission within the facility, the control rooms operate with redundant Dalet workstations. The GPIs are linked to keep the systems operating in sync. Dalet Navigator is used for playback and the Surfer 4 wave editor is used for on-the-fly editing. A Telos 1x6 telephone interface provides a link to the listeners while a Telos Zephyr Xstream provides the link to other studios and serves as a backup link to the network. An Airtools 6100 profanity delay is also used. Because we live in the information age, each control room is equipped with a Panasonic wide-screen plasma display to bring outside news sources to the talent.


To keep the Klotz mainframes close to the control rooms, but out of the rooms themselves, each control room has a Klotz room. The Klotz room is nothing more than a small room outside the entrance to the control room that houses two equipment racks. The racks hold the Klotz mainframes and the computers for each room that are on the office LAN/WAN.

Studio B is a simple room with four small tables that have recessed openings for CRTs. Each table is on wheels to simplify reconfiguring the room. Studio C features a table that has a provision for two hosts facing Control C and has room for several guests on the other side.

In several places around the studios the system integrators, TGS, custom built panels to provide connectivity into and out of the rooms. Connectors for telephone, headphones, Ethernet, speakers and microphones, as well as various other connections are neatly and clearly presented on an engraved panel.

A main terminal room holds several IBM servers used for the Dalet system. With T3 connectivity for phone, data and

audio between Washington and Los Angeles, users in both facilities have drag-and-drop capabilities for sharing files between facilities. Each of the studios uses a CDQ Prima on the T3 for transmitting and receiving audio to and from Washington. Telephone extensions



The main audio switching station provides direct access to all the audio sources and destinations.

Photo by Kent Kramer.



# Facility Focus

## the technology behind NPR West

### MUSICAM USA Prima LT+



The Prima LT+ is a very popular codec with major broadcasters and production studios. The LT+ is unique in that it can accept three internal ISDN TAs. This enables broadcasters to multicast to six sites. Small networks can save big on satellite up-link fees. The Prima LT+ can combine six ISDN channels to deliver contribution grade audio. NPR and the Metropolitan Opera use this bonding mode to deliver the highest quality program for up-link.

MUSICAM USA's new NetStar takes another big leap forward. Besides MPEG layer 2, 3 NetStar adds AAC/Low Delay AAC, J57 and J41 coding. It's now possible to deliver stereo audio at 96kb/s or lower. Or use Linear J57 coding for digital master quality audio at 1.5 or 2.0Mb/s over IPT1/E1 circuits.

[www.musicamusa.com](http://www.musicamusa.com)  
732-739-5600

### Sony PCM-R500




This DAT studio recorder is the latest in a long line of professional DAT

recorders that have set industry benchmarks for performance and reliability. The PCM-R500 is a true professional machine, offering the audio accuracy of 16-bit linear digital recording, consistent performance, excellent durability, an industry standard format, and a broad array of professional features—including digital I/O and XLR connectors to properly interface with studio equipment. Sony DAT recorders have been used professionally for over 15 years in a wide range of audio applications.

DAT media represents a low-cost, high-performance legacy of millions of tapes in use by audio and video professionals for playback and archiving. Sony continues to support the DAT format with a full line of portable and studio recorders, including PCM-R300 for home studio recording, PCM-R700 for confidence monitoring, the compact PCM-M1 portable recorder and the PCM-7040 time-code DAT recorder.

[www.sony.com/proaudio](http://www.sony.com/proaudio)  
800-472-7669

### Genelec 1031A Active Monitor



Celebrating our 25th year of Active Monitoring, Genelec is pleased that the new NPR facility in Culver City, California has chosen our 1031A Active Monitors for its reference monitor.

The 1031A is a modest sized bi-amplified active near-field monitor designed to fit the needs of many different listening environments. It utilizes an 8" woofer and a 1" metal dome tweeter set into a Genelec Directivity Control Waveguide (DCW), each with its own 120 Watt amplifier. In order to help tailor the sound to various acoustic environments, the 1031A also has a unique set of tone controls that assist in resolving the monitor-to-room frequency response.

Originally introduced in 1991, the 1031A is widely renowned in the audio industry as the premiere reference standard for broadcast, music, and audio post-production recording facilities.

[www.genelec.com](http://www.genelec.com)  
508-652-0900

### Studio Technology Furniture



Studio Technology designs, constructs, delivers and installs studio furniture to the broadcast industry nationwide. Broad-based design and construction

expertise enables the company to provide a range of custom furniture to its clients. Studio Technology can provide a simple custom configuration that is competitive with modular furniture pricing, as well as higher-end furniture using solid surface or other alternative materials. Studio Technology now owns and maintains production facilities on both sides of the country. This enables us to increase our production capability while reducing shipping costs. Studio Technology has participated in major consolidation projects on both coasts and in Hawaii. The company will work with any systems integrator or your local staff and provides complete delivery and installation of the furniture it manufactures.

[www.studiotechology.com](http://www.studiotechology.com)  
800-676-0216

# NPR expands

from Washington are piped to Los Angeles providing the employees intercom capabilities to co-workers in Washington.

With the spacious, new, state-of-the-art facility, NPR has ensured that it is ready for growth in the future. At completion, the facility was tested under fire. Completed just days prior to last year's fall elections, the facility passed with high marks.

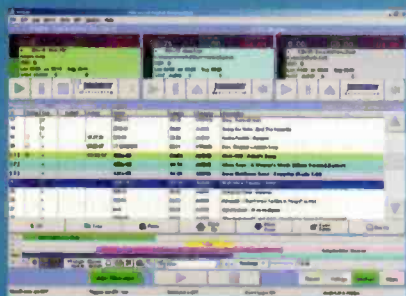
*Kramer is chief engineer of Liberman Broadcasting, Los Angeles.*



The technical operations console routes programming between the studios, the Dalet system and the Washington studios. This room is also used for scheduled program feed recording and technical-support calls.

*Photo by Kent Kramer.*

## New Simian 1.5



**Simian**  
digital automation  
Just \$1499

**Simian 1.5 makes your life easier. Its Windows-based design is easy to use, and it keeps things running smoothly.**

**The new Simian includes additional production mode capability, the ability to save different sessions of Simian and launch them from different desktop icons, and more.**

**Simian is still the most feature-complete automation in the industry and provides powerful, reliable automation for stations in the US and around the world.**

**Thousands of users have discovered how easy and versatile BSI Simian really is.**

**Test and try before you buy.**

Broadcast Software International  
1925 Bailey Hill Road, Suite A  
Eugene, OR 97405  
www.bsiusa.com  
888-BSI-USA1 (888-274-8721)  
info@bsiusa.com

Para el español, llamada Felipe Chavez,  
Distribuidor de los E.E.U.U.  
(916) 368-6332  
fchavez@ommedianet.com



## Key players

*Servers and Mass Storage Integration*  
*Champion Solutions Group;*  
Boca Raton, FL  
*Network Integration and Cisco*  
*Hardware Networking Concepts;*  
Columbia, MD  
*Architects Studio bau:ton;*  
Los Angeles, CA  
*System Integrator TGS;* Chantilly, VA

## Equipment list

ADC patch bays  
Airtools 6100  
Audio Technologies (ATI)  
AES distribution amplifiers  
Dalet Advanced Radio Suite v5.1  
Deneke timer displays  
Denon DN-C680 CD  
Denon DN-M991R minidisc  
Genelec 1029A  
Genelec 1031A  
IBM servers and mass storage  
Klotz Vadis DC II  
Klotz Vadis 880  
Klotz Vadis 501 LCD button controllers  
Leitch UDT-5701  
Mackie Designs HR-824  
Masterclock TCD-100A  
Musicam USA Prima LT+  
Neumann U-84  
Raritan Computer KVM routers  
and extenders  
Sony CDP-XE270 CD player  
Sony DTC-ZE700 DAT  
Sony MDS-JE470 minidisc  
Sony PCM-R500 DAT  
Sony STR-DE185 receiver  
Sony TC-WE475 cassette  
Studio Technology furniture  
Tascam RW-2000 CD recorder  
Telos Systems One hybrid  
Telos Systems Zephyr Xstream  
Wohler Technologies VMDA-4



# The Best 10 Years of *Radio* magazine



The first issue of *Radio* magazine appeared in January 1994 as a supplement to *Broadcast Engineering* magazine. The new publication was a sign of the times; the broadcast industry was changing. *Broadcast Engineering*, founded in 1959, had served radio and television well for nearly 60 years. While convergence has continued across electronic media and entertainment, the individual needs of the component industries has become more specialized. Because of this, *Radio* magazine provided a special focus for the radio audience. In 1995 the supplement became a stand-alone publication.

In the coming months, we will look back on the past 10 years by highlighting events and technologies that have directed the course of the radio industry. In all, these installments will cover the best 10 years of the radio industry and *Radio* magazine.

## Time Line

### 1994

- The changes in duopoly rules are still being developed.
- A variety of digital audio encoding schemes debut. Concerns rise over the effects of transcoding errors and interoperability issues.
- At NAB94, the first RBDS test decoders and analyzers are introduced.
- ISDN BRI increases in availability. It begins replacing Switched 56 service.



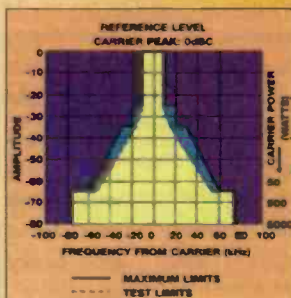
May 1994: Digital exciters provided better sound and stability.

• Digital FM exciters are introduced, as are digital and digitally controlled on-air processors. Digital cart machines and STLs are introduced. Digital consoles are available, but considerably more expensive than their analog counterparts.

• On June 30, AM stations are required to comply with the NRSC-2 spectrum mask requirements.

• At the end of 1994, more than 20 percent of all the stations in the U.S. were part of a duopoly or under an LMA.

• The Emergency Alert System is adopted in December 1994.



June 1994: The NRSC-2 AM RF mask.

### 1995

- Seiko and Timex/Data Broadcasting Corporation develop wrist watch data receivers.
- ISDN codecs hit the market strong.
- Surveys report that 100 radio stations have websites.
- Interfaces between DAWs and automation systems are popular at NAB95.



September 1995: Cleveland's Rock and Roll Hall of Fame and Museum opens.

determines the AM expanded band allocations, adopts rules covering unattended station operations and lifts operator permit requirements.

### More online

- See the Pick Hits from 1994 and 1995 and a gallery of past covers.

## The beginnings of DAB

Digital radio is as popular a topic today as it was nearly 10 years ago. While there is one system currently under evaluation, there were many contenders under evaluation when the DAB pursuit began.

In early 1994, the EIA and NRSC developed a plan to evaluate the various systems so it could make its recommendation to the FCC and to the broadcast industry.

At this time, it was still undecided as to what type of system would work best. Other parts of the world were reviewing the Eureka 147 system.

November 1994: The AT&T IBAC system under test in 1994.



AT&T was developing an in-band adjacent-channel (IBAC) system. AT&T also partnered with Amati to develop two in-band on-channel (IBOC) systems. Thompson was working on two Eureka 147 systems. USA Digital Radio had three IBOC systems under the name Project Acorn. Two were for FM and called System 1 and System 2 FM. The third was an AM system. Finally, the Voice of America and the Jet Propulsion Laboratory were developing two S-band satellite systems.

The systems were gathered in Cleveland at the NASA Lewis Research Center, where they began the evaluation process that took more than a year to complete. Following the start of the lab tests, listening tests were held in Ottawa, Canada at the Communications Research Centre beginning in June 1994. The next phase included field tests in San Francisco.

At NAB95, USA Digital Radio provided mobile listening demonstrations of its system.

During all this, the plans for a satellite digital audio radio service

(S-DARS) were being laid. On Jan. 12, 1995, the FCC released a Report and Order designating 2.31 GHz to 2.36 GHz for S-DARS use. On the international side, Worldspace held its first organizational meeting in January 1995.

At NAB95, broadcasters discussed the idea of proposing restrictions to the FCC on the S-DARS licensees, proposing that the satellite licenses would not be issued until a terrestrial standard had been approved and adopted.

By the end of 1995, L-band and S-band systems were eliminated from consideration for terrestrial radio. The International Telecommunications Union meanwhile adopted Eureka 147 as its DAB standard.



April 1995: The USA Digital Radio mobile demo van at NAB95.



# Harris Broadcast Congratulates Radio Magazine for Ten Years of Broadcast History

*After a Decade, Harris Continues to Lead the Way in Radio Broadcast Technology*

Harris Broadcast Communications, founded in 1922 as Gates Radio, has always blazed the way in developing cutting-edge broadcast technology. From its humble beginnings in a rented apartment in Quincy, IL, Harris has rapidly grown to become a global digital technology powerhouse providing products, systems and services to customers in more than 125 countries.



During its 80+-year history, Harris Broadcast Communications has introduced well over 70 major technological breakthroughs—important “firsts” including many

world standards that have literally changed the way our world sees and hears itself.

## Innovation Leader

In radio alone, Harris has pioneered such inventions as the condenser microphone and remote amplifier, radio automation system, solid-state AM transmitter and MW exciter, digital FM exciter and all-digital FM air-chain, and the world's first uncompressed digital 950MHz Studio-to-Transmitter Link (STL). Harris also has developed the AM modulation standards used by virtually every transmitter manufacturer, including Pulse Duration Modulation (PDM), Polyphase PDM, Pulse Step Modulation, Digital Amplitude Modulation and Digital Adaptive Modulation.

As over-the-air radio broadcasters in the United States begin their transition from analog to the digital broadcasting – HD Radio, Harris is setting the pace with the development of core technologies that will provide a smooth, safe and cost-effective migration path. The sky is quite literally

the limit when it comes to the possibilities and opportunities that HD Radio offers with datacasting over a wider broadcast “pipeline”. Broadcasters will be able to scroll text information for songs, news, scores and weather information. A growing number of new cars offer or will offer a Global Positioning System (GPS) unit that will eventually enable broadcasters to tailor their text messages with personalized and localized information.

As radio's digital leader, Harris is the only manufacturer with solutions for all digital standards and has the largest installed base of HD Radio- and DRM-capable transmitters and DAB systems. Harris also offers an utterly flexible family of STLs and network access solutions including the Intraplex line and the world's first 950MHz uncompressed



The 165,000 sq. ft. Harris Broadcast Headquarters houses Harris' Advanced Digital Engineering Center.

digital STL, a full range of PR&E consoles from full-featured yet cost-effective standalone models to full networking platforms, and complete end-to-end systems.

## Harris Opens Advanced Digital Engineering Center

A milestone mid-way through *Radio* magazine's first decade for Harris was the grand opening of the Broadcast Communications Division's new corporate headquarters and Advanced Digital Engineering Center in Deerfield Township, northeast of Cincinnati, OH, in 1999.

The new 165,000 square foot corporate headquarters centralized Harris' three broadcast business units with key design and engineering resources, and features state-of-the-art laboratories for technical development, a high-power transmitter test laboratory, warehousing shipping and support services for the thousands of products that Harris distributes, and a systems assembly area for building newsgathering and production trucks and staging radio and television systems projects.



Bruce M. Allan, president and general manager, Harris Broadcast

During dedication ceremonies at the new headquarters, Bruce M. Allan, president and general manager of Harris' Broadcast Communications Division, noted, “The digitization of broadcasting is rapidly blurring the lines between television and radio,” Mr. Allan said. “Today's technical innovations in one area very often will have significant applications in another area. We are already seeing the benefits

of a single strategic location in terms of efficiency and operational effectiveness.”

## End-to-End Digital Solutions

Today Harris is focused on providing the most responsive end-to-end digital solutions in hardware, software, systems integration and services for the delivery, automation and management of digital audio, video and data with its three business units:

- Transmission Systems designing, engineering and manufacturing the world's #1 line of analog and digital



# Harris Broadcast – A Decade of Growth and Innovation

1993: DIGIT, the world's first all-digital FM exciter introduced

1994: *Radio* magazine begins publishing  
World's first all-digital radio RF air chain demonstrated

1995: World's first 1000 kilowatt Harris all-solid state MW transmitter on the air

1997: Bruce Allan named President and General Manager  
Acquisition of ITIS, Rennes, France

1998: Harris and PBS launched DTV Express  
DigiDog debuted at NAB1998  
Inraplex Products acquired

1999: Grand Opening of Mason, Ohio headquarters  
Acquisition of PR&I

2000: Louth Automation, acquired

2001: Hirschmann MCN, acquired  
Harris is first manufacturer to receive a license from IBoquity to develop IBOC products

2002: Dexstar AM/FM HD Radio Exciter introduced at NAB2002

radio and television transmission systems (U.S. and European standards) and digital cable systems;

• Studio Products and Systems offer-

ing radio and television studio products including the *BMXdigital™* and *Legacy™* On-Air Digital Consoles and the recently introduced *VistaMax™* Audio Management Hub, digital audio preconditioning technology, which enables 5.1 surround sound and supplemental audio applications, digital network access solutions, a new approach to network-wide audio management, scaleable broadcast management systems for centralized operations, pre-wired systems, and custom-designed and integrated studios, facilities and networks;

• Harris Automation Solutions developing ingest-to-plaintext workflow management solutions that automate

labor-intensive processes, eliminate duplication, originate live productions outside of Master Control, and share media seamlessly throughout a media enterprise.

Each unit is backed by the best service, training and support in the industry.

## Future Forward Thinking


Looking forward to radio's digital future, Harris is deeply immersed in defining and developing digital broadcast technology for the 21<sup>st</sup> century. At NAB2003, radio broadcasters got a glimpse of this

technology with the unveiling of Harris' remote control products that feature computer access capabilities from literally anywhere in the world via the Internet. If you imagined that your transmitter could talk to you via page or e-mail when problems arise, then Harris' remote control products, Re-


Con™ and eCDi™, have realized that vision today. And for the future, Harris engineers promise even more connectivity and synergy in the digital air-



A recently installed studio at Maricopa Community College, Phoenix, Arizona.



*BMXdigital™* on-air console (above) with the *VistaMax™* (right) delivers state-of-the-art networking capabilities.



chain as IT, wireless and RF merge.

This is an exciting time for all of us in the broadcast industry as we explore exciting new broadcast formats and opportunities. In many ways, we are like those early broadcast pioneers who had to literally invent the radio/television business as we re-invent this mass media, all over again. ■



# Clear Channel Cleveland

By Mark Krieger, CBT

# Short

# turnaround



**O**n Aug. 28, 2000, Dave Szucs, director of engineering for Clear Channel Communications Greater Cleveland operations received word that a lease finally had been signed for the company's new 59,000 square-foot multi-station facility. At the time, he could not decide whether he felt more panic or anticipation as he realized that operations from the new Independence, OH, location had to begin within seven months.

It was a formidable timetable. The first station to occupy and commence operation from the new location was the leviathan WTAM-AM 1100, a 50kW full-service news/talk station that also serves as network flagship for the city's NFL, AL and NBA professional sports franchises. This meant dealing with a morass of telecom and satellite issues, multiple studios and a newsroom with 14 networked audio workstations. Stretching the schedule, the station hit the air from its new home on April 28, 2001.

This was just a warm-up. Over the next six months, the group's five FM stations moved in on a roughly 30-day cycle, making the journey from three other pre-existing facilities. The occasion also served as a step-off point for an upgrade of the existing Prophet WAN audio servers to the

Prophet Nexgen platform, a process that tested the nerves of IT and programming staffs already undergoing transitional strains.

When the dust settled, Szucs and his crew found themselves facing a sizable punch list. With 27 studios (and provisions for an additional four) the need to generate designs and documentation on the fly (a process known as concurrency among defense contractors) often had engineers working double shifts.

As with any consolidation of this scope, there were unexpected complications. A 70-foot microwave antenna tower designed to



Deceptively tranquil here, the newsroom comes alive when its 14 workstations are occupied. A central master clock display keeps things in sync.





**WMJI**  
**Majic 105.7**

Large-graphic logos mark the entrances to the FM studios along the central corridor. The AM news/talk area is at the end of this hall.

provide sufficient clearance for the multiple STL paths of the six stations was stymied by a local zoning board, and all but one of the stations found themselves operating via T1 Intraplex links. Studio configuration preferences of individual stations, temporarily set aside in favor of interoperability, had to be accommodated over time through studio customization. Likewise, removing, cataloging and deciding where existing equipment could be incorporated into the new facility was an ongoing process. But by the end of the first year, it was time to breathe easier and declare victory, as the largest single migration/integration of radio facilities in Cleveland broadcast history was essentially complete.

### The layout

While glancing over a studio floor plan, there is a noticeable line of demarcation between the AM news/talk operation and the music-based FM stations. The WTAM design has a dual focus, one centering around a comfortably large talk studio/control room configuration with two adjoining news studios, and the other dominated by the newsroom with its 14 Newsready workstations, master clocks, satellite video and radar displays. The remainder of the AM side has a Protools-powered production studio, still another news studio, and a live sports studio that sees double duty as a sports network master control point and production room. This same studio uses one of two legacy consoles brought from the previous FM studios, an enormous PR&E BMX III-32, refurbished and well suited to its multi-role mission.

The FM studios, in contrast, are laid out in a regimented, cookie-cutter approach. The six parallel sets of rooms, or modules, are identical in dimension and function. Each module consists of a show prep room, production studio, news/voice tracking studio and an air studio equipped with a Harris/PR&E Airwave console. Even though there are only five FM stations in the local cluster, the

[www.beradio.com](http://www.beradio.com)

**Operate any 3-phase broadcast transmitter from a 1-phase utility supply with the Phasemaster® Rotary Phase Converter**

**The most reliable alternative to utility 3-phase... AND the least expensive!**



- High efficiency output
- Maintenance free operation
- True 3-phase, NOT open-delta
- Approved by all utilities
- Over 1000 TV and radio stations rely on Phasemaster®

*Turn any location into a 3-phase site within hours!  
Save thousands of dollars on utility line extensions  
Recommended by leading transmitter manufacturers*

**General Offices**  
604 N. Hill St.  
South Bend, IN 46617  
800-348-5257  
574-289-5932 (fax)



**Western Region**  
4127 Bay St. #6  
Fremont, CA 94539  
510-656-8766  
510-657-7283 (fax)

*The World Leaders in Single to Three-Phase Power Conversion*

[www.kayind.com](http://www.kayind.com)

[info@kayind.com](mailto:info@kayind.com)

**dataworld<sup>®</sup>**



**Engineering Feasibility Studies  
2000 Population Reporting  
AM, FM, TV/LPTV, Translators  
Wireless (ITFS, MDS, MMDS)**

**Custom Mapping  
Predicted FCC Contours  
Longley-Rice Received Signal Level Coverage  
Demographics**

**Subscriptions  
DataXpert™  
FLAG FCC Monitoring Service  
Engineering Services**

**[www.dataworld.com](http://www.dataworld.com)    [info@dataworld.com](mailto:info@dataworld.com)**

800 - 368 - 5754    301 - 652 - 8822    301 - 656 - 5341 (fax)  
P.O. Box 30730    Bethesda, MD 20824

# Clear Channel Cleveland

extra set of studios allows for overflow, redundancy and network origination of syndicated content. Rounding out this studio block is a live performance studio complete with a control room suited for additional production work. To lend a sense of individual identity, each station has its logo emblazoned on the wall next to that module's entrance off the main corridor.

Throughout the entire studio core, the basic design principles are exemplified by the use of non-parallel studio walls, magnetic seal doors and central cable trays. Studio cabinetry is a standardized modular design allowing interchangeability and simple layout.

Connectivity between studios, workstations and the outside occurs at several levels. Prophet Nexgen (music and commercial inventory) and Newsready (news/sports copy and integrated audio) supply digital source material not only to the Cleveland hub, but also to outlying company properties via Clear Channel's WAN. This system provides tremendous programming flexibility. Meanwhile, the routing and distribution of real-time audio and digital sources is handled by a Sierra Audio Systems 64000 router with 128 inputs and 56 outputs.

Remote broadcasts are a staple throughout the industry and Clear Channel Cleveland is no exception. Sixteen Telos Zephyr/Zephyr Xstream ISDN codecs carry the day-to-day load, backed up by four Comrex POTS codecs. But remote pickup is not



Monitors and keyboards overwhelm the BMXIII-32 console in the sports network control studio.



Seating a host, producer and as many as six guests, there is no room for confusion about whose studio this is.

limited to hardware alone—the facility is also served by a high-tower, narrowband RPU repeater system for news and traffic as well as a two-channel, four-site network of wide-band RPU receivers providing audio links for a small fleet of remote trucks.

## Today and tomorrow

In many ways, this snapshot of Clear Channel's Cleveland build-out is a template for the kind of synergy promised by large market consolidation. Yet it remains a work in progress. Several new studios are being built, while some existing studios are undergoing further modification and refinements. For engineers that like to stay busy, life just doesn't get any better than this.

*Krieger is a contract engineer based in Cleveland.*

## Equipment List

360 Systems Instant Replay	Electro-Voice RE-27 N/D
360 Systems Shortcut	Fidelipac 340 on-air lights
Acoustics First studio	Gentner SPH-10
soundpanels	Gepco 24 pr. control cable
ADC Pro Patch	Gepco GEP-552624GFC 24 pr.
ADC-I-24B wire	110 ohm multiconductor
termination blocks	Harris Airwave 20
AKG 414 B-ULS	Harris Intraplex Plus System
Audioarts R-5	JBL 4408A
Audiometrics DA 16000.b	Mackie d8b
Audiometrics mic booms	Mackie DB-8
Baird satellite mounts	Middle Atlantic
Benchmark HPA-1	equipment racks
headphone amps	PR&E BMX III
Broadcast Tools ICM	Prophet Nexgen
16 intercom	SAS 64000
Cabinetworks Unlimited	Shure SM-7
studio furniture	Symetrix 528E mic processors
Circuitwerks telephone	Telos 1A2 Interface
autocouplers	Telos Delta 100
Comtech 3.8m satellite dish	Telos Delta hybrids
Digidesign Pro Tools	Telos One
Dixon NM-250	Telos Zephyr Xstream
newsroom mixers	Newsready 32

## Web enhanced

For more photos and a floor plan of the Clear Channel Cleveland facility, read this story online at [www.beradio.com](http://www.beradio.com).



# Facility Focus

## the technology behind Clear Channel Cleveland

### Gepco 552624GFC



Gepco International, Inc. is expanding the 5526GFC series of 110Ω AES/EBU digital audio multi-pair to include the 24-pair 552624GFC. In conjunction with the existing four-, eight-, 12-, and 16-pair versions, the 552624GFC provides a convenient way to interconnect between digital audio consoles, recorders, processors and routers.

As with all other 5526 series products, 552624GFC features an exacting 110Ω impedance, low jitter and attenuation, ease of termination and flexibility. Pair construction consists of two stranded 26-gauge conductors, foam polypropylene insulation, 100 percent foil shield with drain wire and a color-coded and alphanumerically numbered PVC jacket. Each pair also features a non-conductive polyethylene rod that maintains the impedance, lowers the capacitance and provides structural integrity.

The outer jacket is extruded from Gepco's extra-flexible GEP-FLEX compound, which remains extremely flexible in both high- or low-temperature environments and provides superior abrasion resistance and durability. It is rated UL type CM.

[www.gepco.com](http://www.gepco.com)  
800-966-0069

### AKG C 414 B-ULS



The AKG C 414 B-ULS has a well-deserved reputation for flawless performance in recording and broadcast studios. Its crisp, full-bodied, naturally open sonic character has made it one of the world's most widely used studio condenser microphones.

Made in Vienna, Austria, the C 414 B-ULS has dual 1-inch gold-sputtered diaphragms coupled with premium electronics that deliver exceptionally flat response and very uniform off-axis transitions. Four polar patterns and two bass filter settings allow customization of the microphone for any voice or application.

A 3-position pad allows the C 414 B-ULS to be used in sound fields as high as 160dB with less than 0.5% THD. The C 414 B-ULS comes complete with shock mount, windscreen, case and 3-year warranty. Thanks to Clear Channel for using AKG!

[www.akgusa.com](http://www.akgusa.com)  
615-620-3800

### Acoustics First



Acoustics First manufactures and distributes a range of acoustical products to control sound and eliminate noise. Concern for sound quality at the source eliminates the need for excessive electronic processing of the audio.

Acoustical control devices include fabric covered, high density acoustical fiberglass panels, quarter round corner traps and polycylindrical diffusers that are true bass traps as well as sound scattering devices. All products can be color matched and come with the hardware for wall mounting.

The company's Sound Channels® - 2 acoustical wall fabric is available in 61 colors and may be installed like wallpaper to provide a uniform minimum sound absorption on all walls.

Acoustics First also manufactures the patented "binary array" Art Diffusor® and the Cutting Wedge® line of standard acoustical foam.

[www.acousticsfirst.com](http://www.acousticsfirst.com)  
888-765-2900

### Prophet Systems Innovations NexGen



NexGen Digital Broadcast is the full-featured digital audio system, powerful enough to meet the needs of the largest multi-site radio operations, but scalable and cost-effective enough for single stations. NexGen

contains many customer-driven enhancements that assist Cleveland's operation, including an expanded multi-layered approach to fault tolerance, redundancy, and data backup. Our WANcasting feature enables bulk file feeds and off peak time delivery. Digital Reel to Reel increases control of external hardware devices, provides more options for recurring recordings, and a centralized view for any user in the system to monitor the real-time status of recordings.

And now you can research and buy online! NexGen 2 Studio Suite includes all the Prophet software needed to run your station, packaged into hardware that maximizes your investment of money and time.

[www.prophetsys.com/Studio1.asp](http://www.prophetsys.com/Studio1.asp)  
877-774-1010





## APT/Pulsecom PCAU

By Rodney Belizaire, CBRE

www.beradio.com

Since its inception in 1936, WQXR-FM has built a strong reputation as New York City's premier classical music radio station, and is proud of the fact that it was the first commercial classical station in the United States. Now owned and operated by The New York Times Company, which acquired it in 1944, WQXR is the most listened-to classical station in the United States and presents regular news, analysis and commentary, often featuring correspondents from the *New York Times*. WQXR's signal emanates from the top of the Empire State building and covers the five boroughs of New York City, northern New Jersey, Long Island, Westchester, Rockland and Putnam Counties and Fairfield, CT.

WQXR-FM has always been at the cutting edge of technological innovation. Major Edwin Armstrong conducted the first FM stereo tests on WQXR, and our AM outlet was the first AM stereo station in New York.

### Performance at a glance

- 20Hz to 15kHz frequency response
- Low latency; less than 4ms
- Front-panel status LEDs
- Uses the Apt-x algorithm
- Standard 2B1Q U interface

During 2002, WQXR decided to move the station's newsroom from its main Union Square District studios on 5<sup>th</sup> Avenue to the Times' newsroom located in the *New York Times* building on 43<sup>rd</sup> street in the heart of Times Square. The advantage being WQXR's news people could use the resources at the Times, as well as collaborate with their colleagues at the newspaper and NY Times Digital, which creates the *New York Times* on the Web.

Moving an entire newsroom and announce booth a distance of 30 blocks was an issue in itself, but the bigger challenge was routing the news feeds on an hourly basis from the *New York Times* to WQXR. In addition to construction and acoustical issues, this meant establishing a new bi-directional link between our studios and the *New York Times* offices.

Historically, the local telephone company could, with sufficient notice, install balanced copper circuits for remote or studio-to-transmitter links. However, in recent years this technology has become harder to support and the onerous task of balancing the circuits has resulted in the telephone company's decision to no longer support this service.

Faced with this situation, I began looking at alternative technologies that might fill the vacuum. The best of these invariably required proprietary HDSL availability, thus adding a considerable delay to installation time. There were also loop-length issues involved, and problems with preserving dynamic range throughout the broadcast chain—something that is particularly important when you're dealing with classical music and traditional jazz.

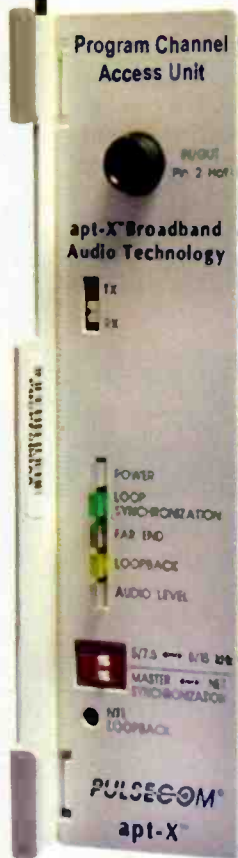
After much deliberation, our local telephone company, Verizon, recommended a service using a Program Channel Access Unit (PCAU). This encoder/decoder card, which was developed as a joint venture by Belfast-based Audio Processing Technology (APT) and U.S.-based Pulse Communications (Pulsecom), uses APT's Apt-x 4:1 data compression algorithm as its core technology. It will

pass an 8kHz or 15kHz mono signal over 64kb/s or 128kb/s links respectively, enabling broadcast-quality audio from any D4, DLC or NGDLC carrier system. In the PCAU format, the Apt-x algorithm is implemented on boards incorporating Pulsecom's ISDN U interface and featuring plug-and-play Type 400 mechanics and network standard loopbacks.

I worked with the Apt-x algorithm before in an STL product and an automation product, and was satisfied with the performance of the compression algorithm, particularly with the low delay (latency) and the good audio response. This was reaffirmed after an in-house demonstration from Verizon.

However, once convinced of the technology, I had to order the service—in this case a 15kHz mono, full-duplex link that I required for the news feeds. The bandwidth was necessary to implement the maximum performance of the PCAUs and the return feed was needed for talkback and monitoring.

With four weeks to go before we were scheduled to move the newsroom, my main concern now was how long it would take to install the service. I also was concerned about the number of central offices that





would be used to route the signal. Would both issues result in unworkable or unmanageable delays?

The Verizon staff surpassed their best efforts and managed to install the service in less than two weeks, routing the signal via three central offices at 18<sup>th</sup> St., Broad St. and 42<sup>nd</sup> St. The speed of the install was aided by the fact that the PCAU cards use telco-standard 2BIQ 128kb/s technology for data interface. Once installed, the low-coding delay of the Apt-x algorithm—less than 4ms end-to-end at a 32kHz sampling rate—allowed our newscasters to monitor their own voices off air after the program content had gone from WQXR to the *New York Times* newsroom, back to WQXR and then via STL to broadcast from the Empire State Building. The total delay was a manageable 20ms, and it sounded excellent.

I ran some tests on the link and the dynamic range was close to the maximum of 96dB for 16-bit audio. Headroom was 24dB and the response was flat from 20Hz to 15kHz. With the front panel indicating power, network, far-end synchronization and audio level, I had status at a glance, which is always a comforting feature for a station engineer.

For WQXR, the PCAU card addressed a number of problems without compromising audio quality or delay. The newsroom is running successfully from its new location and to date we are satisfied with our chosen solution. The problem was solved so effectively that now I am

considering the PCAU card for additional voice and music circuits in the near future.

*Belizaire is chief engineer of WQXR-FM, New York.*

## APT

<b>P</b>	323-463-2963
<b>F</b>	323-463-8878
<b>W</b>	www.aptx.com
<b>E</b>	customersupport@aptx.com

**Editor's note:** Field Reports are an exclusive Radio magazine feature for radio broadcasters. Each report is prepared by well-qualified staff at a radio station, production facility or consulting company.

These reports are performed by the industry, for the industry. Manufacturer support is limited to providing loan equipment and to aiding the author if requested.

It is the responsibility of Radio magazine to publish the results of any device tested, positive or negative. No report should be considered an endorsement or disapproval by Radio magazine.

# v3 | MORE MUSIC

SUPPORTS 2ND OUTPUT FOR HD RADIO OR NETCASTING

SUBTERRANEAN BASS SLAM WITH NEW GREGG PRESETS



### WEST COAST

**Doug Tharp**  
Voice 866.673.9267  
Cell 818.338.7314  
Email dtharp@san.rr.com

### SOUTH-WEST

**Tyler Callis**  
Cell 817.312.6338  
Email tylercallis@integrity.com

### CENTRAL

**Bernie O'Brien**  
Cell 731.695.1714  
Email bernieob@earthlink.net

### MID-WEST

**Mary Schnelle**  
Voice 1.800.245.4307  
Fax 513.583.1343  
Email mschnelle@maryschnelle.com

### MID-SOUTH

**Bob Mayben**  
Voice 877.391.2650  
Fax 256.543.0535  
Email bobmayben@usa.net

### NORTHEAST

**Dan Lohse**  
Voice 908.722.6015  
Fax 908.722.4359  
Pager 877.792.8024  
Email scmsnorth@aol.com

### MID-ATLANTIC

**Chris Singleton**  
Voice 410.348.9925  
Fax 410.348.9924  
Email ke3mc@goeast.net

## OPTIMOD-FM 8400 v3

MUSICAL CONSISTENCY THAT BRANDS YOUR SOUND.

**SCMS, INC.**  
YOU KNOW - WE KNOW - RADIO!

Trade-ins welcome

**CORPORATE SALES OFFICE - PINEVILLE, N.C.**

Toll FREE 800.438.6040

Fax 704.889.4540

www.scmsinc.com

# Station to Nation

*Come Together. Revolutionize Radio.*

October / 1-3 / 2003

Pennsylvania Convention Center, Philadelphia

**2-for-1  
Registration —  
NAB Members Only!**

For more information go to:  
[www.nab.org/conventions/radioshow](http://www.nab.org/conventions/radioshow)

PHILADELPHIA

Thursday, October 2  
Group Executive Session




Moderator  
**Sean Hannity**  
The Sean Hannity Show  
ABC Radio Networks

Group Executives Including:



Mary Quass  
NewRadio Group, LLC



Virginia "Ginny" Morris  
Hubbard Radio



John Hogan  
Clear Channel Radio

Sponsored by:



Wednesday, October 1  
Super Session

**John Walsh**  
America's Most Wanted  
ABC Radio Networks




Thursday, October 2  
NAB Marconi Radio Awards  
Reception, Dinner & Show

Master of Ceremonies  
**Steve Farvey**  
Comedian & Host  
KKBT-FM Los Angeles  
Syndicated by Radio One

MARCONI  
Radio  
AWARDS

Sponsored by:



Thursday, October 2  
Keynote Address  
**Rush Limbaugh**  
Premiere Radio Networks

Sponsored by:



THE NAB  
RADIO  
SHOW

THE NAB  
RADIO  
SHOW



## Technical Workshops

Attention Engineers the best way to advance your career in broadcast engineering is to network with your peers and keep up to date on new technology developments. The NAB Radio Show provides a unique opportunity to meet with others in your field and learn how they are tackling the issues you may be facing at your facilities. Three full-day world-class Technical Certification Workshops will address critical topics such as: antennas and transmission systems; digital studios and facility networking; digital audio broadcasting as well as transmitter maintenance.

### AM/FM Antenna Certification Workshop

Wednesday / October 1 / 8:00 a.m.–4:00 p.m.



Ben Dawson  
Hatfield &  
Dawson



Ron Rackley  
du Treil,  
Lundin and  
Rackley, Inc.



Tom Silliman  
Electronics  
Research, Inc.



Bob Surette  
Shively Labs



Steve Church  
Telos Systems



Scott Stull  
iBiquity Digital  
Corporation



Glynn Walden  
iBiquity Digital  
Corporation



Jeff Detweiler  
iBiquity Digital  
Corporation

### Digital Radio Certification Workshop

Thursday / October 2 / 9:00 a.m.–5:00 p.m.

### AM/FM Transmitter Certification Workshop

Friday / October 3 / 9:00 a.m.–4:00 p.m.



John Bisset  
Harris  
Corporation

### Introducing

## The Radio Exchange

This year, The NAB Radio Show has it all — an intimate sales environment where you can view product demos, meet with vendors and comparison shop; targeted exhibits that integrate cutting-edge technologies with on-site programming; and a unique location that was a former railway station, converted beautifully and located conveniently between the headquarters and the session rooms. We call it **The Radio Exchange** — and it will change networking as you know it.

## List of Participants

AEQ  
Arbitron  
Army National Guard  
ATI - Audio Technologies Inc.  
AUDEMAT  
BIA Financial Network, Inc.  
BMI  
Broadcast Electronics, Inc.  
Business TalkRadio  
Coaxial Dynamics  
Communication Graphics, Inc.  
Comrex Corporation  
Dalet Digital Media Systems USA, Inc.  
Dielectric Communications  
dMarc Networks  
Emkay Designs  
ENCO Systems, Inc.  
Energy-Onix  
ERI-Electronics Research  
FamilyNet  
First MediaWorks  
FirstCom Music Inc.  
Fontera

Gepeco International, Inc.  
Harris Corporation  
iBiquity Digital Corporation  
IMAS Publications  
Inside Radio  
InterTech Media  
LakeSoft  
LARCAN USA, Inc.  
Logitek Electronic Systems  
LPB Comm. Inc.  
Mackay Communications  
Marketron  
Media Professional Insurance  
MEDIATOUCH  
Miller, Kaplan, Arase  
Moseley Associates, Inc.  
MUSICAM USA  
National Weather Service  
Nautel Maine, Inc.  
NPR Satellite Services(R)  
Propagation Systems, Inc.  
Prophet Systems Innovations  
Radian Communications Services

Radio & Records  
Radio Ink Magazine  
Radio Magazine  
Radio Systems, Inc.  
RCS  
RedLine Press  
Register Data Systems  
Robinson Media  
Roll a Sign, Div. of Reef Industries, Inc.  
Rules Service Company  
S.W.R., Inc.  
SCA Promotions  
Scott Studios Corp.  
Sennheiser  
Shively Labs  
Sierra Automated Systems & Eng. Corp  
Sony Electronics  
Staco Energy Products Company  
StratosAudio, Inc.  
Superior Electric  
The Media Audit  
V-SOFT Communications

Revolutionize  
your Station  
Register Now!

For the most up-to-date information visit [www.nab.org/conventions/radioshow](http://www.nab.org/conventions/radioshow)



## Liebert Foundation MCR

By Kent Kramer, CBRE

In today's climate of consolidation, doing more with less is fast becoming a standard operating procedure. Engineers are being asked to put more equipment into smaller spaces. Three things must be considered when reliability is concerned: cooling, cleanliness and clean power.

When Big City Radio chose to move its Ventura, CA, station to a new location, it chose a communications site that was already home to two other radio stations. The stations would share a concrete block building that was about 30' x 30'.

With all three stations sharing the building, cooling is a major issue. Air is forced into the building through a filtered blower on the roof. To allow the forced air to escape, every third concrete block is turned on its side on the top of the building on three sides. Additional cooling is provided by two consumer-style window air conditioners mounted in the walls. One is directly behind the air intake on the Class B station's transmitter and the

dirt that enters the room is held inside by the almost random air patterns.

While the room environment was less than ideal, the tower location was ideal. We were not willing to sacrifice system reliability when constructing the site. One option was to seal the room and install cooling adequate for all three stations. This proved to be too expensive and not worth the return on investment.

The solution to our problem was the Liebert Little Glass House. The Little Glass House (LGH) is an environmentally sealed equipment rack. Since we purchased our LGH units, Liebert has developed the next generation of enclosure and named it Foundation Mini Computer Room (MCR). It has the same basic principles of operation, but offers added improvements to the original LGH.

The racks of the MCR contain a rack-mounted environmental cooling module (ECM) at the bottom of each unit. The cooling modules are designed to keep the interior temperature below the exterior temperature and not maintain a specific internal temperature. By using two racks we were able to distribute the cooling load of our equipment between the two.

To maintain separate cooling, the racks could not be ganged together to form a single unit. Two approaches were considered. One was to place one transmitter and exciter in each rack and separate the main and backup audio equipment to provide failure protection. The other was to separate the equipment into two categories, RF and audio. In the end, the physical size of the hardware dictated that the left rack holds the main and auxiliary transmitters and both exciters. The right side rack holds all of the audio, monitoring and telemetry equipment.

### Installation

In an effort to help with the heat loading of the building, we built a wooden platform behind the racks to act as a plenum to help direct the heat from the exhaust of the rack out of the building. Liebert manufactures a product designed to duct the exhaust heat away from the rack, but it would still require a platform to cover and protect the ductwork. The plenum seemed to be the better choice.

The MCR system cools the contents by recirculating air around the equipment. Air is directed up one side and pulled back through the Environmental Cooling Module (ECM) on the other side, creating a circular airflow inside the rack. Air is pulled from the front of the rack through a filter and exhausted at floor level in the back to cool the coils.

With the Foundation MCR, should the ECM fail, there are options available to maintain some level of cooling. We opted for the single fan mounted on the back door. Louvers on the front door and rear door open when the

### Performance at a glance

- Adjustable rack rails
- Threaded or square rack rail holes
- Climate-controlled rack
- Integral UPS
- Optional monitoring capability

other is in a corner opposite the air inlet from the roof blower.

The Class B station ducts its transmitter exhaust directly outside, while the Class A exhausts into the room. Because of the lack of minimal positive pressure on the room and it being open to the outside, the room environment is dirty from dust and pollen. With the various circulating patterns generated by the air conditioners, the roof blower and the various fans in the transmitters and auxiliary equipment, any





temperature inside the rack reaches an adjustable limit. Filtered air is drawn in and through the rack to draw heat out. When the emergency fan is not in use, the louvers are kept sealed by magnets to prevent dirt from entering. The new Foundation series racks feature several configurations for primary and auxiliary cooling.

Power distribution inside the rack is by a factory-installed plug mold. All of the electrical connections to the LGH and the Foundation rack are designed to be plugged into a wall outlet.

### Continued development

The Foundation series offers several options. There are a variety of sizes from a custom height of 44" (22RU) to 84" (46RU). The standard height is 78" (42RU). The optional fan-based cooling packages have high-ambient temperature or low-noise options depending on the usage. All of the hardware operates on 120V, single-phase power.

To include UPS power to the rack, Liebert can integrate a rack-mounted UPS. We felt that instead of having two separate UPS systems, it would be more advantageous to provide a UPS for the entire site. This also reduced the heat load inside the rack and gave us more available rack space.

*Kramer is chief engineer of Liberman Broadcasting, Los Angeles. He prepared this article while working for Big City Radio.*

### Liebert

- P** 800-877-9222
- F** 614-841-6022
- W** [www.liebert.com](http://www.liebert.com)
- E** [info@liebert.com](mailto:info@liebert.com)

**Editor's note:** Field Reports are an exclusive Radio magazine feature for radio broadcasters. Each report is prepared by well-qualified staff at a radio station, production facility or consulting company.

*These reports are performed by the industry, for the industry. Manufacturer support is limited to providing loan equipment and to aiding the author if requested.*

*It is the responsibility of Radio magazine to publish the results of any device tested, positive or negative. No report should be considered an endorsement or disapproval by Radio magazine.*

**12,000-XP** ONE OF THE MOST POPULAR CONSOLES EVER!!!

**35% OFF SALE!**

NOW ONLY **\$4,695**

For more detailed information visit us at: [www.arrakis-systems.com](http://www.arrakis-systems.com) or call: (970) 461-0730

# New Products

By Kari Taylor, associate editor

www.beradio.com

## Digital on-air radio board Audioarts Engineering




**DX-16:** This console features a compact footprint and a built-in router that assigns any source to any input or monitor. The unit controls 16 input channels and two caller phone channels. It is equipped with digital bar graph metering and alpha source displays. This product provides analog and digital stereo PGM and AUD, mono 1 and 2 output buses, in addition to four mix-minus outputs. Assignable machine control ports are optoisolated. Direct access to rear DB-25 I/O connectors facilitate easy countertop installation.

252-638-7000; fax 252-637-1285  
www.wheatstone.com; sales@wheatstone.com

## Combiner and filter Dielectric

**FM/HR Radio:** The combiner and filter enables an FM station to implement HD Radio by combining the output power of a digital transmitter with an analog FM transmitter for use with an existing antenna system. A high-performance, dual-elliptic band-pass filter is included for special filtering of the digital transmitter. This filter design has exceptionally uniform response across the channel bandwidth for group delay performance and negligible effect on the digital waveform. High suppression of out-of-band energy ensures compliance with the spectrum mask and digital occupied bandwidth requirements of the FCC.

800-341-9678; fax 207-655-7120  
www.dielectric.com; dcsales@dielectric.com



## Riser bases Middle Atlantic Products

**RIB series:** A series of riser bases, raised floor rise feet and support angles, these risers provide broadcast engineers with a time-saving and effective means to install equipment rack enclosures and related cable management in raised floor broadcast facilities. The riser bases can be used as standalone units or in conjunction with the feet and angles to meet a wide range of raised floor challenges. The RIB series riser bases are designed to elevate equipment racks 2-1/2" above the floor to provide a lower cable chase between rack enclosure systems in multibay applications. The bases are also useful for performing field rough-ins before rack enclosure systems arrive on site.

973-839-1011; fax 973-839-1976  
www.middleatlantic.com; sales@middleatlantic.com

## Automation system Arrakis



**Digilink-Xtra:** Besides all the features of the company's Digilink-Free, this version uses off-the-shelf PC sound cards. It can be used live on air with a jingle array and six-cart stack or in full automation. The built-in scheduler features a one-week rotating schedule. Manual or timed audio recording can be built into a schedule. The system supports two sound cards, allowing users to preview audio files during on-air use. This also allows the system to operate on air while a schedule is built from the same computer.

970-461-0730; fax 970-663-1010  
www.arrakis-systems.com; sales@arrakis-systems.com

## Audio acquisition tool Dalet Digital Media

**Trackfilerplus:** An audio acquisition tool, this product is designed to help editors and journalists enrich the Dalet database in a quick and easy way. With plug and play, files from a Nagra digital recorder or tracks from a CD can be easily ripped without thinking about file conversion. This unit performs the following operations automatically: converts audio files to a pre-selected format, copies in an automatic batch audio files to Dalet central server from local storage (CD or Nagra via USB port), incorporates metadata for easy retrieval and Nagra via USB connection. This tool connects with the Nagra handheld audio recorder/player ARES-P/RCX220 via a standard USB port. Once the device is plugged, the journalist highlights the files to be transferred in the Trackfilerplus window, and then clicks and the transfer begins. The transfer speed is several times the real time. It works on any Dalet version.

212-825-3322; fax 212-825-0182  
www.dalet.com; sales@us.dalet.com

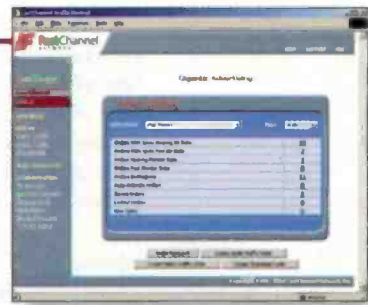


**Digital asset management  
Fastchannel Network**

Traffic Channel: This audio trafficking system allows for: multilevel user access, superior quality MP2 and MP3 files, automated and on-demand spot retrieval, traffic document attachment, instantaneous online delivery, guaranteed next-day delivery offline, online access to pending deliveries, current inventory and traffic instructions for any authorized users on a network 24/7 technical support.

866-321-FAST; fax 781-898-6501

[www.fastchannel.com](http://www.fastchannel.com); [info@fastchannel.com](mailto:info@fastchannel.com)



**FM exciter  
Armstrong Transmitter**

FMX-30B: The Armstrong FMX-30B is the next generation in frequency-agile exciters. The transmitter offers low distortion and intermod values, combined with a high signal-to-noise ratio. This microprocessor-controlled unit features a front LCD screen, which displays all system parameters on a scrolling menu including modulation, power output, frequency and power supply parameters. Other unique features include: front panel frequency agile, advance microprocessor control system, built-in low pass filter and directional coupler, LCD display of all system parameters, full remote control and status indicators, alarms for over temperature, VSWR foldback and mute and MPX and dual SCA inputs.

315-673-1269; fax 315-673-9972

[www.armstrongtx.com](http://www.armstrongtx.com); [sales@armstrongtx.com](mailto:sales@armstrongtx.com)

**Console  
Forecast Consoles**



Masterrail: The Masterrail system is available in a modular component console style and an Imagemaster workstation. All devices mount anywhere along the rail and are completely independent of each other, as well as, the rest of the structure. This feature allows both console types to be completely reconfigured, repurposed and reused, quickly, easily and inexpensively, now and any-time in the future. The system incorporates current materials, precision laser-fabricated parts and third-party accessories.

800-735-2070; fax 631-253-0277

[forecast-consoles.com](http://forecast-consoles.com); [info@forecast-consoles.com](mailto:info@forecast-consoles.com)

**TURNING GREAT IDEAS  
INTO EXCEPTIONAL  
INNOVATIONS**

Continental is Investing  
in  
Future Broadcast



We are inviting you to design your next transmitter. Continental is currently investing time, people, and funds to make it happen. We are committed to broadcast and proving it!



800.733.5011

[www.contelec.com](http://www.contelec.com)

## New Products

www.beradio.com

### Connector plugs Neutrik

RCA phono connectors: The RCA phono connectors feature isolated, recessed sockets in nickel or black chrome housing, and are available in D-series style for use with universal mounting plugs.



Either housing can be ordered in black, red, yellow or white to enable color-coding. The new plugs, which feature gold-plated contacts, can be ordered to match the colored rings available on the company's NYS373 plugs. The RCA phono sockets feature a high current and voltage rating. The shell and contacts are brass with gold plating, and the D housing features nickel or black chrome plating.

The shell and contacts are brass with gold plating, and the D housing features nickel or black chrome plating.

732-901-9488; fax 732-901-9608

www.neutrik.com; info@neutrikusa.com

## Upgrades and Updates V-Soft releases 03 arc-second

The new, more accurate 03 arc-second terrain database was released to improve the existing United States Geological Survey (USGS) 03 arc-second terrain elevation database. The database was derived from the latest release of the USGS National Elevation Dataset 30 meter data, the most accurate terrain dataset currently available. Contact V-Soft at 319-266-8402 or info@v-soft.com.

## Telos finds new Superset supplier

The Mitel Superset IV telephones, once a popular system on their own, have become harder to obtain at an affordable cost as demand has decreased. The sets are used with the Telos Direct Interface module. While factory-new phone sets are no longer available, Telos can provide professionally refurbished units that are programmed and checked for proper operation with the Direct Interface through a new supplier. Contact Telos at 216-241-7225.

## BROADCAST TOOLS® *new*

# "Rack-Ables"

The upgraded SS 2.1/TERM III & BNC III switcher/routers are improved with new front panel switches. They may be used as a desktop device, and are equipped with mounting holes for wall mount installation or may be installed on the new RA-1 "Rack-Able" 1RU mounting shelf.

The new "Rack-Able" SS 4.1 III switcher replaces the popular SS 3.1 while adding a forth stereo input channel and front panel control. We've kept the best of the SS 3.1 features and added a few more.

The new Silence Monitor III improves on the features of the original SSM, with front-panel control, removable screw terminals, "Plug & Play" installation, built-in program switcher, restore timing delay, aural alarm and relays for most remote functions. Now rackable!

The new SS 8.1 II switcher replaces the popular 6x1 with the addition of two more stereo input channels and GPI, while keeping the price the same! The SS 8.1 II may be desktop, wall mounted or installed on the new "Rack-Able" mounting shelf.

The new RA-1 (1-RU rack shelf) provides mounting for three tri-rack or two half-rack "Rack-Able" configured products. The RA-1 is pre-drilled for flush and recessed product mounting. The RA-1 is furnished with filler panels and mounting hardware.

Look for additional  
"Rack-Able" products soon.



www.broadcasttools.com

**BROADCAST  
tools** inc.

635 Sunset Park Drive • Suite 101  
Sedro-Woolley, WA 98284 USA

(360) 854-9559 • FAX: (360) 854-9479



## TDM releases EAScriber Pro v.2.0

Following a three-month beta cycle, the new software version is available. EAScriber Pro installs on a single PC and monitors EAS activity through the serial ports included with most EAS receivers. New functionality in version 2.0 includes more baud rate configurations, discrepancy reporting for seven-day and 30-day test delays and MSRP support for Sage ENDEC users.

## Voxpro PC Adds Networking

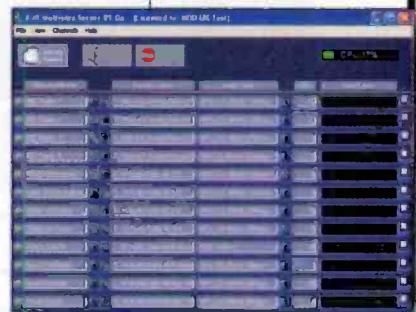
Voxpro PC Software now includes the Voxpro PC Network functionality, which enables two or more Voxpro PC workstations to link for instantaneous file transfer between workgroup members.

## APT plug-in added

The APT plug-in that permits Apt-x audio encoding and editing in Syntrillium's Cool Edit Pro is available as a download from APT's website at [www.aptx.com/pro-soft-cooledit.asp](http://www.aptx.com/pro-soft-cooledit.asp). The plug-in allows Apt-x users to import and edit files directly, eliminating the need to decode and re-encode audio files.

## LAN/IP audio distribution MDO UK

AudioTX Multiplex: One or more server PCs take multiple, live, audio sources and make them available across an existing network. Any PC on the network can receive the audio feeds by running a small receiver module, which emulates a tuner by selecting a channel. New sources and destinations can be added by loading the appropriate software. Work with standard Windows hardware and sound cards. The system uses multicast technology, and installation tests have shown that 50 stereo audio channels at broadcast quality occupy only six percent of a 100Mb/s network. Audio can be broadcast as linear .WAV, MP3 or MP2 files. Users can purchase the software only or MDO can supply configured servers.



+44 121 256 0200; fax +44 121 256 5109

[www.audiotx.com](http://www.audiotx.com); [sales@mo.durta.org](mailto:sales@mo.durta.org)

## The New Standard in Obstruction Lighting

- High Intensity lights
- Lowest power consumption
- All lights on one controller
- Information per station
- Photocells built-in
- Lights always in correct mode
- No ozone production
- Only 3 exchangeable components in flashhead
- Long life flashtubes change with one hand

# orga

Aviation Lighting, Inc.

P.O. Box 5719  
Kingwood, TX 77325-5719  
Phone 281 358 2544  
Fax 281 358 0788  
Email: [oal@orga.org](mailto:oal@orga.org)  
[www.orga.org](http://www.orga.org)

## Now You Can Have Higher Accuracy Plus Value GPS MASTER CLOCK & TIME CODE GENERATOR



### QUALITY STANDARD FEATURES:

- SMPTE/EBU, ESE, IRIG-B, ASCII Time Code Outputs • 1PPS Output
- 8 Satellite Tracking • Battery Back-up • GPS "Lock" Indicator
- Automatic Daylight Savings Time Correction • Time Zone Offset • Antenna
- 45 nanosecond accuracy • 3 Year Warranty • Plus More, for just **\$2495**

### AVAILABLE OPTIONS:

- Parallel BCD Output • 1 KPPS • 10MHz Output • 220 VAC • 12-35 VDC
- Video Inserter • Video Sync-Generator • Hourly contact closures



142 Sierra Street • El Segundo, CA 90245 USA  
Phone (310) 322-2136 • Fax: 310.322.8127  
[www.e-se-web.com](http://www.e-se-web.com)

# New Products

www.beradio.com

## Audio level interfaces ATI

Matchmaker line: UB400i, BU400i, BI400i, UB800, BU800, UB1000, BU1000, UB200-Pro, BI400-Pro and UB800-Pro provide from two to 10 channels of conversion from



balanced to unbalanced audio and vice versa. The new models feature high-performance and low noise signal converters. Each

features front-panel gain controls. Gold-plated RCA and XLR connectors are used on all models except the eight and 10 channel versions, which use plug-in Euroblock connectors. The Pro models feature proprietary transformer-isolated outputs for driving long lines up to 2,000' without signal degradation and flat frequency response down to 20Hz.

215-443-0330; fax 215-443-0394  
www.atiguys.com; sales@atiguys.com

## Superfast Solutions For Rectifier Problems

Original equipment component manufacturers



www.rectifiers.com  
800-649-6370



## Multistream audio adapter Audioscience

ASI6122: The ASI6122 is aimed at high performance broadcast applications requiring MP3 record and play with analog and AES/EBU digital interfaces. The adapter uses a 150MHz Texas Instruments TMS320C6711 DSP and provides two stereo outputs, two stereo inputs, two record streams, two play streams and a powerful multirate digital mixer. Audio format choices include MP3, MPEG Layer 2 and linear PCM. This product features four stereo playback streams and two stereo record streams. MRX technology supports digital mixing of multiple stream formats and sample rates. Two balanced analog and digital play outputs and 24-bit analog-to-digital and digital-to-analog converters are available. Soundguard transient voltage suppression protects against lightning and other high voltage surges. There are as many as eight cards in one system and 8M bytes DRAM allow for on-board buffering. Windows 95/95, Windows NT, 2000, XP and Linux software drivers are available.

302-324-5333; fax 302-738-9434

www.audioscience.com; sales@audioscience.com

## Flywheel-based UPS Active Power

Clean Source UPS: An uninterruptible power supply, this system delivers the highest level of power availability, conditioning and harmonics cancellation for sensitive digital broadcast systems. These power protection systems protect networks, transmitters and microwave uplinks from the most common power disturbances that can interrupt broadcasts. While combining a rugged steel flywheel with solid-state power electronics, this technology incorporates a flywheel motor-generator that stores kinetic energy in its constantly spinning, quiet, low-friction steel disc. Stored energy from the flywheel is instantly converted to electricity that powers the critical load during short power fluctuations. During prolonged power outages, the UPS seamlessly transfers to a stand-by generator for continuous power.

512 744 9461; fax 512 836 4511

www.activepower.com; jlozier@activepower.com

## FM exciter/transmitter Bext



Lex 30: The first Bext exciter and transmitter in a single rack unit size, the Lex 30 from Bext is a 30W unit with a menu-based digital display and built-in stereo generator at no extra charge (the stereo generator can be defeated for composite input).

619-239-8462; fax 619-239-8474

www.bext.com; sales@bext.com



**Radio**  
THE RADIO TECHNOLOGY LEADER

The only industry publication that's written by radio professionals - for radio professionals.

The ASBPE award-winning editorial staff\*, led by Chriss Scherer and featuring Harry Martin, John Battlson and Kevin McNamara, reports monthly on critical updates that keep you current in an ever-evolving industry.

If you miss an issue of *Radio* magazine, you'll pass up valuable peer-to-peer advice regarding:

- New product previews;
- User reports;
- Facility showcases;
- Installation projects;
- FCC updates, and
- Application examples, so you get the most from industry tools.

Award-Winning ASBPE  
May 2002 Cover

**Don't miss out!**  
Subscribe to *Radio* magazine today.

To start your FREE subscription with the radio industry's community resource for radio technology, go to [www.beradio.com](http://www.beradio.com) and click on "Subscriptions."

**Radio magazine - The Radio Technology Leader**

\*Radio magazine has received four ASBPE awards for outstanding editorial content from 1999-2001.



# CircuitWerkes DTMF Control Solutions



**DR-10 Dial-up Remote Control**

Dial-up remote control with audio interface lets you control anything over regular phone lines. Interfaces with most studio automation systems. Control it from either a dial-up line or external audio path. The DR-10's active, balanced, telco audio output lets you do live remotes, remote announcement recording and...much, much more!



**DS-8 DTMF Sequence Decoder**

Bridge the DS-8 across your audio source and get eight individually programmable relay outputs. Each closure is activated by its own code of one to four digits long. Each relay can be set up as momentary, latching or interlocked with other relays! Use the DS-8 for decoding complex network cues, local spot insertion control, translator control, etc.



**DTMF-16 DTMF Decoder**

The DTMF-16 is perfect for interfacing networks to your automation, controlling remote satellite receivers, repeaters, etc. Connect it to an audio source and its outputs will operate whenever there's a tone. The compact, light & rugged DTMF-16 can be put almost anywhere to provide the remote controls that you need.

For complete information about all of our products, including downloadable tech manuals, brochures and pricing for all of our products, visit our website at [www.circuitwerkes.com](http://www.circuitwerkes.com),

CircuitWerkes, Inc. - 2805 NW 6th Street, Gainesville, Florida 32609, USA. 352-335-6555

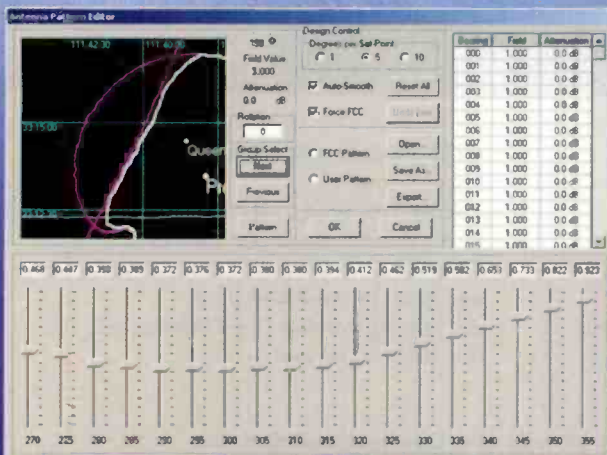
## rfSoftware, Inc.

communications solutions

352-336-7223

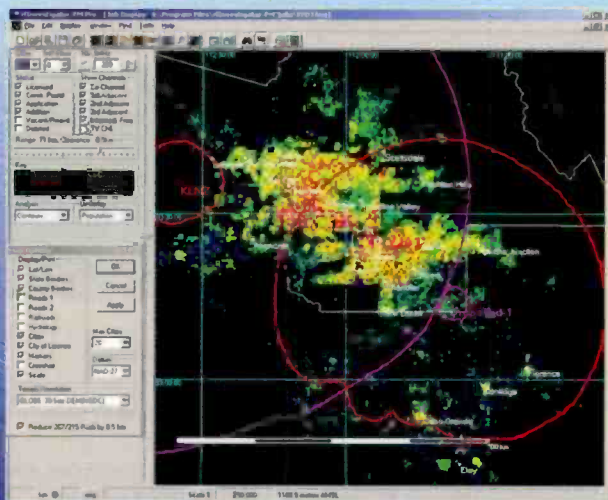
[www.rfsoftware.com](http://www.rfsoftware.com)

Visit our website for a complete list of products and features.



**DA design is a snap!**

## Never buy another FCC database!



Calculate population within contours and overlaps. Analyze ST<sub>μ</sub> microwave paths with terrain profiler. Includes 30-second terrain data, 3-sec available.



## AES/EBU DIGITAL AUDIO DISTRIBUTION AMPLIFIERS

DDA106-XLR (1x6) • DDA112-BNC (1x12)  
 DDA112-XLR (1x12) • DDA124-BNC (1x24)  
 DDA206-XLR (Dual 1x6) • DDA212-BNC (Dual 1x12)  
 DXA112-XLR (1x12) • DXA124-BNC (1x24)



- Accepts sample rates from 27 to 96kHz
- Transformer balanced inputs
- Data reclocking and regeneration
- Adjustable input cable equalization
- Loop-thru inputs w/switchable terminations
- Sample rate, Status and Error indicators
- Up to 12 XLR or 24 BNC outputs



Dedicated to sound engineering  
 ATT • 328 W. Maple Avenue • Horsham, PA 19044  
 800-959-0307 • 215-443-0330  
 Fax: 215-443-0394  
 http://www.atiguys.com  
 Free Brochure Available Upon Request

**REMEMBER THE CORTANA FOLDED UNIPOLE ANTENNA? WE STILL MAKE IT WITH THE SAME HIGH QUALITY MATERIALS AND WORKMANSHIP. IT FEATURES...**

- **BROAD BANDWIDTH** for better sound,
- **GROUNDING ANTENNA** for lightning & static electricity,
- **ELIMINATES ISOCOUPERS** in VHF & UHF antenna lines,
- **BEST ANTENNA FOR DIRECTIONAL ARRAYS.**

**ALSO**

**DETUNING SYSTEMS FOR ANYTHING THAT DISTORTS YOUR AM COVERAGE PATTERN: TOWERS, POWER LINES, TANKS OR ANY METAL STRUCTURE.**

FOR INFORMATION CALL, FAX OR WRITE:

### nott ltd.

4001 La Plata Hwy  
 Farmington, NM 87401

phone 505-327-5646 fax 505-325-1142

**RF PARTS COMPANY**

- ✓ Audio
- ✓ Broadcast
- ✓ Industrial
- ✓ Communications

Audio Tubes • Transistors  
 Modules • Gasfets • Coax  
 Capacitors • Rectifiers

Svetlana • Taylor • RFP • Eimac  
 Amperex • MA/Com • Motorola  
 Toshiba • Thompson • Mitsubishi

- Se Habla Español
- We Export

760-744-0700 • 800-737-2787  
 Fax: 760-744-1943  
 E-mail: rfp@rfparts.com

**www.rfparts.com**

Buy simplicity,  
 reliability and service.

# EAS

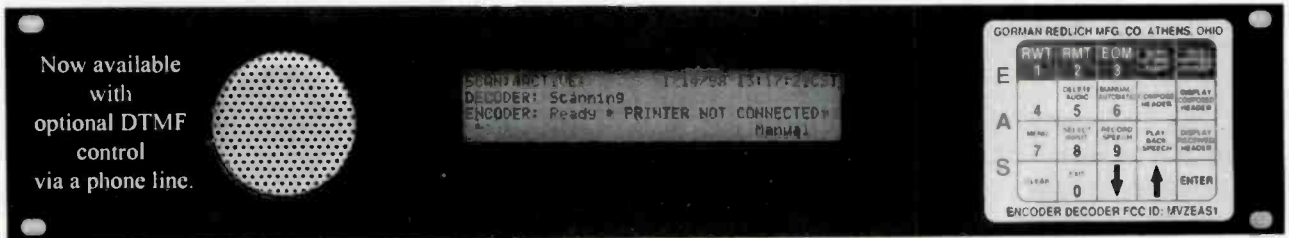
Price \$1750.00

Equipment in-stock  
 for immediate delivery.

Phone 740-593-3150

**GORMAN-REDLICH MFG. CO.**  
 257 W. Union St. Athens, Ohio 45701

FAX 740-592-3898



Now available  
 with  
 optional DTMF  
 control  
 via a phone line.

- 5 two-way RS inputs/outputs for computer, remote signboard & character generator
- 6 audio inputs on standard models. All audio inputs & outputs are transformer isolated from encoder-decoder board
- Automatic interruption of program audio for unattended operation
- 4 line 40 character LCD display with LED backlighting
- 20 key keypad to program unit, set modulation level, set input levels
- Now available with optional built in character generator which can crawl alert messages and station ID on the hour

- Will handshake with automation equipment
- 2 year warranty
- 2 minutes of digital audio storage
- 25 pin parallel printer port for external printer
- 52 terminals on the rear to interface with other equipment by removable plugs
- BNC fitting with 600 OHM balanced audio cut for second transmitter

Web Site: [www.gorman-redlich.com](http://www.gorman-redlich.com) • E-mail: [jimg@gorman-redlich.com](mailto:jimg@gorman-redlich.com)

• Also available: weather radios, antennas for weather radios, crystal controlled synthesized FM digitally tuned radios, remote signboards, cables for interconnection, Character generators.



# LBA Technology, Inc.


**Broadcast and Telecommunications Antenna Products**

LBA Technology, Inc. is your proven supplier of innovative, digital-ready AM antenna systems. Our products include tuning units, phasing systems, multiplexers, AM/wireless isolation systems and components for every power level. We help hundreds of broadcasters in the USA and worldwide to --

**Reach further --  
sound better!**



LBA Tunipole™  
Folded Unipole Systems



Diplexer, Triplexer and  
Phasor Systems



Antenna Tuning Units



**LBA**



3400 Tupper Drive, Greenville, NC 27834  
800-522-4464 / 252-757-0279 / Fax 252-752-9155

Email [Lbatech@Lbagroup.com](mailto:Lbatech@Lbagroup.com) / [www.Lbagroup.com](http://www.Lbagroup.com)



**Your #1 Source  
For Quality  
Used Radio  
Broadcast  
Equipment.**

View our latest list of equipment on-line at:  
<http://www.baycountry.com>  
or call and we will fax it to you.  
All equipment sold with a 15 day return guarantee.

7117 Olivia Rd. • Baltimore, MD 21220 • Ph: 877-722-1031 • Fax: 786-513-0812  
<http://www.baycountry.com> • e-mail [info@baycountry.com](mailto:info@baycountry.com)

**Unlock the secret to  
successful advertising  
continuity is the key.  
Inquire today about  
frequency discounts.**

**Operate any 3-phase TV transmitter  
from a 1-phase supply with the  
Phasemaster® Rotary Phase Converter**

The most reliable alternative to utility 3-phase...  
AND the least expensive!



- True 3-phase output
- High Efficiency
- Maintenance free
- More stable than open-delta
- 1000+ TV and Radio Stations rely on Phasemaster®

Turn any location into a 3-phase site within hours!  
Eliminate utility line extension and demand charges  
Recommended by leading transmitter manufacturers

The World Leaders in Single to  
Three-Phase Power Conversion



General Offices		Western Region
604 N. Hill St.		4127 Bay St. #6
South Bend, IN 46617	Visit us at	Fremont, CA 94539
800-348-5257	NAB 2003	510-656-8766
574-289-5932 (fax)	Booth N2801	510-657-7283 (fax)

[www.kayInd.com](http://www.kayInd.com)

[Info@kayInd.com](mailto:Info@kayInd.com)

## dataworld<sup>(R)</sup>



### Engineering Tools

Feasibility Studies  
Longley-Rice RSL  
Maps & Population  
Area-to-Locate Studies

FM and TV Subscription Services  
available - call or email for  
details and pricing.

### Marketing Tools

Custom Mapping  
Demographic Reports  
Zip Code Pinpointing

### Management Tools

DataXpert<sup>TM</sup>  
Coverage Maps  
FLAG<sup>SM</sup> FCC Monitoring  
LMA/Duopoly Studies

www.dataworld.com info@dataworld.com  
800 - 368 - 5754 301 - 652 - 8822 301 - 656 - 5341 (fax)

## Superior Broadcast Products

### Solid State FM Transmitters




8,000 watt	44,990.00
4,000 watts	24,990.00
2,000 watt	12,990.00
1,000 watt	7,000.00
500 watt	4,000.00
250 watt	2,500.00
100 watt	1,900.00

### Solid State FM Amplifiers

2,000 watt	12,000.00
1,000 watt	6,000.00
500 watt	3,000.00
250 watt	1,750.00
100 watt	1,250.00

### FM STL Transmitter and Receiver



Both Transmitter and Receiver  
**\$3,500.00**

### High Performance FM Transmitters



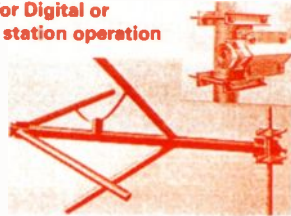
#### Grounded Grid Models Feature

- Solid State High Performance Exciter
- Solid State Driver
- Ease of Installation
- Fast Delivery
- Motor Driven Tuning
- Complete Front Panel Metering
- Low Pass Filter
- Soft Start Up
- Cost Effective Pricing
- Financing Available
- LED Read out on front panel shows operating parameters

Fall Special Limited time offer  
10,000 watt Transmitter \$18,990.00

### Broadband FM Antennas

Ideal for Digital or multi station operation



Circular polarization - DC ground for lightning protection - mounts directly to tower leg - Power input 4,000 watts per bay  
Priced as low as 795.00 for a single bay  
Multi bay operation up to eight bays

17194 Preston Rd. Suite 123-297 Dallas, TX 75248 Ph 972/473-2577 800/279-3326  
Fax 972/473-2578 800/644-5958 e-mail jjoynt@superiorbroadcast.com website superiorbroadcast.com

## The New Standard in Obstruction Lighting

- High Intensity lights
- Lowest power consumption
- All lights on one controller
- Information per station
- Photocells built-in
- Lights always in correct mode
- No ozone production
- Only 3 exchangeable components in flashhead
- Long life flashtubes change with one hand

# orga

Aviation Lighting, Inc.

P.O. Box 5719  
Kingwood, TX 77325-5719  
Phone 281 358 2544  
Fax 281 358 0788  
Email: oal@orga.org  
www.orga.org



View an online product demo whenever you see this logo.

www.beradio.com

# www.beradio.com



# Transcom Corporation

## AM & FM Transmitters

Visit our new internet site at [www.fmamtv.com](http://www.fmamtv.com)  
Send your email request to: [transcom@fmamtv.com](mailto:transcom@fmamtv.com)

Fine Used AM & FM Transmitters. Authorized Representatives for all major equipment manufacturers. Let us send you a customized quote!

### USED FM TRANSMITTERS

2.5kW 1978 Collins 831D2  
3kW 1996 QEI Quantum  
3.5kW 1985 BE FM 3.5A  
10kW 1980 Harris FM 10K  
10kW 1991 QEI FMQ 10,000B  
20kW 1976 Collins 831 G2  
20kW 1982 Harris FM20K  
20kW 1989 QEI FMQ20,000B  
25kW 1980 CSI T-25-FA  
Amplifier Only  
30kW 1984 BE FM30  
35kW 1989 Harris HT35  
40kW 1978 2-RCA BTF 20E1  
(combined)  
50kW 1982 Harris Combiner w/  
auto Exciter-transmitter switcher

### USED AM TRANSMITTERS

1kW 2000 BE AM-1A  
1kW 1980 Harris MW1A  
1kW 1988 Harris SX1A  
5kW 1982 Harris MW5A  
5kW 1984 Harris MW5A  
5/10kW 1982 Continental 316F  
50kW 1982 Continental 317C2  
\*50kW 1986 Nautel AMPFET 50

P.O. Box 26744, Elkins Park, PA 19027

800-441-8454 (215-938-7304) Fax 215-938-7361

### NEW TV - VHF

10 watt 500 watt  
100 watt 1,000 watt  
250 watt

### NEW TV - UHF

10 watt 500 watt  
100 watt 1,000 watt  
250 watt

### USED MISC. EQUIPMENT

Belar AMM3 Mod. Monitor  
Burke ARC-16, Remote Control  
Continental 802B Exciter  
Harris AMS-G1 AM Stereo  
Inovonics AM Stereo Processor,  
Model 250-01  
Kintronics 50kw AM RF Switch,  
Model RFC8-1  
Optimod 8100A (cards 3 - 5 only)  
Potomac Phase Monitor AM1901 Digital  
Potomac Phase Monitor AM19, 2 Tower  
& 3 Tower  
Potomac TU-16 Remote Control



Our client list continues to grow.  
We would like to Thank-You  
for your confidence and your  
purchases.

We now have in stock, SHURE, SM-5B, wind screens. These are from the OEM vendor and are priced at \$60.00 per set. Make the best choice over microphone, new again!

We recondition Pacific Recorders BMX I-II-III, AMX, ABX and RMX mixing consoles. Let us re-work your console's modules. Obtain that added value from a proven winner. Quality built products last and last and last!

Check our WEB site for great buys on pre-owned broadcast gear. All equipment is repaired, tested and shipped with the manual.

Stretch your broadcast \$\$\$ on quality, pre-owned equipment....sold with a warranty.

TEL 800-300-0733 • FAX 231-924-7812  
WWW.MOORETRONIX.COM

Gallery Radio [www.beradio.com](http://www.beradio.com)



If lightning strikes on your tower are causing equipment damage and lost air time - the cost of a Stati-Cat system may be recovered during your first lightning season.

[www.cortanacorporation.com](http://www.cortanacorporation.com)

## AFFORDABLE - RUGGED LIGHTNING PROTECTION

### The Stati-Cat Lightning Prevention System

provides a continuous, low-resistance discharge path for the static electric charge on tall structures. DISSIPATION POINTS ARE 1/8" STAINLESS STEEL RODS (not wires) ground to needle sharpness.

# Cortana

Corporation, Inc.

Write or call toll-free for a free brochure!

P.O. Box 2548, Farmington, N.M. 87499-2548

Call 888-325-5336


FAX (505) 326-2337

## MODERN RADIO: TWICE THE GEAR - HALF THE HELP.

## SO WHAT'S YOUR "PLAN B"?

Don't let equipment problems get you down. **Plan B** is a silence sensor, digital audio source, voice remote control listen line and more — all in one tidy box with a 5-year warranty.

Call your dealer or visit  
[www.danagger.com](http://www.danagger.com)



Danagger Audio Works 1-888-83-AUDIO



**ELECTRONIC COMPONENTS**

Catalog #614  
May 2003 - July 2003



- SEMICONDUCTORS
- PASSIVES
- INTERCONNECTS
- POWER
- ELECTROMECHANICAL
- TEST, TOOLS & SUPPLIES



www.mouser.com (800) 346-6873

**Alleviate Congestion with the affordable Traffic C.O.P. for Windows™**



No more headaches. The Traffic C.O.P. for Windows can alleviate and automate all those troublesome tasks. Whether it's scheduling logs, printing invoices, or managing receivables, the Traffic C.O.P. will work for you. And, because it's Windows based traffic software, you get a modern, reliable and easy to use program—all backed by the superior customer support of Broadcast Data Consultants. *Isn't it time you got rid of congestion?*

Call for your FREE CD demo today, or for more information, visit our web-site.

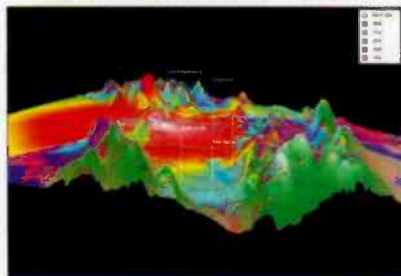


**TRAFFIC C.O.P.™**  
FOR WINDOWS

**Toll Free: 800-275-6204**  
**www.broadcastdata.com**

Broadcast Data Consultants  
51 South Main Ave., Suite 312  
Clearwater, FL 33765

**BROADCAST ENGINEERING CONSULTING SOFTWARE**



Longley-Rice over 3-D Terrain

Professional software packages for preparing FCC applications & plotting coverage. For Windows & NT.

- Create "real-world" coverage maps & interference studies with Longley-Rice, PTP, FCC, Okumura & other models using polygon map features.
- Search for AM, FM, TV, DTV, & LPTV channels with graphics oriented programs and FCC databases.
- Plot STL paths in 3-D using 3-Arc second terrain databases...and more!



800-743-3684 • www.v-soft.com



26,000 songs in 16 bit, 44.1 stereo .WAV files with all the song data embedded.

11 basic libraries available with same day shipping.

Also available in GoldDrive MPEG Layer 2, Mode 2

And with the purchase of any GoldWAV or GoldDrive library you can acquire a matching, back-up, GoldDisc library for half price.



GoldDisc - GoldDrive - GoldWAV  
The World Plays Our Music!

www.TMCentury.com  
972.406.6800 • TMCI@TMCentury.com



**AcousticsFirst™**  
CORPORATION

**The 1014 ACOUSTIKit™**



**"THE RIGHT MIX"**

OF

Diffusors, Absorbers, & Traps

**Toll Free: 1-888-765-2900**  
**www.acousticsfirst.com**

Copyright © 2002 Acoustics First Corporation



# Nexus Broadcast

Quality Equipment, Low Price

Frequency Agile - Digitally Synthesized  
Temperature & VSWR Protected  
120 - 220 volts - Front Panel Controls  
Stereo Generator/Processor (Optional)  
One Year Parts & Labor Warranty

20 W Exciter	\$850	100 W Exciter	\$1795
250 W Exciter	\$2995	100 W Amp.	\$ 995
250 W Amp.	\$1795	500 W Amp.	\$3955
1KW Transmitter	\$5995	1KW Amp.	\$5495

Order Toll Free 800-219-7461

[www.nexusbroadcast.com](http://www.nexusbroadcast.com)

P.O. Box 433 - Mt. Vernon, TX 75457

## EAS MONITORING

YAGI ANTENNAS

**WEATHER CHANNEL**

FREQUENCIES 162.0? MHZ

**FM FREQUENCIES**

88 TO 108 MHZ

ALL FREQUENCIES FROM 88  
TO 1000 MHZ AVAILABLE

**SAMCO ANTENNAS, INC.**

(817)-336-4351

[www.samcoantennas.com](http://www.samcoantennas.com)

email:samyagi@flash.net



View an online  
product demo  
whenever you see  
this logo.

[www.beradio.com](http://www.beradio.com)

## AUDIOARTS

Broadcast Equipment

Customized Automation Systems

Complete Systems Integration

Quality Pre-Owned Equipment

Pre-Wiring Packages

Complete Engineering Services

Your Ultimate Solution.

Lightner Electronics

(814) 239-8323

Toll Free: 866-239-3888

[www.LightnerElectronics.com](http://www.LightnerElectronics.com)



## Marketplace Section

for ad rates

Call Jennifer Shafer

at

800-896-9939

email: [jshafer@primediabusiness](mailto:jshafer@primediabusiness)

## AM Ground Systems

Reliable, On-Time Installation

Quality Workmanship

Ground System Construction,

Evaluation & Repair

[www.amgroundsystems.com](http://www.amgroundsystems.com)

1-877-766-2999

# Radio Classified

www.beradio.com

## Professional Services

**Structural Analysis**



Electronics Research, Inc.  
7777 Gardner Road  
Chandler, IN 47610  
(812) 925-6000  
www.ERInc.com



**JOHN H. BATTISON P.E.**  
CONSULTING BROADCAST ENGINEER,  
FCC APPLICATIONS AM, FM, TV, LPTV  
Antenna Design, Proofs, Fieldwork  
2684 State Route 60 RD #1  
Loudonville, OH 44842  
419-994-3849 FAX 419-994-5419

## For Sale



**AcousticsFirst**  
Toll-Free  
Number: **888-765-2900**

Full product line for sound control  
and noise elimination.  
Web: <http://www.acousticsfirst.com>

**RBDG**

4006  
BELT LINE  
SUITE 160  
ADDISON  
TEXAS  
75001  
972/661-5222  
www.rbdg.com

- RECORDING AND BROADCAST FACILITY DESIGN
- ARCHITECTURE/INTERIORS FOR ACOUSTICAL SPACES
- ROOM ACOUSTICS AND SOUND ISOLATION
- NOISE AND VIBRATION CONTROL

**RUSS BERGER DESIGN GROUP**



**Applied Wireless, Inc.**  
... providing options.

PO Box 926  
New Market, MD 21774

tel.: 301.865.1011  
fax.: 301.865.4422  
email: kevinmc@appliedwirelessinc.com  
www.appliedwirelessinc.com

Kevin McNamara  
President & CEO

**STUDIO FURNITURE ON A BUDGET?**



**SPACEWISE**

SEVERAL CUSTOMIZABLE MODELS!  
QUALITY COMPONENTS & WOODS!  
CALL 800-775-3660 & SAVE!  
[spacewise.com](http://spacewise.com) [info@spacewise.com](mailto:info@spacewise.com)

## Information

Have you or your engineers  
passed **THE TEST?**



**SOCIETY OF BROADCAST ENGINEERS**  
**CERTIFICATION**  
The Industry Benchmark  
www.sbe.org • (317) 846-9000

Put the power of the  
**CLASSIFIEDS**  
to work for you.



Call  
**Jennifer Shafer**  
800-896-9939

## Publications

**WWW.RADIOSHOPPER.COM**

New & Used Equipment  
Engineering & Web Links  
Publications & Catalogs  
Parts & Services



**THE RADIO TECHNOLOGY LEADER**

A PRIMEDIA  
Publication

www.beradio.com  
radio@primediabusiness.com

**PRIMEDIA Business-to-Business Group -**  
745 Fifth Ave., NY, NY 10151

**PRIMEDIA**

President—Charles McCurdy, [cmccurdy@primedia.com](mailto:cmccurdy@primedia.com)  
Design Director—Alan Alpanian, [aalpanian@primediabusiness.com](mailto:aalpanian@primediabusiness.com)

**PRIMEDIA Inc.**

CEO—Charles McCurdy, [cmccurdy@primedia.com](mailto:cmccurdy@primedia.com)  
Vice Chairman & General Counsel—Beverly Chell, [bchell@primedia.com](mailto:bchell@primedia.com)

**SUBSCRIPTIONS:** Free and controlled circulation to qualified subscribers. Non-qualified persons may subscribe at the following rates: USA and Canada, 1 year, \$50.00, 2 years, \$95.00, 3 year, \$140.00. Outside the USA and Canada, 1 year, \$65.00, 2 years, \$125.00, 3 years, \$185.00 surface mail (1 year, \$135.00, 2 years, \$205.00, 3 years, \$305.00 airmail delivery). For subscriber services or to order single copies, write to *Radio*, 2104 Harvell Circle, Bellevue, NE 68005 USA; call 866-505-7173 or 402-505-7173; or visit [beradio.com](http://beradio.com).

**ARCHIVES & MICROFORM:** This magazine is available for research and retrieval of selected archived articles from leading electronic databases and online search services, including Factiva, LexisNexis, and Proquest. For microform availability, contact ProQuest at 800-521-0600 or 734-761-4700, or search the Serials in Microform listings at [proquest.com](http://proquest.com).

**REPRINTS:** Contact Erlene Ramsey at Wright's Reprints to purchase quality custom reprints or e-prints of articles appearing in this publication at 877-652-5295 or 218-419-5725. Instant reprints and permissions may be purchased directly from our website; look for the iCopyright tag appended to end of each article.

**PHOTOCOPIES:** Authorization to photocopy articles for internal corporate, personal, or instructional use may be obtained from the Copyright Clearance Center (CCC) at 978-750-8400. Obtain further information at [copyright.com](http://copyright.com).

**PRIVACY POLICY:** Your privacy is a priority to us. For a detailed policy statement about privacy and information dissemination practices related to Primedia Business magazines and Media products, please visit our website at [primediabusiness.com](http://primediabusiness.com).

**CORPORATE OFFICE:** Primedia Business Magazines & Media, 9800 Metcalf, Overland Park, Kansas 66212; 913-341-1300; [primediabusiness.com](http://primediabusiness.com).

**EDITORIAL, BUSINESS and CORPORATE OFFICE:** 9800 Metcalf, Overland Park, KS, 66212; 913-341-1300; [beradio.com](http://beradio.com), [primediabusiness.com](http://primediabusiness.com).

Copyright 2003, PRIMEDIA Business Magazines & Media Inc. All Rights Reserved.

Editor—Chris Scherer, CSRE CBNT, [cscherer@primediabusiness.com](mailto:cscherer@primediabusiness.com)  
Technical Editor, RF—John Battison, P.E., [batcom@bright.net](mailto:batcom@bright.net)  
Associate Editor—Kari Taylor, [ktaylor@primediabusiness.com](mailto:ktaylor@primediabusiness.com)  
Editorial Intern—Heidi Hueseman, [hueseman@primediabusiness.com](mailto:hueseman@primediabusiness.com)  
Sr. Art Director—Michael J. Knust, [mknust@primediabusiness.com](mailto:mknust@primediabusiness.com)  
Assoc. Art Director—Robin Morsbach, [morsbach@primediabusiness.com](mailto:morsbach@primediabusiness.com)

Technical Consultants — Harry C. Martin, *Legal*  
Kevin McNamara, CNE, *Computers and Networks*  
Mark Krieger, CBT, *Contract Engineering*  
Russ Berger, *Broadcast Acoustics*  
Donald L. Markley, P.E., *Transmission Facilities*

Senior Vice President—Peter L. May, [pmay@primediabusiness.com](mailto:pmay@primediabusiness.com)  
Publisher—Dennis Triola, [dtriola@primediabusiness.com](mailto:dtriola@primediabusiness.com)  
Marketing Director—Christina Hell, [cheil@primediabusiness.com](mailto:cheil@primediabusiness.com)  
Vice President, Production—Thomas Fogarty, [tfogarty@primediabusiness.com](mailto:tfogarty@primediabusiness.com)  
Sr. Director of Production—Curt Pordes, [cpordes@primediabusiness.com](mailto:cpordes@primediabusiness.com)  
Group Production Mgr.—Charlie Rosenthal, [crosenthal@primediabusiness.com](mailto:crosenthal@primediabusiness.com)  
Production Coordinator—Nataasha Franz, [nfranz@primediabusiness.com](mailto:nfranz@primediabusiness.com)  
Classified Ad Coordinator—Mary Mitchell, [mmitchell@primediabusiness.com](mailto:mmitchell@primediabusiness.com)  
Audience Marketing Dir.—Leann Sandifar, [lsandifar@primediabusiness.com](mailto:lsandifar@primediabusiness.com)  
Audience Marketing Mgr.—Sonja Rader, [srader@primediabusiness.com](mailto:srader@primediabusiness.com)

### MEMBER ORGANIZATIONS

Sustaining Member of:

- Acoustical Society of America
- Audio Engineering Society
- Society of Broadcast Engineers

Member, American Business Media — Member, BPA International



### PRIMEDIA

Business Magazines & Media  
COO—Jack Condon, [jcondon@primediabusiness.com](mailto:jcondon@primediabusiness.com)  
Sr. VP, Business Development—Eric Jacobson, [ejacobson@primediabusiness.com](mailto:ejacobson@primediabusiness.com)  
Sr. VP, Sales Operations—John French, [jfrench@primediabusiness.com](mailto:jfrench@primediabusiness.com)  
VP, Content Licensing & Development—Andrew Elston, [aelston@primediabusiness.com](mailto:aelston@primediabusiness.com)

### LIST RENTAL SERVICES

**Marie Briganti, Statlistics**  
Phone: (203) 778-8700 x146  
Fax: (203) 778-4839  
[primedia@statlistics.com](mailto:primedia@statlistics.com)

### EDITORIAL REPRINTS

**Wright's Reprints**  
Phone: (877) 652-5295, ext. 106  
[eramsey@wrightsreprints.com](mailto:eramsey@wrightsreprints.com)



# Sales Offices

## NATIONAL SALES DIRECTOR

**Steven Bell**

9800 Metcalf Avenue  
Overland Park, KS 66212-2215  
Telephone: (913) 967-1848  
Fax: (913) 967-7249  
E-mail: sbell@primediabusiness.com

## EUROPE/UK

**Richard Woolley**

P.O. Box 250  
Banbury, Oxon OX16 5YJ  
Telephone: +44 1295 278 407  
Fax: +44 1295 278 408  
E-mail: richardwoolley@compuserve.com

## CLASSIFIED ADVERTISING

**Jennifer Shafer**

Telephone: (800) 896-9939  
(913) 967-1732  
Fax: (913) 967-1735  
E-mail: jshafer@primediabusiness.com

# Contributor Pro-file

Meet the professionals who write for *Radio*.  
This month: Field Report, page 46.



**Rodney Belizaire,**  
**CBRE**  
**Chief Engineer**  
**WQXR-FM and**  
**WQEW-AM**  
**New York, NY**

Belizaire has worked in radio for 20 years, all of them in New York. He

has been with WQXR since 1993, where he became the chief engineer at the beginning of 2001.

His experience includes a great deal of experience as a remote broadcast engineer, which has afforded him the opportunity to travel all over the country. His work includes the first ISDN remotes from Venice, Italy and five years as the remote engineer for the New York Giants home games.

He is a live music mixer and has mixed live cabaret broadcasts all over the city and in his studios almost every week for five years.

# Radio

THE RADIO TECHNOLOGY LEADER

**Written by radio professionals**  
**Written for radio professionals**

Radio, Volume 9, Number 7, ISSN 1542-0620 is published monthly and mailed free to qualified recipients by PRIMEDIA Business Magazines & Media Inc, 9800 Metcalf, Overland Park, KS 66212-2216 (primediabusiness.com). Periodicals postage paid at Shawnee Mission, KS, and additional mailing offices. Canadian Post Publications Mail Agreement No. 40597023. Additional resources, including subscription request forms and an editorial calendar are available online at beradio.com. To order single copies call 866-505-7173 or 402-505-7173.

POSTMASTER: Send address changes to *Radio*, P.O. Box 2100, Skokie, IL 60076-7800 USA.

# Advertiser Index

	Page Number	Advertiser Hotline	Advertiser Website
Acoustics First	45, 62	888-765-2900	www.acousticsfirst.com
AEQ	11	954-581-7999	www.aeqbroadcast.com
AKG Acoustics	45	615-620-3800	www.akgusa.com
AM Ground Systems	63	877-766-2999	www.amgroundsystems.com
Aphex Systems	25	818-767-2929	www.aphex.com
Armstrong Transmitters	22	315-673-1269	www.armstrongtx.com
Arrakis Systems	11, 30, 51	970-224-2248	www.arrakis-systems.com
ATI Audio Technologies	58	800-959-0307	www.atiguys.com
Audio TX	7	+44-121-256-0200	www.audiotxmultiplex.com
Bay Country	59	410-335-3136	www.baycountry.com
Benchmark Media Systems	28	800-262-4675	www.benchmarkmedia.com
Broadcast Data Consultants	62	800-275-6204	www.broadcastdata.com
Broadcast Electronics	31	817-735-8134	www.bdcast.com
Broadcast Software International	38	888-BSIUSA1	www.bsiusa.com
Broadcast Tools	54	360-854-9559	www.broadcasttools.com
Burk Technology	24	800-255-8090	www.burk.com
Circuitwerkes	57	352-335-6555	www.circuitwerkes.com
Comrex	9	978-784-1717	www.comrex.com
Conex Electro-Systems	22	800-645-1061	www.conex-electro.com
Continental Electronics	53	800-733-5011	www.contelec.com
Cortana	61	888-325-5336	www.cortanacorporation.com
Danagger Audio Works	61	888-892-8346	www.danagger.com
Dataworld	43, 60	301-652-8822	www.dataworld.com
Electronics Manufacturing	56	800-649-6370	www.rectifiers.com
ESE	55	310-322-2136	www.esweb.com
Genelec	19	508-652-0900	www.genelec.com
Gepeco	45	800-966-0069	www.gepeco.com
Gorman-Redlich	58	740-593-3150	www.gorman-redlich.com
Harris	1, 3, 40-41	800-622-0022	www.broadcast.harris.com
Henry Engineering	33	626-355-3656	www.henryeng.com
Ibiquity Digital	24	410-872-1530	www.ibiquity.com
Inmarsat	5	+44-20-7728-1000	www.inmarsat.org
Kay Industries	43, 59	800-348-5257	www.kayind.com
LBA Technology	59	800-522-4464	www.lbagroup.com
Lightner Electronics	63	866-239-3888	www.LightnerElectronics.com
Logitek	13	800-231-5870	www.logitekaudio.com
Mager Systems	20	623-780-0045	www.magersystems.com
Marantz	27	630-741-0330	www.marantzpro.com
Mooretronix	61	800-300-0733	www.mooretronix.com
Mouser Electronics	62	800-346-6873	www.mouser.com
Musicam USA	37	732-739-5600	www.musicamusa.com
NAB	48-49	202-429-5336	www.nab.org/conventions/radioshow
Nexus Broadcast	63	800-219-7461	www.nexusbroadcast.com
Nott Ltd.	58	505-327-5646	www.nottltd.com
OMB America	15	305-477-0973	www.omb.com
OMT Technologies	21	888-665-0501	www.omt.net
Orga Aviation	55, 60	281-358-2544	www.orga.org
Prophet Systems	45	877-774-1010	www.prophetsys.com
Radio Systems	19	856-467-8000	www.radiosystems.com
RAM Broadcast Systems	16-17	847-487-7575	www.ramsyscom.com
RF Parts	58	800-737-2787	www.rfparts.com
rf Software	57	352-336-7223	www.rfsoftware.com
Samco Antennas	63	817-336-4351	www.samcoantennas.com
SCMS, Inc	23, 47	800-438-6040	www.scmsinc.com
Scott Studios	34-35	888-GET-SCOTT	www.scottstudios.com
Sine Systems	28	615-228-3500	www.sinesystems.com
Sony	37	800-472-7669	www.sony.com/proaudio
Studio Technology	37	610-640-1229	www.studiotechology.com
Superior Broadcast Products	60	800-279-3326	www.superiorbroadcast.com
TieLine Technology	12	888-211-6989	www.tieline.com
TM Century	62	972-406-6800	www.TMCentury.com
Transcom	61	800-441-8454	www.fmamtv.com
Valcom	6	519-824-3220	www.valcom-guelph.com
V-Soft Communications	62	800-743-3684	www.v-soft.com
WARP Radio	29	303-799-9118	www.warpradio.com
Wheatstone	2, 67, 68	252-638-7000	www.wheatstone.com

www.beradio.com



## Shaping radio today and tomorrow

By Heidi Hueseman

### Do you remember?



In July 1995, the FCC issued a Notice of Proposed Rulemaking (NPRM) regarding a new satellite digital audio radio service (DARS). The NPRM outlined that the service would provide 30 or more channels of national digital audio programming to fixed and mobile receivers, with the potential for each licensee to offer CD-quality audio channels.

Licensing options included assigning all of the available spectrum (2.31GHz to 2.36GHz) to only the four current DARS applicants, licensing some of the spectrum at the time and holding some in

reserve for future applicants or opening the spectrum to all interested parties.

The FCC proposed that licensees begin construction of their first satellite within one year's grant of their applications. The proposal also required the launch and operation of the first satellite within four years of a license grant, and full operation of a satellite system comprised of more than one satellite within six years of a grant.

### That was then

In 1993, Fidelipac's Dynamax DCR1000 series digital cartridge machine was introduced. It was designed to directly replace analog cart machines by using 3.5" floppy disks as carts. This allowed it to support standard high-density 2MB and triple density 13MB diskettes. Audio could be sampled at 22.05kHz, 25.75kHz, 32kHz and 44.1kHz and encoded using the Apt X-100 coding algorithm.



The system was made up of two components: the DCR1020 master player and the DCR1040 record module. All units were 1/3-rack space wide, measuring 5.5" high x 5.5" wide x 12.875" long. They could sit alone as tabletop units or could be mounted in an optional rack-mount adapter.

The front panel of the master player also featured a backlit LCD display showing machine status, cut identification, time, title and outcue on a two-line, 24 character-per-line screen. In addition, the record module's front panel contained peak-reading LED audio level meters and an overload indicator.

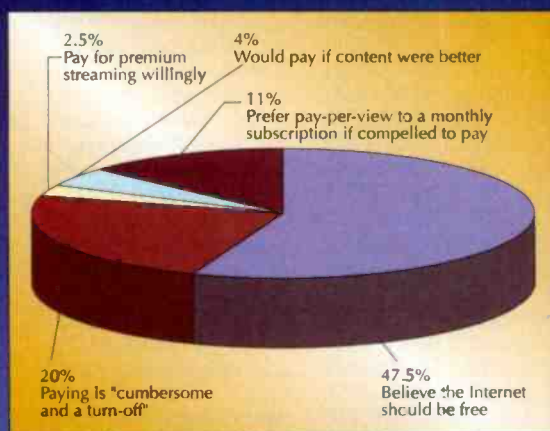
The Fidelipac Dynamax DCR1000 involved simple and familiar aspects of machine operation in spot recorder/players. It provided the quality of digital audio for about the same price as the analog cart machine.

The capacity of a 2MB floppy was just less than one minute of stereo audio at a 32kHz sampling rate. The triple-density floppy provided longer recording times, but they never gained popular acceptance. Other digital recorders and computer-based automation systems were introduced soon after the DCR1000.

## Sample and Hold

A look at the technology shaping radio

How Do Americans Feel About Paying for Streaming Internet Audio and Video Content?



Source: eNation/Edge Communications survey, March 2003



# WHEATSTONE D-4000

---

## DIGITAL AUDIO CONSOLE




*Based on the technical architecture of our popular D-5000, this new D-Series console is totally modular, offering features to satisfy the most demanding engineers—but at a lower price point than its predecessors.*

- Hot-swap design
- Four stereo mix buses
- Six pointer-style true VU meters
- Any mix of digital and analog inputs
- AES and balanced analog outputs
- Choice of master clock rates
- Up to 4 mix-minus outputs using SPD-4000 phone remote modules
- 24 bit A-to-D conversion on analog inputs
- A/B source switching with fully independent logic and machine control
- Mode selection on stereo inputs
- Low profile drop-through counter design
- Multiple studio outputs with talkback interrupt

*Wheatstone has more digital audio experience than most of our competition combined. The D-4000 is a truly high performance, reliable console that will make your transition to digital a pleasure. Benefit from our expertise—**CHOOSE WHEATSTONE**—the Digital Audio Leaders!*

 **Wheatstone**



# AUDIOARTS



SOURCE

Martinez



SOURCE

**ADR-32**  
DIGITAL AUDIO ROUTER

## GET BIG ROUTER FEATURES ON A SMALL ROUTER BUDGET!

Based on **WHEATSTONE's** highly acclaimed **BRIDGE TECHNOLOGY**, the new **AUDIOARTS ENGINEERING ADR-32** brings your studio trouble free mixed signal switching. You can choose from a combination of AES digital (with 24-bit SRCs) or 24-bit A-to-D input cards as well as a combination of analog and digital output cards to help keep this system future-proof. Since all signals are routed entirely in the digital domain, crosstalk is eliminated. The ADR has a built-in monitor speaker (w/level control and external output) and supports both 485 and Ethernet hardware controllers. It comes with **WHEATSTONE's** highly acclaimed X-Point software that lets you configure, protect and integrate the system with our own consoles and third party automation systems.

**BENEFIT** from our extensive technology base; choose the Audioarts ADR-32 from Wheatstone—the digital audio leaders!



**AUDIOARTS® ENGINEERING**

tel 252-638-7000/fax 252-635-4857/sales@wheatstone.com

[www.audioarts.net](http://www.audioarts.net)