

OUR 15TH YEAR!

ANTIQUE RADIO CLASSIFIED





VOLUME 15

JULY 1998

NUMBER 7



**HARRIS
AUCTION!
April 1998**



A.R.C. — THE NATIONAL PUBLICATION FOR BUYERS AND SELLERS
OF OLD RADIOS AND RELATED ITEMS — PUBLISHED MONTHLY

ANTIQUE RADIO CLASSIFIED

Antique Radio Classified (ISSN:8750-7471) is published monthly, 12 times per year, by John V. Terrey, One River Road, P.O. Box 2, Carlisle, MA 01741. Periodicals postage paid at Carlisle, MA, and additional mailing offices. Telephone: (978) 371-0512. 8:30 AM to 6:00 PM ET weekdays; machine answers phone at other times.

Annual subscription rates within the U.S. are \$40.95 by Periodicals mail and \$57.95 by First Class mail.

Annual foreign rates. By air: Canada - \$61.00; Mexico - \$67.00; Other foreign countries - \$105.00. Surface mail: Canada - \$51.00; Other foreign countries - \$58.00. (Surface delivery to countries other than Canada may take two or more months and cannot be guaranteed.)

Two-year subscriptions are twice these rates and receive an extra month. Sample issues are available free on request.

© Copyright 1998 by John V. Terrey.

POSTMASTER: Send address changes to Antique Radio Classified, P.O. Box 2, Carlisle, MA 01741. Printed in U.S.A.

STAFF:

Publisher and Editor: John V. Terrey
Production & Advertising Manager: Cindie Bryan
Office Manager: Tammy DeGray
Managing Editor: Dorothy Schecter
Publishing & Editorial Staff: Ray Bintliff, Dave Crocker, Dick Desjarlais, Laura Katz, Bobby Lyman, Jean Meldonian
Founding Publisher/Editor: Gary B. Schneider
Contributing Writers: Mike Adams, Richard L. Arnold, Richard Begbie, Ray Bintliff, Ron Bouche, Paul J. Bourbin, Norman S. Braithwaite, Dave Crocker, Alan S. Douglas, Richard C. Foster, Fred Geer, Jim Kreuzer, Ron Ramirez, Henry Rogers, Ian L. Sanders, Gary B. Schneider, Daniel Schoo, Frank R. White, Ralph Williams, Walter Worth

PURPOSE. *Antique Radio Classified* is published for people involved in the radio collecting hobby. Its purpose is to stimulate growth of the hobby through the buying, selling and trading of radios and related items, and to provide a monthly forum for the interchange of ideas and information.

CONTACTING ANTIQUE RADIO CLASSIFIED. All correspondence should be sent to:

A.R.C., P.O. Box 2, Carlisle, MA 01741.

Only UPS, Federal, etc. items to street address: *One River Road.*

Telephone: (978) 371-0512; Fax: (978) 371-7129

E-mail: ARC@antiqueradio.com - Web: www.antiqueradio.com

Please, no classified ads by telephone; thanks.

Your ads, renewals, letters, etc. can be handled faster and more efficiently if your name, address and SUB# are written on each.

Unfortunately, A.R.C. is not staffed to answer letters with questions about antique radios or requests for advice. However, A.R.C. does solicit letters of interest to its readers and publishes them as space permits. A.R.C. assumes that permission is given to edit and to publish all correspondence and articles received unless otherwise indicated.

GUARANTEE. You may cancel your subscription at any time and receive a pro rata refund for issues not yet mailed. If errors to ads are made by A.R.C., upon request a free correction will be run in the next available issue.

PAYMENT. Please send in full payment with your order or ad. A.R.C. does not carry accounts; all subscriptions, ads, etc. must be prepaid (except for the 6 and 12 month display ads indicated below). Pay in U.S. funds. Checks drawn on a U.S. bank, money orders, VISA or MasterCard (\$10.00 min.) are preferred. Make check out to "A.R.C." U.S. stamps or cash are OK for small amounts. Canadian payers may send a Canadian check but specify U.S. funds. Subscriptions will be prorated to amount sent if amount is incorrect.

FA X & E-MAIL PROCEDURES/PAYMENT. Subscriptions, book orders, classified ads, display ads, etc. are welcome by fax or e-mail. Deadlines are the same as for ads received by mail. Please calculate the amount due. Payment by VISA or MasterCard is preferred if your order is over \$10. If under \$10, or if you prefer to send a check or money order, state the amount being sent and that the payment is in the mail. Do not send another copy of your ad with your payment; simply indicate that it is a fax or e-mail payment. If you want confirmation of our receipt of your fax, call immediately after sending your fax.

CHANGE OF ADDRESS. Please notify us 4 weeks in advance of a change of address. Send both your new and old addresses, and include your SUB# and effective date of your new address. Temporary address changes can be made also.

SUBMISSION OF MATERIAL. *Antique Radio Classified* welcomes and solicits information that pertains or relates to radio history or collecting. This may include articles, book reviews, photos, information on upcoming radio events, meetings, antique radio organizations, radio auctions, sources of old radio and restoration supplies, and other related and interesting material. All material submitted should be carefully researched, typed and accompanied by good photos, if appropriate. Computer disks are appreciated. Writing guidelines are available upon request. Unless prior arrangements are made, all submitted materials may be edited, become the property of *Antique Radio Classified* and will not be returned. Publication is subject to approval by A.R.C. and to time and space constraints.

MAILING OF ISSUES. U.S. subscribers can receive A.R.C. by First Class or Periodicals mail (Periodicals is the way most magazines are mailed). The mailing of First Class copies is staggered with faraway copies mailed before local copies. Non-U.S. copies are mailed on the first day. Periodicals copies are mailed on the last day. Mailing dates change each month, but mailing is usually completed by the 27th of the month. First Class copies usually are received by the 5th of the month; copies by Periodicals mail, by the 10th.

ETHICS. No person involved in the production of A.R.C. is to act on any information in the magazine until the first delivery day after local copies are mailed.

DISCLAIMER. The publisher is not responsible for any buying and selling transactions incurred, or for any other use of the contents of this publication.

Antique Radio Classified subscription rates, frequency of publication, content, policies, size and ad details, and rates are subject to change at any time by A.R.C.

DISPLAY AND BUSINESS CARD ADS - DETAILS AND RATES

The deadline is the first of the month for display and business card artwork, payment and repeat requests.

Advertising is accepted only for early items related to radio, communication, etc. All items must be described fairly; reproductions, reprints and not-original items must be so identified. Advertisers must agree to respond promptly to inquiries and orders, to resolve problems promptly if the buyer is not satisfied, and to comply with a buyer's refund request on unaltered returned items.

Advertising must be prepaid, except as noted below: see "Payment" paragraph above for details. Late ads will be run only if space and time permit. Since artwork is reduced to 63% in the printing process, **originals must be the artwork size listed below.** Do not send in artwork on art board or send negatives. Ads should be typeset or typed neatly with a carbon ribbon, black ink (not pencil) on white. If used, reverse type must be limited to 25% of the ad. If you want us to prepare your ad, include the one-time cost below for A.R.C. to make up the ad.

Photos should be at an 85-line screen; otherwise, add \$16.00 per photo for screening. **Do not cut or trim photos or glue photos to artwork; submit separately.**

If you are confused by these requirements and terms, please

contact A.R.C. before beginning to prepare your ad. We will be happy to advise you on your ad ideas, estimate how much the ad will cost, recommend an ad size, etc.

We assume that advertisers want all ads which are submitted to run without delay; therefore, we will run the ad and bill for any additional work required for the ad to meet these specifications. A late ad will run beginning with the next month. "Tear sheets" will be sent only for 1/8-page or larger ads and only if requested when the ad is submitted.

First business card per advertiser is at lower rate.

The 3-month rates represent about an 11% discount, the 6-month rates 23%, the 12-month rates 30%. Placement requests: add 15% but call first. Clubs: write for discount policy.

Page	ARTWORK SIZE (SEND IN THIS SIZE)		As Printed (size in magazine)		Cost for 1-month	Cost for 3-months	Cost for 6-months	Cost for 12-months	One Time to make up Ad
	H x W (inches)	(size in magazine)	H x W (inches)	(size in magazine)					
Full	12 7/16 x 7 1/2	7 3/4 x 4 3/4	7 3/4 x 4 3/4	7 3/4 x 4 3/4	\$289.00	\$769.00	\$1329.00*	\$2325.00**	\$69.00†
1/2 H	5 1/4 x 7 1/2	3 5/16 x 4 3/4	3 5/16 x 4 3/4	3 5/16 x 4 3/4	146.00	389.00	675.00*	1175.00**	37.00†
1/2 V	12 7/16 x 3 9/16	7 3/4 x 2 1/4	7 3/4 x 2 1/4	7 3/4 x 2 1/4	146.00	389.00	675.00*	1175.00**	37.00†
1/4	5 1/4 x 3 9/16	3 5/16 x 2 1/4	3 5/16 x 2 1/4	3 5/16 x 2 1/4	74.00	197.00	342.00	595.00	19.00†
1/8	2 5/8 x 3 9/16	1 5/8 x 2 1/4	1 5/8 x 2 1/4	1 5/8 x 2 1/4	38.00	101.00	177.00	305.00	9.00†
Business Card (1st)	2 x 3 3/4	1 1/4 x 2 3/8	1 1/4 x 2 3/8	1 1/4 x 2 3/8	not avail.	53.00	90.00	159.00	7.00†
Business Card (2nd...)	2 x 3 3/4	1 1/4 x 2 3/8	1 1/4 x 2 3/8	1 1/4 x 2 3/8	not avail.	68.00	118.00	205.00	7.00†

* Full & 1/2 page, 6-mos.: 1/2 due with order; 1/2 due in 3 mos. ** Full & 1/2 page, 12-mos.: 1/2 due with order; 1/2 due at 3, 6 & 9 mos.

† For 6 and 12 month ads, no ad make-up charge if no change is made to ad for entire run.



ANTIQUE RADIO CLASSIFIED



EDITOR'S COMMENTS

In the grand scheme of things — or in the history of radio — 14 years may not seem a very long time. But, after celebrating A.R.C.'s 14th anniversary last month and embarking on our 15th year, we decided that this is a milestone. We needed to do something extra for a magazine that has fulfilled the implicit promise on the cover of the first June 1984 issue — "Watch Us Grow."

To say the least, we have grown from that first 16-page issue, consisting almost entirely of classified ads, to an average of 100 pages, covering a whole spectrum of radio topics. To celebrate this progress, we've decided to reprint a page from that first year each month. Our reprint choice for this month is the first *Radio Miscellanea*, which appears, appropriately enough, on page 15 of the June 1984 "Sample Copy."

In the spirit of an entrepreneur, Gary Schneider, A.R.C.'s founder, mailed that free sample to several thousand collectors, hoping they would subscribe. By September 1986, when your editor purchased the magazine, 1,800 had responded. Of the about 8,000 current subscribers, we are proud to say that many still trace their support for A.R.C. to that first year.

It didn't cross our minds back then that we'd someday be thinking about A.R.C. in the year 2000 and beyond. But, here we are, moving into the 21st century and meeting head-on the same computer "Year 2000 Problem" that the rest of the world faces.

However, be assured that we have now made the necessary software changes to our subscription database and can properly handle expiration dates for the year 2000 and beyond. To the over 400 of you who have already subscribed beyond November 1999 and who for some time have seen an incorrect date on your label, we thank you for your confidence and your patience.

In our lead article this month, Bill Moore takes on the challenge of researching both the U. S. and British Pilot radio manufacturers. In addition to a chronological history of the two companies, he describes how Pilot tailored the sets, which are very similar electrically, to the different British and American stylistic expectations.

It's been some time since we've had a "Gridley Radio Shop" cartoon, and we're delighted to have space for another example of Ron Boucher's radio humor.

We've come to expect articles on cathedrals and tombstones from Richard Arnold, but this time he has surprised us. The unusual Motorola Model S-10 Lazy-boy is a radio with a remote-control box separate from the large amplifier and speaker cabinet. Richard gives us four nice illustrations detailing all of the components of this interesting radio.

As always, Alan Douglas keeps us thinking. He'd like to know more about his home audio system, using 1930s vintage WE horn speaker drivers, of course. Some of you may want to respond to Alan's inquiry.

Photo Review takes us from bedroom to automobile. A motel coin-operated radio must have given many a traveler a "Slumber Hour" tune for a dime. Furthermore, he could tune in while lying in bed, as the radio was mounted upside down. A detachable transistor car

radio to be mounted in or under the dashboard would assure him of radio entertainment throughout his trip!

In his AC/DC restoration article, Bill Turner presents two case histories of repairing sets with related problems. His work encourages us to recognize how the same problems appear in many radios and can be solved by the same methods. Bill's additional tips for general repair are also very helpful.

And we're grateful to Chris Kocsis for following up with more information on Robert Enemark's article on Edison's incandescent bulb in the May 1998 issue. Many of us now can better identify the lamps in our own collections. Your editor, for example, can safely say that he has a 50th Anniversary Golden Jubilee lamp.

We report on three public auctions conducted by professionals — a trend that seems increasingly common even among the clubs. Auctioneers, such as Richard Estes, Gene and Tom Harris, and Robert Arner, add to the confidence of buyers with their precaution preparation and execution. We're especially pleased when they supply us with excellent photos.

More than 400 from several states attended these auctions. Highlights included TV items, such as a Philco Predicta selling at \$750. Atwater Kent breadboards were back in the action selling up to \$900, while Art Deco and Catalin sets went for as high as \$2,000.

In *Radio Miscellanea*, the Internet debate goes on. People really do care about this issue — and, as a sign of the times, two of the letters were sent by e-mail.

For Philip Collins book lovers, his *The Golden Age of Televisions* is reviewed by Irene Ripley. Everyone appreciates a Collins book — it is handsome to look at and reflects popular culture. In addition to the well known *Radios: The Golden Age* and *Radios Redux*, you may be surprised to know that Philip has written other books "for fun and profit," such as *Classic Cocktails of the Prohibition Era* and *Cigar Bizarre*.

Coming Radio Events. The big radio event months are upon us, and we urge you to attend Extravaganza in Lansing, Michigan, July 9-12; Radiofest in Elgin, Ill., Aug. 5-8; the AWA Conference in Rochester, N. Y., Sept. 2-5; and VRPS, in Dallas, Tex., Oct. 30-Nov. 1. Unfortunately, A.R.C. cannot make it to Extravaganza, but we will attend the others. We also hope to see you at the NEARC meet in New Hampshire on July 18.

Happy Collecting!

John V. Terrey, Editor

ON THE COVER

Sometimes companies like the Harris Auction Company in Marshalltown, Iowa, send us such wonderful photos that we regret not being able to use them all. This time we decided to select four photos of choice items sold at the Harris April auction for our cover. They include (clockwise from the bottom) an Atwater Kent Model 10 breadboard selling at \$900, a Sparton salesman's sample "Grip the Wind" windcharger at \$200, an Emerson AU-190 at \$950, and a Radio-Glo Art Deco at \$2,000.

WITH THE COLLECTORS

U. S. and British Pilot Radios A Comparison

BY BILL MOORE

Inspired by an early, signed copy of Jonathan Hill's book "Radio! Radio!," Bill Moore appears to be a convert to British-designed radios. He was particularly interested to learn that the Pilot Radio Company manufactured radios in Britain in 1936. Here he compares the U.S.-made Model G508/509 to the British-made Model U106. (Editor)

I have to admit that for most of my 22-year radio "obsession" (my wife's word), my response to 1930s sets from the British Isles was a mixture of dislike and indifference. (Many American collectors must feel this way today based on the prices these sets fetch in the States.) My response was based on my observations of the cabinet style and the circuit simplicity of the table models.

In 1986, my attitude began to turn around. That year was my last to visit the AWA Annual Convention in New York. It was during my exploration of the flea market that I happened upon Jonathan Hill from Britain. Jonathan's new book *Radio! Radio!* had just come out, and he was selling signed copies, one of which I acquired. This book opened up a whole new collecting arena for me.

Radio! Radio! (now in a third edition) fascinated me with its broad depiction of British and imported sets. Being an enthusiastic collector of Pilot radios, I was surprised to learn from this book that Pilot built sets in London on Park Royal Road. The London Pilot factory was built in 1936 and produced a good number of models for the next twenty or so years, some very similar to U.S. sets and some very unlike U.S. sets.

THE BRITISH PILOT COMPANY

In 1936, the British Pilot Company began producing sets with both imported and locally pro-

duced parts. For the first three years, British sets closely resembled those produced by the American Company. However, some tube-type changes (metal tubes not then being available for replacement purposes in Britain) and steps to save on cabinet costs had to be implemented.

The American company exported sets all over the world, while the British company, prior to the war, did not export, except on a limited basis to Ireland.

The British-built Pilots are an interesting enigma.

Pilot Radio Company History

- 1925** Original company formed to supply kits and parts.
- 1927** Introduction of the "Wasp" shortwave set.
- 1928** Publication of the magazine *Radio Design*. Introduction of the "Super Wasp."
- 1929** Introduction of the "AC Super Wasp." Acquisition of Speed Tube Corp.; production of low-noise Type 227 tubes.
- 1930** First factory wired set, the "Midget."
- 1931** First Double Superhet, the "SuperWasp" cathedral.
- 1933** Bankruptcy in the depth of the Depression.
- 1934** Formation of the new company in Long Island City, New York.
- 1936** Formation of a British branch, Park Royal Road, London.
- 1940** Shutdown of all commercial activities for the duration of the war in Britain.
- 1942** Shut down of all commercial activities for the duration of the war in U. S.
- 1942-1945** War production of Lend-Lease sets to USSR and China.
- 1946** Postwar FM tuner, cheap but adequate.
- 1947** Postwar TV, first one under \$100.
- 1948** Component hi-fi products on the market.
- 1949** Emerson buys large interest in company.
- 1950** Production of consumer market sets ceases.
- 1962** Founder (Isidor Goldberg) passes away.
- 1963** Emerson buys out company and dissolves it




Figure 1. The U.S.-designed Pilot Model G508/509 featuring the large rectangular cabinet and slide-rule dial.

They contain all the attractive features of the U.S. sets, but are built in the British "battleship" style. In terms of my collection goals, the British sets add another dimension. Most of them have a heavy construction, as my back can tell you. (Picture trips through London airports with those huge, heavy boxes.) This heavy construction was due in part to the longer time these sets had to last. An article in *Radio Retailing* from the late 1930s points out that European, including British radios, lasted an average of nine years. The average U.S. set was replaced in two years.

U.S. PILOT MODEL G508/509

The Pilot G508/509 sets were state-of-the-art




Figure 2. The British-designed Pilot Model U106, with a circuit similar to the Model G508/509, but with striking differences in cabinet design.

when they were designed in the U. S., circa 1937. Both sets utilized the slide-rule dial which was becoming popular in Britain and Europe at this time. Model G508/509 is shown in Figure 1.

Putting a slide-rule dial on a high end set would have been considered a very bold move in the States where round and peephole dials continued to dominate into the late 1930s. However, Pilot competed heavily in Europe so these sets (the 509 had an extra long wave band) with slide-rule dials were needed to meet the demands in Europe at the time.

Personally, I do not care for the slide-rule dial. It speaks to the 1940s era in the States, and my main interest is the 1930s

(the peak in consumer radio design). I was weaned on Zeniths which maintained the round dial well into the 1940s. Across the Atlantic it was different — slide-rule dials were king from the mid-1930s on.

The Model G508/509 is interesting for several technical and aesthetic reasons. It was one of the first sets that used multifunction tubes. A reduction of tube count allowed the radio owner a cheaper license fee, based in Europe and Britain on the number of tubes, less the rectifier, ballast and tuning eye.

The G508 is a fantastic performer, with 5 controls, 10 tubes, and a 10-inch speaker. The cabinet is very solid with a sturdy Masonite back. The chassis contains a separate fine tuning control, which is more than adequate and very sturdily constructed.

The tube lineup for the G508/509 includes the following Types: 6K7 RF, 6L7 mixer, 6J7 oscillator, 6K7 1st IF, 6B8 2nd IF/Det., 6Q7 AVC/1st audio, 6V6 (2) audio output, 6E5 tuning eye, and 5U4 rectifier. All tube envelopes are metal except for the 5U4 and 6E5.

This set utilizes these tubes in ideal circuitry with no lack of trimming hardware. The short-wave performance, for which Pilot is famous, is very sensitive and selective for a consumer targeted set.

BRITISH PILOT MODEL U106

The British Pilot equivalent of the G508/509 is the Model U106, shown in Figure 2. Advertisements for this set started showing up in the November 1937 issue of *Wireless World*. (Advertisements for the U.S. Model G509, the closest to the U106 with its long wave, don't show up until 1939.) However, the set is mentioned in the 1938 specification summary listing published by *Radio Today*.

The only circuit changes for the Model U106 were in the dial light wiring and the selection of glass tubes. Metal tubes were not readily available in Britain in 1937. However, the physical

(Continued on following page)

(U. S. and British Pilot Radios, continued)

changes were astonishing. The British had taken an ugly duckling like the G509 and transformed it into one of the most appealing sets ever built.

As shown in Figure 2, the U106 used a round dial and was housed in a tombstone-style cabinet. The G509 had become a set in the best of all worlds — a great circuit with a minimum number of readily available tubes. Furthermore, it was great to look at.

This design seemed to be a miracle. As collectors know, in the U. S. in the 1930s, there appeared to be a manufacturers' code — the bigger the table set, the uglier it had to be.

The transformed British Pilot U106 had the following glass tube line up: 6U7 RF, 6L7 mixer, 6J7 oscillator, 6U7 1st IF, 6B8 2nd IF/Det., 6Q7 1st audio/AVC, 6N6 (2) audio output, 6G5 tuning eye, and 5U4 rectifier.

The U106 was a very expensive set. Advertised prices were in the 22-25 guinea range (approximately \$275 dollars). The British Pilot Company performed similar transformations on a couple of other lesser sets, and sold only round- or drum-dial sets until they too succumbed to the

slide-rule dial mania by 1939. By then it was too late to produce even these sets, since World War II was underway, and consumer radio production in Britain ceased by the beginning of 1940.

The next time you get the idea that British sets are ugly and uninteresting, remember the transformation of the Model G508/509.

References:

Hill, Jonathan. *Radio! Radio!*. Great Britain: Sunrise Press, 1986.

Radio Design, "Pilot Radio and TV," U.S.S., 1928, 1931.

Radio Retailing, March 1939.


Radio Today, June 13, 1938.

(Bill Moore, 3049 Box Canyon Rd., Huntsville, AL 35803. E-mail: moore@mevatec.com)

A collector since age 15, Bill focuses on cathedrals and tombstones and has made Pilot a specialty. Founder of one of the first clubs in the South (SVWA), he has had to bow out because of job pressures in the defense industry. He invites comments and questions from readers.

Gridley's Radio Shop — March 1939

By Ron Boucher



RADIO LAB.
JUNE 1984

RADIO MISCELLANEA



Stop Shifting Tubes

NO TUBE will do *equally well* all the things that must be done to give perfect reception. Special characteristics are essential for Detectors, Radio Frequency Amplifiers, Audio Frequency Amplifiers, Hi-Mu Amplifiers and Oscillators.



Myers Tubes are *made and marked* specifically for the function they are to perform, therefore they increase distance, improve quality and enlarge the volume.



Don't Guess—Don't Match
Order the Exact Tubes You Want.

Made by Pioneer Designers and Builders of Radio Tubes
Type 01-A \$2.00
Type 99 - 2.25
At your dealer, or we will ship, postpaid



Myers
Radio Tube Corporation
 Cleveland, Ohio

MYERS



Amrad Peak Receiver

Burrell
LOUD SPEAKER
 Distinctive in design
 Pyralin bell
 Aluminum column

Volume—Clarity—Beauty

No. 205B—Polished black flare... \$22.50
 No. 205D—Shell pyralin flare... 25.00
 No. 100 —Phonograph unit 10.00

Manufacturers
American Electric COMPANY
 State and 64th St. Chicago, U. S. A.

CRYSTAL SET
 The "Monarch" Crystal Set was submitted to the Radio News Laboratories for test, by Rippper Bros. Mfg. Co., 2125 Superior Ave., Cleve-



land, Ohio. It is a complete set, giving good results for local stations.

The Daven Super-Amplifier
 for volume and tone quality
3 STAGES RESISTANCE COUPLED
ECONOMICAL DISTORTIONLESS
 Easily added to any set
 Saves Several Hours' Assembly
 For Sale by All Good Dealers



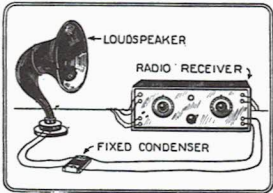
THE SIMPLEST PRACTICAL RADIO SET MADE

\$1.00

The RADIOGRAM

The simplest radio outfit made—yet so practical as the most expensive. A crystal receiving set that you can operate and enjoy even though you know absolutely nothing about radio. You receive the RADIOGRAM unassembled, together with a clearly written instruction book, which shows you how to quickly and easily construct the set, using only your hands and a solder. The outfit comprises all the necessary wire, contact points, detector mineral, tube on which to wind the coil, etc., etc. The instruction book explains simply and completely the principles of radio and its graphic illustrations make the assembling of the RADIOGRAM real fun.

THE RADIOGRAM CORP.
 66-R W. Broadway New York City



The quality of reception can be greatly improved by placing a fixed condenser in parallel with the loud speaker, as shown.

Use the Classifieds!

WITH THE COLLECTORS

Motorola Model S-10 – Lazy Boy

BY RICHARD ARNOLD

The Galvin Radio Company of Chicago, renamed Motorola Corporation in 1947, was one of the pioneering radio companies. Paul Galvin started the company in 1928 with only \$500. It prospered, and in 1941, Galvin sold almost 400,000 household sets.

In early 1934, the compact radio, introduced a few years earlier, was still in great demand. Manufacturers probably did not even anticipate the way in which small sets would sweep the country. The obvious advantage of compact receivers was their flexibility — they could be placed in almost any convenient location. Large radios were more difficult to fit into a room with other furniture. However, by August of 1934, the compact receiver craze was on the wane. Larger sets were regaining popularity.

To move with the times, Motorola decided that radios with remote controls would develop a high degree of popularity. The remote tuning units could be moved from place to place within the 20-foot radius provided by a cable and thus kept within arm's reach. With a remotely controlled radio, practically all of the convenience of the compact receiver is retained, along with the advantages of the larger type receiver.

The Motorola Model S-10 Lazy Boy, shown in Figure 1, was the company's answer to a combination of convenience and size. This set consists of two units — a remote control unit and an amplifier/speaker unit. The remote control contains 4 tubes: an RF stage, a 1st detector/oscillator, an IF, and a combined second detector/ AVC/ 1st audio.

The other unit houses the dynamic loudspeaker, an audio amplifier, and the power supply. This unit is shown in Figure 2. The amplifier uses a Type 56 as a 2nd audio and two Type 45 tubes in the push-pull output stage. The power supply furnishes operating voltages for both the remote control unit and the audio amplifier.




Figure 1. The Motorola Model S-10 Lazy Boy with its remote control unit.

The remote control unit is connected to the amplifier/speaker unit by a single cable. This shielded cable provides the B+, ground, and filament voltages for the remote control unit, as well as the antenna connection and the audio output from the remote unit. There is no 110-volt AC required in this unit. The external antenna connection is made to the amplifier/loudspeaker unit and from there is carried to the tuning unit through the cable, as noted above. Thus, the tuner can be moved around at will without any thought to any connecting wires other than the main cable.

The tuner, while only 6 inches square by 8 inches deep, provides complete control of the entire set. The on/off control switches the tube filaments of the remote unit and a relay in the speaker/amplifier unit. The relay controls power to the speaker/amplifier unit. The transformer which supplies the filament and relay






Figure 2. Rear view of the speaker/amplifier unit.



Figures 3 and 4. Views of the remote control chassis.

control voltage to the remote unit is connected to the 110-volt line at all times. The fact that the filament transformer primary is connected to the line all the time is of no importance, as the current drain when the secondary is open is negligible.

Two views of the remote control chassis are shown in Figures 3 and 4. Tone control, volume control and tuning are accomplished by means of the three knobs. The illuminated dial is calibrated in kilocycles. At the right behind the rectangular window is the "tun-a-lite" tuning indicator lamp, which appears to be a glow-lamp type of indicator. The tuning unit is complete except for two missing escutcheons. Can any A.R.C. readers help me to locate these escutcheons?

References:

MaLaurin, W. Rupert. *Invention and Innovation in the Radio Industry*. New York: The MacMillan Co., 1949.

Radio News, August 1934.

(Richard Arnold, Box 275, Lone Grove, OK 73443)

Richard Arnold has been collecting radios since 1985. His interest is primarily in cathedrals and 1920s battery sets, and his collection ranges from crystal sets to a 1928 American Bosch in a Pooley cabinet. His prize is the 1932 Jackson Bell Peter Pan featured in the June 1991 A.R.C.

Western Electric 555 Horn Driver

BY ALAN S. DOUGLAS

The Western Electric 555 horn driver was the mainstay of theater sound in the 1930s and 40s. Most of these units were leased only to Western Electric Sound System theater owners. They were designed to fit a variety of theater horns, some as large as 3 feet wide.

Figure 1 shows two Western Electric 555 driver units back to back for comparison. Their construction was of heavy cast iron, and they weighed in at a hefty 16 pounds. As a result, carrying handles were necessary. Each driver unit measured 6½ inches in diameter.

Is there anyone else but me out there crazy enough to use these drivers in a home audio system? (CDs sure sound good.) What I'm looking for are serial numbers and matching date codes to get an idea of production figures. I would also like to compare Western Electric 555W driver serial numbers. If anyone has one of these units and can

supply any information, please write to A.R.C.

(Alan Douglas, Box 225, Pocasset, MA 02559)




Figure 1. A pair of Western Electric 555 horn driver units shown back to back.



PHOTO REVIEW



This column presents in pictorial form many of the more unusual radios, speakers, tubes, advertising, and other old radio-related items from our readers' collections. The photos are meant to help increase awareness of what's available in the radio collecting hobby. Send in any size photos from your collection. Photos must be sharp in detail, contain a single item, and preferably have a light-colored background. A short, descriptive paragraph **MUST** be included with each photo. Please note that receipt of photos is not acknowledged, publishing is not guaranteed, and photos are not returned.

ARISTAR TRANSISTOR MINI DETACHABLE CAR RADIO – This 7-transistor car radio can be mounted in or under the dash. The tuner is detachable from the mount. This set comes complete, including the mounting bracket. The half-dollar at the lower left is to show size. (Bob McPhee – Augusta, GA)




DEALER DISPLAY – This Brunswick advertising poster was found in the attic of an old drugstore. Made of fiberboard, it stands 54" high. (Don Howland – Spokane, WA)



TESCO TYPE B CRYSTAL SET – This crystal set was manufactured by the Eastern Specialty Co. of Philadelphia. The double slider coil-tuned crystal set is mounted in a cabinet that has notches in the cover to accommodate the binding posts and also a decorative clasp to secure the lid. (Erwin Macho – Vienna, Austria)


PHOTO REVIEW




W. W. GRANT RADIO, LTD. CRYSTAL SET – This rare set of the early 1920s was made in Calgary, Alberta, Canada. (*H.K. Frederickson – Kemble, Ontario, Canada*)



TRINITY TYPE A HORN SPEAKER – This square-shaped metal horn was manufactured by the Trinity Radio Company of Boston, Mass. The bottom of the round metal base has a turned wooden trim. The metal parts are painted a reddish mahogany color. Later versions of this speaker had a more common round shape to the bell and neck. (*Dave Crocker – Mashpee, MA*)



ZENITH COLOR TV, MODEL UNKNOWN – This console TV is date stamped November 1953 on the inside of the cabinet, making it a very early color set. However, Zenith didn't market a color set until the late 1950s. This set has the early 15-inch picture tube, and all of the knobs are appropriate for a 1954 model Zenith television. The picture-tube mask has large Z-E-N-I-T-H characters molded into the mask itself, plus a traditional Zenith lightning-bolt decal affixed to the base of the massive blond wood cabinet. There is a discrepancy here. Could this set have been a prototype or perhaps another manufacturer's set refitted by Zenith to appear like a Zenith and used as a means of generating traffic into Zenith dealers? I would appreciate any light readers could shed on this oddity. (*Mike Drown – Imperial, MO*)



DAHLBERG MODEL 49-6 – This motel radio is basically a Setchell-Carlson Model 416. The dial and instructions are upside down, and the unit appears to mount on a headboard. The slot, situated on top, says "1 dime-1 hour." A pillow speaker accompanies the set. (*Guy Forstrom – Quinnesec, MI*)

RESTORATION TOPICS

AC/DC Restoration A Coronado 43-88353 and a Truetone D2615

BY WILLIAM P. TURNER

Let's hope more of us are inspired to do what Bill Turner has done in his restoration project — search and solve step-by-step. Here were two radios with similar problems and one solution led to another. Bill has supplied a good case study for us all. (Editor)

It all started at an antique mall — you know, what we used to call “junk store.” It was a brown Bakelite 6-tuber with a slide-rule dial and two knobs. It was marked “\$40, works.” I told the attendant I would offer \$25. Her reply was that the owner was out of town until the following Monday, and she would call him then.

Monday afternoon the owner called and wanted to dicker. He wanted me to fix an RCA 45-rpm record player in return for the radio. The final agreement was that I would give him \$25 toward the repair. The ease with which he agreed told me his idea of “works” was much different from mine. I was not disappointed.

THE CORONADO MODEL 43-8353

The radio's label indicated that it was a Coronado Model 43-8353. Below the label was the notation “BRC 6D115,” as in Belmont Radio Corporation. When plugged in, the thing did work. I could hear three stations very faintly if I held my ear close to the speaker.

After I had removed the chassis from the case, at the first turn-on I noticed some flickering in both the tubes and pilot light and suspected an intermittent heater somewhere. I blew the dust out of both the case and the chassis with compressed air and an old paint brush. The Bakelite case got a quick buff job on my buffer with white rouge compound. The knobs were made of a simulated burl plastic, something not obvious in their previous condition. I soaked them in *Ship-Shape* comb cleaner to remove the grease from years of use and then buffed them.

For starters, I tested the tubes. They tested OK, a fact which was hard to swallow in view of the flickering I had seen. To isolate this problem I paralleled each tube filament with a 120-volt neon

lamp. It took quite a while, but eventually I found a flickering lamp — a filament pin on the 12SA7 was poorly soldered.

Next, I did a quick check of the voltages at the filter capacitor. They were normal, and there was hum from the speaker. Working from back to front, I checked the plate and screen voltages of the Type 35L6 audio output tube. They were within the normal range. Touching the grid with the meter probe produced a slight negative kick on the meter. That told me the first audio plate to output amplifier grid coupling capacitor was probably OK.

The next logical step was to check the plate voltage of the first audio stage. It was only a few volts. I checked the plate load resistor and found the entire plate voltage being dropped across it. Something was shorted


and causing far too much current flow through that resistor. I already knew it wasn't the coupling capacitor. The only other thing it could be was a small mica capacitor installed between the plate and cathode of the first audio. This capacitor functions to cut some higher frequencies from the audio and makes for a more pleasing sound. I replaced the defective mica capacitor, and the radio operated just fine.

After supergluing the diffuser between the pilot light bulb and the dial face back in place, I put the chassis back in the case, ran it for a few hours, and put it on the shelf next to the Truetone D2615.

THE TRUETONE D2615

When I wrote the above paragraphs as the work was being done, I never dreamed that the same treatment might apply to another set. But, when I put the Coronado on the shelf, I began to wonder about the Truetone. I had bought it some weeks before at a fleamarket, and it worked after a fashion when I tried it, so I just put it aside.

However, curiosity got the better of me and I plugged it in again. It did work. There were several stations at reasonable volume but no stations were really loud. The chassis is similar to but not the same as the Coronado. It has the same 6 tubes, but the layout is totally different. It had the classic



The Truetone Model D2615.

Belmont side tuning knob, 6 push buttons rather than 5, and a much more Deco case.

The circuit between the first and second audio tubes is very similar, except that, in this version, the mica capacitor was connected from the chassis ground plate. I did the same checks previously mentioned with the Coronado and got essentially the same results. I clipped the mica capacitor, and the volume blasted me out. I had noted a slight positive on the grid of the output tube, so I replaced the coupling capacitor. The mild distortion cleared up instantly.

There were a few minor things to be taken care of while I was already about it. The return spring was missing from one of the push buttons. Part of a small coil spring from the hardware store was easily fashioned into a very reasonable substitute, with care taken to crimp the end so that it could not happen again. The dial scale was made of plastic and somewhat the worse for wear. The pilot light was located immediately above it, and the heat had taken its toll.

The scale had been riveted on and required drilling out the rivets from the back. As is my practice, I used a drill bit 3 or 4 times the diameter of the head of the rivet. Holding the bit cocked at an angle allowed removal without the rivet turning at the speed of the bit. The scale was placed on a piece of wood and heated in the oven at 200 degrees for about 10 minutes. It was then removed, quickly covered with another piece of wood, and tightly

clamped until it cooled to room temperature.

The dial cover was badly yellowed but not cracked. Its repair is beyond the scope of this article, but a new lens was fabricated of a clear thermoplastic. The case — Bakelite, painted cream color — was lightly steel-wooled and given two coats of antique white *Krylon*. The color matched the tuning knob perfectly, but the volume knob and push buttons are of a darker shade to provide some additional interest to the front panel.

The Truetone is now back on the shelf next to the Coronado and both are looking and working spectacularly well!

Belmont made house brands for Montgomery-Ward, Western Auto, Gamble Stores, and many others, along with its own house brands. You may well find these and other Belmont radio chassis and cases under a wide variety of names and cabinets. Some might even suffer from a bad mica capacitor.

Illustration by Dave Crocker.

(William P. Turner, 1117 Pike St., Saint Charles, MO 63301)

(A graduate of the Signal School at Fort Monmouth, New Jersey, Bill Turner has been a licensed commercial and amateur radio operator since 1959. He has worked in international airline avionics and for the world's largest producer of semiconductor materials for transistors, solar cells, and integrated circuits.)

More on Edison's Incandescent Lamp

BY CHRIS KOCSIS

I can "shed some light" on the difference between the Edison First Bulb reproductions that Robert B. Enemark describes in the May 1998 A.R.C. The one pictured on the left, with the tighter filament coil and the slightly uneven and elongated tip on top, was issued in 1914 to mark the 35th anniversary of Edison's 1879 patent. The one on the right is the 1929 model made to celebrate the 50th anniversary — "Light's Golden Jubilee."

There's one important difference between the two — the 1914 repro was actually evacuated through the tip. The 1929 bulb, on the other hand, was evacuated through the glass stem that holds the filament. This difference could be confirmed if Robert could examine the bulb closely and find the small hole (not visible in the photograph) just under the crimp where the stem is pinched over the lead-in wires.

The 1914 bulb may be the first reproduction distributed in any quantity. In the same year Francis Jehl, Edison's assistant, made a very small number of other ones — perhaps only two — for a special presentation, containing a horseshoe-shaped cardboard filament, which is actually the kind of filament first used commercially in Edison bulbs. At the time the 1879 patent drawings showing a coiled filament were made, that filament was assumed to be made of platinum rather than carbon. Neither this platinum filament, nor similar coiled ones attempted from carbon paste, were successful.

There probably wouldn't have been much interest in making repro First Bulbs until after the 1879 and 1880 patents ran out in 1896-97. I don't know if

any were made for the 25th anniversary, but no other collector I've asked knows of any and there doesn't seem to have been any celebration. It's doubtful Edison would have had any interest in a repro bulb himself, since he had been kicked off the GE board of directors around 1902 and had lost all interest in bulbs long before that.

However, repro bulbs have probably been sporadically made for presentation and promotional purposes without being tied to any specific anniversary celebration since perhaps 1914 and certainly since 1929. In Paul F. Keating's book *Lamps for a Brighter America*, there is a picture of a glassblower making a repro bulb during Edison Week at GE (probably in the 1950s), surrounded by curious boys and girls. These repros were distributed by GE for the 75th (1954) and 100th (1979) anniversaries, and the latter were issued by other makers and groups as well.

References:

- Cox, James A. *A Century of Light*. New York: Benjamin/Rutledge, 1979.
- Howell, John W. and Henry Schroeder. *The History of the Incandescent Lamp*. Schenectady: The Maqua Company, 1927.
- Keating, Paul F. *Lamps for a Brighter America*. New York: McGraw-Hill, 1954.
- Lewis, Floyd A. *The Incandescent Light*. New York: Shorewood, 1961.

(Chris Kocsis, 7315 Oriole Ave., Springfield, VA 22150-4302. E-mail: chrisk@access.digex.net)



AUCTION REPORT

Estes Vintage Radio Auction Medina, Ohio — February 21, 1998

CONTRIBUTED BY RICHARD ESTES

Estes Auctions conducted its vintage radio auction on February 21, 1998, at the Seville Auction Barn in Medina, Ohio. There were 216 registered bidders from 12 states. Long distance travelers were from California, Colorado, and Florida. Mild temperatures helped to make the mid-winter event a success — total sales were over \$37,000.

Most radios were in good to fair condition. In addition to items listed, there were many battery sets selling in the \$60-\$100 range, and wood and Bakelite table sets in the \$20-\$60 range. Loads of test equipment sold at \$5-\$15, and flats of tubes at \$10-\$100.


Among the highlights were an Emerson "Strad" (violin shaped) table radio that sold for \$525, a General Motors Model 250 "Little General" cathedral at \$450, a Crosley "Playtime" grandfather clock radio at \$400, a General Electric Model K-63 cathedral at \$400, and an Atwater Kent Model 10-C breadboard that brought \$625. The surprise of the event must have been when two boxes of new power transformers brought a bid of \$475!

The date for the next Estes radio auction hasn't been set yet, but watch for it in A.R.C. Richard will be at Extravaganza '98 where he hopes to see you all.

e=excellent, g=good, f=fair, p=poor, WT=with tubes, NT=no tubes, BBT=brass-based tipped, TT=tipped

Aetna table, g	\$110
Airline table, g	40
Atwater Kent 20, f	90
Atwater Kent 35, f	45
Atwater Kent 55 chassis, g	60
Atwater Kent 165 cathedral, g	300

A warning: Auction prices are not current values. Our selection of auction items is not necessarily complete. A listing such as this cannot adequately include the condition of cabinets, chassis, transformers, tubes, the operating status of the set, and the inclusion of incorrect, restored or replica components, etc. Auction prices are the result of the excitement of the auction process, the skill of the auctioneer and the specific interests of the participants. Nevertheless, auction prices serve as useful references and as another element in the value determining process. The possibility of error always exists, and if we are notified, corrections will be reported.



The vintage television sets offered in this auction ranged from a 1949 7" Sentinel "suitcase" (center), to large screen consoles of the 1960s.

Atwater Kent Model 10C breadboard, p	625
Atwater Kent cone speaker	45
Atwater Kent horn speaker	120
Auto-spark	190
B & K isolation transformer	55
Belmont 6D111, g	240
Bendix 114, g	250
Blinker code light, g	30
Bosch Amberola battery set, NT, f	65
Bosch battery set, g	115
Buick novelty radio	65
Challenger amp	25
Crosley 45 turntable	25
Crosley 167, f	100
Crosley appliance sign, g	45
Crosley battery eliminator	40
Crosley Colorado, g	125
Crosley Musicone speaker, g	30
Crosley Playtime grandfather clock, g	400
Crosley, g	115
DeWald 800, g	35
Dictogrand horn speaker, g	225
DuMont neon sign, g	250
Echophone BC-1A table, f	45
Edison Diamond Disc phono, f	115
Emerson in Ingraham cabinet, g	170
Emerson Strad, 1939, g	525
Eveready cat bank, new	35
Fada Bakelite, e	195
Freed-Eisemann FE-18, f	75
Freed-Eisemann speaker, g	55
Freshman 51-C, g	220
Freshman battery set, f	60




This photo shows some of the many cathedral radios for sale, including a GE K-43 (far left), and a 1936 Philco (center right).

GE K-43, g	255
GE K-63, e	400
General Motors 250 Little General, (2), g ...	300, 450
Gloritone 26, (2), g, f	80, 115
Golf ball novelty radio, g	95
Grebe battery set, g	575
Grebe Synchrophase MU-1, g	225
Grundig 106, f	25
Hallicrafters S-38-D, f	50
Hallicrafters Sky Buddy, f	65
Hallicrafters SX-100, f	95
Hammarlund HQ-170, f	115
Hammarlund speaker, g	65
Hartman battery set, WT, g	300
Headphones, misc, box lot	45
Heath DX-20, f	50
Home brew battery set, f	65
Kennedy 167, g	115
Magnavox horn speaker, g	160
Majestic 50, g	265
Majestic 1938 portable, f	140
Majestic tombstone, g	135
Marantz quad amp, g	35
Midwest console, f	225
Neutrodyne battery set, WT	110
Panda novelty radio, g	10
Parmak M-76, g	105
Pfanstiehl battery set, f	60
Philco shipping crate, g	110
Philco 37-84, g	95
Philco 70 cathedral, g	300
Philco 76, f	60
Philco 90, g	375
Philco 20 Deluxe, g	235



Among the many 1930s table model radios offered for sale were the Majestic 50 (far left), that brought a bid of \$265, an RCA R4 cathedral, and an unidentified ornate cathedral.

Philco Predicta barber pole, mahogany, g ...	600
Philco Predicta TV, table, metal, f	250
Philco Predicta TV, remote, w/cable	750
Playing cards, "wireless"	35
Power transformers, (2) boxes, new	475
<i>Practical Radio</i> , book	10
Precision signal generator, f	15
Radio Baseball Scoreboard game	35
RCA 4T, f	100
RCA 7-BX-10 Stratoworld portable, g	160
RCA 143, g	255
RCA Nipper dog, repro, new	55
RCA Radiola 41, f	20
RCA Radiola 60, f	105
RCA Radiola 66, f	45
RCA Radiola horn speaker, (2), f, chipped	80, 140
RCA table microphone	95
Rider Manual, Volume I, f	105
Rider manuals, (11)	115
Silvertone 6130, g	65
Silvertone grandfather clock, f	365
Simpson ohmmeter, g	40
Stewart-Warner 1262A, g	375
Stromberg-Carlson, table	165
Supreme tube tester, g	40



Shown here are a Gloritone Model 26 that sold for \$115, a Sterling "Little Symphony," and a Philco 20 Deluxe that sold for \$235.

Sylvania radio advertisement, g	45
Telefunken European radio	85
Temple drum speaker, f	30
Templeton Supertone, f	155
Tomboy portable radio, f	35
Tube(s): WD-11, BBT, w/box, g	170
Tube(s): 45, (30)	210
Tube(s): 47, (9)	20
Tube(s): Cunningham C-12, BBT	40
Tube(s): DeForest DL-7	20
Tube(s): miniatures, box	155
Tube(s): used 6L6, (32), untested	45
Tube(s): UV-199, W/box, g	30
Tube(s): WD-11, (4), g	95
Tube(s): Airline 01-A, gold, g	50
U.S. Army tube tester, g	50
Valiant transistor radio, f	35
Vibroplex Standard bug	180
Westinghouse "refrigerator" radio, g	125
WOWO radio sign, g	140
Zenith 500D, f	35
Zenith console, 1940, g	215
Zenith tombstone, f	165
Zenith tube caddy	75

(Richard Estes, Auctioneer, 7404 Ryan Rd., Medina, OH 44256)

Harris Vintage Radio Auction Marshalltown, Iowa — April 3-4, 1998

CONTRIBUTED BY JIM BOELLSTORFF

The Gene Harris Antique Auction Center in Marshalltown, Iowa, held its eighth annual antique radio auction on Friday and Saturday, April 3 and 4, 1998. This year's format was extended to two days to allow for the large number of consignments. Again this year, there were several last-minute, surprise consignments.

The Friday afternoon auction started at 3 P.M. and consisted of low-end radios, novelties, parts, tubes, cabinets, and "Radio Collector's Delights" — i.e., junk! Friday's session ended at 11 P.M. with 870 lots sold. The Saturday sale was held from 10 A.M. to 6 P.M. with 523 lots sold. Tom and Gene Harris were the auctioneers, and 156 bidders were registered for the two sessions.

This auction was the largest ever. Battery radios were fewer than last year, but many quality radios were offered. More than 350 novelty radios were sold on Friday.

Among the auction highlights were a Radio-Glo green and white Art Deco radio selling for \$2,000; an RCA Victor Special for \$1,600; a butterscotch Emerson AU-190 for \$950; an Atwater Kent 10 breadboard for \$900; and at \$800 each, an Addison 5 green Catalin and a Scott All-Wave. A buyer's premium was not charged this year.

The following listing is a selection of lots from the Saturday auction. Some model numbers were missing, and the accuracy of the report is not guaranteed. Prices have been rounded down to the nearest dollar.


e=excellent, vg=very good, g=good, f=fair, p=poor, N.I.B.=new in box



This 1935 Zenith Model 975 console brought a bid of \$325.

Addison 5 Catalin, e	\$800
Aeriola Sr., g	110
Airline 62-99, vg	70
Airline 62-425, g	55
Airline 93BR-420, g	55
American Bosch 430, g	70
Apex cathedral, vg	150
Arvin 4-44, g	35
Arvin chrome, (2), f, vg	60, 90
Atwater Kent 10 breadboard, e	900
Atwater Kent 20, vg	40
Atwater Kent 30, (2), g	30, 59
Atwater Kent 33, g	45
Atwater Kent 35, vg	35
Atwater Kent 42, vg	30
Atwater Kent 44, g	25
Atwater Kent 49, vg	80
Atwater Kent 717, g	60
Atwater Kent E speaker, (2), g	45
Atwater Kent L horn, g	50
Atwater Kent large wall plaque, vg	800
Atwater Kent TA unit, vg	130
Atwater Kent 56, g	60
Belmont 6D-111, vg	70
Black ceramic cat novelty radio, vg	45
Champagne bottle novelty radio, g	70

Coronado 650-A, e	35
Crosley 10-137, g	50
Crosley 148, g	110
Crosley 156, g	120
Crosley 515, g	40
Crosley 516, (2), g	60, 100
Crosley Showbox, w/speaker, stand, e	170
Crosley Super Triridin, g	80
Dahlberg pillow radio, vg	80
Detrola Kadette, g	125
Edison 75 phono, vg	300
Emerson 25-A, g	110
Emerson 505, vg	60
Emerson 508, N.I.B., e	60
Emerson 510, g	40
Emerson 637 10" TV, g	70
Emerson 888, vg	30
Emerson AU-190 Catalin, e	950
Erla 271, vg	175
Fada console, e	210
Fada Neutrodyne, vg	45
Federal 110, vg	525
Fisher 300-watt stereo amp, vg	300
Freshman grandmother clock radio, vg	275
Freshman Masterpiece, g	70
GE K-52, vg	120



This Philco 21" Predicta TV (left) sold for \$775, while the 17" Predicta TV (right), sold for \$550.

Masterphone, g	160
Michigan MRC-12, f	100
Motorola 5R1, g	30
Neutrowound Super 6, f	400
Owl transistor radio, vg	60
Ozarka 89, g	170
Pepsi bottle novelty radio, g	110
Philco 20, (2), g, vg	110, 200
Philco 37-60, (2), g	60, 80
Philco 37-61, g	60
Philco 38-12, g	30
Philco 38-116, e	350
Philco 39-70, g	30
Philco 60, (3), g	60, 75
Philco 70, g	160
Philco 84, g	60
Philco B-572, g	60
Philco Predicta TV, 17", (2), p, vg	60, 550
Philco Predicta TV, 21", vg	775
Pooley cabinet for Atwater Kent 30, g	100
Radio tables, (5), vg	50-130
Radio-Glo, Art Deco, f	2,000
RCA 4-T, vg	160
RCA 5-T, (2), g, vg	40, 80
RCA 28X5, g	35
RCA 55F, g	40
RCA 96, g	70
RCA 103 speaker, vg	110
RCA Radiola 16, g	45
RCA Radiola 18, g	45
RCA Radiola 26, vg	270
RCA Radiola 60, g	100
RCA Radiola III, (4), g-vg	50-75
RCA Radiola III-A, vg	90
RCA Radiola UZ-1325 horn, g	45
RCA StratoWorld, g	50
RCA T6-1, g	80
RCA Victor Special phono, vg	1,600

Gilfillan GN-1, vg	95
Gloritone 27, g	70
Grebe MU-1, (2), g	150, 155
Grebe Synchrophase 7, f	50
Hallicrafters R12T speaker, e	70
Hallicrafters SX-17, f	60
Imperial tombstone, g	120
Jewett Superspeaker, vg	145
Kellogg Wavemaster, g	105
Magnavox R-3 horn, g	100
Majestic 25, g	125
Majestic 38, g	80
Majestic 90, g	80
Majestic Treasure Chest, vg	100

(Continued on following page)




Some of the novelty sets in the auction included a tube-type Pepsi Bottle radio (left) selling for \$110 and a tube-type Champagne Bottle radio (right) selling for \$70. Also shown here are some of the many other transistor novelty radios which were sold on Friday.

(Harris Auction, continued)

Saal horn, g	50
Scott 800-B, f	160
Scott All-Wave 15, g	800
Scott Phantom, g	550
Sentinel 7" TV, g	70
Silver Marshall Model J, g	60
Silver Marshall Silver Six, f	35
Sparton demo windcharger, e	200
Splitdorf 3-dial, g	40
Stewart-Warner 20-6, vg	70
Stromberg-Carlson 350-W, vg	350
Stromberg-Carlson 635-A, g	80
Stromberg-Carlson desk plaque, e	175
Telefunken 5083-W, vg	110
Thompson Neutrodyne, g	60
Tower Meistersinger horn, g	60
Trav-Ler 51, g	45
Trimm Rex horn, vg	80
Tube(s): 45, (8), g	25
Tube(s): UX-199, (5), g	45
Tube(s): WD-11, (5), g	80
Western Electric 10-D horn, g	140
Westinghouse 12" TV, g	70
Westinghouse WR-28, g	60
Zenith 3R, vg	450
Zenith 4K331, g	30
Zenith 4K515, g	50
Zenith 4S127, g	95
Zenith 4S639, f	50
Zenith 4V31, g	60
Zenith 5S56, vg	575
Zenith 5S228, vg	185
Zenith 5S319, vg	90
Zenith 5S320, g	80



Shown here is the hand-cranked RCA Victor Special portable phonograph that won a high bid of \$1,600.



This Crosley Showbox receiver with ornate metal stand and Dynacone speaker sold for \$170.

Zenith 6B599, g	20
Zenith 6D312, g	60
Zenith 6S52, vg	250
Zenith 6S128, vg	250
Zenith 6S511, f	30
Zenith 6S632, f	35
Zenith 7S363, vg	275
Zenith 8G005, g	30
Zenith 8S154, g	175
Zenith 8S463, g	185
Zenith 9S54, vg	195
Zenith 9S365, vg	275
Zenith 9S367, (3), g-e	150, 250
Zenith 10H571, e	500
Zenith 10S470, vg	400
Zenith 12" TV, g	80
Zenith 12H670, vg	350
Zenith 12S569, vg	325
Zenith 33, vg	110
Zenith 249, vg	375
Zenith 807, g	80
Zenith 850, vg	110
Zenith 975, e	325
Zenith 5808, g	175
Zenith L507, g	80
Zenith Royal 20, f	20
Zenith Royal 500, (2), g	40, 55
Zenith Royal 7000Y, e	160
Zenith S870, vg	195

(Jim Boellstorff, Gene Harris Auction Co., 608 Newcastle Rd., Marshalltown, IA 50158)

Arner Radio Auction #4

Mahoning Valley, Pennsylvania — April 14, 1998

CONTRIBUTED BY RAY CHASE

The fourth and final auction of the Joseph Kanuski estate was held by Robert A. Arner, auctioneer, at the Fire Co. Hall in Mahoning Valley, Pennsylvania, on April 14, at 2:00 P.M. The radio goods were mixed in with general auction items and were well laid out for adequate preview. As this was the last auction of goods from this estate, quality was not as high as in previous sales, but there were a few choice items.

This sale had more public address equipment, tube, and box lots, as well as the usual quantity of 1940s and 1950s table and clock radios. As in the earlier auctions, the radios were "as found" with no restoration apparent. Surprisingly, some of the more common plastic table radios brought higher than expected prices.

Many miscellaneous lots of low value items, as well as lots of several radios each, were not recorded. In addition, there were 20 late model plastic table radios and clock radios sold in small batches for a total of \$64 or about \$3 each. Tubes sold from \$11 to \$170. The auction concluded by 7:30 P.M.

All prices have been rounded down to the nearest dollar.

N.I.B.=new in box, WT=with tubes

Amplifier, rack mounted, large, WT 6550 (3), plus other amps	\$90
Amplifier, rack mounted, large, WT 6550 (4)	100
Amplifier, rack mounted, WT 6550 (4), plus other amplifiers	70
Amplifier, rack mounted, uses 807s	3
Amplifier, rack mounted, uses 6L6s	30
Atwater Kent cone speaker, has continuity, p..	30
Audio amp, small, w/1960s tuner	5
Battery charger, old	13
Bogen PA amp, w/large horn driver, p	4
Boy Scout practice telegraph key set	10
Columbia wood case AM/FM tuner, 5 knobs ...	10
Crosley, Deco, plastic, nice	40
DuKane amplifier, (2), uses 5691	12
Emerson plastic, ca. 1950, 1 knob missing, f...	10
Guild radio in wall phone, parts missing	10
Hallcrafters SX110, plus other parts, g	47
Home brew battery set, WT WD-11 (3), nice ...	85
Home brew battery set, 2-dialer, WT (4)	42
Home brew battery superhet, open chassis, no cabinet, very dirty, NT, unidentified parts, panel hacked up	70
Marwood 3 dialer, WT (5), good label	65
Military TS-147 frequency meter	4
Patterson PR-10 communications receiver, 10-tube, outside p., but chrome chassis g under lots of dirt, meter missing	100
Philco 90 chassis only, WT (9), w/ knobs, vg	40
Philco brown plastic table radio, 2 knobs, g ...	28
Philco table, small, wood, Deco, late 1930s, f.....	65
Pre-amp, rack mounted	5
RCA Victor 45 rpm record player	13



Some of the many Bakelite and plastic radios offered for sale in the auction.

RCA Victor 45 rpm portable record player	6
RCA Victor 45 rpm record player, (2), nice ...	24, 26
RCA Victor 45 rpm record player, plastic	11
RCA Victor 45 rpm record player in poor leather carrying case	18
RCA 100 speaker, plus other parts, g	14
RCA PA amp, g	24
RCA Radiola 18, no hood, WT, f	55
RCA Radiola VIII cabinet only, one door gone, p...	12
RCA Radiola VIII with doors, some good tubes and (5) N.I.B. spares inside, g	170
RCA Victor small brown plastic	28
RCA UZ horn, felt gone, resistance OK	70
RCA Victor plastic, Deco, ca. 1940	12
Silvertone, brown plastic, (2), g	65
Speaker, maybe Magnavox, wood, shelf, f	26
Stromberg-Carlson PA amp	3
Summit Sound Systems amplifier, WT 2A3 (4) ...	57
Table speaker, large cathedral-like, resistance O.K., f-g	90
Tube caddy, full	30
Tube caddy, one-half full, plus parts	10
Tube tester and VTVM, g	26
Tube(s): box, min. and octals	10
Tube(s): box, octals and big pin	120
Tube(s): box, some big pin and globe, (2) ...	110, 170
Tube(s): box, some big pin and octal	24
Tube(s): International KT-88, (2), N.I.B.	100
Tube(s): large box, octals	35
Tube(s): small box, min., TV	1
Tube(s): small box, octals	5
Zenith 6G00 portable, missing and torn fabric, f ...	13
Zenith AM/FM brown plastic, late 1940s, 3 knobs	50
Zenith Trans-Oceanic, (2), f	36, 50

Photos by Ray Chase

(Robert A. Arner, Pine Hill Rd., Route 2, Box 216, New Ringgold, PA 17960-9407; Ray Chase, 1350 Marlborough Ave., Plainfield, NJ 07060. E-mail: enrprn@erols.com)



RADIO MISCELLANEA

"Radio Miscellanea" includes items of general interest selected from A.R.C.'s incoming correspondence. "In The Marketplace" items are based on information submitted by the businesses themselves. "From The Internet" items are obtained from internet newsgroups and other internet resources. Submitted items should be verified for accuracy; items may be edited by A.R.C. for publication, and publication is not guaranteed. See the masthead for more details.

New Hobby — New Lease on Life

Dear Editor:

Recently, my doctor advised finding an enjoyable hobby and indulging in it. He started my new "therapy" with a schedule for a coin show in Atlanta. To get started, I was told to get a coin guide book, and after getting directions to a bookstore, my whole life took on new meaning.

In addition to the coin books, I picked up a book by Marty and Sue Bunis and then another by Mark Stein. Both books brought back memories of my childhood and my father's radio broadcast every week as a minister.

Out of these books, I found the ad for A.R.C. and immediately bought a subscription — a prescription for me. I attended my first old radio show in Charlotte, N. C., met wonderful people, and purchased ten great radios. Through the classified ads I have just purchased five more great memories.

To my great doctor and A.R.C. — thanks. You've done wonders for me.

Stanley Bennett, Dublin, GA

Lots of Responses to 300B Article

Dear Editor:

I sure have had a lot of responses to my 300B tube article (January 1998). I have sent copies of my schematic all over the U. S. and to other countries. People do read A.R.C. — and not just for the ads.

Howard Stone, Fort Worth, TX

More on EKKO Stamps

Dear Editor:

I really enjoyed the article on the EKKO stamps in the June 1997 A.R.C. As late as 1970 KFI in Los Angeles was also issuing a QSL stamp similar to the EKKO stamps. I have a verification letter from them dated 1/20/70 that has a KFI verification stamp attached to it.

Patrick M. Griffith, Federal Heights, CO

In the Marketplace

Marconi Tower Dedication in N.Y.

On October 9, 1998, the Marconi Tower in Binghamton, N. Y., will be dedicated as an historical marker, in conjunction with the celebration of the 150th anniversary of the first train to the town. The nearly 100-foot tall tower is one of three built by Marconi in 1913 to test the possibility of transmitting telegraphic signals to moving trains along the Lackawanna Railroad system in the Northeast. The other two towers were in Scranton, Pa., and Hoboken, N. J. The three testify to Marconi's desire to use radio for land, as well as water, vehicles.

On November 27, 1913, the first "official" wireless message was transmitted from Scranton to the train travelling to Binghamton at 60 miles per hour. The train operator picked up 350 words of this historic transmission.

The event is sponsored by Scott's Radio & TV Co., 368 Clinton St., Binghamton, NY 13905. (607) 797-0066.

On British 1L6 Substitutes

Dear Editor:

I read with interest the articles in A.R.C. regarding substitutes for the 1L6 tube. Another substitute — the European DK92 — is described in the *British Vintage Wireless Society Bulletin*, Volume 22, Issue 4. This in-depth article covers research into alternatives and the modifications required to make the set function correctly.

For more information on the BVWS, contact Pam Zimmer, BVWS Membership Secretary, 17 Newhatche Dormansland, Surrey RH7 6PX, England.

Mike Izycky, Market Deeping, England

The "BVWS Bulletin" does indeed provide a wealth of information on European substitutes for the Type 1L6 tube. However, availability of the DK92 family of tubes may be a problem for American collectors, and the use of the DK92 and similar types requires modification of the Trans-Oceanic's circuitry depending on the particular Trans-Oceanic model involved. For example, a capacitor and resistor must be added to reduce the plate voltage on the DK92. Also, changes in some capacitor values are required to maintain frequency calibration and oscillator circuit performance. (Editor)

A.R.C.'s Old Ads Never Die

Dear Editor:

I have been advertising with you for a number of years. Previously, I had advertised in publications of other hobby fields, such as old coins and cars. A.R.C. is nothing but the best. For example, yesterday I received a response to an ad that I had run in July of 1992 — six years ago!

Keep up the good work!

Ed Bell, Raleigh, NC

In the Marketplace

Marconi London Tour and Book

Enrico Tedeschi, radio historian, writer, and collector offers an historical guided tour called "Guglielmo Marconi in London." The tour is by foot and Underground to places that made wireless telegraphy and radio possible. Included are the house and hotel where Marconi lived, the places of his early experiments and demonstrations, his first official broadcasting place in London, the beginning of the BBC, and the office he rented.

The tour takes about three hours on Saturday mornings. There is a limit of 15 persons per tour. For more information, visit Enrico's web site at www.Brighton-UK.com or write Enrico Tedeschi, 54 Easthill Dr., Brighton, BN41 2FD, East Sussex, UK.

If you are unable to fit the tour into your schedule, Enrico offers the 40-page illustrated guidebook to help you to do it on your own. To purchase the book, send a Postal Order (made out to Enrico Tedeschi), stamps or cash for £6 (£7 overseas) to the above address.

Enrico urges you to come to London and "take some radio memories home with you."

Forget/Embrace The Internet

Whichever side you are on, I hope that all A.R.C. readers will peruse this admittedly lengthy discussion of the Internet debate. The writers share with us some very well thought-out points. (Editor)

Dear Editor:

To E.E. Lohn who "can't imagine curling up in my easy chair for an evening with the new A.R.C. via a computer!"— Amen #1!

To Sam Hevener who says, "Keep the 'For sale' ads off the Internet" — Amen #2!

I don't own a computer and don't want one!

Robert Wheaton, San Antonio, TX

Fairness via the Mouse

Dear Editor:

I read with some amusement the comments concerning the evils of placing A.R.C. on the Internet. As far as I am concerned, it is largely irrelevant whether or not A.R.C. posts classified ads on the Internet. The Internet currently provides me with immediate access to hundreds, if not thousands, of antique radio buying opportunities. Of the amount I've spent on this hobby so far in 1998, 70 percent has been through Internet purchases, 20 percent at the only radio meet I could attend so far this year, and 10 percent through A.R.C. classified ads.

While I consider A.R.C. to be "home base" for radio collectors, that opinion is primarily based on its excellent feature articles, coverage of hobby-related events and auction summaries. A good example of A.R.C. leadership was the unparalleled coverage of the proposed sale of the Marconi collection and the Henry Ford Museum auction.

At the core of many anti-Internet letters seems to be just a bit of class envy. My wife and I work long hours in our careers and are compensated appropriately. Our job responsibilities make it impossible for us to be in Elgin, Lansing or at virtually any other event. [Another subject worthy of debate concerns major meet activities scheduled during the work week. Editor]

I am not among the "rich and powerful." I am just a hard-working upper management person who has risen from the ranks of the assembly line. I might be out on the road for days while A.R.C. sits in my post office box. On the other hand, while on the road, it's kind of nice to go back to the hotel, fire up the lap top and take a look via the Internet at what's available in antique radios.

As far as professional dealers on the Internet are concerned, God bless them. I can't search antique malls, go to estate sales, or attend a lot of swap meets and flea markets. I am willing to pay a premium for the professionals to go out and do the looking for me. It's very convenient to go out on the Internet, find a radio, cut a deal, and then simply wait for the package to arrive. [Of course, A.R.C. works, too. Editor]

Since my wife and I started collecting in 1993 and can't attend a lot of meets, we don't have a network of acquaintances in the hobby. But, we are amazed at the obviously prearranged deals between old buddies that have occurred prior to the starting time at some of the meets we do attend. We don't complain about those situations. It's just good to know we have resources on the Internet and through professional dealers to obtain some of the radios we want for our collection.

Some additional comments about other aspects of the Internet debate: There is no way to ensure that everyone has equal access to an item. As far as items in A.R.C. are concerned, the mail can be slow, people may travel and miss receiving A.R.C. for several days,

and not choosing first class postage can be a problem.

The Internet ads really don't have a schedule — they are posted continually. A wide variety of buyers and sellers compete in an ever-changing marketplace. Internet auctions are even better where I know I have a window of opportunity lasting anywhere from three to seven days during which I can bid on an item. So, if the mailman is a little late, if I'm out of town, or if I don't dial fast enough, I still have a chance at the item.

Sometimes the auction prices are higher than what I've paid through other means, sometimes lower. The auction allows the marketplace to determine the price of an item. A click of the mouse gives me all the fairness required. There are good deals out there on the Internet.

A.R.C. is a good publication. It serves as the voice of our hobby. I'm sure the A.R.C. staff has already given a great deal of thought as to how the magazine could increase its Internet presence. The A.R.C. Internet site can be expanded to provide the best antique radio marketplace on the Internet — classifieds, auctions, you name it. Surely the A.R.C. management can come up with a plan for the expanded web site to support itself.

In conclusion, I realize many people still don't have access to the Internet. However, that group is getting smaller all the time. The cost of a home computer is decreasing, new Internet access methods such as WebTV are here, and some public libraries provide access to the Internet. New technology creates new opportunities. Those of you sitting in an easy chair and cursing the new technology are missing out on a lot of fun and opportunities. Besides, the world of Internet trading continues to grow, with or without your approval and participation.

Tom Neely, Cumming, GA

Choice of Access, Please

Dear Editor:

Antique Radio Classified, I love you! I want to have you around forever.

I'm worried, though, that your position as the premiere advertising medium for antique radios will be jeopardized by changing technology. This does not have to happen. You need to embrace the new technology of distributing information in order to assure your place in the future. This means making your ads available to your subscribers over the Internet.

Yes, I enjoy browsing through each edition when it arrives. I'd enjoy being able to search the ads electronically, too. I like keeping tabs on the prices that various pieces of equipment are bringing, even if I'm not buying or selling at the time. There's nothing like having searchable text in a computer for this purpose. Those who haven't tried it don't know what they are missing.

I'm sorry to see all of the controversy over this subject. There must be a way to make everyone happy. You presently go to a great deal of trouble mailing on different dates to try to treat the subscribers who receive A.R.C. by first class mail equitably. Why don't you just wait a couple of days after the last expected delivery date each month and then post the ads in some format for those with subscriptions who want to get it that way also? Alternately, you could place a different code on each month's printed edition that would be necessary to access the ads — subscribers couldn't access the ads until they receive their print copy each month.

Please, let's find a way to make *Antique Radio Classified* available to everyone using his or her preferred technology.

Ronald D. Rackley, Sarasota, FL



The Golden Age of Televisions by Philip Collins

REVIEWED BY IRENE RIPLEY

With its excellent colorful graphics and photo layouts, *The Golden Age of Televisions* definitely can be added to the Collins coffee-table classic list. This reader couldn't wait to obtain a second "reference" copy.

TV's history is covered chronologically from 1925 to 1995 on its 131 pages. *The Golden Age of Televisions* taught me that not only has TV been a treat to watch due to its many technological advances, but that its cabinets have been stylish, not just box-shaped plywood. The book depicts these stylish sets, right from TV's early years to the present.

In addition to the technical and design aspects of early TV, Collins also touches upon some interesting social notes. For example, in its early years, TV was considered an intrusion on daily life. As a result, it was essential to be able to rearrange the furniture in a living room quickly for TV watching, and then to return the room to its normal order for daily functions. Collins also points out that early TV fans were urged to figure the correct viewing distance from the TV based on the screen's size.

Some rather humorous facts are brought out, such



as the banning of TVs in cars in 1949! Or the 1965 uproar about WNEU-TV's Soupy Sales, who got kids to "rob" their daddies' wallets and send the money to him in exchange for a postcard from Puerto Rico!

We get the scoop on the emergence of color TV and the concern that the old black and white TVs be compatible with the new color transmissions. We also learn how the radio and film industries were affected by TV.

A major bonus is the coverage of all those great old original, classic shows aired on early TV — *Bonanza*, *Leave It to Beaver*, *I Love Lucy*, *the Honeyymooners*, etc.

Overall, there seem to be only a few minor errors in the book, and they may have been typographical. If you are at all interested in TV history, *The Golden Age of Televisions* should be on your bookshelf.

The Golden Age of Televisions by Philip Collins is available in 8½" x 9¾" glossy format for \$15.95 (\$21.95 Canada) from A.R.C. and other A.R.C. advertisers. Be sure to check these sources for shipping information.

(Irene Ripley, Box 9374, No. St. Paul, MN 55109)

Some Additional Comments

BY CHARLES HARPER

I requested and received a Christmas gift of Philip Collins' new book, *The Golden Age of Televisions*. While the book does present an excellent series of photographs of television sets from the 1930s through 1970, I am sorry to say that there are some errors in the text, and the serious television collector and historian should note them.

For example, the manufacturer of the "Hofman" set, depicted on page 58, was "Hoffman" with two "fs." Hoffman was a California pioneer in television design and lived in Mr. Collins' area. On page 61, the top set on the pyramid of 7" sets is a Montgomery Ward Airline, not a Firestone. The Firestone brand is shown on the right side of the next row. The set to the left of the Firestone is not a Truetone brand.

The set identified on page 98 as an RCA is clearly a General Electric. The book makes little reference, in text or pictures, to the second "Golden Age" of television, namely color television.

The Golden Age of Televisions is indeed a "celebration of nostalgia," but perhaps the production and editing crews needed a bit more time to check for possible errors.

(Charles Harper, 2000 Jackstown Rd., Paris KY 40361-9344)

As noted in Irene Ripley's review, some of the errors are typographical. The photo caption of page 11 should read "RCA TRK-12," not "RCA TKR-12." This error is repeated on page 118. Except for this caption, the TV sets shown in the book are not identified by model number. The addition of model numbers would have enhanced the utility of the book.

Another example of an editing problem appears on page 63 where the set shown is unlikely to be a Radiola as stated.

In spite of a few editorial shortcomings "The Golden Age of Televisions" is full of striking photos and commentary. (Editor)

CLASSIFIED ADVERTISING POLICY

ONE FREE 20-WORD AD for subscribers in each issue; additional words are 29c each. See details below. Classified ads sent by mail, fax or by any other method must be received (not just postmarked!) by **Noon Eastern Time** on the classified ad deadline date to guarantee inclusion in the current issue. Late ads are held for the following issue. Please enclose correct payment with all ads. Stamps or cash are OK for small amounts. (Canadian and other foreign advertisers, please see "Payment" on page 2 for methods.) "Free words" cannot be accumulated from month to month; free words must be requested when ad is submitted.

Faxed & e-mailed ads: Please see additional information on the inside front cover.

When including ads with other A.R.C. correspondence, write the ads on a separate piece of paper. Include SUB# with ad. Ads may be sent in advance; but, write each ad on a separate piece of paper and indicate the month (or successive two months) you want the ad to run.

To minimize our typing errors: Please write legibly. Use both capital and small letters. Do not use a dash between words. Carefully write the following numbers and letters (especially in model numbers) since some can look alike; for example 1, l and I (the number one, the capital i and the small L.) Also: 0, O, o, Q and D; r and n; 6, b and G; V, U, u, v and Y; A and R; 5, S and s; 2, Z and z. We try to correct spelling errors, so when using an uncommon word or manufacturer which we might mistake as a more common word or manufacturer, note it so that we do not "correct" it. Editor's annotations are in [brackets].

Advertising is accepted only for early items related to radio, communication, etc. All items must be described fairly; reproductions, reprints and not-original items must be so identified. Advertisers must agree to respond promptly to inquiries and orders, to resolve problems promptly if the buyer is not satisfied, and to comply with a buyer's refund request on unaltered returned items.

The publisher reserves the right to edit ads without notification to the advertiser and to reject ads for any reason. Names other than the advertiser will be edited out of ads. Ads with non-radio-related items will be returned or edited unless the non-radio-related items are for trade of radio-related items, or they are incidental to and appear at the end of an otherwise acceptable ad. The publisher is not responsible for errors due to illegibly written ads or for any other reason.

Clubs: Since club activities receive free coverage on the *Coming Radio Events* pages, the free 20 words may not be used for club activity ads. See inside front cover for additional information.

CLASSIFIED AD DETAILS

Deadline: NOON ET— 10th of the month!

Classified ads must have a standard heading such as **WANTED, FOR SALE, FOR TRADE, FOR SALE/TRADE, SERVICES, MESSAGE, HELP, AUCTION, MEET, etc.** This heading is the only bold or all-capitalized words allowed in the ad. Capitalize only manufacturer names, model names, etc. This standard ad format makes scanning the ads easier.

Before writing your ad, please look over the ads in a recent issue of A.R.C., and try to write your ad in the same style. Full name (or company name) and address is required in all classified ads; we will add it if you forget.

To encourage varied content of the ads, the same classified ad may be run only once per issue and for only two consecutive months. (To run an ad longer, use a boxed classified or display ad.)

Classified Ad Rates per Month

Subscribers:

First 20 words: **FREE***

29c per word for extra words over 20 **plus**

10c per word for a shaded ad (count all words including free words).

* Subscribers may take 20 free words on only **one** ad each month.

Non-Subscribers:

47c per word **plus**

10c per word for shaded ad.

Please do not forget to send in the extra 29c per word when your classified ad runs over the free 20 words; your payment will be appreciated, and it will help to keep A.R.C. healthy.

BOXED CLASSIFIED AD DETAILS

Deadline: 1st of the month!

Boxed classified ads can run unchanged for three months or more. No words are free. Ads may be shaded and may include bold and all-capitalized words freely. The ad need not begin with "For Sale," etc. Minimum run is 3 months, prepaid. Discount: 10% for 6 months; 20% for 12 months.

Boxed Classified Ad Rates per Month

Nonshaded ads:

40c per word for all words,* none free, **plus**

10c per word for each bold word **plus**

10c per word for each all-caps word.

Shaded Ads (All words are bold at no charge):

50c per word for all words* **plus**

10c per word for each all-caps word.

Non-Subscribers:

Add 20c per word to above costs.

*Three words can be bold-all-caps at no extra charge.

PHOTO & DRAWING DETAILS

**Deadline: 1st of the month
for all ads with drawings or photos!**

Drawings and photos are encouraged as the response to your ad is much larger and the reader knows better what you want or are selling. Send in your drawing or photograph, and A.R.C. will reduce it or enlarge it as needed.

Photo and Drawing Rates per Month

\$23.00 per month for each photo or drawing

(If ad is canceled, this amount cannot always be refunded.)

CHANGES & CANCELLATIONS

Please check your ads carefully before sending them in. Once ads are received, it is not always possible to refund the amount sent, pull the ad or make changes.

IMPORTANT — COUNTING WORDS — IMPORTANT

The **standard headings:** WANTED, FOR SALE, etc., count as **one word** each time used in an ad. **Name, address** and (one) **telephone number**, count as **6 words**, regardless of length. Ham call letters and business name can be included in the 6 words and do not count extra. Full name (or company name) and address is required in all classified ads. Each additional word, abbreviation, model number or number group, extra telephone numbers, fax, e-mail, etc. count as one word each. Hyphenated words count as two words.



PERIODICALS

A.R.C., P.O. Box 2, CARLISLE, MA 01741
ADDRESS SERVICE REQUESTED

**CLASSIFIED AD
DEADLINE JULY 10th
Noon Eastern Time**