

JUNE 2009 | VOLUME 15 | ISSUE 6

ProAudio Review

The Review Resource for Sound Professionals


PAR Recommends
New Live Amplifiers
Touring and Installation Applications

Mackie MCU Pro
A PAR Feature Review
Flexible & Affordable DAW Control

In The Cans STUDIO HEADPHONES Pro-Grade Choices & Applications

INSIDE:

- **IN USE:** Crown I-Tech HD amplifier
- **SINGLE SLICE:** Green Day's "Knew Your Enemy"





EXPERIENCE MORE
.: TRUTH .:



Believe everything you hear. Audio-Technica's ATH-M50 studio monitor headphones deliver natural response throughout the entire frequency range, without hyping or diminishing sounds along the way. Wherever your music leads you, experience more. audio-technica.com

FEATURES

- Natural response ideal for professional monitoring and mixing
- Collapsible design for easy portability and convenient storage
- Proprietary 45 mm large-aperture drivers with neodymium magnet systems
- Closed-back cushioned earcups for isolation
- Adjustable padded headband for comfort during long mixing/recording sessions
- Single-sided coiled (ATH-M50) or straight (ATH-M50s) cable terminates to gold-plated mini-plug with screw-on 1/4" adapter



audio-technica
always listening



THE CHEESE STANDS ALONE.

The Big Cheese. The Head Honcho. Call it what you will, but there's no denying that Yamaha's LS9 digital mixing console stands in a league of its own. With specialized features including an integrated MP3 recorder/player, the LS9 leaves no room for competition. Offered in 16 or 32 channel models, there's plenty of opportunity for growth with the use of Yamaha's SB168-ES stagebox. Available at an attractive price and backed by exceptional reliability and support, it's clear to see why no one even comes close.



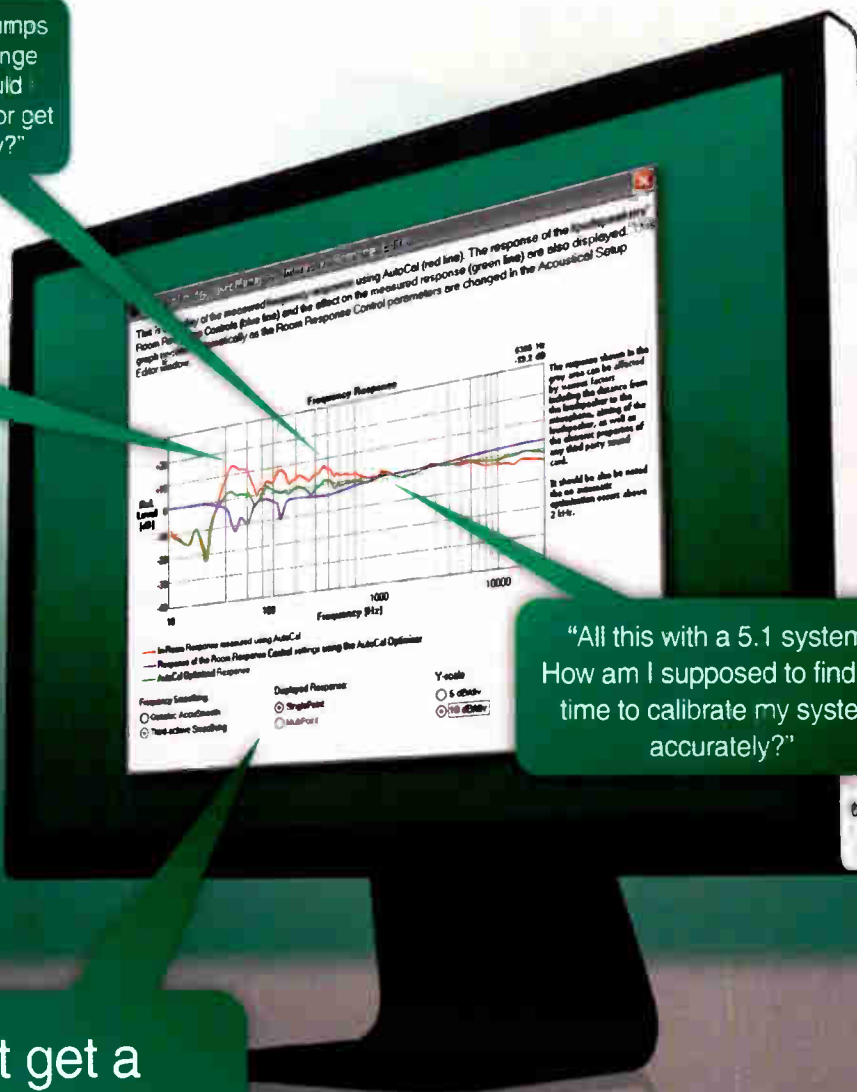
Yamaha Commercial Audio Systems, Inc. • P. O. Box 6600, Buena Park, CA 90620-6600 • www.yamahaca.com
©2009 Yamaha Commercial Audio Systems, Inc.



Some Questions are Easy to Answer

"Where do these lumps in the lower midrange come from? Should I move my furniture or get a smaller display?"

"How can I add more bass trapping in my small room to avoid this boominess?"



"All this with a 5.1 system! How am I supposed to find the time to calibrate my system accurately?"

"I should just get a Genelec DSP system!"



Genelec DSP Series

AutoCal™ dsp GLM BSE

GENELEC®



When you are building or fine-tuning your audio monitoring environment there are many aspects to consider: the design and geometry of the room, loudspeaker placement, acoustical treatments, the type of equipment to use and making sure everything works well together. When it comes to optimized audio reproduction and proper adjustments of your response curves, the decision is easy. Genelec DSP systems with AutoCal™ automatic calibration can attack common problems in your room response with just a few mouse clicks. Get familiar with our DSP systems at www.genelecDSP.com

Studio

Covering Recording, Broadcast Production, and Post Production

New Studio Products 8

Feature 14

In The Cans: Studio Headphone Selection
by Christopher Walsh

Review 20

Grace Design m902B Reference Headphone Amplifier
by Tom Jung

Feature Review 22

Mackie Control Universal Pro, Extender, and C4
by Randy Poole with Dustin Lefholz

Review 26

Antares Auto-Tune Evo Pitch-Correcting Plug-In
by Rich Tozzoli

Review 27

Ultrasone PRO 900 Headphones
by Strother Bullins

Review 28

Abbey Road Brilliance Pack
by Russ Long



22

Sound Reinforcement

Covering Live Sound, Contracting, and Installed Sound

New Live Products 30

Feature 34 14

PAR Recommends:
New Live Amplifiers
by the PAR Editorial Staff

Review 36

Crown I-Tech HD Amplifier Series
by Karl Bader

Review 38

Audio-Technica M3 Wireless In-Ear Monitoring System
by Will James



20

28

Departments

Technically Speaking 6

What A Long, Strange [Sonic] Trip It's Been
by Frank Wells

PAR Contributor Of The Month 21

Tom Jung
by the PAR Editorial Staff

Single Slice 50

Green Day's "Know Your Enemy"
by Christopher Walsh

30



8

PRO AUDIO REVIEW (ISSN 1083-6241) is published monthly by NewBay Media LLC, 810 Seventh Avenue, 27th floor, New York, NY 10019. Subscription information can be found at www.MyPARmag.com, by calling 212-378-0400, or writing to the above address. Letters to the editor are welcomed at the above address or par@nbmedia.com.

Periodicals postage paid at New York, NY 10019 and additional mailing offices.
POSTMASTER: Send address changes to Pro Audio Review, P.O. Box 282, Lowell, MA 01853

EDITORIAL

Frank Wells, Editorial Director
615-848-1769, fwells@nbmedia.com

Strother Bullins, Reviews And Features Editor
336-703-9932, strotherPAR@earthlink.net

Fred Goodman, Managing Editor
212-378-0423, fgoodman@nbmedia.com

Christopher Walsh, Associate Editor
212-378-0437, cwals@nbmedia.com

Lynn Fuston, Technical Editor

Rich Tozzoli, Software Editor

Bruce Bartlett, Dr. Frederick Bashour, Ty Ford, Carlos Garza, Will James, Tom Jung, Bascom H. King, Russ Long, Steve Murphy, Alex Oana, Randy Poole, Mike Rivers, David Rittenhouse, Richard Alan Salz, Alan Silverman, Rob Tavaglione, Oan Wothke, Tom Young **Contributors**

Paul Haggard, Photographer

ADVERTISING

Tara Preston, Associate Publisher
917-331-8904, tpreston@nbmedia.com
Karen Godgart, Sales Director, West Coast Office
323-868-5416, kgodgart@nbmedia.com
Allison Smith, Specialty Sales Associate, North
650-238-0296, asmith@nbmedia.com
Will Sheng, Specialty Sales Associate, South
650-238-0325, wsheng@nbmedia.com

ART & PRODUCTION

Nicole Cobban, Senior Art Director
Annmarie LaScala, Art Director
Fred Vega, Production Manager
212-378-0445, fvega@nbmedia.com

CIRCULATION

Anne Drobish, Associate Circulation Director,
Audience Development
Michele Fonville, Circulation Coordinator
Subscriptions: Pro Audio Review, www.MyPARmag.com
P.O. Box 234, Lowell, Ma 01853
Tel: 888-266-5828
[U.S.A. Only, 8:30 A.M. - 5 P.M. Est.]
978-667-0352 [Outside The U.S.]
Fax: 978-671-0460
E-Mail: Newbay@Computerfulfillment.com

NEWBAY MEDIA AUDIO GROUP

John Pledger, Vice President/Group Publishing Director
Anthony Savona, Editorial/Creative Director
Robert Granger, Online Production Manager
David Leach, Web Analyst
Ashley Vermillion, Web Production Specialist
Lesley Keller, Web Ad Production Specialist

NEWBAY MEDIA CORPORATE

Steve Palm, President & CEO
Paul Mastronardi, Chief Financial Officer
Joe Ferrick, Vice President Of Web Development
Denise Robbins, Circulation Director
Greg Topf, IT Director
Jack Liedke, Controller
Ray Vollmer, HR Director

REPRINTS AND PERMISSIONS:

For Article Reprints, Please Contact
Our Reprint Coordinator At Wright's
Reprints: 877-652-5295

PRINTED IN THE U.S.A.

Administrative, Advertising, & Editorial Offices
810 Seventh Ave., 27th floor
New York, NY 10019
TEL: (212) 378-0400
FAX: (212) 378-0435
E-MAIL: pro@nbmedia.com



What A Long, Strange (Sonic) Trip It's Been



In a high school electronics class, we built our "7-transistor, super-heterodyne, pocket AM radios" from a kit. The built-in speaker (about two inches in diameter) was poor, the hard plastic earpiece for "personal listening" was even more inferior. But, dating myself again, the good music was still on AM and we had little frame of reference for quality.

A very short time later, I had what I considered a "great" set of Sonic (a brand you probably never heard of) three-way monitors, but also a set of Pioneer open-ear headphones that actually sounded better than the speakers. I cannibalized an old all-in-one turntable/AM/FM console of my Dad's to build my next set of speakers, scaling up the dimensions of the Sonics for a home-built cabinet to house the larger components. They sounded a lot better once I realized I needed to install a crossover, I quit over-tasking my 40W X 2 JVC receiver with the parallel speaker load, and I updated the woofers. That set of speakers (once suspended from the ceiling in a homemade macramé hanger — it was a different time) was foisted off on a mover some time ago.

After my Pioneer headphones died, it was some time before I actually thought of headphones as musical once again. That didn't start in my early years in broadcast; I inherited a drawer full of DJ-abused Koss 4A phones and I continued to repair them (replacing blown drivers, ripped wires, earpads stiffened rock-hard and so on) for the next six years. I won a set of pro open-ear phones in a contest, but the rigid head piece made me feel like my ear drums were touching, even though they sounded pretty good till the pain set in. A set of AKG K240s was the first of my second generation of positive experiences with headphones, prolonged and continually improved to the present by a parade of Fostex, beyer, Sony, Sennheiser, more AKG, Ultrason and Audio-Technica models.

I didn't consider in-ears viable (I tried various ear buds that came with portable electronic devices till I eventually quit even unwrapping them) until my first set of Shure universal earpieces, followed by other Shure models, Future Sonics EM3s then Atrios and, most recently, a set of custom-molded Sensaphonics in-ears. After a set of Genelec S30Cs became my shop speakers in my studio days, there was no going back to consumer models, and I currently have monitors from Tannoy, Genelec, Alesis, and JBL at my disposal, along with a string of review monitors that come and go.

If there's actually a message to be found in these reminisces, it's simply this: Life's too short for bad monitoring. Don't wait, don't compromise; investigate and invest. Everything you do as an engineer depends on what you hear.

ABSOLUTE ACCURACY



w w w . d p a m i c r o p h o n e s . c o m



The DPA 4061 miniature microphone is designed to mount directly onto virtually any acoustical instrument and produce a highly articulate, accurate and natural sound. The 4061's versatility is based on a combination of its low noise floor, flat frequency response and ability to handle sound pressure levels up to 144dB before clipping.

The IMK 4061 Instrument Microphone Kit contains the DPA 4061 microphone in addition to mounting accessories for drums, wind and string instruments. With the DPA 4061, you're guaranteed absolutely accurate sound with whatever instrument you play.

IMK 4061

The microphones for sound professionals with uncompromising demands for audio accuracy.

DPA 
MICROPHONES

new studio products



Shure SRH Series Headphones

At this year's NAB Show in Las Vegas, Shure unveiled over-the-ear headphones, a first in its 84-year history. The line consists of three models designed for critical audio monitoring applications. The SRH240, SRH440 (pictured), and SRH840 are aimed at studio recording engineers and home recordists.

"People who are producing music, editing video projects, or creating podcasts need accurate sound reproduction to create the right blend of vocals and instruments, dialogue and sound effects, or different speaking voices," said Scott Sullivan, Shure's senior director of global product management. "The SRH240, SRH440, and SRH840 have excellent balance among the low-, mid-, and high-frequency ranges, so that one range doesn't overshadow another. Bass is rich and full, vocals cut through clearly, and the highs are crisp without being harsh." The SRH Series is expected to ship later in Summer 2009.

Prices: \$75, \$125, and \$250 (SRH240, SRH440, and SRH840 list prices, respectively)

Contact: Shure | www.shure.com



Cakewalk Cable-Based Interface Products

Cakewalk has debuted its UA-1G USB audio interface, plus and UM-1G, UM-2G and UM-3G MIDI interfaces. These cable-interface products are designed to connect musical instruments and other components to a computer. All interfaces are USB-bus-powered, requiring no AC adaptor, thus affording end-users mobility for recording on the go.

Price: \$59, \$89, \$99 (UM-2G, UM-3G, and UM-1G street prices, respectively)
Contact: Cakewalk | www.cakewalk.com

The UA-1G is a 1 stereo in/1 stereo out USB audio interface that is targeted for use with a laptop in mobile or portable environments. Highlights include 24-bit/96 kHz audio quality; ASIO 2.0 performance (PC); large input-level knob for easy control while recording; high-end A/D and D/A converters for recording and playback.

The UM-1G, UM-2G and UM-3G (pictured) MIDI interfaces all feature Mac and PC compatibility, independent MIDI OUT/THRU hardware selection switch for each output, FPT (Fast Processing Technology) for MIDI data transmission, as well as lower latency through FPT's Advance Driver mode.

NEW

Anyone who has heard it knows . . .



VT-7 Vacuum Tube Compression Amplifier



D.W. FEARN

www.dwfearn.com

610-793-2526

P.O. Box 57 • Pocopson, PA • 19366 • U.S.A.

Bullet Proof.

Introducing a new Arsenal of high quality audio tools by API.



- V 14 4 band VPR format eq
- R 20 2 channel mic pre
- R 24 2 channel 4 band eq

ARSENAL AUDIO
by API

www.arsenalaudio.com

new studio products



Genelec 8020B Active Monitor

Genelec's 8020A two-way active monitor system has been updated to become the 8020B. The basic change in the B model is the addition of a mains power switch now located on the enclosure's rear panel. The rotary front-panel control is used for sound level adjustment only. The audio signal can still be muted (the front LED stays on) in turning the front-panel volume knob fully anti-clockwise, but actual mains power is only switched off using the rear-panel on/off power switch, which allows the user to retain level settings on power-up/down. Stay tuned for next month's "PAR Session Trial," which features the 8020B alongside four other top performers in the "small powered monitor" product category.

Price: \$575 each (list)

Contact: Genelec | www.genelec.com



Primacoustic Absorber/Bass Trap

The G Trap is a standalone combination broadband absorber and bass trap that helps control excessive bass in a room while it acts as a gobo (go-between) for studio use. Its sound absorption is achieved by combining three acoustic principles into a single device: two 2-inch-thick absorptive panels of high-density fiberglass are mounted on front and back; a central rigid membrane acting as a soundblock for high frequencies and "impedance barrier" for low frequencies; and an air cavity inside the G-Trap's Baltic birch plywood enclosure. Primacoustic reports that the air cavity goes a long way to attenuate bass in the 100 Hz range. Shipped flat, the G-Trap can be assembled in less than 20 minutes. Its fiberglass panels come covered in black, beige, or gray fabric.

Price: \$369

Contact: Primacoustic | www.primacoustic.com

BROADCAST AND RECORDING
TECHNICAL SPACES FOR
WORSHIP

RUSS BERGER DESIGN GROUP
WWW.RBDG.COM

World Radio History

Heil PR 20 UT Mic

The buzzed-about PR 20 — a proven workhorse of a dynamic mic as lauded by our own Contributors in the pages of *Pro Audio Review* — has become more affordable thanks to Heil Sound's new Utility (UT) product configuration. The PR 20 UT package comes with a stainless mesh grille, foam windscreen, and mic clip in a vinyl zipper bag, rather than the larger kit that comes with the standard PR 20 package.

Heil Sound founder Bob Heil explains, "By streamlining the packaging, we can dramatically lower the price without one single alteration to the microphone itself. Think of it as a PR 20 without the 'bling!'"

Price: \$115 list

Contact: Heil Sound |
www.heilsound.com



GEARHEAD

MOVING SALE

FULL COMPASS

PRO AUDIO | VIDEO | AV | LIGHTING
Honesty & Value Since 1971



**ONCE
IN A
LIFETIME!**

CALL NOW!
800-356-5844
OR VISIT
FULLCOMPASS.COM

**VISIT
BOOTH
#5767 AT
INFOCOMM
2009**

GEARHEAD

new studio products



Microphone Mic Disinfectant

Microphone LLC has unveiled its namesake product, Microphone, a disinfectant/deodorizer for microphones. Available in individual 50 ml bottles and in a complete cleaning kit, this cleaning foam reportedly takes only two minutes to use and kills 99.9 percent of all germs. The cleaning fluid is pumped in a measured dose of aerated foam that clings to the external microphone surface, never touching the internal electronics, then completely dissipates within two minutes.

Prices: \$26, \$9 (cleaning kit and refill street prices, respectively)

Contact: Microphone | www.microphone.org



MXL Genesis \$100 Mail-In Rebate

The Genesis — MXL's flagship product and 2009 PAR Excellence Award-winning tube microphone — is now a better deal than ever before. MXL is offering a \$100 rebate for those customers who purchase the Genesis within the month of June 2009. For more information and a downloadable mail-in rebate form, visit MXL's website. The glossy red Genesis features a hand-selected Mullard 12AT7 tube, -10 dB pad, and 150 Hz 6 dB per octave roll-off; its complete package comes with a pop filter, shockmount, power supply, and cabling.

Price: \$599 street (before \$100 rebate for the month of June 2009 only)

Contact: MXL Microphones | www.mxlmicro.com

SonicPrint™ Artistic Acoustical Panels

SonicPrint is Auralex's hot new designer line of acoustical absorbers, available in a variety of sizes and printed on our luxurious SonoSuede™ acoustical covering. Choose from our extensive library of licensed images or upload your own for a truly custom look.

**SonicPrint from Auralex.
It's the best sound you've ever...seen!™**

www.Auralex.com/sonicprint | 1-800-959-3343 | Total Sound Control

Simply Awesome Audio Processing.



Introducing from Lectrosonics.

Unlimited input expansion

TCP/IP Ethernet Addressable

Seamless auto-mixing with PGA™

48-channel mix bus with full output matrixing

Simultaneous multi-point 3rd party and native control

Ultra-low 1.33 ms near-side latency for real-time audio



ASPEN provides you with a powerful array of features and technology not found in any other system. Features like *Optimized Architecture*® for an error-free audio pathway and the patented *Proportional Gain Algorithm (PGA)* for seamless auto-mixing. *Centralized Echo Cancellation* supports bridging for multi-location Telepresence along with simultaneous TELCO and Video Conferencing. The 1Gbps expansion port gives you control and audio data between ASPEN units over a single CAT-6 line. The straightforward setup and easy macro language make designing, installing and using even sophisticated systems a snap. And there's *no gas gauge* to tell you you're running out of DSP resources, because you never will.

Any way you look at it, the ASPEN line from Lectrosonics is your new choice in professional DSP audio processing systems. Contact Lectrosonics to learn more. Your audio will thank you.



Made in the USA by a Bunch of Fanatics

InfoCOMM Booth # 6011
Visit www.lectrosonics.com/ASPEN
In the US, call 800-821-1121
In Canada, call 877-753-2876



Studio Headphone Selection

by Christopher Walsh

It's not the sexiest piece of gear, but a reliable pair of headphones is essential. In the studio, on location or on the road, good, accurate, and durable headphones are useful in a multitude of applications.

Just as audio professionals have diverse responsibilities and work environments, they enjoy a wide range of styles and prices. Listening is subjective, after all, and one engineer's perfection is another's ordinary. Fortunately, choices are many, and for a relatively small

investment, recordists can — and definitely should — own a few pairs of quality phones.

"My first responsibility, and the first thing I want to do when I'm tracking, is I want the guys in the studio to have a great headphone balance," says producer/engineer Ed Cherney, who brings six pairs of Audio-Technica ATH-M50s to tracking dates. "Especially, I want the drummer to be able to hear the kick drum, I want him to be able to hear the bass, and I want them to be able to turn the volume

up without it getting fuzzy and without it breaking up. If I can keep them happy in the studio, it makes them better musicians, and it gets me invited back to another gig."

"I had been using standard headphones that we've used in the studio for years, and then someone turned me on to the Sony 7509HD," says Brian Mackewich, co-founder of New York-based post-production/media production studio Gizmo Enterprises. "First of all, they're full-ear: You put them on and cut out all the noise, and can hear the audio great. But I really like the response. It's not quite like listening to a speaker, but it's the best headphone I've ever put on. And the *best* thing

Pictured above: Four top options in pro-grade studio headphones: (top, L to R) Ultrasone PRO 900, Sony 7509HD, AKG K 271 mk II, (bottom, L to R) Audio-Technica ATH-M50, and the high-quality Aphex HeadPod 454 (the latter reviewed with great results in the November 2007 issue of *Pro Audio Review*).



Join the Revolution

StudioLive 16.4.2



16-Channel Performance and Recording Digital Mixer

FAT Channel

At the heart of the StudioLive is the Fat Channel, loaded with four band semi-parametric EQ; an award-winning, full-featured compressor; a limiter; and a gate. Assign the Fat Channel to any channel or bus with the press of a button - **DONE!**

Capture

Record quickly and easily with PreSonus Capture, a multitrack recording application designed specifically for StudioLive. Input channels and buses are already assigned to software tracks - **no configuration needed.** Two-click recording means you focus on the music, not the mixer.



Features

- Two-click recording with Capture™ and your FireWire-equipped Mac or PC
- 16 inputs, 6 auxiliary buses, 4 subgroups
- 16 Class A XMAX™ mic preamplifiers
- 32x18 FireWire I/O
- Analog insert on every input channel
- High-definition A/D converters (118 dB dynamic range)
- 32-bit floating point audio engine (virtually unlimited headroom)
- EQ and dynamics at your fingertips with Fat Channel™ on every input channel, aux, and bus
- Dual independent DSP effects for stunning reverbs and delays
- Instant scene recall of all faders, send levels, Fat Channel and effect settings
- Assignable talkback mic input
- Compact design, rack-mountable

For more information visit

www.presonus.com/studiolive



AKG's K 702

"If I can keep them happy in the studio, it makes them better musicians, and it gets me invited back to another gig."

—Ed Cherney

about them is, they don't break! We were buying five, six pairs of headphones every six months, because they were just pieces of junk. It's not like it's a huge expense, but it's a pain in the butt. These [7509HDs] are really built tough. I have yet to repair one, and I've had them for 18 months to two years."

For Gizmo personnel, the Sony 7509HDs see action in multiple applications. "Obviously, we check some mixes on them," says Mackewich. "A lot of times for dialog editing you use them to make sure your edits are good, when you don't feel like monitoring at monster volumes. For voice recording they're fantastic, because you don't get bleed as much as with semi-open-ear headphones.

"I use them a lot," Mackewich continues, "mostly in the machine room, for a lot of digital delivery encoding — Flash files, video on demand files, things like that. As a matter of fact, I went on vacation and took an Mbox with me. My wife and I did some recording — I had my portable laptop studio with Pro Tools 8. When I put them back on at my home studio — my full rig — and heard the recordings, I was pleasantly surprised with what we got."

Michael Klvana took to Ultrasones PRO 550 headphones, in part, for their sound isolation. Recording Crosby, Stills & Nash with a 48-track DAW situated on the side of the stage — just feet from Stills' amplifiers — isolation was essential, he explains.

"I'm recording 48 tracks at high resolution," explains Klvana. "I take two channels out of there to make quick MP3s. It's an on-the-fly kind of thing — I need really

quick reference, and something that I can hear the details [with] and be able to get a quick sound. I've been using the Ultrasones PRO 550s onstage because I can get a little bit more level out of them — sometimes that extra volume makes or breaks what I'm doing onstage. When I need a little more detail, I go with the [Ultrasones PRO] 750, like when I'm doing an edit in my hotel room, or setting up.

"I do a lot of playback, also, for different groups — TV shows, live performances and things like that," Klvana continues. "A lot of times, there are different configurations as far as their mixing capabilities, so I have to be ready to take 16 channels and slam them down to 2, or 4, or 6, depending on what they're capable of. I have to walk in and have a mix ready. The thing I like about the Ultrasones is that sometimes I need to have them on for long periods of time, like two hours straight. My ears don't fatigue as quickly as [with] headphones that have the drivers shooting straight into your ears, or in-ears where the drivers are right up against your eardrum. The driver shoots more toward the top of your ear and the back, not straight into the canal. It gives the sound a little chance to move around. It's amazing: I've been wearing different brands and in-ears, but when I put on the Ultrasones, I can really hear a big definition difference. A lot of the musicians that I'm working with put them on in the studio and are like, 'I want a pair of those.' Whatever the studio cans are, they hear the difference right away."

A lesser-known, high-end manufacturer, Grado Labs, is a favorite of some of the audio industry's top practitioners. Tom Jung, president/engineer of DMP Records and technical consultant to this magazine, considers the headphones developed by Joe Grado to

be the best he has ever heard. "When the Grados came along," says Jung, "I just fell in love with them, as did Bob Ludwig, and have used them religiously over the past 15 years.

"Joe is a master at resonances," Jung explains. "When I visited his lab when he was starting to build these things, he had a whole wall of chemicals, different viscosity materials. He bought drivers, and they had all kinds of mechanical resonances. He would dampen those resonances, and finally he came up with a formula. The ones Grado built for Bob and I were machined aluminum. He just really, *really* has an understanding of resonance. Drivers, speakers, headphone components, phono cartridges — he just built with resonances at almost a molecular level. What he ends up with, after endless tweaking, is very, very musical."

Jung's Grado Labs HP1 headphones are no longer made; presently, the manufacturer offers 10 headphones models, spanning the Professional, Statement, Reference, and Prestige series and ranging from the iGrado [designed for portable use] to the metal/wooden PS1000.

"I used them in the studio religiously," says Jung, "and now that I'm not making records for DMP anymore, I'm doing more pro bono kind of stuff with bands in the area — concerts and recitals and things like that. I still use them there, but it's an open headphone, so when you get into the room where the music is performed and that's your monitoring, you would like a little more isolation. That's where I got into the Audio-Technica [ATH-M]50s. They're

Sony's MDR-7509HD



WAITING FOR ECONOMIC RECOVERY?

Need a new console but think it's out of reach? Now through 9/30/09, Yamaha is offering two exciting options to make the purchase of a premier IM8-Series mid-size analog console much easier: **NO INTEREST FOR 12 MONTHS** financing (for qualifying customers at participating Yamaha Live Sound retailers) or a **\$300-\$400 REBATE**, depending on the model, direct from Yamaha (US customers only). IM8 is available in 32, 40, and 48 input versions, delivering performance and features far exceeding its \$3,999-\$5,399 price range. Visit your favorite Yamaha Live Sound dealer for all the details. Your wait could be over.





**Audio-Technica's
ATH-M50**

pretty respectable. For a closed headphone, I'm reasonably happy with them."

Hal Winer, owner of BiCoastal Music in Ossining, New York, also likes the ATH-M50, but stocks his studio with a variety of phones for clients with varying preferences. "For a mix reference, I like the AKG K 271 mk II," says Winer. "They're reasonably priced and very accurate. I don't use headphones as a critical element in mix-

"I don't use headphones as a critical element in mixing — just a quick check to examine imaging and overall translation."

—Hal Winer

ing — just a quick check to examine imaging and overall translation.

"For all-around use," Winer adds, "especially tracking ensembles, I like the Audio-Technica ATH-M50s. They're a bit hyped in a few places, but they handle uncompressed transients very well. The players like that because they get impact and volume without distortion, especially with kick drum and bass. I also own Sony MDR-V6s and Ultrasonics PRO 550s so that clients have some choice if they want it."

Like Klvana, Marty Strayer does extensive work in performance contexts — handling front-of-house and monitor engineering — as well as in studio settings. "I like the AKG K 702s, because they sound awesome, are light, and unobtrusive," he reports. "I use them to reference inputs and mixes. They are truly great-sounding headphones."

On the road, Strayer also uses his K 702 headphones with a laptop-based remote recording rig, "and find them to be very handy on the tour bus, in hotels, etc. I love 'em. Also, I turned on some friends in the



Ultrasonics's PRO 550

movie business, and they love 'em, too. They like the light weight [and] great sound, as they use them on location, and they like that they don't feel isolated, as they are not 'deadphones.'"

Mastering engineer Gavin Lurssen, of Lurssen Mastering in Hollywood, notes that "often, clients will bring a laptop and their phones to do a test listen before we continue in the morning, to make sure we get off on the right track and the songs are going to sound good in a way many consumers listen."

Lurssen equips his studio with Sennheiser HD-590s. "A little bright," he offers, "but serves the purpose for quality screening, especially for ticks and glitches on a mix."

Not the sexiest piece in your arsenal, but pretty darn important, as these professionals attest. "It's just one thing I don't have to think of," Cherney observes. "I know that when I have [Audio-Technica ATH-M50s] out there, I don't have to worry about 'I can't hear the kick drum,' and the bass isn't getting fuzzy or breaking up.

"The hardest part is being able to take them home," he concludes. "If I come with six headphones, invariably I'm leaving with four."

**Music
lives...**

and your
hearing survives!

Protect

the hearing you
have now, and
for years to come.

**H.E.A.R.® today,
hear tomorrow.™**

We can help.

H.E.A.R.® is a non-profit organization co-founded by musicians and hearing professionals that is dedicated to the prevention of hearing loss in musicians.

Support

H.E.A.R.®
hearnet.com™

Purchase your
hearing protection
at www.hearnet.com



Digital audio conversion at the wall ... easily.



Convert analog audio to digital close to sources and destinations. Mongoose and RADs (Remote Audio Devices) reduce noise, EMI, improve sound quality and simplify termination. RADs self-monitoring cable tester easily identifies connection problems.

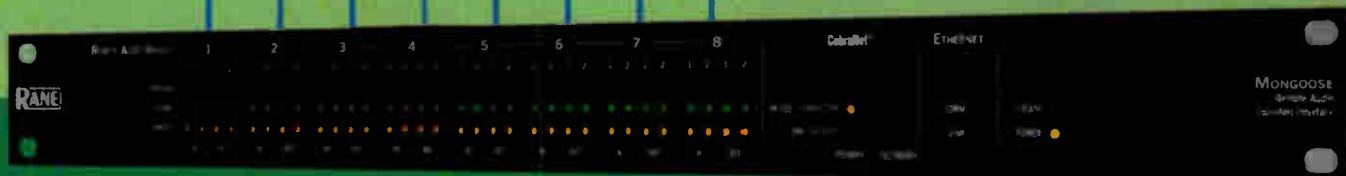
RADs use CAT 5 cable to deliver digital audio, potentially reducing or eliminating conduit expenses. While the Mongoose RAD-aggregating head unit is an Ethernet device, RADs are not. This means RADs require no IP addressing or network integration. Powered from the Mongoose, RADs can be placed up to 150 meters (497 feet) from equipment closets – farther than Ethernet devices. And with 70 companies offering CobraNet products, Mongoose is compatible with products you may already be using.

Mongoose provides significant reductions in cost, labor and set up:

- RADs (Remote Audio Devices) mount in US standard electrical boxes and convert analog audio to digital or digital to analog.
- CAT 5 cable instead of expensive mic cable.
- Automatic self-testing of cables and RADs.
- Eliminates EMI and ground loops.
- Allows hot-swapping of RAD wall plates.
- Crimp-on RJ-45 (8P8C) connectors rather than soldering XLRs.

Visit www.rane.com/mongoose to see how Mongoose can improve your audio system.

CAT 5 cable, up to 150 meters



May be connected to CobraNet®
16 channels
18 channels

CobraNet is a trademark of Cobra Logic Inc.

Fourteen RAD models are now available in white, ivory and black. See the details and downloads at www.rane.com/mongoose



Rane Corporation • 10802 47th Ave. W. • Mukilteo, WA 98275 • TEL 425-355-6000 • FAX 425-347-7757 • WEB www.rane.com

Grace Design m902B Reference Headphone Amplifier



Front and rear panel views of the m902B.

Michael Grace of Grace Design comes from a background of high-end consumer audio, which has traditionally paid more attention to build quality than the pro audio manufacturers do. Such is the case here with his m902B Reference Headphone Amplifier (\$1,850 list); at first glance, it says "quality."

Features

The m902 is a real "fit the need" kind of product, one which functions as a headphone amp, a preamp, and a D/A converter in one neat, compact package; it's a perfect match for today's workstations. Both balanced and unbalanced analog inputs are supported as well as AES, TOSLINK, S/PDIF, and USB digital. Balanced or unbalanced line output versions are available for feeding power amplifiers or powered speakers. [The "B" in Jung's own m902B stands for "balanced," as the unit retains all features of the standard Grace Design m902, yet is augmented with fully balanced line outputs in place of the standard m902's unbalanced outputs. — Ed.]

A simple push of the large rotary encoder volume knob switches control between line and dual headphone outputs in half-dB steps displayed on a nice, big, blue LED readout. Press and hold the same knob, and you enter the submenu where additional modes can be accessed such as Balance, Crossfeed, Exclusive Output, Output Toggle Lock Out, Gain Set, Power Up Level, and IR Remote Control Enable.

All of m902's digital inputs are re-clocked with s-Lock, a crystal-based PLL (phase-locked loop) used for regenerating the incoming digital clock and providing an extremely stable, ultra-low jitter clock to run the DACs. The s-Lock system can lock to input sample rates of 44.1 kHz or 48 kHz +/- 10 Hz, 88.2 or 96 kHz +/- 20 Hz, and 176.4 kHz or 192 kHz +/- 40 Hz. If the incoming signal clock frequency is outside of these tolerances, the s-Lock circuit will not lock and the s-Lock indicator will shut off.

Even if the s-Lock does not achieve lock, the digital audio receiver circuits still achieve decent jitter performance.

In Use

I set up the m902B at my workstation with its balanced line outputs into my Bel Canto stereo amplifier driving a pair of SLS ribbon monitors. I listened to several digital sources as well as balanced and unbalanced analog inputs, and all sounded just the way I would expect: clean and quiet with solid imaging and easy on the ears, meaning no harshness. The low end was nice and solid with good bass extension.

Headphone listening was with my reference Grado open-air HP1, as well as the Audio-Technica closed-back studio monitor, ATH-M50. The m902's 1-ohm output impedance has excellent control of the lower frequencies, which provided nice and tight yet full bass on both sets of phones.

The X-Feed Mode in the m902B contains circuitry that electronically simulates the acoustic experience that occurs when listening to speakers. What is really amazing about this feature is that the ear/brain mechanism seems to accept this as sort of a binaural experience, thus reducing listening fatigue. The best part is that it does not mess with the tonal balance like many such circuits do.

I love my Grado headphones, and the Grace m902B makes them sound better than any headphone amp I have tried to date — so much so I had to buy it. I'm not nearly as familiar with the Audio-Technica ATH-M50, but they also sound good with the

Grace amp; the A-Ts definitely have the isolation advantage over my Grado phones, making them perfect for studio use or location recording.

Equally comfortable when controlling speakers or driving

headphones with excellent DA conversion and build quality, the Grace m902B is the perfect professional workstation monitor solution at around \$1,750 street.

Contact: Grace Design | www.gracedesign.com


► Contributor of the Month:

Tom Jung

Recording and Mastering
Engineer/Digital Audio Pioneer
Coastal North Carolina

In the early 1960s, Tom Jung (or TJ) began his recording career at Kay Bank Recording Corp. in Minneapolis doing remote recording and disc mastering in addition to studio recording; this is how he would spend the next 40+ years.

In 1969, TJ co-founded and built (from the ground up, no less) Sound 80 Inc., a five-room, world-class recording studio to host and work with artists including Bob Dylan, Cat Stevens, Leo Kottke, the Minnesota Orchestra, and St. Paul Chamber Orchestra; the latter of



which won a Grammy for its work with TJ and Sound 80 Inc. Now a historical landmark, the Sound 80 Inc. building is considered the birthplace of digital recording due to pioneering involvement with 3M and its digital audio recorder project.

In 1979, TJ moved to New York City, where he worked as a freelance engineer recording movie scores such as *Dressed to Kill*, *The Cotton Club*, *Star 80*, *Annie*, and *The Muppet Movie*, to name a few, as well as countless jazz records.

While working with some of the best musicians in New York, TJ got the idea to start a small audiophile jazz label called Digital Music Products (DMP). In 1983, DMP released the first jazz CDs in the world and, in 2001, won a Grammy for *Bob Mintzer Big Band's Homage to Count Basie*.

Continuing to push the digital envelope by upgrading from 16-bit to 20-bit and, ultimately, 24-bit, TJ was introduced to DSD in the late 1990s, and he hasn't made another PCM recording since.



"For my latest project with **Ringo Starr** I have used the **Flamingo Standard** on everything from vocals to upright bass, violins to saxophones and tablas... A truly versatile and awesome microphone. Everyone who has sung on it has been blown away."

Bruce Sugar, Grammy Nominated Engineer/Producer

Has recorded: Elton John, Steven Tyler,
Paul McCartney, Ringo Starr, Ozzy Osbourne



Violet
DESIGN

Visit violetusa.com to learn more
about **Violet** microphones

Photo by Nigel Skeet - rockandrollphotographer.com
taken at EastWest Studios L.A. - eastweststudio.com

Mackie Control Universal Pro

The MCU Pro is a delightful control surface in design, function, feel, and footprint.



From the realm of DAW controllers, Mackie brings us its expandable Mackie Control Universal Pro (MCU Pro) along with the 8-fader Control Extender Pro (EXT Pro) and the C4 Controller Pro. Together, these components comprise the next-generation controller series from Mackie utilizing USB from the computer to the MCU Pro, with the EXT Pro and the C4 operating through the MCU Pro via standard MIDI cabling.

The MCU Pro provides all the functions you need to control your DAW software, minus the monitor/speaker section of the previous HUI model, since many engineers have dedicated monitor controllers already. The C4 Pro is made specifically for tweaking plug-ins or virtual instruments and integrates with Logic Pro, Logic Express, Reason, SONAR and Mackie's own DAW, Tracktion.

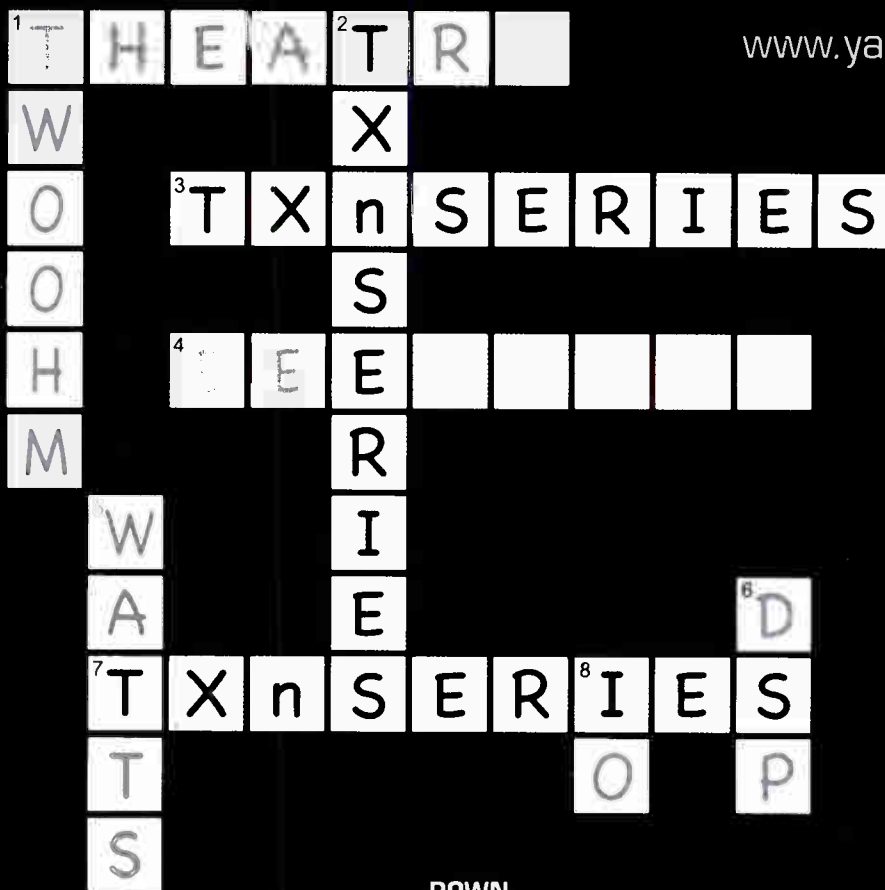
Features

For the MCU Pro, Mackie opted for a smaller footprint (about 16

inches square, and eight inches wide for the Extender Pro) for this model, targeting the portable market as well as desktop applications. Mackie included nine Penny + Giles 100mm motorized faders (eight plus a master) on the MCU Pro, and eight on the Extender Pro. Directly above each channel path is a Select, Mute and Solo button, each backlit in bright white when operational.

Above those is a small, multi-colored signal LED followed by the REC button. Then, topping off each channel strip is the venerable Mackie V-Pot with push-button capability. The meter bridge extends a little over two inches from the desktop, keeping things low profile, while including a two-line, 55-character backlit LCD display that shows track names and parameter settings.

Above the Master Fader section of the MCU Pro are dedicated fader bank, channel, flip and global view buttons. Up top are the V-Pot assignment buttons, offering six choices to assign to the



ACROSS

- 1. Performing arts venue well suited for TXn Series amps
- 3. Amplifiers that make any speaker sound better, no matter the make or model
- 4. Yamaha's highly efficient amplifier technology
- 7. Proud product of 26 years in the DSP business and 33 years in the amplifier business

DOWN

- 1. UL approved rating for TXn Series
- 2. Amps with more input options than any other manufacturer including AES, Cobranet, EtherSound...20 in total
- 5. TX6n amplifier features 3000 ___ per channel @ 4 Ohms
- 6. TXn amps feature onboard ___ with a front-panel user interface and PC control software
- 8. ___ cards make the TXn Series compatible with third party networks



Yamaha Commercial Audio Systems, Inc. • P. O. Box 6600, Buena Park, CA 90620-6600
 ©2009 Yamaha Commercial Audio Systems, Inc.



V-Pot. On the top right-hand side of the MCU Pro, 39 buttons address different functions for individual DAW software platforms; Mackie includes five different Lexan overlay templates — for Digidesign Pro Tools, Steinberg Cubase and Nuendo, MOTU Digital Performer, Cakewalk SONAR, and Mackie Tracktion — made to label specific parameters depending on your DAW of choice. [Additionally, Syntrillium CoolEdit Pro, RML SAWStudio, and Sony Vegas overlays are available direct from Mackie for \$10 each, plus \$10 or \$15 for domestic or international shipping, respectively. — Ed.]

A USB MIDI interface is also included on the back panel for direct connection to a Mac or PC and up to three additional pieces of external MIDI gear, such as more Mackie controllers. On the bottom right-hand side is the zoom control, a scrub wheel, and dedicated “tape-like” transport controls. The Extender Pro features eight channels with all the channel-strip controls but without the MCU Pro’s master section.

The C4 Pro is the MIDI controller portion that has four 55 x 2 backlit LCD display screens and 32 dual-function V-Pots with integrated push buttons, arranged in four rows of eight. Each V-Pot is surrounded by LED indicators that display current knob positions. This allows the C4 Pro to simultaneously display and access up to 32 plug-in parameters without switching banks. Another feature provided is a split section, allowing for multiple plug-ins to be mapped at the same time. The C4 Pro can be integrated with the MCU Pro or used as a standalone MIDI controller for mapping plug-ins or controlling instruments and other devices.

In Use

My first use of the MCU Pro and EXT Pro was with my Pro Tools mix rig, utilizing a Mac G5 via the USB connection. Holding down the select buttons on Channels 1 and 2 while powering up the units enters a setup mode where you can choose HUI (Mackie’s Human User Interface protocol) emulation. Once we entered the HUI mode, everything mapped accordingly and we threw on the provided Pro Tools overlay template. A reminder: Don’t forget to select the HUI controller settings in Pro Tools, too.

First impressions were quite good, partly due to the easy-to-read displays. Even though the layout was fairly different from my well-used Digidesign Control 24, it didn’t take long to get used to the MCU Pro’s layout. The backlit buttons were easy to see and use, and the extra characters of the LED display were a welcomed sight — track names were easy to read. One item that gave me pause was the noisy faders; they tracked well enough, but any low-level monitoring is interrupted with motor noise. With the MCU Pro’s limited surface space, accessing certain modes, such as Automation or V-Pot Assignment, requires a few button pushes. However, with a little practice, this soon becomes second nature and a reasonable tradeoff for the benefits of a reduced footprint.

The select buttons for the MCU Pro work differently than those on my Control 24; they are additive (latching) on the 24, canceling (alternately “overriding”) on the MCU Pro. Maybe there is a way to change it, but I didn’t discover a way to select more than one channel at a time. [According to Mackie, there

are ways to select more than one channel at a time. “To select multiple channels while pressing a channel’s Select switch, press Select switches on additional channels. To de-select a single channel, press Shift/Add + Select switch on the channel. To select or de-select multiple channels, press Shift/Add + Select switches on additional channels. To select or de-select all channels, press Option/Alt + any Select switch. To change the Select state of a channel, and change all other channels to the opposite state, press Alt/Fine + any lit Select switch.” — Ed.]

The V-Pots are similar to the ones first used on the Mackie d8b digital console, but these have a better feel with a smoother readout on the LED collar, plus the advantages of an integrated push button. I liked the full-sized transport control buttons, but I’m not sure why Mackie chose to put the scrub wheel in the way of your hand reaching them. I did find that you could rest the palm of your hand on the scrub wheel to access the buttons with little trouble.

The C4 Pro is not compatible with Pro Tools, so I enlisted the expertise of Dustin Lefholz, my second engineer/audio guru who connected it to his Apple Logic rig, which also runs on a Mac G5. Getting rolling was no problem; we hooked up the C4 Pro via MIDI thru the MCU Pro with USB, opened Logic 8, and it was up and running. We pulled up a few of my favorite plug-ins that come with Logic, such as the EXS-24 software sampler and Sculpture modeling software.

Fast Facts

Applications

Project and commercial studio, mobile recording

Key Features

USB MIDI controller; Eight Faders plus a Master; lots of dedicated buttons; Lexan templates for many applications.

Price

\$1,689 list (MCU Pro), \$999 list (XT Pro),
\$1,099 list (C4 Pro)

Contact

Contact: Mackie Designs | 425-892-6500 |
www.mackie.com

Product Points



- ▶ Modest footprint
- ▶ Integrates well with many DAWs; Easy setup




- ▶ Faders are noisy
- ▶ Some functions require several button presses

The Score: The Mackie Control is an attractive series of integrated controllers made to fit your desktop with a little room left over. The C4 is a MIDI or plug-in tweaker’s dream come true.

Upon opening the plug-ins, they automatically mapped out along the four rows of V-Pots. Even with instruments such as Sculpture or reverbs like Space Designer, their vast amount of parameters were easily accessed via the nudge and bank buttons and modified with the V-Pots, which makes "micro-mixing" almost effortless. Not only did the C4 Pro work great with Logic plug-ins, third-party instruments followed suit with no issues. When setting compression and EQ, I liked to split the rows of the C4 Pro, allowing more control with no wasted space.

Reason users everywhere will revel in the ability to completely control Reason from the C4 Pro. Again, the Lexan overlays provided by Mackie allow them to map what each button in the control section is for, as their functions do change between platforms. Thanks to the C4 Pro, I found programming in Reason to be easier and smoother. I had no problem modifying parameters, dropping into record, and using other transport functions all located just below the V-Pots.



Mackie C4 Controller Pro

Summary

Mackie MCU Pro and Extender Pro are a delight in many aspects of their design and implementation. In my opinion, the footprint is just right, all buttons function easily, and there is plenty of visual feedback from the multiple LCD displays. One could hardly ask for more given the reasonable price point. Still, I would like to see Mackie offer a version with a higher-quality fader as an option; I'm sure many professional users would spend the extra dough for it.

As far as the C4 Pro is concerned, Dustin and I couldn't find any flaws. Mapping worked great with all kinds of plug-ins and software (other than those within the world of Pro Tools, as explained above). All in all, the C4 will speed up production, allowing users more time to tweak and focus on the sounds themselves rather than clicking around on a screen. The C4 Pro earns our title of "a tweaker's dream controller."

Get the Latest Information About EuCon Ethernet Protocol from Euphonix and their Partners

Visit www.proaudioreview.com to get the **FREE Digital Edition**, which features loads of information, interactive links, and video demonstrations.

Produced by



Sponsored by



Antares Auto-Tune Evo Pitch Correcting Plug-In



Auto-Tune. To some, it's a dirty word; to others, it's a necessity and/or a creative tool. Whichever way you feel about it, there's no denying that Antares Auto-Tune has earned a significant role in the audio production world.

Although it's been around for over 10 years, I myself don't rely on it much for studio projects. However, when it comes to mixing concerts, it can literally save a take. I recently was able to run the new Antares Auto-Tune Evo through its paces on a live recording and came away with some interesting observations.

As an update from Auto-Tune 5, Evo (\$399 list for Native, \$649 list for TDM) has a handful of new features, which I'll briefly focus on for this review. First and foremost, under the hood there are updated algorithms including throat modeling, pitch shifting (Native only) and formant correction that take advantage of fast computers. The new Graphical Mode window can be resized (limited only by your monitor size), and Global transposition of all notes is now available.

My personal favorite feature is Note Objects; by clicking the Make Notes button on the bottom of the interface, Evo

will analyze selected audio and create notes like a MIDI sequencer. It makes editing, fixing, stretching/shrinking and/or re-pitching notes quite simple (especially with a large Graphical Mode window). Also, the new Notes Tool can be used to draw Note Objects in, and the all-important transition between notes can be smoothed out with the Curve Tool.

I also like the real-time display of output pitch and the Pitch Graph display mode. The Pitch Graph display mode creates easy to view "lanes," grid lines that make it visually easy to correct notes (again, like a MIDI sequencer).

In practice, I found myself automating the Retune Speed (which can be individually assigned for each note), Humanization and Natural Vibrato to help fix the live concert vocals. In order to avoid the so-called "Cher" effect, sometimes more or less was needed, so I simply drew in the amount, literally, on a per

word/phrase basis. It did a nice job, giving me natural-sounding results and truly saved a few nasty passages that would have been cut.

Auto Tune Evo is available for Mac and PC use on RTAS, TDM, VST, and AU platforms. Grooveboxmusic.com offers intro/tutorial videos for Evo, and I also went on to the Groovebox site and checked out the extended tutorials. Yes, it does cost a small fee to do so, but the time saved learning all the functionality of Auto-Tune was well worth it.

Overall, Evo is a fully matured piece of software that has a large number of well-thought-out features. You can either go easy with Auto mode or deep with Graph mode. While it's not the only game in town, it's a tool I'm glad to have when I need it. Now, if these artists would just sing in tune...

Contact: Antares Audio Technologies | www.antarestech.com

Ultrasone PRO 900 Headphones

Perched atop Ultrasone's high-quality professional headphone line, the new PRO 900 closed-back headphone (\$599 list) is a luxurious, comfortable, and well-made pair of studio-grade cans.

Specifications include a 6 Hz to 42 kHz frequency range, 40mm Mylar/titanium driver, 40-ohm impedance, 96 dB maximum SPL, and a weight of 0.65 lbs. The complete PRO 900 package includes a canvas-covered, hardshell case with coiled and straight 10-foot cables terminated with Neutrik connectors, a 1/4-inch to mini-jack adapter, spare ear cup pads, a 20-song reference audio CD compiled and largely recorded under the direction of Ultrasone, and a manual.

Featuring proprietary S-Logic Plus technology — which, in part, requires off-center drivers angled towards the listener's outer ear — the PRO 900 has a unique sound for headphones that you may, or may not, be used to. However, it is my belief that the S-Logic technology greatly contributes to the PRO 900's impeccable imaging and fine detail necessary for engineers who use phones for meticulous editing and monitoring.

In direct comparison with high-quality conventional studio monitors, I did hear detail in the PRO 900's performance that wasn't apparent in the monitors; for example, in listening to The Beatles' "I've Just Seen A Face," I distinctly heard a harmony vocal, albeit short and mixed way back, with depth and detail that I had never even noticed before (and I've easily listened to the song several hundred times on dozens of sound sources). To my ears, the PRO 900 offers pronounced detail and acoustic presence at comparatively low levels; this quality will surely have you monitoring at lower-than-normal SPL, thus healthier listening habits over time — a notable and beneficial feature indeed.

On the PRO 900, pristinely produced

vocal-oriented pop music — with reference material ranging from music by Beyoncé to Big & Rich — was translated with notable "air," well exposed reverb tails, and an overall "depth of mix." I wasn't as trustworthy of the PRO 900 when it came to low-frequency-based reproduction, though. On heavily compressed rock, such as Atreyu's "Right Side of the Bed," for instance, low end was rather "woofy."

If I were making mix decisions on similar material using the PRO 900, I would've produced a comparatively anemic mix, albeit possibly more pristine and "deep," but likely not "commercially competitive" within rock genres anchored by guitars with excessive low end and pronounced "chug." In other words, I trust the PRO 900 for its abilities in the realms of imaging and detail, yet would approach frequency-based decisions, especially those involving heavily compressed instruments and mix bus audio, with caution, or at least another pair of phones or, ideally, a pair of conventional studio monitors. I did just this and made some great mixes by predominately using the PRO 900 as a monitoring reference (mixes that even remained unchanged when referenced on my trusted studio monitor).

The PRO 900's \$549 street price is at the top of our industry's pro- or studio-specific headphone range. As such, you'll initially cringe when handing them to a musician in your studio. (Or, at least, I did.) Luckily, the PRO 900 is a headphone built to take common studio abuse, such as ear-bleed-inducing tracking sessions while perched on the heads of rock drummers, guitarists, and vocalists. The PRO 900 is also physically fit: ready for studio wear and tear and, dare I say, built to be droppable. I've yet to use



any set of phones that I consider worth buying for studio use that aren't up to being dropped, yanked, or accidentally kicked across the floor again and again.

In use as musician cans, the PRO 900 will seal well around most ears and heads; thus, you can give them plenty of juice and not suffer much from monitor bleed into your microphones. In my time with the PRO 900, every musician that used it had nothing but good things to say about its sound and feel, nearly to the point of disappointment if I didn't hand them the sole pair of PRO 900 cans I had during multi-musician tracking sessions.

In summation, I wholeheartedly recommend the PRO 900 to modern recordists and mixers who need a top-quality set of pro headphones and whose work generally ranges anywhere from dynamic classical, jazz, and "lightweight" pop to conservatively compressed rock music. And, while rather pricey, the PRO 900 is an incredible musician's studio headphone, too. Just be prepared for a band fight if you're a tracking engineer with only one pair.

Contact: Ultrasone | www.ultrasone.com

Abbey Road Brilliance Pack

The Abbey Road Brilliance Pack (\$499 TDM, \$249 LE/AU/VST) is a plug-in bundle modeled after the original circuit schematics for the three vintage EMI “presence boxes.” Each plug-in maintains the visual, sonic, and operational characteristics of the RS127 and RS135 hardware versions.

In 1962, EMI supplemented its studio's REDD mixing desk's EQ; its treble EQ was fixed at 5 kHz, and engineers wanted additional control in this area, thus the development of the RS127 (designed to mount in patchbay racks). The simple box provided passive treble control with two knobs, one selecting a center frequency (2.7, 3.5, or 10 kHz) and the other boosting or cutting up to 10 dB in 2 dB increments. Its popularity led to the construction of a second RS127, which had identical circuits and controls but was portable. The addition of an interfacing transformer in the later RS127 provided exaggerated EQ curves and a different sound than the original RS127.

Later, the RS135 was built and eventually became known as the “8 kHz box” since its center frequency is set at 8 kHz; it is the simplest of the group with only one control for boosting 8 kHz up to 10 dB in 2 dB increments. [According to EMI/Abbey Road Plug-Ins, “The addition of the interfacing transformer to the RS127 was much later (than the early 1960s). The RS127 and RS135 were originally plugged directly into the REDD desk as their impedances were designed to match that of the desk. But due to changes in impedance since the ‘60s, the transformer was needed to make the RS127 compatible with modern mixing consoles. This ‘transformer effect’ was thus discovered much later, as a kind of ‘happy accident.’” — Ed.]

While the RS127 Box is more aggressive than the RS127 Rack, they are fairly interchangeable, and I've found that I enjoy the RS127 Rack on piano, drum overheads, and backing vocals. I prefer the RS127 Box on lead vocals, kick and snare drums, and electric guitars. The RS1235's frequency and bandwidth are perfect for making vocals and instruments pop out of a mix without actually getting louder, and all three plug-ins work well when strapped across the stereo bus.

I have found myself frequently running multiple instances of



Abbey Road RS135

either the RS127 Box or Rack on the same channel so I could adjust multiple frequency bands. I achieved a great grand piano sound by simultaneously running three RS127 Racks (each set on a different frequency) and one RS135.

One could easily argue that Abbey Road should have developed the Brilliance Pack plug-ins with more adjustable parameters but that would keep them from being true to the original, and, frankly, I find it inspiring to work with some of the same limitations that Geoff Emerick worked with while engineering all those great Beatles albums.

The Abbey Road Brilliance Pack is in no way a jack-of-all-trades bundle; it does one thing, and does it amazingly well. As a matter of fact, I'd be inclined to say it does that one thing better than any other plug-in to date. Anyone looking to add a vintage sparkle to their in-the-box mixes should make this part of their plug-in collection.

Contact: Abbey Road Plug-Ins | www.abbeyroadplugins.com

Digital Video
ConferenceBroadcast
Symposium
West

Digital Video '09 Expo

HD Content Creation and Distribution for the 21st Century

REGISTRATION OPEN NOW

SEPTEMBER 22-24, 2009

new
location!

Pasadena Convention Center | Pasadena, CA

2 Informative Tracks, 1 Can't-Miss Show

New this year, Digital Video Expo 2009 is home to two must-attend conference tracks — the popular **Digital Video Conference** from the editors of *DV* and *Videography* magazines, now in its 14th year, and the **NEW Broadcast Symposium West**, brought to you by the editors of *TV Technology* and *Television Broadcast*.

Add to these an exhibit hall packed with more than 100 exhibitors, FREE technical sessions, showcases of the latest technology and techniques, and unsurpassed expertise, and, from creation through distribution, Digital Video Expo 2009 has it all!

MORE Education

MORE Technology

MORE Networking Opportunities

www.dvexpo.com

For information on exhibiting at Digital Video Expo 2009,
contact Jackie Gospodinoff; 212.378.0493 or jgospodinoff@nbmedia.com.

new live products



Beyerdynamic Opus 600 Systems

Beyerdynamic has introduced its Opus 600 series of wireless systems. The series is targeted for stage performances and small installations; it features AutoScan technology that allows the user to choose from 16 pre-programmed UHF frequencies. All Opus 600 systems are available in the frequency ranges 506-530 MHz and 668-692 MHz in the United States.

The NE 600 D 2-channel receiver (pictured) is housed in a 19-inch metal enclosure, the NE 600 S single-channel receiver in a 9.5-inch metal enclosure. The S 600 handheld transmitter features low-battery-warning LED and a “virtually noiseless” on/off switch. The compact TS 600 beltpack transmitter can be used as a guitar transmitter or in combination with a lavalier microphone for live presentations or theater applications.

Price: TBA

Contact: Beyerdynamic | www.beyerdynamic.com



Sennheiser Pro IE Headphones

Sennheiser has debuted its IE 6 (pictured), IE 7 and IE 8 ear-canal headphones, bringing pro-grade audio quality that performers use onstage to all music enthusiasts. The IE Series is designed with dynamic transducers that cover the entire frequency range with one system — basslines and sound effects separate themselves clearly in the mix. This eliminates the distortion that detracts from the integrity of the original source material, even at high sound-pressure levels.

Ear adapters in different sizes reportedly ensure the IE headphones fit the user's ear canal perfectly, are comfortable to wear and effectively seal off ambient noise. Good isolation further enhances precise audio reproduction. The top-of-the-range IE 8 can reach up to 26 dB of noise-blocking attenuation.

The cables are strengthened with Kevlar, and the headphones are made from durable materials. Each headphone is also equipped with a transport case, small cleaning tool and a cable clip.

Prices: \$249, \$299, and \$449 (IE6, IE7, and IE8, respectively)

Contact: Sennheiser USA | www.sennheiserusa.com



McDSP Live Pack

McDSP has released Live Pack, a collection of plug-ins for mixing live performances. Aimed at both FOH and monitor engineers, Live Pack can be sold or rented as an electronic purchase, and includes Channel G Compact, Chrome Tone, DE555 (pictured), FutzBox, MC2000, ML4000 and NF575. In addition to supporting the Digidesign VENUE systems, Live Pack plug-ins also support TDM, RTAS, and Audiosuite formats on Pro Tools HD, LE, and M-Powered systems.

The company reports that rental costs may be applied towards a full purchase before a rental period expires, and that customers who already own McDSP plug-ins may be eligible for upgrade pricing.

Price: \$1,999 (Live Pack HD), \$495 or \$695 (Live Pack HD Rental, three or six months, respectively)

Contact: McDSP | www.mcdsp.com

Partners in Performance

Roadworthy yet refined, Community's elegant M12 stage monitor provides exceptional performance in a stylish, low-profile package.



viennateng.com

Vienna Teng performing
on stage with M12



Community
communitypro.com

World Radio History

new live products



Peavey Euro Series Enclosures

Peavey has introduced its Euro Series loudspeaker enclosures, a line of portable professional loudspeakers that utilizes a dual voice coil and neodymium magnet design. The two-way, full-range Euro 115 and Euro 112 (pictured) enclosures utilize this new loudspeaker — in 15- and 12-inch formats, respectively — in conjunction with the Peavey RX 22 titanium compression driver. Patented asymmetrical Quadratic Throat Waveguide technology reportedly eliminates distortions commonly caused by drivers pushing high sound pressure levels to deliver pristine, precise sound reproduction.

The Peavey Euro 218 Sub features a pair of 18-inch neodymium-loaded loudspeakers arranged in a vented, isobaric chamber.

Price: \$769, \$819, and \$1,149 list (Euro 112, 115, and 218, respectively)

Contact: Peavey | www.peavey.com



Martin Audio ASX Subwoofer

Martin Audio has introduced its ASX floor mounted active installation subwoofer. It is reportedly capable of producing one of the highest SPLs ever from a single, low-frequency enclosure housing a single drive unit. The ASX enclosure — 46.85 x 23.62 x 46.85 inches — houses a patented 21-inch transducer, Class D amplifier with 8.5 kW peak power, and full DSP.

When incorporated into a Martin Audio Hybrid horn design, the complete system can deliver a 152 dB peak output (measured) from a single enclosure. It is designed for club installations, stadiums, and for special effects in theme parks.

Price: TBD

Contact: Martin Audio | www.martin-audio.com



Gator Cases G-Pro Roto Rack Cases

Gator has unveiled a new line of American-made, rotationally molded, polyethylene rack cases with 19-inch rackable depth. Built to take road rigors, these rotomolded cases come complete with recessed Penn Elcom twist latches, front and rear removable lids, and molded-in ergonomic side carry handles.

The G-Pro Series is engineered with interlocking tops and bottoms allowing secure stack-ability. All cases include heat-treated 10/32 screws with protective washers and a free rack rail offer. Cases are available in a wide range of sizes such as 2U, 4U, 6U, 8U, 10U, and 12U.

Price: \$162 to \$312 list

Contact: Gator Cases | www.gatorcases.com

Turn your world into a world-class recording studio.

SOPHISTICATION MADE SIMPLE.

The H4n is our most sophisticated recorder. And with its simplified user interface, it's never been easier to make incredible recordings.

Custom-designed, X/Y stereo condenser mics record at either 90° or 120°. And our new, digitally controlled mic preamp renders audio so precise, you'll sound like you recorded in a world-class studio!

WHY 4 CHANNELS ARE BETTER THAN 2.

Proper miking is essential to making a great recording. The H4n is the only handheld that can record on four channels simultaneously using its onboard mics with your external mics. Then use its built-in mixer for perfectly balanced recordings that are richer than ever.

IT'S ABOUT THE MUSIC.

The H4n is also a user-friendly 4-track studio. Plug in a guitar or bass and use its amp models to inspire your creativity. Onboard studio effects, tuner and phrase trainer make the H4n very musician friendly. Even use it as a USB interface to record directly to your computer.

BRAINS WITH A BODY, TOO.

Record high-resolution audio at 24-bit/96kHz on SDHC media of up to 32GB. Time stamp and track marker functions give you greater control. You can even edit your recordings on the fly.

The H4n feels robust and its rubberized chassis reduces handling noise. A large LCD screen and onboard speaker take your experience to the next level.

FULLY LOADED.

Everything you need is included: a 1 GB SD card, windscreens, mic clip adapter, AC adapter, USB cable, protective case and Cubase LE recording software.

With the new H4n from Zoom, it's never been easier to make world-class recordings... no matter where you are in the world.



Zoom H4n Handy Recorder
World-class recordings for everyone.

© Zoom 2009 | zoomh4n.com | zoomfx.com

ZOOM

PAR RECOMMENDS

NEW LIVE SOUND AMPS

While professional-grade choices abound in the realm of amplification for live sound and installed audio, an elite half-dozen — listed here — are especially notable, deserving a special look from pro audio shoppers this summer.

by *PAR* Editorial Staff

Ashly NE8250: Eight Channels For Networked Systems

The NE8250 (\$1,890 list) offers comparably simple setup and control for installed sound amplification. It features standard 10/100 Ethernet protocol connectivity and runs on Protea NE software. Eight 8-channel models are available with 250W output power for 25V, 70V, and 100V performance or constant voltage applications. Two standard configurations are available: standard input with Euroblock connectors or Protea Enabled (PE) with Euroblock inputs and Protea DSP. Input options include a 4-channel microphone preamp, AES/EBU, and CobraNet. This signal processing library utilizes two SHARC 32-bit/96 kHz processors with the following processing categories: Graphic, Parametric, Notch, and Shelving Equalization, High-, Low-, and All-Pass Filters (HPF/LPF/APF) with up to 48 dB/Octave slopes, Delay, Compressor/Limiter, Gate, Ducking, Auto-leveler, Gain, and Signal Generators (sine wave, white and pink noise).

Watch for an upcoming full review of the NE8250.

Ashly | www.ashly.com

Crown I-Tech HD: The Next Step In I-Technology

Reviewed in this very issue (on page 36), the new I-Tech HD Series of live sound amps represents the remarkable innovation that continuously takes place at Crown HQ in Elkhart, Indiana. The series — I-T5000HD, the I-T9000HD, and the I-T12000HD (priced \$5,675, \$6,855, and \$8,510, respectively) — is comprised of Class I amplifiers, a.k.a. balanced current amps, with loads of power; an OmniDriveHD DSP engine; LevelMax limiter technology; a front-panel USB slot; and CobraNet, AES/EBU, and analog XLR input options.

According to *PAR* contributor Karl Bader, the features of the new I-Tech HD make it extremely easy to use. "Case in point is the USB port on the front panel of the ampli-



fier. Simply insert a thumb drive with your processor settings, upload 'em, and use 'em. That's it — it's that easy and that user-friendly."

Crown Audio | www.crownaudio.com

Electro-Voice TG-7: It's In The Name

The "TG" in TG-7 (\$4,890 list) stands for "Tour Grade," and deservedly so. Providing a maximum-bridged output at 4 ohms of 7,000W, 2,500W per channel at 4 ohms, this 2-channel, 31-pound touring sound amp also offers a microprocessor-controlled operation management system with features including compound thermal management, automatic mains voltage detection, and circuit-breaker control. It uses grounded-bridge, three-step Class H topology. System supervision comes via IRIS-Net (Intelligent Remote and Integrated Supervision Network), a Windows-based application.

Electro-Voice | www.electrovoice.com

Peavey IPR Series: A Featherweight (But No Lightweight) Performer

The new IPR Series from Peavey (ranging from \$499 to \$1,099 list) brings new meaning to "lightweight" — its lightest model is under seven pounds, yet offers two channels of 530W RMS at 4 ohms. The IPR Series is comprised of high-speed Class D amps featuring Peavey's own DDT speaker protection with multi-point clip sampling, two 100 Hz independent crossovers, combination 1/4-inch/XLR inputs, combination Neutrik Speakon/1/4-inch outputs, and — on four models, 32-bit DSP with program-specific EQ, delays, crossover settings, and lockable security settings. A front-panel LCD allows users access to the IPR DSP amps' presets.

Watch for a full review of the IPR Series in an upcoming issue of *PAR*.

Peavey | www.peavey.com

Powersoft K10: High-Power Packed In 1U

Originally reviewed in 2007 by *PAR* contributor Dave Rittenhouse, the Powersoft K10 (\$8,395 list) is considered a high-performance must for many pro tour sound engineers and

takes up little space in their rack. "If you are in the market for a powerful, sleek, chest-pounding amp that is fully loaded with all the latest features and runs more efficiently than anything else, the K10 is your amp," declared Rittenhouse. "The fact that it sits in a single rack space and provides more power than the amps each of us have and use (and does with greater ease and full DSP) means it is truly the top breed, exotic race car we have all dreamt of."

The 2-channel K10 delivers 6,000 watts at 2 ohms per channel at a weight of 26.4 lbs and provides two XLR inputs with two Neutrik Speakon outputs. An RS485 interface is provided for working with the provided Powersoft remote control software, or all functions can be controlled from the amp's front-panel menu screen.

Powersoft | www.powersoft.it

QSC GX Series: Affordable Amp Serves Many Masters

Originally reviewed in 2008 by *PAR*'s Will James and Strother Bullins, the QSC GX Series bring pro-grade performance to a wide range of potential customers. The GX Series offers Class H power supplies; a built-in crossover; XLR, TRS 1/4-inch, and RCA Left and Right inputs; and Neutrik Speakon NL4/1/4-inch and standard binding post outputs.

"I expected great achievements from this power amp given the reputation of QSC Audio, coupled with my own prior QSC experience," tells James of his review of the GX5 (\$499 list), the 2-channel, 500W RMS (at 8 ohms) GX model. "I was not let down. The GX5 performed without issue. It is a stout little power amp; it is light in weight but not a lightweight in the general power amp world. The QSC Audio GX5 earns my full respect as a good quality amp that will, I believe, deliver many years of power at a most reasonable price."

"It is not only a good choice for the full-time live sound professional," adds Bullins. "It is an ideal choice for the budget-restricted gigging musician who often runs his own sound, and/or lugs his own monitoring rig to clubs, and much more. Thus, it's totally worth its 'under \$500' list price."

QSC Audio | www.qscaudio.com



Crown I-Tech HD

Our industry's legendary amplifier company collaborates with sister firm BSS Audio on DSP processing for its new flagship product line.



For years, Crown has built the industry-standard I-Tech series: great-sounding amplifiers featuring onboard DSP processing. Offering advantages such as improved signal-to-noise ratio and optimized gain structure, Crown raised the bar with the introduction of its proprietary Class I amplifier technology.

Now, with the introduction of the I-Tech HD, Crown has once again raised the bar, this time with the assistance of another Harman-owned company, BSS Audio, to supply the DSP processing.

The Crown I-Tech HD is available in the following models: the I-T5000HD, the I-T9000HD, and the I-T12000HD. I-T5000HD offers two channels of 2,500W at 4 ohms or 4,000W at 4 ohms bridged; the I-T9000HD offers two channels of 3,500W at 4 ohms or 5,600W at 4 ohms bridged; and the I-T12000HD offers two channels of 4,500W at 4 ohms or 7,500W at 4 ohms bridged. The I-T12000HD was used for the review.

Features

The I-Tech HD is a Class I amplifier; Crown holds the patent for the Class I, also known as Class BCA (Balanced Current Amplifier). One of the great features of a Class I amp is that it can handle low impedance loads. For instance, in Stereo mode, the I-T12000HD can run at a 1-, 2-, 4-, 8-, or 16-ohm load; in Bridged mode, the amp can run at 2, 4, or 8 ohms. As it is built, the I-Tech HD amp can run more efficiently, and longer, than non-Class I amplifiers. Instead of turning energy sent back to the amplifier from the speaker into heat, the Class I will recycle this energy back into the amp and cycle. [Associated information on the I-Tech HD and Class I amplifier technology can be found

at www.crownaudio.com. — Ed.]

The next-generation OmniDriveHD DSP engine within each I-Tech HD, developed in conjunction with BSS and JBL, offers proprietary FIR filter technology for "significantly improved midrange clarity and dramatically improved off-axis response," says Crown.

Other new features within the I-Tech HD include LevelMax limiter technology, which links Peak, Thermal, and RMS limiters for a smoother response and more SPL. Standard input options include CobraNet, AES/EBU and analog XLR. The front-panel LCD display can access full amp diagnostics and menu-based system setup while a handy USB slot can be used to quickly load presets into the amp on the fly and without a computer.

In Use

The Crown I-Tech HD's features allow it to be very easy to program and use. Case in point is the USB port on the front panel of the amplifier. Simply insert a thumb drive with your processor settings, upload 'em, and use 'em. That's it — it's that easy and that user-friendly. However, I did find a down side to the feature, for Mac users, at least; if the need arises to quickly dial in some basic crossover settings — for instance, for a last-minute add-on to the show, or because of an equipment failure — you must use HiQnet System Architect Software on a Windows computer (no Mac) to create settings. [According to a Crown representative, "It is possible to run System Architect on a Macintosh computer, but it is not possible to run it as a Mac application. To run System Architect, one can either use BootCamp (www.apple.com/macosx/features/bootcamp.html) and

start the computer in Windows, which is running Windows on the Macintosh hardware, or use a virtualization software solution. The virtualization software, typically either Parallels (www.parallels.com) or VMWare Fusion (www.vmware.com/products/fusion), allows one to run Windows without having to leave the Macintosh operating system. One of the software team members at Crown runs all three of these solutions on his personal MacBook Pro, so we are confident that it works." — Ed.]

Let me digress by saying that HiQnet System Architect is very easy to use: just click, drag, and drop to set up your "system" with Harman components, then open each component to configure. I did not have to consult any manual or online help to create a setting for our EAW SB85D subwoofers. I found System Architect much easier to navigate than the BSS Omnidrive that I am accustomed to using.

The I-Tech HD's inputs are selectable between analog and AES/EBU. My testing, due to this being our only amplifier capable of digital inputs, was done with the analog XLR inputs. There is also an option for sending digital AES/EBU with analog backup in case of failure.

The front-panel controls of the amplifier access some very cool and interesting features. Some worthy of mention are continuous load monitoring and voltage monitoring readouts, signal generator, and spectrum sweep set up for any bandwidth; results can be monitored on your PC using the System Architect software. Due to only having one amplifier for testing, I did not fully explore the I-Tech HD's comprehensive networking capabilities.

In addition to using the I-Tech HD in the field with great results, I decided to do an amp shootout in our shop against two other inventoried amplifiers: a Lab.gruppen fP 6400 and a QSC PL (PowerLight) 4.0. Granted, the QSC PL 4.0 is a little low in power rating comparison to the other two amplifiers, but it was the next closest that was in stock. All comparisons were made on two speakers — an EAW SB850 dual 18-inch subwoofer and a JBL SRX-712M stage monitor — with any necessary processor settings sent through an Ashly Protea crossover. To get an accurate difference between just the amplifiers themselves, the I-T12000HD's onboard processing was not used for this part of the evaluation.

Sonically, the fP 6400 and the I-T12000HD had a clearer low end than the PL 4.0, dismissing the power-rating difference, as this was the same at low, or higher, levels. The fP 6400 and the I-T12000 HD are very similar-sounding, too similar for me to name which brand/model I liked better. I would even have a hard time trying to describe what the sonic differences are between the two.

Next, I did a processor shootout, and two JBL SRX 712M speakers were used for this part of the testing. The output of a console went into channel one of the amplifier in which the onboard processing was used, and the other side went to various processors we had around the shop; so, the only variable were the processors themselves. The processing competitors for the I-T12000HD were a BSS 336 MiniDrive, a BSS 366 OmniDrive, and an Ashly Protea processor. JBL recommended settings were entered into the processors to keep the experiment as controlled as possible. Sonically, I would declare a tie between the BSS 366 and the I-T12000HD's processing. The Ashly sounded harsh, even a bit shrill and crunchy, especially

when hit hard in comparison, even before limiters and clip meters were hit. Again, there was a difference between the 366 and the I-T12000HD but exactly what that difference is was too close to call; it could come down to many variables in the experiment.

Summary

The Crown I-Tech HD is a great amplifier with a great onboard processor. It matched up with the best my own shop has to offer, and it has added benefits that our shop doesn't have to offer, including USB connectivity. If you get a new I-Tech HD into your own shop, updating it will take minutes rather than hours via RS-232. Plus, the advantages of on-the-fly monitoring, sending signal from the amp, and superior sonic quality make this a nice addition to any inventory.

Fast Facts

Applications

Live or install settings that require high-quality sound and processing as well as easy and/or frequent system updates

Key Features

Onboard BSS DSP processing; computer control and programming via easy-to-use System Architect software; USB thumb-drive settings for download and upload

Price

\$5,675, \$6,855, and \$8,510 list (5000HD, 9000HD, and 12000HD, respectively)

Contact

Crown Audio | 574-294-8000 |
www.crownaudio.com

Product Points



- ▶ USB download and upload for quick settings transfers
- ▶ Onboard signal generator
- ▶ Onboard or System Architect Software-based system monitoring



- ▶ DSP settings cannot be created from the amp itself
- ▶ System Architect software is not available for Mac users

The Score: The Crown I-Tech HD is a recommended amplifier, highlighted by its superior features: great sound, a high-quality onboard processor, and easy USB-based setting transfers.

Audio-Technica M3 Wireless In-Ear Monitoring System

A-T debuts its road-worthy wireless monitoring kit, and it sounds “amazing.”



Audio-Technica has been the purveyor of many fine microphones for two decades. A-T now presents a foray into the in-ear monitor realm with a new wireless rig called the M3.

Features

The M3 comes in a well-conceived package with the wireless receiver/belt-pack, the transmitter, power supply, in-ear dynamic headphones [EP3 ear buds] and several ear bud accessories like extra rubber ear cups and a short ear bud cable extension for use with portable audio players [The locking 3.5mm connector won't work with a standard 3.5mm jack. — Ed.] The M3 transmitter is 1U tall and a half-rack-space wide; optional rackmount ears are included. The transmitter is connected to the console by means of separate left and right XLR/TRS combo connectors; also included is a L/R XLR throughput connection. The M3 front panel is simple. Its headphone output jack is flanked by a headphone volume rotary control. The channel/frequency controls are accessed through a series of menu button pushes and the accompanying Up and Down-arrow controls. The frequency display LCD screen is the centermost component of the transmitter.

The M3's receiver is a conventionally sized belt-pack, about the size of a pack of cigarettes. The receiver case is plastic and contains the 9V power source, centered display, and frequency controls. You can attach an external lavalier-

style microphone, allowing for personal control of ambient sounds [more on that later in the review]. The top surface contains L/R pan control, which is concentric to the volume control.

In Use

The M3 kit arrived just in time for me to employ it at a Daryl Worley concert, where our company was providing audio, lighting, and stage production. The show's monitor complement was a mixture of in-ear monitors for a few players and conventional wedges for the other players. I sent signal to the A-T in-ears by means of wiring the transmitter to an unused output of our Midas Sienna monitor console. I did insert an equalizer on the insert point of the master output of the chosen mix, much the same as you would for any wedge monitor or speaker for any monitor mix. Even ear buds sometimes require a little EQ to give them a nice edge.

I built my own mix to send to the transmitter, and I did so by using the supplied EP3 ear buds as the reference speaker, as opposed to a cue wedge. My first impression of the EP3 buds was “amazing.” They were comfortable, even with the supplied generic rubber cups; equally important, they sounded superb. The bass response was excellent, which is fairly unusual for ear buds. The midrange frequencies were crystal-clear, and the highs were sizzling but never splashy. I first inserted the outboard EQ and then bypassed it, repeating this process several times, ultimately deciding to leave the

TOOLS FOR CREATION

MICROPHONES
INTERFACES
MIXERS
RECORDERS



Visit Our SuperStore

420 Ninth Ave, New York, NY 10001

Drop by our SuperStore where you can handle the gear of your dreams. You'll find an oasis of competitively-priced stock, and unrivaled customer service with the most knowledgeable sales staff anywhere.

800-947-1182

Speak to a Sales Associate

With more than 30 years of renowned service, we continue to be "the Professional's Source." Our sales staff is made up of industry professionals with years of experience. Simply call, and a Sales Associate will assist you with all your individual needs.

bhproaudio.com

Shop conveniently online

198,000 products at the tip of your fingers. Quick searches and live support help you get everything you want and exactly what you need. Create an account, make a wish list, and sign up for our newsletter, all in our secure environment.



Subscribe to our free B&H catalog
www.bhphotovideo.com/catalog



The Professional's Source

Product Points



- ▶ Great-sounding ear buds with nice low-end
- ▶ Durable, solid construction
- ▶ Audience/ambient mic



- ▶ None noted

The Score: The M3 is a high-quality, very roadworthy IEM wireless system with excellent features.

EQ out of the signal path, as the EP3 ear buds sounded incredibly good without the EQ.

A great feature of the M3 kit is that it allows you to attach an optional lavalier microphone to the belt-pack receiver and clip it wherever you want; it gives the user the option of how to mix the ambient audience and stage volume to interlace that mix with your monitor mix. The side of the receiver has an 1/8-inch jack, and when optioned to do so, it allows you to send the ambient to the right side of the pan control and the actual monitor mix to the left pan, thus giving you the ability to balance the two sources at your own discretion.

I actually found this feature to be useful, because once the monitor engineer has installed the ear buds in his ears perfectly, it never fails that someone suddenly has 200 questions for him. I have always used a separate mic at the console with PFL on for that mic's channel; if others wish to talk to you, they can do so through the mic; the M3's A-T lav mic attachment eliminates that need. However, it's worth considering the downside of doing this: The lav mic picks up a fair amount of other ambient sounds during soundcheck, such as stage volume and backfire from the mains. [A-T notes that the receiver does have an external mute for its ambient mic. — Ed.] The belt-pack receiver can also scan the available frequencies, permitting you to easily link to a spare M3 transmitter that frequency group. The well-written M3

Fast Facts

Applications

Live, studio, audio for broadcast

Key Features

1,321 selectable UHF channels with automatic frequency scanning; up to 16 simultaneous systems per frequency band; personal mix, stereo, and mono receiver modes; volume and mix control of two independent signals at receiver; LCD information display; XLR loop output (true pass-through); adjustable squelch; multi-level limiter (defeatable); M3 ear buds with three rubber ear tips sizes plus ear-conforming foam tips; selectable auxiliary input.

Price

\$1,099 and \$799 list, \$799 and \$599 expected street (M3 and M2 kits, respectively). Replacement and additional accessories are available separately)

Contact


Audio-Technica | 330-686-2600 | www.audio-technica.com

manual gives the complete frequency chart for Audio-Technica IEM systems, allowing for a little advance info in rental applications.

Audio-Technica also supplied a model M2 in-ear rig, which has the same buds, the same receiver, but doesn't have the back-lit displays or the scanning capability of the M3 receiver. It's also a quality product and slightly less in price.

Summary

Audio-Technica has a winner with the M3. I found it to be a high-quality product that is very roadworthy with excellent features. I used the product on four of our own shows, and each time I was treated to a very pleasant listening experience. I recommend this product whether you are a musician or a monitor engineer.



AV Worship

PRODUCT & SERVICES GUIDE

From the publishers of *Systems Contractor News*, *Videography*, and *Pro Sound News*

THE SOURCE FOR ALL YOUR WORSHIP TECHNOLOGY INFORMATION

THE AV WORSHIP PRODUCT & SERVICES GUIDE

is your print and online resource for the technology and service producers you need to maximize your facility's AV system. The latest fully interactive issue has just been released, and is available as a FREE download by visiting: www.avworshipsystems.com.

DON'T MISS A SINGLE ISSUE

To subscribe to AV WORSHIP, visit www.avworshipsystems.com

To have your product or service appear in the next issue, contact Zahra Majma at (212) 378-0433 or zmajma@nbmedia.com.

NEW ISSUE NOW AVAILABLE IN PRINT AND ONLINE

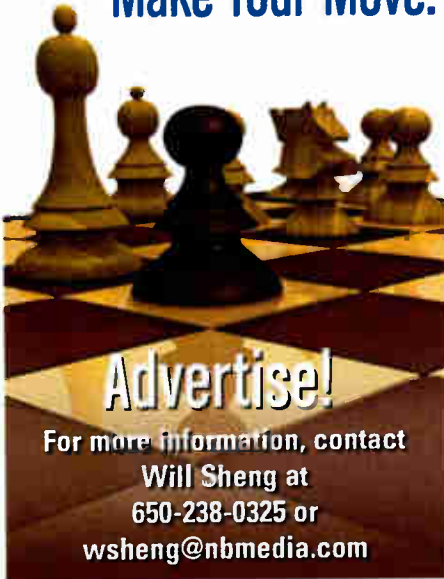
ACOUSTICS



AcousticsFirst™
Toll-Free Number: **888-765-2900**

Full product line for sound control and noise elimination.
Web: <http://www.acousticsfirst.com>

Make Your Move.




Advertise!

For more information, contact
Will Sheng at
650-238-0325 or
wsheng@nbmedia.com

CONTROL PANELS

CUSTOM PANELS

METALWORK



Custom panels in Aluminum, Steel, Stainless & Brass. Wide choice of finishes. Silk screened or engraved graphics. Custom wood mounting systems & desktop consoles.



PANEL AUTHORITY INC.

PHONE 815.838.0488

FAX 815.838.7852

www.panelauthority.com

EQUIPMENT

ALAN SMART COMPRESSORS



- C1, C2 & Multi-Channel Versions
- Smart 2 Tools - SSL to Pro Tools Interfaces
- Smart D.I. Boxes

All Exclusively Distributed by:
323-469-1186 • SunsetSound.com

adindex

9	API - Automated Processes, Inc	www.apiaudio.com	18	H.E.A.R	www.hearnet.com
2	Audio-Technica	www.audio-technica.com	13	Lectrosonics	www.lectrosonics.com/ASPEN
12	Auralex	www.auralex.com	43	Peavey Electronics	www.peavey.com
39	B&H Pro Audio	www.bhproaudio.com	15	PreSonus	www.presonus.com
31	Community Loudspeakers	www.communitypro.com	44	QSC Audio Products	www.qscaudio.com
8	D.W. Fearn	www.dwfearn.com	19	Rane	www.rane.com
29	Digital Video Expo 2009	www.dvexpo.com	10	Russ Berger Design Group	www.rbdg.com
7	DPA Microphones	www.dpamicrophones.com	33	Samson Technologies	www.zoomh4n.com
25	Euphonix	www.proaudioreview.com	21	Violet Design	www.violetusa.com
11	Full Compass	www.fullcompass.com	3, 23	Yamaha Commercial Audio Systems	www.yamahaca.com
4	Genelec	www.genelec.com	17	Yamaha Corporation of America	www.yamaha.com/livesound

“Know Your Enemy” — Green Day

Engineer's Diary:




Butch Vig

Green Day's highly anticipated *21st Century Breakdown* has exploded out of the gate, a critical and commercial success that builds on the themes of the band's preceding hit album, *American Idiot*.

For producer Butch Vig, success is very sweet: the May 15 release was the culmination of many, many months of work. "I'm pretty stoked," he admits. "It's my first No. 1 debut, at least in the U.S., which is pretty cool. I think the record's gonna have some legs. Fingers crossed, it's going to connect with people."

Vig and the band spent over six months in preproduction before cutting the album tracks in sequential order. "By the time preproduction was done, we'd worked on the songs so much that we had a sequence and pretty good-sounding demos," he recalls. "So when we went in to record, after getting sounds on things, it was a pretty fast process, because we knew what we were doing."



"Know Your Enemy," says Vig, was recorded in Studio B at Ocean Way in Hollywood. "We cut the song and let it sit for a couple of days," he explains. "We had the basic track and were getting ready to move on and cut another basic, and were like, 'Let's review and listen to it.' The track sounded amazing, but we felt like it was a little too fast, a little too hyper-sounding. There's a certain 'swing/pulse' thing that Green Day gets when they really

lock in. When we re-cut it, we got it in the first or second take. Just a little slower, and it just had more of a pulse to it.

"We made a very deliberate decision to not make the rough mixes sound too polished," Vig continues. "We'd do a little bit of editing if we needed to tighten things up, but most of the record is very analog in terms of how we recorded it. There's not a lot of digital manipulation. We made a conscious decision to try and record it, as much as possible, 'old-school,' with a really good-sounding analog chain.

"The song is so simple," Vig allows. "It reminded me of 'Street Fighting Man' when I first heard it: It's basically two chords, back and forth. Rather than add a lot of fancy parts or other riffs or counterpoint things going on, that's the main riff; we just made sure that riff sounded killer."

Song Facts

Single: "Know Your Enemy"

Album: *21st Century Breakdown*

Date Recorded: September 2008

Producers: Butch Vig, Green Day

Engineer: Chris Dugan

Mixer: Chris Lord-Alge at Mix L.A.

Mastering Engineer: Ted Jensen at Sterling Sound

Other Projects: Gish, Smashing Pumpkins; Nevermind, Nirvana; New Wave, Against Me!; All or Nothing, the Subways

Single Songwriter: Billie Joe Armstrong, Green Day

Mixing Monitors: Yamaha NS-10, Infinity Systems BU-2, M&K MPS-2510, Sony SZ-M1 Desktop MiniDisc System

Mixing Console: Solid State Logic G Series with all E modules

Vocal Signal Chain: [Billie Joe Armstrong] Telefunken|USA U 47, Chandler LDT-1, Retro Instruments 176, Apogee AD-16X; [Mike Dirnt] Telefunken|USA E1a M 251, Chandler TG Channel MKII, Retro Instruments 176, Apogee AD-16X

Recorder: Digidesign Pro Tools

VERSARRAY™

Innovations for the Most Challenging Live Music Productions

Rockstar® Mayhem Festival



Levitt Pavilion, Arlington, TX



Versarray line array sound systems used on:

MCGRAW8

StyleSelec & VIP Stages



ROCKSTAR ENERGY
MAYHEM
Festival



Jagermeister
MOBILE STAGE

Hard Rock
PARK

Sound engineers behind live music's most challenging productions choose the Peavey Versarray line array. Now introducing the new Versarray 212, a three-way line-array module featuring 16 neodymium drivers, four planar ribbon tweeters and 4,000 watts of peak power handling per cabinet to set a new benchmark for high-fidelity sound reinforcement.



INNOVATION. AMPLIFIED.

www.peavey.com/products/versarray/

World Radio History

1000 WATTS




Introducing K Series

Quite simply the most powerful, technically advanced, sonically accurate portable system ever created. And all at a price that's less than you're thinking.

You're about to change the way you think about lightweight powered loudspeakers. The K Series includes four models, each with 1000 watts of pure QSC power, extensive DSP like DEEP™, Intrinsic Correction™ and GuardRail™ and 15 more extraordinary, innovative, new features.

Visit your favorite QSC retailer to hear for yourself why the K Series is The New Standard in powered loudspeakers.

qscaudio.com



K12



K8

K10

KSub

K12 shown as monitor

K SERIES The New Standard

QSC

Passionate About Sound

© 2009 QSC Audio Products, LLC. All rights reserved. QSC, K and the QSC logo are registered trademarks of QSC Audio Products, LLC in the U.S. Patent and Trademark Office and other countries. DEEP, Intrinsic Correction and GuardRail are trademarks of QSC Audio Products, LLC.

World Radio History