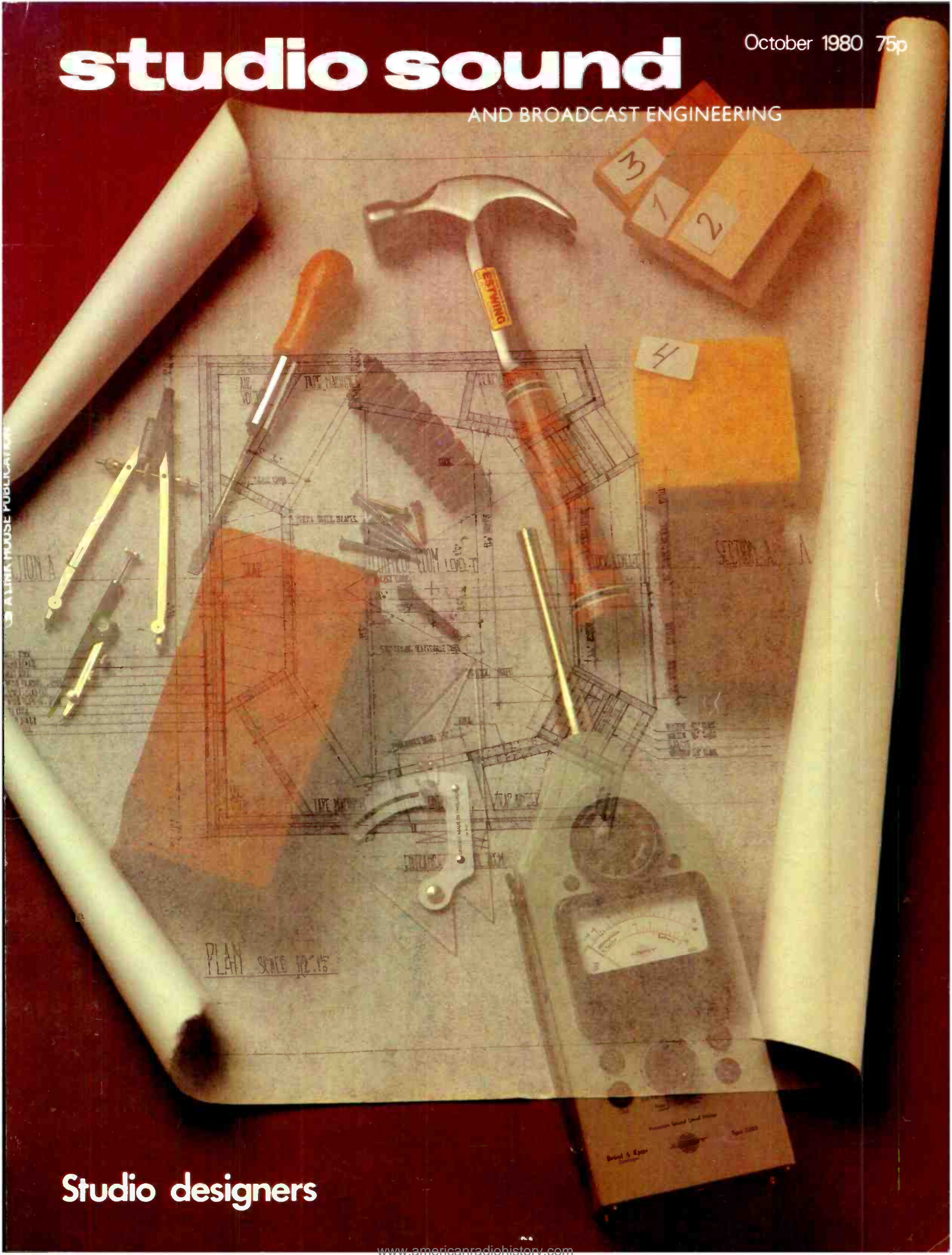


# studio sound

October 1980 75p

AND BROADCAST ENGINEERING



A LINK HOUSE PUBLICATION

PLAN SCALE 1/2"=1'

Orion & Kaye  
Precision Sound Level Meter  
Serial 1000

## Studio designers



# MIDAS the professionals' choice

Steven St. Croix with the 26 into 8-24 MIDAS Sound Recording Console he chose for his private studio. Steven, besides creating the Marshall Time Modulator,<sup>™</sup> is a respected musician and producer who has helped artists such as Stevie Wonder achieve their special sounds. Why MIDAS? Because MIDAS experience and design philosophy provide highest quality signal processing in a compact and rugged modular frame built to withstand years of use. Steven St. Croix is a professional. MIDAS is the professionals' choice.



MIDAS AUDIO SYSTEMS LTD David Solari, 54-55 Stanhope Street, Euston, London NW1 3EX Tel: 01-388 7060 01-387 7679  
MIDAS CANADA Bob Snelgrove, Gerr-Electro-Acoustics, 363 Adelaide Street, Toronto, Ontario M5A 1N3 Canada, Tel: 416-868 0528

**EDITOR**

ANGUS ROBERTSON

**ASSISTANT EDITOR**

NOEL BELL

**PRODUCTION ASSISTANT**

ANN HORAN

**CONSULTANT**

HUGH FORD

**SECRETARY**

WENDY MARSHALL

**ADVERTISEMENT MANAGER**

PHIL GUY

**PUBLISHER**

DOUGLAS G. SHUARD

**Editorial and Advertising Offices:**LINK HOUSE, DINGWALL AVENUE,  
CROYDON CR9 2TA, GREAT BRITAIN

Phone: 01-686 2599

International: +44 1 686 2599

Telex: 947709

Telegrams: Aviculture Croydon

© Link House Publications Ltd 1980

All rights reserved

*STUDIO SOUND is published on the second Friday of the preceding month.***SUBSCRIPTIONS***STUDIO SOUND is available on a rigidly controlled requested basis only to qualified personnel (see back page for terms of control), or for an annual cost of £11.60 to non-qualifying readers or where more than two copies are required in a studio or small organisation.*

UK Subscription cost £11.60.

UNITED STATES Surface mail subscription \$30,  
airmail subscription \$58.OVERSEAS Surface mail subscription £12.50, airmail  
subscription £24.**Change of address***All changes of address must be notified to our Poole address in writing, preferably including an old address label or at least the seven digit number on the address label together with the old address. We are unable to accept verbal changes of address.***All subscription and circulation enquiries to:**Subscription Dept, Link House Publications Ltd,  
Robert Rogers House, New Orchard, Poole, Dorset  
BH15 1LL, Great Britain.

Phone: 02013 71171.

Telex: 417109.

**US mailing agents:**Expeditors of the Printed Word Ltd, 527 Madison  
Avenue, Suite 1217, New York, NY 10022.CONTROLLED CIRCULATION POSTAGE PAID AT  
NEW YORK, NY**BACK COPIES***A limited number of back copies are available, 75p each.***BINDERS***Loose-leaf binders for annual volumes of STUDIO SOUND are available from Modern Bookbinders, Chadwick Street, Blackburn, Lancashire. Price is £3 (UK and overseas). Please quote the volume number or date when ordering.**Total average net circulation of 13,412 per issue during 1979. UK: 6,056. Overseas: 7,356.*

Printed in England

A LINK HOUSE  
PUBLICATION

# studio sound

## AND BROADCAST ENGINEERING

NEWS	28
STUDIO DIARY including Riverside; Sundragon; Zeus, Naples	36
BASIC STUDIO ACOUSTICS AND DESIGN Rupert Neve	44
DEVELOPMENTS IN RECORDING AND MONITORING ACOUSTICS—Andy Munro	50
SURVEY: STUDIO DESIGNERS AND CONSULTANTS	56
IBC EXHIBITION, BRIGHTON—A PREVIEW	66
BUSINESS	68
DESIGNING A PROFESSIONAL MIXING CONSOLE Part Two: Broadcast Consoles—Steve Dove	70
REVIEW: Hugh Ford Ampex ATR-124 multitrack tape recorder	80

Studio design has always been a personal affair, with there being many different schools of thought as to the 'perfect studio'. Many have tried, but possibly none quite as successfully as Tom Hidley—whether you personally like or dislike his designs is irrelevant, because at least they (and there are over 100 studios around the world bearing his trade marks) are all acoustically sufficiently similar to enable producers to work in different studios while being confident that their recorded product will always sound similar. Of course, whether it still sounds 'right' at home is another matter. But consultants do not come cheap, and many studio owners make use of less experienced designers—sometimes it works, sometimes it doesn't, and it is then often very expensive to correct, by a professional. One slightly peculiar aspect of consultants is that true architects are bound by their trade association rules which prevent them advertising their services—for instance the architect section of the *Yellow Pages* directories carries no advertising, only the free telephone numbers.

How to choose a consultant for a job is very difficult, but generally comes down to seeing previous examples of that firm's work. Thus in the survey this month, we have tried to indicate the names of the latest projects in different areas, which each firm was involved with. Unfortunately, the same studio names often appear more than once, from different companies, indicating that often several different consultants are used for various phases of the project—so do not assume that just because a consultant says he worked on a particular project, that he was necessarily responsible for it in entirety. Personal recommendation is really the most successful way to engage somebody that will shape (literally) your future.

This is the last issue for which I will bear blame, and from next month the task of writing this column will fall on Richard Elen, this magazine's new editor. Richard is already well known to the pro-audio business and can be found at most of our exhibitions (if you look in the right bar). He is currently editor of *Sound International*, our sister publication (on the other side of the office) and he can also often be found behind the consoles of local studios. I am not moving very far (two floors down), and now have responsibility for our new Special Projects department which is looking into new publication areas, and our Yearbooks in particular. The *Video Yearbook* is already well established, while the first new book will be the *Pro-Audio Yearbook*, to be published next March. Letters have already been sent out, but please check that your company has replied, or contact us immediately.

Other new Yearbooks planned for 1981 publication include one covering the theatre and live performance business and another for record companies including (amongst other sections), surveys of recording studios. So while Richard will be looking after *Studio Sound*, I shall still be very much in evidence, and will remain in contact with you.

Angus Robertson

Cover by  
Paul Burbridge and Ray Hyden.ISSN 0144-5944  
OCTOBER 1980 VOLUME 22 NUMBER 10



# AKG

ACOUSTICS



**reverb units . . . . . to all users of**  
**. . . to all users of reverb units . . .**

Do you know of a reverb unit, which is compact, small in size and weighs only 12 lbs?

Do you require such features and flexibility as are offered by complex and more expensive equipment?

Well, why don't you have a look at the new portable stereo reverb unit BX 5 from AKG? The BX 5 is based on the Torsional Trans-

mission Line Principle with parametric equalization and especially designed for use in small sound studios and broadcasting stations.

For more detailed information, please ask your nearby AKG Consultant Dealer.



AKG Acoustics Ltd.  
 191 The Vale, London W3 7QS  
 TF: 01-749 2042 (5 lines)  
 TX: 28938 (akgmic g)

Send this coupon for information about

- AKG products
- HEADPHONES
- MICROPHONES
- PICK UPS
- REVERB UNITS
- TIME DELAY UNITS

Name \_\_\_\_\_  
 Street \_\_\_\_\_  
 Town \_\_\_\_\_  
 Postcode \_\_\_\_\_

ADV 29/11/GB





# **OTARI**

## **Where quality stands alone**


Otari MX7800 8-track 1 inch recorder.  
£4490 + VAT.

Industrial Tape Applications Ltd., 1-7 Harewood Avenue,  
Marylebone Road, London NW1. Tel: 01-724 2497. Telex: 21879.

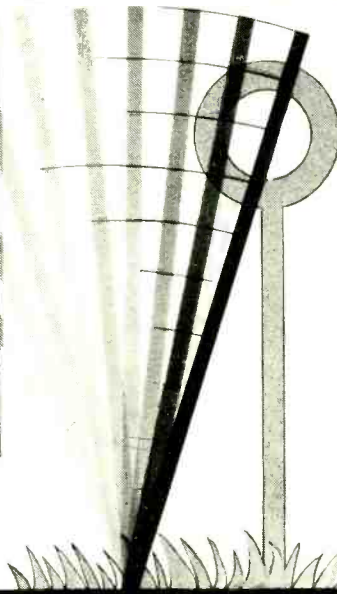


DIN 45406

# The fastest PPM-easily!



Soundex also make PPM's to other performance standards, please send for data.



If you have had difficulty sourcing Peak Programme Meters to meet DIN 45406, the fast European PPM standard, then Relax! The Soundex PPM 302 amplifier card and fast meter movement make it look easy. The scale reads from, -50dB to +5db, 0% to 180% including the red part of the scale and it's amazingly accurate. Our amplifier card is surely the smallest at only 54 x 70 mm and the cost won't finish you.

### Brief Specification

- Indicating range:** -50 dB to +5 db 0% to 180%  
0dB corresponds to 100%
- Accuracy:** Better than  $\pm 1$  dB between -5 and +5 dB at 1kHz and  $\pm 2$  dB between -40 and -5 dB at 1kHz
- Frequency response:**  $\pm 1.0$  dB between 30Hz and 15,000 Hz. Rolloff: at least 15 dB at 40kHz
- Attack:** -1 dB  $\pm 0.5$  dB after 10ms
- Decay:** 1.7  $\pm 0.35$ S to fall to -20 dB'
- Input impedance:** 10Kohms between 30 and 15,000 Hz.
- Sensitivity:** Variable
- Overshoot:** Complete System: Less than 1.0 dB
- Supply:** 20v to 30v D.C. 45 mA at 24V.



## Bulgin Electronics

One of the Bulgin Group of Companies

Soundex Ltd

Park Lane, Broxbourne, Herts. Tel: Hoddeadon 64455

ENGLAND: Future Film Developments 36-38 Lexington Street LONDON W1R 3HR

AUSTRALIA: R H Cunningham (Pty) Limited PO Box 4533 Melbourne VICTORIA 3001

CANADA: Gerr Electro Acoustics Limited 363 Adelaide Street East Toronto ONTARIO M5A 1N3

GERMANY: Bergmann - Skalen - Vertrieb Kralzstrasse 150 7534 Birkenfeld W Germany

FINLAND: Nores Oy PO Box 889 00101 HELSINKI 10

FRANCE: A S N Diffusion 86 Avenue du General Le Clerc Maisons Alfort

## AUDIO CONSOLES OF DISTINCTION

The M series — like the current M10/2 shown here — was first introduced eight years ago. Through well earned recommendations it has sold steadily since — a tribute to its inherent reliability and performance!

Supplied to Christian Broadcast organisations worldwide, hospital radio, film and T.V. production studios, B.B.C., theatres etc.

For example we have just supplied 10/2 and 24/8 mixers for the new sound system at St. Pauls Cathedral.

M10/2 and M16/2  
from £740 + VAT



**CHILTON**

**MAGNETIC TAPES LTD.**

Chilton Works, Garden Road,  
Richmond, Surrey, U.K.  
Tel: 01-876-7957



# UPGRADE YOUR STUDIO WITHOUT DOWNGRADING YOUR CASH FLOW



ITA's Penny Pinching Packages include the finest equipment and are now available for leasing. FROM £24 MONTHLY REPAYMENT PER £1000 BORROWED OVER A 4-YEAR PERIOD. Fill in the coupon for a quote on any equipment. Make money while you are saving it.

**4-track system from £1,362**  
**8-track system from £2,380**  
**16-track system from £7,600**  
**24-track system from £24,990**

Full studio design and installation service available

I am interested in leasing / purchasing (delete as applicable)

- 4-track
- 8-track
- 16-track
- 24-track

Name .....

Address .....

Tel No .....


**OTARI. AHB**  
**itam**

**SOUNDCRAFT**  
 ELECTRONICS LIMITED

**ITA**

ITA, 1-7 Harewood Avenue, Marylebone Road, London NW1. Tel: 01-724 2497. Telex: 21879.





# fact: the SC39 Series meets all the unique demands of professional cartridge users

- Broadcasting
- Recording
- Disco
- Transcription and other professional uses

**The Professional Challenge:** Undistorted playback, even of the toughest-to-track, "hottest" recordings.

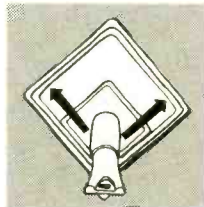
**The SC39 Solution:** The Shure-designed shank structure and bearing assembly gives trackability up to and beyond the theoretical cutting velocities of today's recordings. Frequency response is essentially flat across the audio spectrum, optimized for professional applications.

**The Professional Challenge:** Day-in, day-out rigours of slip-cuing, backcuing, and the inevitable stylus abuse that comes with the job.

**The SC39 Solution:** The internal support wire and special elastomer bearing ensure stable and accurate backcuing without groove jumping. This, plus the following exclusive features, protect the SC39 from accidental stylus damage.


## SIDE-GUARD Stylus Deflector

A unique lateral deflection assembly prevents the most common stylus damage by withdrawing the entire stylus shank and tip safely into the stylus housing before it can be bent.



## FLIP-DOWN Locking Stylus Guard

The exclusive lever-operated, locking stylus guard gives the stylus tip positive protection when not in use. With the flip of a lever, it snaps out of the way, and positions a highly visible cueing aid.



**The Professional Challenge:** Prolonged record (and lacquer master) playability without objectionable noise buildup.

**The SC39 Solution:** A unique Shure MĀSAR™ stylus tip is designed to minimize noise and cue-burn on records. Tests on lacquer masters show that the noise level on a record played repeatedly with an unworn Shure MĀSAR tip is significantly below that of a similar disc played with an unworn conventional stylus. The SC39 also reduces noise buildup on 45 rpm records made from reprocessed or substandard vinyl.



**The Professional Challenge:** A multiplicity of different applications, which no one cartridge can satisfy.

**The SC39 Solution:** The SC39 Series consists of the following three cartridges for every professional and high fidelity application:

Cartridge	Stylus tip	Tracking force	Applications
SC39ED	Biradial (Elliptical)	3/4—1-1/2 grams	High fidelity, or where light tracking forces are a consideration. Transcription, recording lab, playback of lacquer masters, high quality broadcast.
SC39EJ	Biradial (Elliptical)	1-1/2—3 grams	Where heavier tracking forces are required. AM broadcast, disco.
SC39B	Spherical		

## The SC39 Series Professional Pickup Cartridges



Shure Electronics Limited, Eccleston Road,  
Maidstone ME15 6AU, Telephone: (0622) 59881



# 8 TRACK SENSATION!



For a limited period, ITA offer an unbeatable 8-track package 24% below normal price list.

ITAM 806 8-track recorder, inc. wide range Varispeed + Studiomaster 16 X 4 Mixer, with Direct Outputs.

**£2600**


+VAT

**itam** + *Studiomaster*

**ITA** 1-7 Harewood Avenue, Marylebone Road, London NW1.  
Tel: 01-724 2497. Telex: 21879.



# A STATE OF THE ART CARTRIDGE MACHINE



---

Audiopak A2 and Stereo-phased AA3's available ex-stock.

---

Unique pinch roller system mechanically solves tape skewing problems and its alignment is unaffected by pinch roller pressure or wear.

Crystal controlled DC motor with ceramic shaft.

Fast forward and audio muting are standard.

Phase linear record equalisation gives better square wave and transient response.

Illuminated PPM's (VU's optional).

NAB/CCIR equalisation.

Built-in test oscillator.

Large front panel timer.

150 Hz and 8 kHz cue tones are standard.

Any combination of cue tones may be recorded and detected simultaneously.

Cue track erase.

**JOHN A. STEVEN** *Professional Recording Equipment*

4 CRESCENT DRIVE SHENFIELD ESSEX CM15 8DS Tel: BRENTWOOD (0277) 215485 Telex: 995701 INTCOM G REF 197



# SYNCON

## Logic and Music in Harmony

It is a fact that many medium priced consoles use ungraded VCAs and ICs resulting in signal degradation and unpredictable performance. Syncon uses top quality discrete circuitry on interchangeable cards which allow not only instant replacement but future upgrading.

Sophisticated PCB design has virtually eliminated hardwiring making Syncon not

only cost effective but incredibly reliable and serviceable, an important factor for studios without resident 'boffins'.

Add to this a superb status, routing and grouping system enabling 28 tracks or effects to be mixed through 14 stereo subgroups and you have a very logical alternative to the headaches of cut price automation.

### SYNCON FEATURES

- 28 Input output capacity.
- 24 Track monitor.
- Quad mixing.
- Autosolo.
- 6 Auxiliaries.
- 2 Stereo and quad echo.
- Master and channel status switching.
- 26dB Output.
- Parametric eq.
- 3 Module inserts.
- Producer's desk and patchbay.
- Price range \$20,000-\$30,000.




Made in England by:  
ALLEN AND HEATH LTD.  
Pembroke House  
Campsbourne Road  
London N.8.  
Tel: 01-340 3291

**AHB**  
ALLEN AND HEATH BRENNELL LTD.

**audiomarketing ltd**  
Glenbrook Industrial Park  
Stamford, Connecticut 06906  
U.S.A.  
Tel: (203) 359 2312



# Custom built studio? Call the professionals.



## BRENELL MINI 8

A truly professional machine within the reach of anyone seriously considering 8 track. I.C. logic transport control, sync facilities, silent drop in/drop out record functions, and everything that makes this 1 inch machine probably the best value for money on the market.




## REVOX B77

The ideal mastering machine for the small studio giving really excellent results at a reasonable price. And for those who want to go even better we also stock the Revox A700.




## TEAC A3440

The new four channel machine replacing the famous A3340S. Now with even more facilities: — I.C. logic control, built-in pitch control, improved function select layout with auto sync for silent drop ins/drop outs, and a new monitor select system for easy monitoring in any mode direct from the tape machine.



## TEAC 80-8

The 1/2 inch 8 track for the budget conscious studio. Giving high quality at a very reasonable price. The 80-8 has all the facilities normally associated with a machine of this calibre. And with the optional DBX unit gives excellent results.



## A&H MODEL III

The high quality modular mixer for the quality 4, 8 or 16 track studio. Available in virtually any configuration up to a maximum frame size of 24/8. This mixer is available together with the Brenell Mini 8 at a special package price.



## ALICE 12-48

The quality mixer for the 4 or 8 track studio. 12 inputs (16 input version also available) 4 outputs but wired for 8 track recording and monitoring. The standard model includes line up oscillator, talk-back and 48V phantom powering. Long throw conductive plastic faders available to special order. All in all a high quality mixer with all the facilities needed at a very reasonable price.



## JBL MONITORS

We can supply the full range of JBL Monitor speakers from the small 4301 broadcast monitor; the 4311, popular with the smaller studio, through to the 4343 for more critical monitoring purposes.


# REW

**REW Professional Audio 114/116 Charing Cross Road  
London WC2. Tel:01-836 2372/7851**



# REW

## Introduce the first 15in x 18in. Studio



Now you can have the essential functions and flexibility of multitrack recording in one compact, self contained unit. It's called the Model 144 Porta-Studio and it lets you record basic tracks, overdub in sync and remix to stereo. On standard cassette tape.

TEAC engineers created a totally unique format for Porta-Studio. Four tracks in sync on cassette tape at 3 3/4 ips. It's fast, simple, reliable and economical. Rehearse on it. Learn on it. Create on it. Just plug in a microphone or instrument and go to work on it.

Porta-Studio's versatile 4x2 mixer section gives you mic/line/tape switching, trim control, high and low EQ, fader, pan and Aux Send for each input. The failsafe group switching matrix lets you record on up to two tracks at the same time. And there's a master fader that gives you overall level control during recording and mixdown.


The full-logic cue system in Porta-Studio lets you hear everything you're

doing all the time. Input and tape cueing, monitoring for recording or mixdown are all available. And every signal can be metered. Coming or going.

Porta-Studio's drive system is built specifically for the rugged needs of multitrack recording. Transport controls are all solenoid-operated for faster, easier switching. And you get a built-in variable speed control that lets you add special effects, fix a flat note or solve timing and cueing problems.

You can work with Porta-Studio using nothing more than headphones. Or send the output through your home audio system. You'll also find the patch points and controls that let you use Porta-Studio with equipment like echo or delay units, equalizers and additional mixers.

Come in to REW for a demonstration of the very affordable Porta-Studio. Nothing else in the world puts so much multitrack function into a small package.



## The Total Package

If you are considering a multitrack system or updating an existing studio, Lake Audio offer a comprehensive range of studio equipment. We specialise in supplying the Total Package, which can be tailored to your exact requirements. We offer studio design, consultancy, installation, service and excellent prices.

### Packages

We specialise in supplying the Total Package whether your requirements are for an audio visual system, broadcast or production studio or a complete multitrack installation, no matter how small or large, Lake Audio will be able to assist you in selecting the correct components for your system.

### Mixers

Our range of mixers is vast, from a modest 12 into 2 to 24 track professional consoles, the list includes Alice, Allen & Heath, Fleximix, HH, MM, RSD, Studiomastrer and Soundcraft.

### Tape machines

The Revox B77 is probably the most popular studio mastering machine and we can supply all versions of this versatile machine. Multitrack machines include Teac 3440, Tascam 80/8 complete with DBX, Brenell Mini B Soundcraft SCM series and Lyrec.

### Microphones

We supply AKG, Beyer, Calrec, Neuman, Shure and Pearl.

### Audio processing

The range available is vast, so we choose to stock only those products we believe are the best such as MXR, Flanger/Doubler, D.D.L., Graphics and Pitch Transposer, these are just some of the products making MXR a leader in the field. We also stock Audio and Design Recording, Scamp racks, etc.

### Monitoring

JBL and Tannoy supply most of the world's monitor speakers but no studio is complete without a pair of Auratones. Monitor amplifiers include Quad 405, 303, HH TPA and MOS FET Turner and Amcron.

### Accessories

We have large stocks of many accessories, including Ampex 406/407 tape and Grand Master, all lengths of Ampex cassettes, EMI splicing blocks, leader tape, D.I. boxes, track sheets etc.

### Mail Order

Our fast efficient delivery service is available to anywhere in the UK. Just phone or write for a quotation on the equipment you require.

## Lake Audio

Lake Audio Consultants  
33 Church Street  
Rickmansworth  
Hertfordshire WD3 1DH

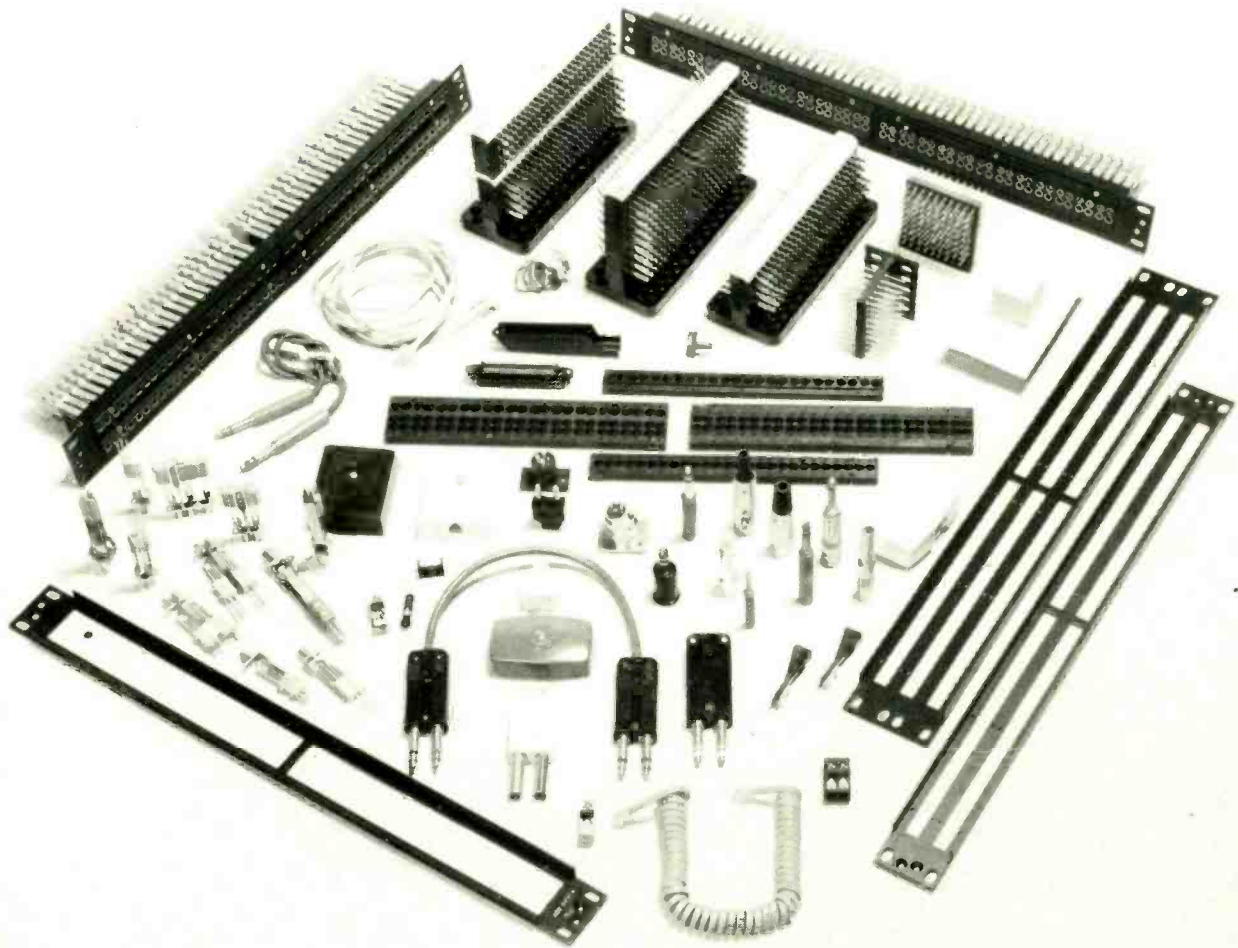
If you would like to know how Lake Audio can help you, telephone us on Rickmansworth (092 37) 70488

Send now for your copy of  
THE 'TOTAL PACKAGE'


REW Professional Audio 114/116 Charing Cross Road,  
London WC2. Tel: 01-836 2372/7851

# If you need Jackfields

Jacks, Plugs, Panels, Patch Cords and Cables



WHY NOT TALK TO THE  
SPECIALISTS?



To: C.A.E. LIMITED  
70/82 Akeman Street, Tring, Herts. HP23 6AJ

Please send us a copy of your current catalogue

Name .....

Company .....

Position .....

Telephone .....

Address .....

.....


.....

C.A.E. LIMITED, 70/82 Akeman Street, Tring, Herts. HP23 6AJ. Telephone: Tring (044 282) 4011 Telex: 825876  
STUDIO SOUND, OCTOBER 1980



# How Do You Get Real Aural Excitement For Under \$30 A Minute?

## Real Apex.



The Apex Aural Exciter™ gives you a sonic realism obtainable by no other means. And now, for the first time, and in response to your repeated requests, the Apex Aural Exciter is available for purchase as well as rental. If what you're looking for is just a bright high end, get it with EQ — but if you want the kind of true spatiality, detail and presence that producers of over 4000 albums have insisted on, do what they did: get *real* aural excitement. Get Apex.



**Apex West**  
7801 Melrose Avenue  
Los Angeles, CA 90046  
(213) 655-1411 TWX: 910-321-5762

**Apex Licensees**  
**Apex Audio Systems UK Ltd.**  
35 Britannia Row  
London N18QH England  
Telephone: 01-359 5275/0955  
Telex: (851) 268279 (BRITRO G)  
**Apex Chicago Ltd.**  
(312) 975-8117  
**Apex Audio Systems Australia, Pty. Ltd.**  
(Sydney) Tel: 212-4920  
TLX: (790) AA24035

**Apex Benelux**  
(Brussels) Tel: (02) 345 44 44  
TLX: (846) 26409 (TEMBEL B)  
**Apex Brazil**  
(Rio de Janeiro) Tel: 266-5117  
TLX: (391) 1121008 (XPSPCBB)  
**Apex Audio Systems Canada, Ltd.**  
(Toronto) Tel: (416) 363-8138  
TLX: 062225500 (OCTOTOR)  
**Apex Denmark**  
(Copenhagen)  
Tel: (01) 59-1200

**Apex France S.A.R.L.**  
(Paris) Tel: 251-4995  
**Apex Germany, GmbH**  
(Frankfurt) Tel: (0611) 55 65 66  
TLX: (841) 414073 (ROCK D)  
**Apex Hawaii, Ltd.**  
(Honolulu)  
Tel: (808) 521-6793  
TLX: 7430148 (SOUND)  
**Apex Israel**  
(Tel Aviv) Tel: 232-143


**Apex Italy**  
(Bologna) Tel: 051-76 66 48  
TLX: (843) 511361 (BAUER 1)  
**Apex Japan, Ltd.**  
(Tokyo) Tel: (03) 253-9022  
TLX: (781) 222-7097 (APXIEH)  
**Apex Midlantic**  
(Washington D. C.)  
Tel: (202) 363-1228  
**Apex New York, Ltd.**  
(West Orange, New Jersey)  
(201) 736-3422 (212) 964-7444  
TWX: 710.994.5806  
(APHEX LTD WOGF)

**Apex Norway**  
(Oslo) Tel: 14 93 71  
**Apex Philippines**  
Tel: 704-714  
TLX: (722) 23071 (JMGPB)  
**Apex South, Inc.**  
(Nashville)  
Tel: (615) 327-3133  
**Apex Spain**  
(Madrid) Tel: 267-5222

**Apex Systems (Suisse) SA**  
(Le Mont-Sur Lausanne)  
Tel: 021/33.33.55  
TLX: (845) 24107 (VOGUE CH)  
**Apex Texas, Ltd.**  
(Dallas) Tel: (214) 351-6772  
**Apex South Africa**  
(Johannesburg)  
TLX: (960) 8-2440 S.A.

## With the Dolby system, the sound can match the picture.

A great deal is happening these days to improve the quality of television audio. New distribution methods such as diplexing, new post-production techniques for laying down sound-tracks without having to re-record them repeatedly on VTRs, the reality of stereo TV audio in some countries — these factors and more are combining with the growing audience sensitivity to good sound to put a new emphasis on television sound quality.



These modules are designed for incorporation into existing Ampex and Sony 1" Type C video tape recorders. Installation takes as little as 20 minutes utilizing a flexible printed circuit board interface provided with each module.

higher frequencies), without audible degradation of the original signal. It reduces hiss, hum, rumble, the effects of multiple-generation re-recording — *all* noise not part of the original signal. It reduces print-through, even years later. It can reduce distortion by permitting the use of lower record levels. And Dolby noise reduction is the key to taking full advantage of the wider frequency range now increasingly being provided in the rest of the TV audio chain.

Since its introduction 15 years ago, Dolby noise reduction has become universally accepted for quality audio tape recording, both professional and consumer. It is also regularly used to improve the audio quality of VTRs in several European countries. Just ask any professional audio recording engineer about the benefits of the Dolby system, or contact us for full technical information. Let us help you in your efforts to provide television sound which matches the television picture.

However, a major bottleneck remains: noise. The better the rest of the studio and distribution chain becomes, the more the noise from the audio tracks of VTRs limits the ultimate fidelity of television sound. The audio signal-to-noise ratio of 2" quad machines is typically worse than 50 dB, while the specs for the new generation 1" machines are typically 52-56 dB. That kind of performance is not as good as many consumer audio tape recorders, and unless improved, may always keep television sound in second place to the high fidelity color picture.

Dolby noise reduction is the proven way to break the noise bottleneck, here and now. It provides 10 dB of noise reduction (rising to 15 dB at

**DD Dolby®**

**Dolby Laboratories**


'Dolby' and the double-D symbol  
are trademarks of Dolby Laboratories

731 Sansome Street  
San Francisco CA 94111  
Telephone (415) 392-0300  
Telex 34409

346 Clapham Road  
London SW9  
Telephone 01-720 1111  
Telex 919109

S80/2361/2722





# THIS NEW GENERATION CARTRIDGE MACHINE FROM ITC ALMOST SPEAKS FOR ITSELF.

There's been much talk about reel-to-reel quality from cartridge machines. Unfortunately, most of it turned out to be hot air.

But now it's a cold fact with Series 99 from ITC, the world's leader in cartridge machine technology.

With 19 patents pending for both electronic and mechanical innovations, it's no wonder that ITC's Series 99 sets new standards.

For sheer quality of sound.  
For greater operator convenience.  
And for simplified maintenance.

If you want to hear the

cartridge machine that virtually speaks for itself, write now for a few words on the subject to F.W.O. Bauch Limited.

International Tapetronics  
Corporation  
2425 South Main Street,  
Bloomington, Illinois 61701, USA



## F.W.O. Bauch Limited

49 Theobald Street, Boreham Wood, Hertfordshire WD6 4RZ  
Telephone 01-953 0091, Telex 27502



# turnkey mix

## 5 STUDER 24 TRACK'S DELIVERED

The Soundcraft 1624 is the most sophisticated mixer in its price range. The Studer A80 twenty four track is the most reputed, and now at revised prices offers the best value in the market. Put them together and you have a package set for the eighties. Our experience of both private and commercial installations enable us to tailor this package to your exact requirements. Prices start from around £30,000. Call Andrew Stirling on 01-440 9221 for full details.

## SLUMP SALE

Some ex-demo, oddball and slightly damaged items available once only, on a first come, first served basis:

ASC 15ips 2/tk (again)	£299
DBX 163 Limiter	£93
TEAC CX210 Cassette	£90
2 Bose 802 Speakers	£473
Stands for above	£128
S500D transport case	£56
RSD 16x4 flight case	£48
Patchbay, 2x24 way	£68
KM Cable Drum	£26
KM Medium boom stand	£23
KM L/Weight boom stand	£18
TEAC Model 1 mixer	£35
Wollensak copier 2770	£1098
Wollensak copier 2772	£1055
Ashly stereo para. eq.	£276
Ashly mono comp/lim	£146
SHURE Promaster, from	£95

Prices are exclusive of VAT and delivery, please call for full details.



## THREE WAY CUBE

Apart from supplying these mighty midgets for free standing use, we can also provide a swivel bracket for console or wall mounting, and a steel adaptor ring that fixes the speaker to a mike stand. These micro monitors are finding their way into every major studio. Spread the word!


## SHORT TAKES

**IVIE** Analyser now available for hire from T2 . . . . **Regal** Recorders in Hitchin opens for 24 track business . . . . we present the 'Best emergency programming' award at local radio luncheon . . . . **Dave** Whittaker previously of AHB joins us as Technical Coordinator . . . . **Major** Broadcasting company makes a blindfold test and chooses GBS reverb from all competition . . . . **free** demo record available now . . . . we install a state-of-the-art system at **Prosound** show . . . . **development** of Turnkey monitor nearing completion . . . . **bulk** tape scheme now operating . . . .



## PORTASTUDIO

At last - TEAC'S long awaited PORTASTUDIO. No bigger than a normal cassette machine, this remarkable unit is a four channel mixer and simul-sync recorder in one. Add a microphone and a pair of headphones and you can make four track demos immediately. Available now.



## MIKE BOX

We now have a range of exclusive wall or cable mounting connector boxes. The standard type takes 8 female XLR's and 4 jacks, the large version is exactly twice that, and the two smaller boxes accept 2 jacks or XLR's respectively. All types have back and side cable entries and fixing holes, and are available with or without connectors.



## ADVANCED AUDIO DESIGNS DDL

New from America, this processor makes full band delays up to 250mS available in 1mS steps. A front panel digital display shows the programmed delay and full footswitch remote functions are available. As well as normal delay effects, (enhanced by a feedback control) the circuitry allows effects such as flanging, pitch alterations, frequency modulation and infinite repeat hold. Exclusively from Turnkey.



## CABLE BREAKTHROUGH

A conductive plastic sleeve replaces the normal wire braid in the remarkable 6527 range of cables. Not only is this wire lighter and more flexible, but also screening properties are increased a hundredfold. Available in the ten resistor code colours, by the meter or the drum.


## ANNIS MAGNET-OMETER



It works somewhat like a compass, but tells you when. Put it next to a tape head, guide or capstan, and you get an accurate reading of the residual magnetic field. The scale is accurately calibrated, 5-0-5 Gauss, and an extension probe for awkwardly positioned heads is available. Exclusively from Turnkey.

## 12 by 2 SPECIAL

We have acquired a batch of quality branded stereo recording or PA mixers. Each channel has wide range mike or line inputs, insertion points, four band eq, and two auxiliaries. The output section features echo returns, VU metering and powerful headphone monitoring. A snip at £360.00 plus VAT.



## TEAC 32-2

As predicted in the last Mix, Teac's new stereo mastering machine proves to be a winner. Switchable NAB/IEC equalisation, varispeed, big VU's, motion sensing and a closed loop type tape path all contribute to its success. What's more, it's priced well below the competition.

## GREEN BOOK

Much more than a catalogue, the new "Turnkey by Mail", 28 page book includes hints on setting up a studio, choosing equipment, and other practical advice. Call or write for a copy or use the reply coupon in the September issue of Studio Sound.

All the products that we sell can be bought using Access or Barclaycard/Visa. Order by phone for fast delivery. Call or write for a copy of our new "Turnkey by Mail" catalogue or visit our demonstration room in North London during normal office hours. Our business is helping you with yours.



**Turnkey.**  
8 East Barnet Road,  
New Barnet, Herts., EN48RW.  
Phone 01-440 9221  
Telex 25769



The Neumann reputation for quality and reliability in condenser microphones has remained unsurpassed since the 1920's.

Half a century later, Neumann are still the first choice.

The extensive Neumann range now includes the KMR82 shotgun, the U89 and the USM69 stereo microphone.



Audio Export Georg Neumann & Co. GmbH  
D - 7100 Heilbronn Fleinerstrasse 29 West Germany



## **F.W.O. Bauch Limited**

49 Theobald Street, Boreham Wood, Hertfordshire WD6 4RZ  
Telephone 01-953 0091, Telex 27502

# Alice 12-48

12 or 16 input channels each with balanced mic. input, separate line and re-mix input, pre-fader insert jack, 3-band equaliser with in/out switch, direct post-fader output, 3 aux. sends.

Four mixing groups with multiple outputs for 8-track and stereo machines.

Full 8-track monitoring with eight illuminated VU meters, individual A/B, level, pan, monitor echo and sync. fold-back. Separate stereo B-check selector for mix-down monitoring. Line-up oscillator, talkback with integral microphone, 48v phantom power standard.

Long-stroke conductive plastic faders optional.

or direct from

**Alice** (STANCOIL LTD)

ALEXANDRA ROAD, WINDSOR, ENGLAND. Telephone: WINDSOR 51056/7 Telex: AEGIS G 849323


**STUDIO FACILITIES  
BROADCAST QUALITY  
BUDGET PRICE**



Now at  
**R.E.W. Professional  
Studio Equipment Services  
Music Laboratory  
Turnkey**

**OVERSEAS**  
**Australia**  
Rank Electronics Pty Ltd.,  
Chatswood, N.S.W. 2067.  
Tel: 406 566  
**Greece**  
Audiolab Hellas, Athens.  
Tel: 8225 222, 8226 860

**Holland**  
Audio-Electronics,  
Risksstraatweg 125a, 1115 An  
Duivendrecht. Tel: 020-990430  
**New Zealand**  
Magnetic Products Ltd.,  
Auckland 2. Tel: 760 607  
**Singapore**  
Turnkey Services Co., Singapore  
0922. Tel: 7345736



# we're moving

in all the right directions

## to even faster service

S.E.S. has a reputation for fast and personal service in supplying the right equipment for studio installations. Now with improved premises and facilities our supply and installation functions will be even more efficient — and that goes for our 'same day' service too. We hold stock from over 25 leading manufacturers plus a full range of accessories.

Our stocks include AKG, Alice, Allen & Heath, Ashly, Auratones, Beyer, Brenell, Formula Sound, Furman, JBL, Keith Monks, MXR, Neal, Quad, Revox, Sescam, Sonifex, Spondor, Tannoy, Tascam, Teac, Technics and Uher.

We can therefore select the right 'package' for your needs, without bias.

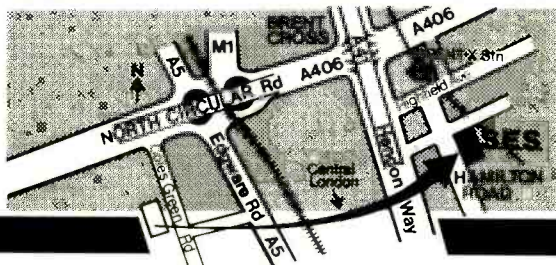
Please telephone for our brochure and price list.

## to larger premises

From July 1st 1980 our new premises become operational. We're not moving far but for the better.

We'll have more room, better facilities, larger and more comprehensive stocks. You are welcome to call at any time and test equipment in our demonstration studio.


**Our new address: 100 Hamilton Road, London NW11  
Telephone: 01-458 9133 Telex: 87515 WISCO G**



# Studio Equipment Services Limited

100 Hamilton Road, London NW11  
Telephone: 01-458 9133  
Telex: 87515 WISCO G





# Studio or live- the effect's the same.

Lexicon Prime Time offers professional quality delay with special effects.

A completely self-contained unit, its features include:

- Two independently adjustable delay outputs.
- Up to 2-second delay for special effects.
- Flanging, doppler pitch shift, vibrato.
- Repeat hold functions.
- Remote control for all dynamic functions.
- Complete independent mixing for delay and reverb processing.


The Lexicon 93 Prime Time Digital Delay Processor provides unparalleled quality both live and in the studio.

It combines simplicity of use with versatility and flexibility, allowing creative innovation.

For more information on Lexicon Prime Time contact F.W.O. Bauch Limited.

## lexicon

Lexicon, Inc., 60 Turner Street, Waltham, MA 02154 (617) 891-6790



### F.W.O. Bauch Limited

49 Theobald Street, Boreham Wood, Hertfordshire WD6 4RZ  
Telephone 01-953 0091, Telex 27502

# STUDIO EQUIPMENT FOR TODAY- AND TOMORROW

AMS equipment is to be seen in the best studios in the World-studios who have had the foresight to reject today's gimmicks, recognising them as a source of tomorrow's spare parts. AMS equipment is designed to the high quality standards that will be required for studios of the mid 80's and beyond, and is fully expandable to allow the newest effects to be added to even the most basic system whilst retaining the exceptional specifications of 18 kHz bandwidth, 90 dB dynamic range and distortion of a miserly 0.025% on all functions. Figures that pull in the business far better than gimmicks.

AMS achieve this by harnessing the very latest technology to the traditional values of good, solid engineering design.

At this stage, we feel we ought to point out the catch-you won't be able to buy a second-hand piece of AMS gear. And it is quite expensive new. Which means that not everyone can own one...

But then that's life.

**CALL US TO-DAY FOR A DEMONSTRATION IN YOUR OWN STUDIO**

## THE PRODUCTS:


DMX 15-80 Digital Delay Line.  
Options:  
Up to 4 seconds delay at  
18 kHz bandwidth.  
Pitch Change Module.  
Full Remote Interface.  
Modular Reverberation Module  
(available shortly).  
DMX 15-80S Stereo Delay Line.  
DM-DDS Disc Mastering  
(preview) Delay Line.  
16 Bit Sampling, 27 kHz Bandwidth.  
DM2-20/28 Twin Channel  
Analogue Flanger / Autopanner.

## THE DISTRIBUTORS

U.K. : AMS, Head Office, Burnley.  
U.S.A.: Quintek Distribution Inc.,  
North Hollywood, L.A.  
SPAIN: Singleton Productions,  
Barcelona.  
CANADA: Octopus Audio, Toronto.  
NORWAY: PRO Technic A/S Oslo.  
SWITZERLAND: ABQ, Zurich.  
FRANCE: Studio Equipment, Paris.  
HOLLAND: Delcon, The Hague.  
BELGIUM: T.E.M. / A.S.C., Brussels  
DENMARK: Sweet Silence,  
Copenhagen.  
W. GERMANY: Elmus GmbH, Berlin

# We're With Tomorrow

Advanced Music Systems, Worsthorne Village, Burnley, England.  
Telephone 36943 & Telex 63108







"The original A77 had set a standard by which I have judged other domestic and semi-professional recorders for many years. It is now clear that the new B77 sets a new standard not easily surpassed at its price"

Angus McKenzie (March 1978)

# REVOX

For the full story contact F.W.O. Bauch Ltd., 49 Theobald St., Boreham Wood, Herts. WD6 4RZ

# INTERESTED IN E.N.G. MIXERS?



CALL THE EXPERTS AND  
ASK FOR DETAILS OF THE  
**NEW AD 060**

## Audio

Developments

Hall Lane, Walsall Wood

WALSALL, W. Midlands, WS9 9AU

Telephone: Brownhills 5351/2/3 (STD Code 05433)

Telex: 338212 Audio

TV studio sound  
systems too!



Radio Studio Projects -  
We system design,  
manufacture and  
install

Radio  
Studio Projects

**audix**

Audix Limited, Station Road, Wenden, Saffron Walden, Essex CB11 4LG  
Telephone Saffron Walden (0799) 40888 Telex 817444






# IMAGINE A STUDIO WITHOUT AN EMT PLATE.

We can! EMT digital reverberators are judged by experts to be subjectively superior in sound quality, even to the renowned plate and famed foil.


The EMT 250 offers numerous facilities, including the first reflection delay selectable decay characteristics.

The EMT 244 is a compact



microprocessor reverb-only system.

They can even be made to sound like a plate!



**EMT FRANZ GmbH**

Postfach 1520, D-7630 Lahr, Tel. 07825-512, Telex. 754319. Franz D

**F.W.O. Bauch Limited**

49 Theobald Street, Boreham Wood, Hertfordshire WD6 4RZ  
Telephone 01-953 0091, Telex 27502

## POWER AMPLIFICATION BY MUSTANG

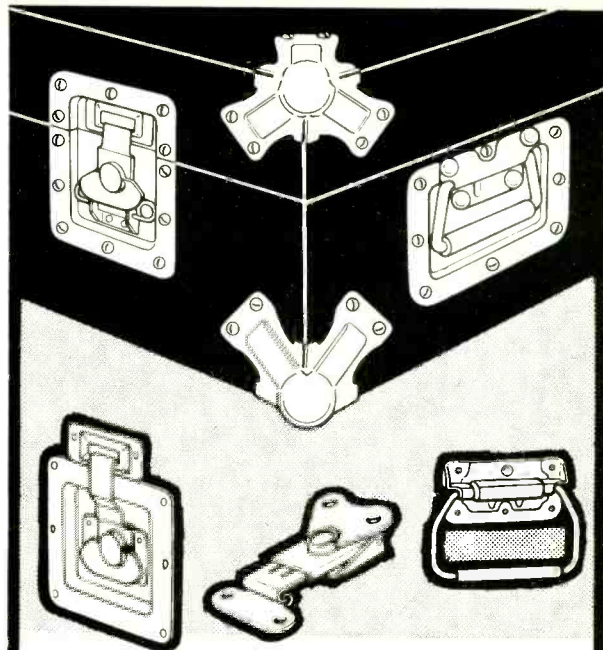


Our SS.100 and SS.50 are economical amplifiers with outputs of up to 175 and 100 Watts RMS into 4-16 ohms, typical THD figures being 0.1%, slewing rate  $> 10\text{v}/\mu\text{s}$ , noise  $> 90\text{dB}$  down, zero level input, and full electronic protection. Considering these points with their proven reliability and robust construction, plug in output transistors and driver board, optional balanced input and 100V line output, and virtually ex stock despatches we reckon we take some beating! Contact us now for the full technical specifications.

Manufacturers of mixers, integrated mixer amplifiers and slave amplifiers, studio power amplifiers, transformers, lighting control equipment and cabinets for the home and export markets. Contact us for full illustrated technical brochures.

## MUSTANG COMMUNICATIONS

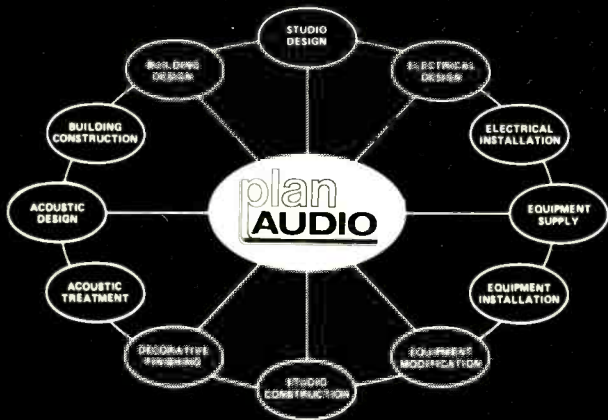
Eastfield Industrial Estate,  
Cayton Low Road, Scarborough,  
North Yorkshire YO11 3UT  
Telephone (0723) 582555



Protex quick-release latches, handles, corner pieces and fasteners are used by some of the world's leading manufacturers because they are just right for the job.

**protex** FASTENERS LTD.

Arrow Road, Redditch, Worcs. Tel: Redditch 63231



## A COMPLETE SERVICE TO THE MUSIC INDUSTRY

PLAN AUDIO -

9 SOUTH STREET, EPSOM, SURREY, ENGLAND EPSOM 41822

Our business is getting you into business—

## MICKS ELECTRONIC WORKSHOP

PROTOTYPE WIRING SERVICE  
PRODUCTION WIRING  
INSTALLATIONS UK, OVERSEAS

Phone **MICK ENEVER** on  
Reading 473 042 or Telex 87515 WISCO. G.

DO YOU USE TELEPHONE CIRCUITS?

## PARTRIDGE ELECTRONICS


OUTSIDE BROADCAST EQUIPMENT  
solves your problems at reasonable cost.

- \* Portable Battery self/op units incorporating auto level send and receive with inputs for mic and tape plus headphone monitor amp.
- \* Telephone line protection barriers.

FULL RANGE OF APPROVED UNITS AVAILABLE  
FOR WIDE BAND MUSIC QUALITY CIRCUITS AND  
NARROW BAND TARIFFS AND STD CIRCUITS

56 Fleet Road, Benfleet, Essex SS7 5JN  
Telephone: South Benfleet (03745) 3256





## The Robust Movers.

When a Studer machine is needed as a rugged, reliable work-horse in the studio or mobile unit, the B67 is the natural choice.

The value-for-money B67 offers proven reliability and performance to justify its acceptance as the direct replacement to the renowned B62.

For more information contact F.W.O. Bauch Limited.

**STUDER**  
INTERNATIONAL AG  
CH-8105 Regensdorf Telephone (01) 840 29 60

### F.W.O. Bauch Limited

49 Theobald Street, Boreham Wood, Hertfordshire WD6 4RZ  
Telephone 01-953 0091, Telex 27502

STUDER REVOX AMERICA INC Nashville  
Telephone (615) 329-9576

STUDER FRANCE S A R L Paris  
Telephone 533 5858

STUDER REVOX CANADA LTD Toronto  
Telephone (416) 423-2831



## Neve Necam II

Neve has introduced a new version of its *Necam* computer assisted mix-down system. Termed *Necam II* (also known as *Necam D*) the system is tailored to the needs of film dubbing and TV post production studios. *Necam II* simplifies the laying down of master tapes on to edited video tape, incorporating sound effects, dialogue and music, while maintaining sync between audio and video using SMPTE code. Up to 999 mixes may be stored, with recall of any mix or part of a mix together with the appropriate servo-fader movements, from a simple keyboard. Each mix or crossfade may be built-up fader by fader with the computer automatically remembering each mix or part of a mix, and selected parts of different mixes can be combined to achieve the final mix. *Necam II* also allows wild effects to be cued into the mix at exact times, either by entering them on the 'fly' or via SMPTE timecode. Should an event not be exactly synchronised sync can be achieved by individual frame offsets. Up to 64 external machines may be controlled by the *Necam II* system, while other features include programmable roll back, a repeat facility and large display facility.

Neve Electronics International Ltd, Cambridge House, Melbourn, Royston, Herts SG8 6AU, UK. Phone: 0763 60776.

## AKG America

The AKG Division of Philips Audio Video Systems has been renamed AKG Acoustics Inc and concurrent with the change of name the company is relocating to Stamford, Connecticut. The move will consolidate AKG's sales and marketing operation with its warehousing and service departments. AKG's new American address is: AKG Acoustics Inc, 77 Selleck Street, Stamford, Conn 06902. Phone: (203) 348-2121.

## Bowmar panel meter

A new 5in solid state analogue panel meter called the *APM 500* has been produced by American manufacturer Bowmar/ALI. The panel meter is a 50 segment LED bargraph meter which can be lit from zero to full scale in 2.5ms with 2% accuracy. The meter has a 100k $\Omega$  input impedance; will accept ac or dc voltages and currents, and 7-bit binary inputs; and is available with various options including differential input, high input impedance, single/dual setpoints, and special ranges and scales. The meters are priced at \$175 in quantities of 1-24. Bowmar/ALI Inc, 531 Main Street, Acton, Mass 01720, USA. Phone: (617) 263-8365.

## Sound ideas

Canford Audio has made available a new comprehensive sound effects library in the UK. Called 'Sound Ideas' the library contains more than 2,000 effects (over 20 hours of material) and is supplied on 100 reels of master tape at either 7½ or 15in/s, mono or stereo, NAB or CCIR. The library has the advantage that once purchased there are no royalty payments. A demonstration tape is available on request.

Canford Audio, Stargate Works, Ryton, Tyne and Wear NE40 3EX, UK.

Phone: 089422 4515.


## Ursa Major demo cassette

Ursa Major has produced a demonstration cassette highlighting the reverb and related effects available from its *SST-282 Space Station* effects unit. Available at a cost of \$2 the cassette explains and illustrates the various effects and demonstrates the wide variety of uses the unit can be utilised for in the recording studio. Additionally, a further cassette illustrating broadcast applications is available at the same price.

Ursa Major Inc, Box 18, Belmont, Mass 02178, USA. Phone: (617) 489-0303.

## Ratcliff wall lift

A problem which many studios have is equipment access from outside the studio. Where access from a higher or lower level would solve this problem a useful means is provided by a wall lift. Such a lift is available from a UK company called Ratcliff. The accompanying photograph illustrates a one ton capacity Ratcliff goods lift which has been installed by Trilion Video, a leading London



## Sound Broadcast Equipment Show

The fifth Sound Broadcasting Equipment Show, organised by Audio & Design (Recording), will take place from 2pm to 9.30pm, on Tuesday September 30, in the Albany Suite, Albany Hotel, Birmingham. This show which has grown out of the ILR Chief Engineers Conference is an excellent opportunity to see broadcast orientated products in an informal and friendly atmosphere. This year's exhibition has over 45 companies attending and admission is by invitation only, limited to people directly connected with broadcasting. Companies exhibiting include: AKG, Alice, Ampex, Audio & Design, Audix, FWO Bauch, Beyer, Brabury Electronics, Bulgin Electronics Soundex, Buzz Music, CAE, Calrec. Canford Audio, Clive

## Moritex condenser mic

Symot Ltd is marketing the Moritex range of electret condenser mic units. These units are 6.5mm in diameter and 5.4mm high, and claimed to be non-directional. Sensitivity is -64dB  $\pm$ 3dB, output impedance 1k $\Omega$ , current consumption less than 1mA, and maximum sound pressure level 120dB.

Symot Ltd, 22A Reading Road, Henley-on-Thames, Oxon RG9 1AG, UK. Phone: 04912 2663.

television facility, and shows the basic concept. The particular model shown has a 102 x 72in timber-surfaced platform, however, Ratcliff produce a variety of lifts of various sizes and weight capacities. Ratcliff Tail Lifts Ltd, Bessemer Road, Welwyn Garden City, Herts AL7 1ET, UK. Phone: 07073 25571.

Green, Danbridge (UK), Philip Drake, Dolby, Electro-Voice, Elliott Bros, Feldon Audio, Future Film Developments, Harman UK, Hayden Laboratories, HHB, HH Electronic, Klark-Teknik, Lee Engineering, Leavers-Rich, Maldwyn Bowden International, MCI, Neal Ferrograph, Neve, Racal Zonal, Scenic Sounds Equipment, Shure, Sony, Soundcraft, Sound Video Techniques, Studio Equipment Services, Tandberg, Tannoy, Trident, Turnkey, Tweed Audio, and Wayne Kerr. *Studio Sound* will be attending, while outside the Radio Hallam mobile will be on display. Invitations are available from exhibitors or from Dave McVittie at Audio & Design (Recording) Ltd, North Street, Reading, UK. Phone: 0734 53411.

## Shure SM63-CN mic

Shure has introduced a light weight, small, dynamic, omnidirectional mic, the *SM63-CN*. Weighing only 2.8oz and less than 6in long, the mic features improved sensitivity over the *SM61* (6dB), a humbucking coil, an elastomer isolation shock mount, a built-in breath and pop filter, and a rugged Veraflex polyester grille. Accessories supplied with the mic include a swivel adaptor and a wind-screen for outdoor use. Frequency response is 50Hz to 20kHz, impedance 150 $\Omega$ , and output level -76dB. Price of the *SM63-CN* is £57.

Shure Brothers Inc, 22 Hartrey Avenue, Evanston, Ill 60204, USA. Phone: (312) 866-2200.

UK: Shure Electronics Ltd, Eccleston Road, Maidstone ME15 6AU. Phone: 0622 59881.

## Electro-Voice PL80 mic

Electro-Voice has introduced a new super cardioid dynamic mic, the *PL80*, designed for voice or instrument applications. First used at this year's Montreux jazz festival, the mic features variable bass response (proximity effect), built-in blast filter and shock mount, and rugged aluminium and zinc construction. Quoted specifications include: frequency response 60Hz to 17kHz; impedance 150 $\Omega$  balanced; output level -56dB; and EIA sensitivity -150dB. The mic has a diameter varying between 2.5 and 5cm; is 19cm long; weighs 350gm; and is supplied with a stand adaptor and a carrying case.

Electro-Voice Inc, 600 Cecil Street, Buchanan, Michigan 49107, USA. Phone: (616) 695-6831.

UK: Electro-Voice Division, Gulston Europe Ltd, Maple Works, Old Shoreham Road, Hove BN3 7EY. Phone: 0273 778401. ▶



*Feldon Audio  
are proud to announce their  
appointment as exclusive U.K.  
distributors for the Synton range  
of products*

Syntovox Vocoder 221



## Syntovox 221-The Intelligible Machine that set the standards in vocoder techniques. £2780.00\*

The Syntovox 221 is a 20-channel vocoder system already in wide use in sound recording studios, radio stations, scientific institutions, and by leading composers, for its outstanding quality and unexcelled intelligibility. Included are 54dB/octave filters—a feature not to be found in any other vocoder on the market. It offers the versatility of a built-in pulse generator for direct speech synthesis, with several control units for pitch modulation.

Also available: the Syntovox 222 (Triple Two)

—a simplified vocoder system specifically created for performing musicians who need a flexible, easy-to-use machine for on-stage and session work. Triple Two is the trend setter for budget recorders—with a price to prove it: £468.00.\*



\* Prices subject to variation, dependent on the rate of exchange.



UK Distributors

**Feldon Audio Ltd.,**

126 Great Portland Street, London W.1. Tel: 01-580 4314. Telex: London 28668.



**New Lexicon DDLs**

Lexicon has introduced two new digital delay units, the *Model 122 Series* designed to replace the older *102 Series* and the *PCM 41* a low cost digital delay processor designed specifically for on-stage and small studio usage. The *122 Series* comprises two units, the *Model 122* (mono) with up to five inputs, each individually adjustable, and up to 320ms of delay; and the *Model 122-S* (stereo) with two independent delay lines each with one or two outputs, a VCO module for time modulation, and up to 160ms per channel of delay. The *122 Series* features 14 bit floating point digital encoding with 6dB gain steps; 9-pole Butterworth filters on all inputs and outputs; input limiter stage; balanced transformer isolated inputs and outputs; LED headroom indication in 6dB steps; and modular delay memory capacity in 40ms modules. Delay selection on the mono model is in 5ms steps, while on the stereo model selection is in 2.5ms steps. The VCO module which is standard on the stereo model and optionally may be fitted to the mono model, allows flanging, automatic double and triple tracking, vibrato/tremolo effects, 'precedence' effect panning, and dynamic pitch modulation to be



carried out. Other options include remote control and/or digital programming, and an extension chassis option for the mono unit. Quoted specifications include 95dB dynamic range; frequency response 20Hz to 15kHz + 0.5dB, -1.0dB; and THD plus noise, typically less than 0.1%.

The *PCM 41* digital delay processor employs PCM encoding, has a bandwidth of 20Hz to 16kHz (or in a x 2 mode 20Hz to 6.5kHz), and has a VCO section. Basic bandwidth delay range is 0 to 200ms, but may be increased to 400ms via a delay multiply control. In the restricted bandwidth mode, delay capacity is available up to 800ms. Effects

available include automatic double tracking, flanging, vibrato/tremolo, arpeggio, doppler pitch shift, slap echo, infinite repeat, etc, and via an envelope follower control, articulated sweep. Other features include LED headroom display; input, feedback and output mix controls; signal invert and output phase invert controls; high and low feedback filter controls; and a remote control facility.

Lexicon Inc, 60 Turner Street, Waltham, Mass 02154, USA. Phone: (617) 891-6790.

UK: FWO Bauch Ltd, 49 Theobald Street, Boreham Wood, Herts WD6 4RZ. Phone: 01-953 0091.


**Studer prices down**

In order to meet increasing demand for its multitrack tape machines Studer has increased production of its *A80/VU Mk II* recorder. In addition, Studer informs us that because it has recovered its original development and tooling costs this has allowed the price of its multitracks to be reduced. FWO Bauch, the UK agent tells us that new lower prices will be effective for orders

taken for delivery from June 1, 1980 and that these will apply to the complete *A80* range, from 4-track to 24-track. For example a 24-track now costs £18,072, and when ordered complete with the new 20-memory autolocator and remote control unit the price is still under £20,000.

FWO Bauch Ltd, 49 Theobald Street, Boreham Wood, Herts WD6 4RZ, UK.

Phone: 01-953 0091.



**Sound Dog faders**

Cetronic Ltd has made available a new range of studio quality faders, the *AT104* and *AT2104 Sound Dog* range, developed by MCB. The faders are standard 104mm faders available in single or double track versions, and employ conductive plastic resistance and collector tracks with a precious metal cursor.

Housed in metal cases, the faders feature a spindle slot dust trap to protect the internal track. The fader specification includes infinity cut off at better than -85dB, and a working life of over one million operations.

Cetronic Ltd, Hoddesdon Road, Stanstead Abbots, Ware, Herts SG12 8EJ, UK. Phone: 0920 871077.

**Hire Association Europe**

A new trade association for the communications industry has been formed. The new organisation, the Sound and Visual Division of the Hire Association Europe was inaugurated in January 1980 and membership is open to companies operating in the professional sound, public address, audio-visual, and video hire fields. According to Keith Instead, chairman of the division's steering committee, 'Hiring is very much a growth sector of the communications industry and we believe it is essential to establish an organisation with very high standards of membership to give added confidence to potential customers.' Interested companies requiring further details should contact: John Walker, Hire Association Europe, Idenden House, Medway Street, Maidstone, Kent ME14 1NY, UK. Phone: 0622 679645.

**New PEP modules**

To compliment its *CM1* 3-band eq, 8-group routing module, Progressive Electronic Products has introduced a new channel module *CM1 B* featuring eq defeat and facilities for 24V phantom powering. The module also has the added advantage of a 20dB mic-pad. The company has also introduced a PPM driver card and a group channel module utilising LED display VU meters.

Progressive Electronic Products, 593 High Road, Leyton, London E10 6PY, UK. Phone: 01-558 0678.

**Forthcoming Exhibitions**

**September 12 to 18**  
Photokina, Cologne (Cologne 0221 8211).

**September 20 to 23**  
International Broadcasting Convention, Brighton (London 01-240 1871).

**September 30**  
Sound Broadcasting Equipment Show, Birmingham (0734 53411).

**October 31 to November 3**  
AES 67th Convention, New York ((212) 661-2355).

**January 8 to 11, 1981**  
CES (Winter), Las Vegas ((312) 861-1040).

**January 23 to 29**  
Midem 1981, Cannes (Paris (1) 505.14.03).

**March 17 to 20**  
AES 68th Convention, Hamburg ((212) 661-2355)

**April 12 to 15**  
NAB Convention, Las Vegas (Washington (202) 293-3500).

**Early May**  
AES 69th Convention, Los Angeles ((212) 661-2355).

**May 30 to June 4**  
Montreux 12th Exhibition (Montreux 021 61.33.84).

**Early June**  
CES, Chicago ((312) 861-1040).

**Mid-June**  
APRS, London (09237 72907).

**June 29 to July 3**  
Film 81, London (01-242 8400).

**November 25 to 28**  
Tonmeistertagung Convention and Exhibition, Munich (Berlin 030 308 2234).

**New American studio association**

Following in the wake of the formation of SPARS, the Society of Professional Audio Recording Studios, another American studio association has been formed. Called the Organisation of American Recording Studios, the association under the acting directorship of founder Robert Lee, intends to create a national forum and information exchange among member studios. Membership of the association (unlike SPARS) is open to all studios, and its philosophy is that technique, marketing and management are as important as equipment. The organisation intends holding national and regional conventions and meetings for members, mounting educational seminars, and the publishing of a quarterly newsletter. Cost of membership of OARS is \$125 for full membership, and \$50 for associate membership, with an additional charge of \$25 to first time applicants as a processing fee. Further details are obtainable from Robert Lee, Box 262, Manasquan, New Jersey 08736, USA.



... THE NEW 165 NOW  
AVAILABLE IN THE UK! ...

# dbx

professional compressor/limiters -  
the first family of level control




**Scenic Sounds Equipment,**  
97-99 Dean Street,  
London W1V 5RA  
Telephone: 01-734 2812/3/4/5  
Telex: 27 939 SCENIC G

France  
Germany  
Holland  
Sweden  
Spain

**3M France SA, Mincom Div.** Boulevard de l'Oise, 95000 Cergy Tel: Paris 749 0275  
**Audiolive** Kyffhauserstrasse 10A, 5 Köln 1 Tel: Köln 230910  
**Pieter Bollen Geluidstechnik** Hastelweg 6, Eindhoven Tel: Eindhoven 512 777  
**Tal & Ton Musik & Electronic AB** Kungsgatan 5, 411-19 Gothenburg Tel: Gothenburg 130 216  
**Mike Llewelyn-Jones** AP Postal 8.178 Madrid Tel: Madrid 637 0752





### Micmix XL-210

Based on the same technology utilised in the Micmix *XL-305* reverb, a new Micmix reverb unit, the *XL-210* has been recently introduced. The *XL-210* is a 19in rack mount unit featuring two independent stereo channels which are switchable to mono operation. Input and output connections are via front and rear panel 1/4in jacks allowing front panel patching to be carried out without disturbing the rear panel connections. Inputs are active balanced circuits facilitating either balanced (20k $\Omega$ ) or unbalanced (10k $\Omega$ ) lines, while the outputs are 600 $\Omega$  unbalanced. Features include a mix control to blend the direct and

reverb signal; 3-way equalisation ( $\pm 12$ dB at 100Hz, 1kHz and 10kHz); and peak holding overload LED indication. Decay time is 3s; frequency response 20Hz to 20kHz (direct channel); harmonic distortion less than 0.1% (direct channel); crosstalk -45dBm (reverb channels); and output noise -78dBm (direct channel), -70dBm (reverb channel 'A' weighted). Price of the *XL-210* is \$950.

Micmix Audio Products Inc, 2995 Ladybird Lane, Dallas, Texas 75220, USA. Phone: (214) 352-3811. UK: Scenic Sounds Equipment, 97-99 Dean Street, London W1V 5RA. Phone: 01-734 2812.

### Inovonics Model 500 plotter interface

Inovonics has introduced an x-y plotter interface for its *Model 500* acoustic analyser. With the new accessory the *Model 500* can be connected to an x-y plotter with 2V dc full-scale input sensitivity, and data from real- and reverberation-time analyses can be printed immediately when ac power is available for the plotter. For battery-powered operation data can be stored temporarily in either of the *Model 500*'s two memories for printout at a later time. The plotter interface is mounted in an existing recess on the back panel of the *Model 500*. Price of the interface is \$290.

Inovonics Inc, 503-B Vandell Way, Campbell, Cal 95008, USA. Phone: (408) 374-8300.

UK: Feldon Audio Ltd, 126 Great Portland Street, London W1. Phone: 01-580 4314.

### Sale of the Century?

Studio One, EMI Abbey Road, will be the venue on October 15 and 16 for a once-in-a-lifetime sale of recording equipment including some unique items. In particular, there will be a couple of Beatles specials in the Studer *J37* 4-track recorder used on the Sergeant Pepper album and the *Mellotron* tape organ with many of the Beatles' original tapes still intact. Another item on offer is the limiter compressor used by Joe Meek—most notably on Telstar. The main sale will cover a wide and comprehensive range of professional recording and ancillary equipment. Further details are available from Martin Jackson, The Studios, Rickmansworth, Herts, UK. Phone: 09237 72351.

### APRS digital harmonisation working party

The APRS is to hold the first meeting of its special working party on the problems of digital harmonisation during the forthcoming International Broadcasting Convention in Brighton, on Monday, September 22 at 10.30am. Under the chairmanship of *Studio Sound* consultant Hugh Ford, the working party is expected to establish a formal framework in which it will work towards the eventual goal of establishing an International Digital Harmonisation for professional recording equipment. Anyone interested in attending the inaugural meeting, or being co-opted onto the working party should contact the APRS Secretary, Edward Masek, 23 Chestnut Avenue, Chorleywood, Herts WD3 4HA. Phone: 09237 72907.

### Tangent Series 4

Tangent Systems Inc has introduced a new range of small mixing consoles designed for sound reinforcement applications and 4 or 8-track recording. Termed the *Series 4*, the consoles are available in either 12 or 20 input fully modular mainframes with optional reverb and expander modules. The consoles have four output busses; transformerless inputs; 3-band eq on each channel;

### Dominus moving coil preamp

UK manufacturer, Dominus, has introduced a moving coil preamplifier unit to accompany its range of stereo disc amplifiers. The m-c preamp is a self contained mains powered unit with two front panel controls for matching input load resistance (20-470 $\Omega$ ) and capacitance (2-1500nF) to that of the m-c cartridge in use. Input clipping level is 45mV. The unit's outputs are suitable for driving any high quality disc stage, output clipping level is 2V rms, crosstalk is greater than -50dB, while THD is greater than -82dB (0.008%). Features of the unit include full Mumetal shielding to ensure low hum induction and switch-on muting at the output to avoid transients. The m-c preamp




costs £194 and may be used with either the Dominus *Stereo Disc Amplifier 3*, or where balanced line outputs are required the Dominus *Stereo Disc Amplifier 2*. Dominus, PO Box 1, Cranleigh, Surrey GU6 7JF, UK. Phone: 04866 6477.

### New B & W monitors

B & W Loudspeakers has introduced two new monitor loudspeakers, the *Model 802* and the *Model DM14*. The *Model 802* follows the concept of the *Model 801* which has found considerable favour as a classical music monitor, and is a 3-way system incorporating electronic overload protection. More compact than the *801*, the monitor features two bass drivers and vertically aligned mf and hf drivers. Quoted specifications are: frequency response, 55Hz to 20kHz  $\pm 2$ dB; sensitivity, 85dB into 8 $\Omega$  at 1W at 1m; and power handling, 50W minimum. The *DM14* is a compact 2-way system with two lf/mf drivers and a separate hf unit, and as with the *802* incorporates electronic overload protection. Quoted specifications are: frequency response, 80Hz to 20kHz  $\pm 2$ dB; sensitivity, 86dB into 8 $\Omega$  at 1W at 1m; and power handling, 15W minimum. Prices are *DM14*, £239 per pair, and *802*, £775 per pair. B & W Loudspeakers Ltd, Meadow Road, Worthing, West Sussex BN11 2RX, UK. Phone: 0903 205303.

B&W 802




### EMT 948 turntable

A new arrival at the AES 65th Convention in London was the *EMT 948* broadcast turntable. This is a direct drive turntable with reversible rotation facility and is a more compact unit than the *EMT 950* turntable introduced some three years ago. The *EMT 948* uses a high resolution tachometer generator and master quartz generator for speed lock and the turntable's speeds may be either fixed at 33 1/3, 45 and 78 rpm, or continuously varied. The turntable has controls for fast cue, stop and reverse cue; uses the same pcb's as the *EMT 950* including the audio amplifiers; has a motor lifted tone arm; and may be remote controlled. Price of the *EMT 948* is £1,338.

EMT-Franz GmbH, Postfach 1520, D-7630 Lahr, West Germany. Phone: 07825 512.

UK: FWO Bauch Ltd, 49 Theobald Street, Boreham Wood, Herts WD6 4RZ. Phone: 01-953 0091.

USA: Gotham Audio Corp, 741 Washington Street, New York, NY10014. Phone: (212) 741-7411.



eight independent returns; PFL: six out buss assign through four submasters and L/R stereo busses; three independent foldback sends; full provision for multitrack monitoring and assign; muting; 100mm faders; and phantom mic power. Prices of the *Series 4* start from approximately \$2,800. Tangent Systems Inc, 2810 South 24th Street, Phoenix, Arizona 85034, USA. Phone: (602) 267-0653.



# sound systems out of this world

## DN34 Analogue Time Processor

The Klark-Teknik DN34 analogue time processor is an exceptionally versatile signal processing and special effects unit, designed around two discrete, independently controllable delay sections.

Like other Klark-Teknik products, the DN34 is the result of intensive research and development—

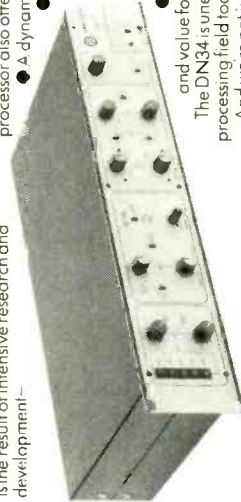
the best there is in state-of-the-art analogue delay technology.

With a product of this stature you can achieve an incredible range of delay-based effects, cleanly and noiselessly.

The Klark-Teknik DN34 analogue time processor also offers you:—

- A dynamic range better than 90dB.
- A time sweep range of 70:1.
- T.H.D. of less than 0.3%.
- Numerous exclusive features including full on board mixing and phase reversal facilities.
- Amazing performance and value for money.

The DN34 is unequaled in the signal processing field today. And we're not just saying that for effect.



sound  
is our science



**KLARK-TEKNIK  
RESEARCH LIMITED**

Coppice Trading Estate,  
Kidderminster, Worcestershire DY11 7JL,  
England. Telephone: (0562) 741515. 5 Lines.  
Telex: 339821

### WORLD WIDE DISTRIBUTORS

**AUSTRALIA**  
Aurigan Enterprises Pty. Ltd.  
1200 High Street,  
Melbourne, (03) 613401  
Telex: 34737

**AUSTRIA**  
Peerless Productions  
Wien, 0222 85 72 24  
Telex: 13407

**BELGIUM**  
S.E.G. S.A.  
Bruxelles  
Phone: 025257014  
Telex: 63278

**DENMARK**  
S.C. Sound A/S  
Lyngby  
Phone: 02998877

**FRANCE**  
Studio Center,  
Paris  
Phone: 3627310

**GERMANY**  
Hauptmann Gonsert Electronic,  
Berlin  
Phone: 4336097  
Telex: 0181666

**HOLLAND**  
Peter Bollen, Geluudetechniek,  
BV, Eindhoven.  
Phone: 040 424455  
Telex: 51281

**HONG KONG**  
Sunder, Rensat, Ltd.  
(For East)  
Phone: 549688  
Telex: 60785

**ITALY**  
Raje Telecomunicazioni s.p.a.,  
Milano  
Phone: 454141  
Telex: 33202 Raje 1

**JAPAN**  
Hiuno Electro Sound Inc.,  
Tokyo  
Phone: 03864 4961  
Telex: 2657314

**NEW ZEALAND**  
General Voice Co. Ltd.,  
Wellington  
Phone: 872574  
Telex: NZ3859

**SINGAPORE**  
Ultralinear International,  
Singapore  
Phone: 271387  
Telex: 23660

**SPAIN**  
Mabel Sád,  
Barcelona  
Phone: 3517011  
Telex: 9126

**SWITZERLAND**  
Dr. W.A. Gunther,  
Zürich  
Phone: 0141510781

**SOUTH AFRICA**  
Cosmosun Associates,  
Johannesburg  
Phone: 234641

**U.S.A.**  
Harmond Industries,  
New York  
Phone: 616344-1900  
Telex: 961396

**Quantum/Audio Logic**

Quantum Audio Labs, the Los Angeles based console manufacturer, has acquired Audio Logic the signal processing and monitoring equipment manufacturer. Audio Logic is to operate as a wholly owned subsidiary of Quantum and it is being consolidated into Quantum's Glendale facility.

Coinciding with the acquisition, Andrew Thompson, formerly president of Audio Logic has become national sales manager for Quantum. Future plans for Audio Logic include expansion into advanced live music mixing systems.

Quantum Audio Labs Inc, 1909 Riverside Drive, Glendale, Cal 91201, USA. Phone: (213) 841-0970.

**North London Polytechnic course**

Dr Roger Driscoll is once again offering his part-time *Sound Studios and Recording* course at the Polytechnic of North London which commences in late October. The course runs for two hours each Thursday afternoon, for three terms, leading to an examination in June 1981, and provides a knowledge of the fundamental principles and techniques of acoustics and recording. Course fee is £27 and application forms can be obtained from: Dept of Electronic and Communications Engineering, The Polytechnic of North London, Holloway Road, London N7 8DB.

**Agencies**

- Sony has appointed Feldon Audio as a dealer for its full range of professional audio products including digital equipment.
- AMS has appointed the following overseas agents: Holland—Delcon Holland BV, Frankenslag 9, Den Haag. Phone: 070 54.16.00. Japan—Continental Far East Inc, Sasaki Building, 3-18-9 Roppongi, Minato-ku, Tokyo 106. Switzerland—ABQ, Binzmühle-strasse 56, CH-8050 Zurich. Phone: 01 302. 77.03.
- Fostex the Japanese manufacturer of monitors, mics, headphones and power amplifiers has appointed Interlake Audio, Winnipeg and Parasound Inc, San Francisco as its North American agents.
- Parasound Inc has terminated its exclusive sales and marketing agreement with Orange County Electronics. Orange County will now market its products from its Winnipeg office.
- Future Film Developments has been appointed as the London distributor for the range of PA equipment manufactured by Millbank Electronics.

**Address changes**

- Westrex Co Ltd has moved to a



**Teac 144**

An interesting new product from Teac is the *Model 144 Portastudio* integrated 4/2 mixer and 4-channel cassette recorder with Simul-Sync. Although primarily designed as a creative recorder for the musician, the unit is also useful for laying down demo material. The mixer section features four mic/line inputs with variable gain; aux send; 2-way  $\pm 10$ dB eq at 100Hz and 10kHz; pan; individual and master channel faders; headphone buss monitor; cue and remix buttons; record select switch matrix; aux receive control; tape cue controls; and VU metering. The recorder section is a 4-channel, 2-head, single direction cassette recorder operating at  $3\frac{1}{4}$ in/s. Features include a 2-motor transport with logic control; Dolby noise

reduction;  $\pm 15\%$  variable pitch control; a memory rewind stop function; and cobalt or CrO<sub>2</sub> cassette tape calibration. Quoted specifications include input impedance 60k $\Omega$ ; output impedance 200 $\Omega$ ; recording time 15 minutes with a C-60 cassette; fast rewind 70s (C-60); frequency response 20Hz to 20kHz (mixer), 20Hz to 18kHz (recorder); wow and flutter  $\pm 0.06\%$  peak weighted; and S/N ratio 68dB (mixer), 63dB ref 315Hz, 250nWbm (recorder). Price of the Teac 144 is £599.

Harman (Audio) UK Ltd, St. John's Road, Tylers Green, High Wycombe, Bucks HP10 8HR, UK. Phone: 049481 5331.

Teac Corporation of America, 7733 Telegraph Road, Montebello, Cal 90640, USA. Phone: (213) 726-0303.

modern custom-built factory at Bilton Fairway Estate, Long Drive, Greenford, Middx, UK. Phone: 01-578 0957/8/9.

- The sales and marketing department of Racial-Zonal Ltd has moved to Holmethorpe Avenue, Redhill, Surrey RH1 2NX, UK. Phone: 0737 67171. Telex: 946520.
- Devonair Radio Ltd, the new ILR station is now headquartered at The Studio Centre, 35/37 St. David's Hill, Exeter, EX4 4DA, UK. Phone: 0392 30703.
- Gulton Europe Ltd has transferred its Electro-Voice repair department to its Hove address: Gulton Europe Ltd, Electro-Voice Division, Maple Works, Old Shoreham Road, Hove, BN3 7EY, UK. Phone: 0273 23329. Telex: 87680.
- Studio Equipment Services Ltd has moved to larger premises at 100/102 Hamilton Road, London NW11, UK. Phone: 01-458 9133. Telex: 87515.
- The sales and marketing office of Tannoy Products Ltd has moved to 77/79 High Street, Watford, Herts WD1 2DJ, UK. Phone: 0923 48868.

markets.

- David Mills has been appointed marketing manager responsible for magnetic tape oxides by Pfizer Inc.
- Lou Lombardi has joined Altec Corporation as general manager of Altec Lansing of Canada Ltd.
- MXR Innovations has appointed Bob Wilson as export co-ordinator responsible for all overseas marketing and sales.
- Professional Sounds Inc has added Jonathan Kendall to its staff of audio consultants and engineers, with responsibility for systems design.
- Devonair Radio has appointed Jeff Winston as its programme controller. Jeff was previously programme controller at Pennine Radio.
- Millbank Electronics has appointed Barry Noyes as its marketing director.
- David Bissett-Powell has been promoted to sales and marketing director of Tannoy Products Ltd.

reduction;  $\pm 15\%$  variable pitch control; a memory rewind stop function; and cobalt or CrO<sub>2</sub> cassette tape calibration. Quoted specifications include input impedance 60k $\Omega$ ; output impedance 200 $\Omega$ ; recording time 15 minutes with a C-60 cassette; fast rewind 70s (C-60); frequency response 20Hz to 20kHz (mixer), 20Hz to 18kHz (recorder); wow and flutter  $\pm 0.06\%$  peak weighted; and S/N ratio 68dB (mixer), 63dB ref 315Hz, 250nWbm (recorder). Price of the Teac 144 is £599.

**People**

- Neve has appointed Michael Harris as its regional sales manager for the Near, Middle and Far East

**Audio Developments**

**PPMs**

Audio Developments has introduced a new range of PPM meters available as OEM units. The range includes meters to both BBC and EBU standards, with a choice of meter size. Driver circuitry is on a compact card which mounts directly onto the meter terminals. The power supply may vary between 15 and 35V without requiring recalibration, while current consumption is only 6mA making the units suitable for battery operation or for applications where total supply consumption might be a problem. The input of the drive circuit is balanced at 400k $\Omega$  with built-in unbalanced input options of unity or +6dB gain. Sum and difference of two unbalanced signals is also possible without additional circuitry. Audio Developments, Hall Lane, Walsall Wood, West Midland WS9 9AU, UK. Phone: 05433 5351.

**White pink noise generator**

White Instruments has reintroduced its *Model 151* battery powered digital pink noise generator. The generator retails for £175 and is an ideal noise source for the testing and alignment of loudspeakers.

White Instruments Inc, PO Box 698, Austin, Texas 78767, USA. Phone: (512) 892-0752.

UK: Scenic Sounds Equipment, 97-99 Dean Street, London W1V 5RA. Phone: 01-734 2812.

Radio' centre in Madrid.

- Neal-Ferrograph has won an order worth in excess of £150,000 from the Syrian Broadcasting Authority for *Studio 8* tape recorders and ancillary equipment.
- AMS (Advanced Music Systems) has supplied the BBC with 10 *DMX15-80SB* stereo DDLs, three *DMX15-80* systems and a special 12s version of the *DMX15-80* for 'live editing' of realtime programmes. Television companies who have recently received AMS delay systems include Thames, London Weekend, Granada, Yorkshire, and ABC TV, New York. Recent studio installations include Olympic, The Roundhouse, Maison Rouge, Freerange, Ridge Farm, and The Manor in the UK, and Davlen Studios and Kendun Recorders in the USA.
- The Finnish Broadcasting Company has purchased five *DN70* digital time processors and five *DN71* sound effects generators from Klark-Teknik.
- Dunlopillo UK has supplied the Swedish company EMAB with acoustic foam wedges for a large anechoic chamber.
- Capital Radio has ordered a customised Cadac *P Series 24 + 4* console which is to be installed in the Duke of York's Theatre, London.

- AMS (Advanced Music Systems) has supplied the BBC with 10 *DMX15-80SB* stereo DDLs, three *DMX15-80* systems and a special 12s version of the *DMX15-80* for 'live editing' of realtime programmes. Television companies who have recently received AMS delay systems include Thames, London Weekend, Granada, Yorkshire, and ABC TV, New York. Recent studio installations include Olympic, The Roundhouse, Maison Rouge, Freerange, Ridge Farm, and The Manor in the UK, and Davlen Studios and Kendun Recorders in the USA.
- The Finnish Broadcasting Company has purchased five *DN70* digital time processors and five *DN71* sound effects generators from Klark-Teknik.
- Dunlopillo UK has supplied the Swedish company EMAB with acoustic foam wedges for a large anechoic chamber.
- Capital Radio has ordered a customised Cadac *P Series 24 + 4* console which is to be installed in the Duke of York's Theatre, London.

- AMS (Advanced Music Systems) has supplied the BBC with 10 *DMX15-80SB* stereo DDLs, three *DMX15-80* systems and a special 12s version of the *DMX15-80* for 'live editing' of realtime programmes. Television companies who have recently received AMS delay systems include Thames, London Weekend, Granada, Yorkshire, and ABC TV, New York. Recent studio installations include Olympic, The Roundhouse, Maison Rouge, Freerange, Ridge Farm, and The Manor in the UK, and Davlen Studios and Kendun Recorders in the USA.
- The Finnish Broadcasting Company has purchased five *DN70* digital time processors and five *DN71* sound effects generators from Klark-Teknik.
- Dunlopillo UK has supplied the Swedish company EMAB with acoustic foam wedges for a large anechoic chamber.
- Capital Radio has ordered a customised Cadac *P Series 24 + 4* console which is to be installed in the Duke of York's Theatre, London.

- AMS (Advanced Music Systems) has supplied the BBC with 10 *DMX15-80SB* stereo DDLs, three *DMX15-80* systems and a special 12s version of the *DMX15-80* for 'live editing' of realtime programmes. Television companies who have recently received AMS delay systems include Thames, London Weekend, Granada, Yorkshire, and ABC TV, New York. Recent studio installations include Olympic, The Roundhouse, Maison Rouge, Freerange, Ridge Farm, and The Manor in the UK, and Davlen Studios and Kendun Recorders in the USA.
- The Finnish Broadcasting Company has purchased five *DN70* digital time processors and five *DN71* sound effects generators from Klark-Teknik.
- Dunlopillo UK has supplied the Swedish company EMAB with acoustic foam wedges for a large anechoic chamber.
- Capital Radio has ordered a customised Cadac *P Series 24 + 4* console which is to be installed in the Duke of York's Theatre, London.

- AMS (Advanced Music Systems) has supplied the BBC with 10 *DMX15-80SB* stereo DDLs, three *DMX15-80* systems and a special 12s version of the *DMX15-80* for 'live editing' of realtime programmes. Television companies who have recently received AMS delay systems include Thames, London Weekend, Granada, Yorkshire, and ABC TV, New York. Recent studio installations include Olympic, The Roundhouse, Maison Rouge, Freerange, Ridge Farm, and The Manor in the UK, and Davlen Studios and Kendun Recorders in the USA.
- The Finnish Broadcasting Company has purchased five *DN70* digital time processors and five *DN71* sound effects generators from Klark-Teknik.
- Dunlopillo UK has supplied the Swedish company EMAB with acoustic foam wedges for a large anechoic chamber.
- Capital Radio has ordered a customised Cadac *P Series 24 + 4* console which is to be installed in the Duke of York's Theatre, London.

- AMS (Advanced Music Systems) has supplied the BBC with 10 *DMX15-80SB* stereo DDLs, three *DMX15-80* systems and a special 12s version of the *DMX15-80* for 'live editing' of realtime programmes. Television companies who have recently received AMS delay systems include Thames, London Weekend, Granada, Yorkshire, and ABC TV, New York. Recent studio installations include Olympic, The Roundhouse, Maison Rouge, Freerange, Ridge Farm, and The Manor in the UK, and Davlen Studios and Kendun Recorders in the USA.
- The Finnish Broadcasting Company has purchased five *DN70* digital time processors and five *DN71* sound effects generators from Klark-Teknik.
- Dunlopillo UK has supplied the Swedish company EMAB with acoustic foam wedges for a large anechoic chamber.
- Capital Radio has ordered a customised Cadac *P Series 24 + 4* console which is to be installed in the Duke of York's Theatre, London.

- AMS (Advanced Music Systems) has supplied the BBC with 10 *DMX15-80SB* stereo DDLs, three *DMX15-80* systems and a special 12s version of the *DMX15-80* for 'live editing' of realtime programmes. Television companies who have recently received AMS delay systems include Thames, London Weekend, Granada, Yorkshire, and ABC TV, New York. Recent studio installations include Olympic, The Roundhouse, Maison Rouge, Freerange, Ridge Farm, and The Manor in the UK, and Davlen Studios and Kendun Recorders in the USA.
- The Finnish Broadcasting Company has purchased five *DN70* digital time processors and five *DN71* sound effects generators from Klark-Teknik.
- Dunlopillo UK has supplied the Swedish company EMAB with acoustic foam wedges for a large anechoic chamber.
- Capital Radio has ordered a customised Cadac *P Series 24 + 4* console which is to be installed in the Duke of York's Theatre, London.



# New realms of expression from MXR.

The Pitch Transposer is MXR's newest addition to our professional line. It is one of our most innovative products, and possibly the most revolutionary signal processor in the music industry today. It is a unique, high-quality unit which provides a cost effective and flexible package for today's creative artists.

The Pitch Transposer extends your musical boundaries by creating live instrumental and vocal harmonies. It has 4 presets which allow the artist to predetermine the intervals to be processed. Transposed intervals can be preset anywhere from an octave below to an octave above the original pitch. The chosen interval is activated by means of touch controls or a rugged footswitch. LED indicators display which of the four presets has been selected.

A mix control is provided, enabling the unit to be used in one input of a mixing console, or with musical instrument amplifiers. A regeneration control provides for the recirculation of processed signals, creating more and more notes, depending upon the selected interval. This results in multitudes of voices or instrumental chords. An entire new range of sound effects and musical textures, unattainable with any other type of signal processor, is suddenly at your fingertips.

With many other pitch transposition devices a splicing noise, or glitch, is present. The MXR Pitch Transposer

renders these often offensive noises into a subtle vibrato which blends with the music, and is, in some cases, virtually inaudible. The result is a processed signal which is musical and usable.

We have been able to maintain a high level of sonic integrity in this most versatile signal processor. The frequency response of the processed signal is beyond 10 kHz, with a dynamic range exceeding 80 dB.

A micro computer based display option allows the user to read the created harmonic interval in terms of a pitch ratio, or as a musical interval (in half steps). This unique feature allows the pitch to be expressed in a language meaningful to both musicians and engineers.

We designed our Pitch Transposer as a practical musical tool for those actively involved in creative audio. It reflects our commitment to provide the highest quality signal processors with the features and performance that will satisfy the creative demands of today's musical artist. See your MXR dealer.

**Atlantex Music, Ltd.**, 34 Bancroft Hitchin, Herts. SG51LA, Eng., Phone 0462 31513, Tlx 826967





# studio diary



Cliff Richard and producer Alan Tarney with Ruth Low and Nick Glennie-Smith

## Riverside Recording Studios, London

An unlikely site for a recording studio is behind a grocer's shop in an off the beaten track location in Acton, but this is precisely where Riverside Recording Studios can be found. The studio has been in existence at its present location since the mid-Seventies and has recently had its facilities upgraded while the opportunity was also taken to reconstruct the studio.

Prior to detailing the facilities it is worthwhile briefly covering the history of the studio which has been an organic growth from small beginnings. The studio takes its name from its early days when surprise, surprise it was located by the Thames. At that time the then studio owner Adam Skeaping was mainly involved in basic 2-track classical music recording. By 1976, however, the studio had moved to its present location and it had become a 16-track studio with a Soundcraft *Series 2* console and 3M *M56* recorder mainly used for jingles and demos. 1976 was an auspicious year for the studio since it was then that the present owner, Ruth Low, arrived as assistant to the studio manager. The following year Ruth became studio manager and decided that the time had come to prune the somewhat large staff of engineers,

and for the studio to expand its clientele. Accordingly, freelance engineers became the norm and 'new wave' bands such as the Sex Pistols and the Stranglers increased the studio's field of operation. Adam Skeaping had by this time largely divorced himself from the day to day activities of the studio and in late 1978 he decided to sell the studio. After considerable soul-searching and with the aid of a helpful bank manager, Ruth Low then purchased the studio in 1979. Almost immediately Ruth decided to upgrade and reconstruct the studio and in December 1979 the studio closed for three months to enable the work to be carried out.

Having decided to reconstruct the studio, first priority was to convert a disused garage adjacent to the studio into a reception area and lounge. Originally though, Ruth had also wanted to use this area to extend the studio itself. However, this idea was rapidly shelved when a number of regular studio users indicated that they felt this would destroy the 'special' acoustic quality of the studio. Nobody it seems can explain quite why the studio should be regarded as having a 'special' sound, but as Alan Tarney a regular user puts it "there is something between 'live' and 'dead' that works, particularly with vocals and drums".

The studio isn't a particularly large room. At approximately 300sq ft there isn't an awful lot of room by the time a drum kit, Bechstein grand, and various keyboards have taken up their allotted floor space. However, the finish which includes heavy wall drapes does give the room an unusual presence which is particularly striking on vocal sounds. Should the particular acoustic quality of the studio not be suitable for some recordings, an adjacent passageway can (and has been) used as a vocal/drum booth, while the reception/rest area behind the studio which is a very live area with bare brick walls may also be utilised.

The studio control room is basically the same size as the studio and has been reconstructed to a design by AM Acoustics following Hidley Westlake practice. Although not an actual Westlake design the basic precepts and pebble-and-glass finish, along with bass trapping and heavy wall drapes, give the room similar advantages to a Westlake room. The upgrading of the reconstructed room has entailed re-equipment to 24-track, and interestingly Ruth and Ray Gillon, maintenance engineer and Ruth's assistant, have decided to stay with the equipment manufacturers the studio previously purchased from. Thus the console is now a Soundcraft *1624* while the multitrack tape machine is a 3M *M79* 24-track with Audio Kinetics *XT24* autolocate, which is operated at 30in/s without Dolby. Monitoring is over JBL *4343s* flush mounted either side of the control room window, and driven by HH *500s*, with White room equalisation, or alternatively via ADS *200* mini-monitors mounted on the console meter panel. As usual a wide variety of ancillary equipment is available including Lexicon *244* digital reverb and *Prime Time*, *Scamp* rack with compressors and noise gates, Eventide *Harmonizer* and *Instant Flanger*,

Roland *Space Echo* and stereo phaser, and UREI *1176* comp/limiter. Tape mastering machines include Studer *B67* and Revox and a NEAL *302* for cassettes. Finally, there is a wide selection of microphones including mics from Neumann, AKG, Calrec, Beyer, and an elderly Lustrephone stereo ribbon mic.

In the short period since reopening, Riverside has built up an impressive roster of clients, current users including Barbara Dickson, Cliff Richard and Leo Sayer. All seem particularly pleased with the reconstruction and upgrading and at the time of my visit Leo Sayer and engineer Nick Glennie-Smith spent a considerable amount of time enthusing over the quality of the studio, Leo in particular loving the vocal sounds. While the reconstruction of the studio is complete, further work remains to be done above the studio and control room where a maintenance area and tape copy facility has still to be completed. Ruth Low must be congratulated on being one of the few ladies in the recording business who has made it to the very top, and shows every sign of remaining there. Already with a successful studio in being, she isn't content merely to let things drift, and her next ambition is to start her own production company specialising in radio and television jingles.

The facilities at Riverside may be on the small side, but the pedigree of the studio and its results are of the highest quality. In its revamped form the studio retains the best of its former features, but with additional facilities which make it an attractive recording venue. While it will never be able to accommodate the larger bands, in its own field the studio has much to offer. In this case being off the beaten track and small has definite advantages!

Riverside Recording Studios, 78 Church Path, Fletcher Road, London W4 5BJ, UK. Phone: 01-994 3142.

Noel Bell

38 ▶

Control room with Soundcraft console and various goodies



Westlake styled control room with studio beyond







**PROLINE  
PROFESSIONAL**

**recorders**

**In action with the professionals  
everywhere—**



**Radio Clyde  
Scotland**



**LBC  
London**




**IRN  
Parliamentary  
Studio**



**The Town  
House  
London**



**Radio Trent  
Nottingham**



**Swansea Sound  
Wales**

Speak to Tony Costello or  
John Robinson about them at:

Also at: **PICCADILLY RADIO, METRO RADIO, RADIO TEES  
RADIO FORTH, THAMES T.V.**

319 Trinity Road Wandsworth  
London SW18 3SL  
Telephone 01-874 9054  
Cables Leemag London SW18  
Telex 923455 Wembley



**LEEVERS-RICH  
EQUIPMENT LIMITED**

**Munich — Sound in the Theatre**

The importance of sound reproduction and reinforcement has long been recognised in the German theatre and is an area where they have often been in advance of their European counterparts. The necessity of a quality sound system for music and sound effects reproduction in the theatre is as apparent as the need for a first class lighting rig but to see some theatres it would appear that as long as what one sees is all right, then the rest can go by the board. (By way of an example, the PA for *Jesus Christ Superstar* when I saw it was very good but when I went to see *Evita* during the London AES the sound was on a par with local rep.) In Germany it is now quite common—and has been for some time—for theatres to have their own studio facilities to enable production of in-house sound effects, music, etc. for playback during performances. Whilst doing the rounds of the Munich recording studios I was able to poke my nose into two of Munich's theatres and see what they had to offer in the way of live sound and recording facilities.

**Kammerspiele Theatre**

This is a fairly small theatre owned by the City Council which puts on a variety of productions including avant garde and experimental works. Though not perhaps exactly an Arts theatre owing to the wide range of presentations, it is there as well to present the out of the ordinary. With all this in mind the theatre has a small studio of its own which has recently been updated to handle more elaborate realisations. Situated in the same building as the theatre, the studio can handle up to about 20 musicians and was previously an old rehearsal room. The control room sports a brand new Neve 5315 console, 24/4/2 plus direct outputs on each input channel and two echo returns, complete with GTC custom built 16-track monitor section featuring four auxiliaries and pan on each channel. At the time of my visit the new Lyrec 16-track recorder was in the process of being installed. Mixdown is on a Telefunken M15A. The studio is for the sole use of the theatre in order to produce music and effects tapes for playback on stage.

**Bayerische Staatsoper - Nationaltheatre**

This could be said to be the Munich equivalent of Covent Garden and as such enjoys considerable artistic prestige. As well as presenting the classic opera and ballet works the Nationaltheatre also includes music and choral recitals in its programme. Modern arts are not for-



Kammerspiele Theatre — control room

gotten either, both instrumental music, choral and dance, and it would not be considered abnormal to have a group such as Tangerine Dream playing on stage for a modern ballet group! 'The arts are the arts whatever the style as long as it is well presented,' seems to be the attitude here and it is a frame of mind that can only be applauded heartily. The theatre itself is of the well known horseshoe style of configuration with stalls and five balconies or tiers. Total seated capacity is 2,098. The total stage area must be one of the largest in the world with its 2,452sq m—26,000sq ft—more than the Metropolitan in New York—and the effect of going backstage for the first time is quite staggering. Some of the Altec A7s that were there looked completely diminutive, poor things. In charge of the sound at the Nationaltheatre is tonmeister Dieter Behne who also was my guide for the afternoon of my visit.

The control room looks out from the back row of the stalls and is on the centre line. Placing is such that with a full house vision to the stage is not obstructed by heads or hats. The mixing centres round a Siemens console with 11 input channels, five subgroups and stereo master plus two echo returns. However, things are not quite so simple as they may seem to be as there is a routing matrix for the various possible sound sources that are to be routed into the mixer at any one time. This consists of 60 microphone lines, all cassette and reel-to-reel machines, turntable, etc. the pre-recorded sound sources also having the option of going directly into the subgroups or main outputs so everything is quite flexible. Metering is by a stereo pair of Siemens light beam meters with switchable characteristics. Audio & Design have managed again to get into the act with their F760X-RS Complex limiter, which must be a standard for German studios! In addition to the

channel equalisation, the desk has several eq modules for patching into subgroups or main output should any tweaking be required in the course of a performance without altering the different inputs. Monitoring is by Klein & Hummel—both speakers and amplifiers—as well as by headphones and very good it is, too.

One aspect of the method of monitoring that is of interest is the use of a Neumann KU80 dummy head. This is placed in front of the control room window at the top and gives an extremely good idea of what the audience is actually listening to in the auditorium. Herr Behne is the first to point out that in front of a glass pane is not the ideal place for a dummy head but for practical purposes it works well enough, as I was able to hear for myself. You really do feel as though you are in the hall. This additional information makes it easy for corrections to be made to the sound in the house that would not normally be possible in an isolated control room.

Recording equipment in the studio consists of two Telefunken M15As with Dolby 361s, one Studer B67 and an elderly Ampex 8-track that keeps soldiering on. Cassette recorders consist of one Tandberg TCD330 and three Toshiba PC6030. Record playing facilities are by an EMT 930 and I should also mention that reverb is also by an EMT plate. The amplifiers for the house are all Klein & Hummel and consist of 4 x 240W, 10 x 120W and 6 x 60W. Distribution to the house loudspeakers is via a 42-channel matrix which allows for the creation of a multitude of aural effects.

Twenty-four main loudspeaker systems are available for reproduction in the auditorium and the 'odds and sods' cellar can always be raided should a production really require over the maximum. As can be imagined, about half of these are permanent fixtures while the rest are mobile and can be arranged in

the hall to suit the effects required. The largest speakers in use are four Altec A7s and two Siemens of similar design. As well as for front of house use, these larger cabinets are often used as stage monitors (side fills) for large productions where it is difficult to hear the orchestra properly backstage. Microphones used are mainly Sennheiser and Schoeps with some Telefunken, Neumann, AKG and Beyer. In addition to the Sennheiser rifle microphones, some of the new Neumanns have also been brought into the armoury. Use of microphones varies with the job in hand but when I asked if mics were used for on stage solo vocal use I was told that this was rarely, if ever, the case. Use for off stage singing is quite usual, there always being a suitable pause between the end of the off stage lines and on stage singing. However, Herr Behne did add that in the case of large choral ensembles who were by necessity to the rear of the stage, "We use a couple of shot-guns on the choir!" Wishful thinking, perhaps, or just echoing the thoughts of some music lovers. As you will have gathered the reference was to rifle mics and not the real thing though when I explained my source of amusement he thought that in certain cases it wouldn't be such a bad idea!


The recording facilities are used for the production of sound effects—such as thunder in the gallery and explosions in the front stalls—and backing tapes. These latter are sometimes made for use when there is no orchestra but the more usual procedure is to record sections to reinforce the existing musicians. This is done for a variety of reasons ranging from the fact that you cannot get 140 musicians into the pit at the same time or six virtuoso trumpeters on the same night. Where the score demands it, the extra parts are pre-recorded and played back with the orchestra. Other advantages of this system are that original score directions can be kept without, for example, the trumpet and horn section scrambling backstage to play a voluntary and then rushing back to join the main orchestra as in some of Wagner's operas. Though the theatre has a large library of these excerpts, depending upon the conductor, another recording will be made under his supervision so that he can be sure to have the orchestra at the correct tempo once the passage is reached.

In the main the two Telefunken are used for performance playback and Dieter Behne demonstrated the ease with which these machines handle this sort of work bang on cue. Each section is normally cued up to the cue mark on the machine so that pressing the play button one



# The 8108

# another first from Neve



24 TRACK  
FACILITIES  
AVAILABLE  
FROM ONLY  
£53,000

**Our new 8108 console provides the optimum in Neve sound together with enhanced operational versatility, using advanced signal routing techniques aided by a centralised control system.**

- New Neve electronics throughout.
- New Sweep frequency 4 stage equaliser + 2 filters.
- Versatile mode switching with direct-to-mixdown facility.
- Logic display monitor panel.
- Assignment switcher with microprocessor central control.
- Switched insertion points.
- Unique interrogation system.
- Circuits in sub assemblies plug for efficient maintenance.
- 56 input 48 track or 48 input 32 track or 32 input 24 track—Sub fitted options.
- Optional output transformers, electrically balanced line inputs.
- VU, PPM, or Both at once.
- Audio track, VCA Sub Group or NECAM faders.

**Neve Electronics International Ltd.**  
Cambridge House, Melbourn, Royston,  
Herts. SG8 6AU England.  
Tel: (0763) 60776. Telex: 81381

**Rupert Neve Incorporated,**  
Berkshire Industrial Park, Bethel, Connecticut 06801.  
Tel: (203) 744-6230. Telex: 969638

# Neve

**Rupert Neve Incorporated,**  
7533 Sunset Boulevard, Hollywood, California 90046.  
Tel: (213) 874-8124. Telex: 194942

**Rupert Neve of Canada Limited**  
2721 Rena Road, Malton, Ontario L4T 3K1, Canada.  
Tel: (416) 677-6611. Telex: 983502.



**Sundragon Productions, Manhattan**

Tucked away on a sidestreet just off Fifth Avenue in Manhattan, Sundragon Productions is a 24-track studio that has skilfully blended streamlined recording design with a casual—one might even say cosy—recording environment. Entrance to the eighth floor studio is through a wide hall reminiscent of a suburban carport—full of lumber, power tools and a parked motorcycle. A kitchen serves as a reception area and meeting room, with studio and control room adjacent. A liveable space, and appropriately so as co-owners Michael Ewing and Ned Liben did live there originally.

"The studio was really built for the development of our artistic ability," Ewing explained, "for the purpose of doing our own production work and cutting our own albums." Like many in the city, Sundragon Productions was conceived as a private studio, and founded upon the varied backgrounds of the two principals. Ewing's career as a recording engineer was punctuated by stints as a commercial announcer and a broadcast technician with NBC Radio. Liben, a musician and composer, has played guitar and bass booking and administrative duties, in addition to his experience as a producer and engineer of radio jingles and demo recordings.

The pair worked on a number of recording projects together before forming Sundragon Productions in 1972 with the addition of Tom Duffy as chief engineer.

Initially 16-track, Sundragon was New York. Roger Meyer custom designed the mixing console, which has been expanded to 24-track yet

retains class A British-style wiring.

"One of the nicest things about this board is it doesn't have a lot of transformers," Duffy said.

"It's pretty much known that the response is a cleaner, much more transparent recording. In addition, it's economical and very simple in approach—very European."

The mixing room is indeed quite beautifully designed. The actual space, which cannot be more than 100 sq ft has ample breathing room for two operators while the rack-mounted recording decks are conveniently at arm's length.

On the right is the Studer A-801V 24-track and 16-track recorder. On the left is the vertical array of Studer 2-tracks for mixing, an A-801V, a B-62, and an A-67. The console is 28/28 with five mixing busses and a Studer A-800 autolocator. There are UREI and Teletronics limiters and Pultec equalisers as well as an Orban Parametric equaliser, dbx noise reduction for 24 channels complement Meyer-designed noise gates; Dolby 361s are available for mix-down.

Things you won't find in this tidy control room are exposed wiring, indicator lights for this and that, and assorted bells and whistles of that ilk. The design philosophy here has kept switching down to the minimum; patching in accordance with the specific requirements of each booking is preferred.

Contemporary music is all that is done at Sundragon, particularly rock. Two early American new wave albums cut here are Talking Heads' *Talking Heads '77* and the Ramones' second album, *The Ramones Leave Home*. Ned Liben, whose own musical projects can be termed

'heavy metal', handles most of the booking and administrative duties. He believes that with rock bands the important thing is to capture the essence of a live performance.

"It's all part of the trend towards getting away from the plastic sound of disco," said Liben. "We're moving towards creating a natural, breathing sound rock 'n' roll really needs."

As for mixing equipment, the facility has all the standards. Sennheiser, Neumann, Electrovoice and AKG represent a small sample of the collection. In addition, there is an abundant supply of JBL and other monitors in all shapes and sizes. Besides the Ludwig drum kit, instruments available include a Steinway grand piano, Hammond B-3 organ, Mellotron, bass and guitar amplifiers and a stereo Fender Rhodes 88.

Michael Ewing cited the recording of the Plasmatic's latest album as one example of the type of acoustic challenge new wave bands can provide. This extremist stage act cuts a guitar in half with a power saw during a number called *Butcher Baby* and the band wanted to capture that sound on their record.

Ewing recalled, "They brought their own chain saw but it didn't sound right. So we went out and got another chain saw and we put it down the back steps. We miked the top of the stairs, we miked the bottom of the stairs, and we miked the chain saw, and that's how we got what they wanted."

Equipment purchases also reflect the type of work that is done here. For example, a Dolby noise reduction system was deemed superfluous ("We do 90% of our work 30 in/s,

we do rock music—there's not much of a demand for Dolby") but the firm is eagerly awaiting delivery of a Lexicon digital reverb unit to augment their existing EMT and AKG echo systems.

At present the facilities are booked slightly more than half the time. Mindy Glasberg is in charge of scheduling. Hours not used by outside clients are taken up with the Sundragon's own production work, mostly demos and some mastering for local and regional artists. Most of the engineering is done by Ewing and Duffy and two assistant engineers.

Recent projects completed at Sundragon are *Multiplay* an album by the Rivits for Island Records; a debut album by Sire recording artists Alda Reserve; an album by French film star Carol Laure collaborating with Lewis Furay for RCA; Richard Cotter's debut album; and the soundtrack for the film by The National Lampoon, a comedy group whose last project was the box-office smash film *Animal House*.

The Rivits recording employed extensive use of synthesizers, which is an area of development the company is keenly interested in. A separate synthesiser room is wired directly to the master control room. An ARP Avatar guitar synthesiser and a Prophet keyboard synthesiser are permanent fixtures and may be hired with or without an operator.

In the meantime, this small but pleasant recording studio is building up a clientele. Those booking this 24-track facility are likely to find the only obstacle to a smooth-running session is getting around that motorcycle in the hallway.

**Mia Amato**  
Sundragon Productions Inc, 9 West 20th Street, New York, NY 10011, USA. Phone: (212) 243-9000.

**Munich Theatre cont'd**

beat before the entry of the passage brings the tape in on time. It also

follows that the engineer has to know how to read a score! It also says something for the conductors who launch into sequences with tape and orchestra without a click track!

Dieter Behne at the National Theatre's Siemens console — loudspeaker matrix at the rear



In case of problems there is of course a communication link between the rostrum and the studio. Further information about 'goings on' on stage is relayed via video cameras and the control room is equipped with video reel and cassette recorders as well as the monitors. Not that the performance is often recorded as such but the rehearsals, enabling sequences to be analysed. Incidentally, the control room is also fully equipped for plugging up into outside broadcast vans.

Though the installation as it stands works well, it is now pretty old and due for a change. To this end a budget of around DM2 million has been voted by the administration, a sum that reflects the importance of the sound system in the eyes—or should I say ears—of those concerned. As it is early days yet no news of what is going to happen is available so as they say "Watch this space!" However, two

of the names cropping up so far for the new console are Siemens and Neve. Needless to say, Dieter Behne will be there to see it all happen and I look forward to being able to take him up on his offer to "come and see the show in the best seat in the house!"

The Nationaltheatre was about the last port of call during my tour of Munich (I did go and finish up at Country Lane but as they have been rebuilding they will be the subject of a new visit) and I feel some thanks are due to Herr Gerhard Picklapp, the director of the audio side of GTC who, as well as installers of audio systems and studios, are also distributors for such names as Neve, Tannoy, JBL and Teac-Tascam! Gerhard was able to fix up appointments for me at very short notice with the various studios and thus make everything possible in the little time available—thanks once again.

**Terry Nelson**





**It's not only in love  
that the french show  
great taste...**

**3M  
FRANCE**

Bld de l'Oise  
95000 CERGY  
Tél. : (01) 031.61.61

**3M  
DEUTSCHLAND GmbH**

4040 Neuss 1, Postfach 643  
Carl-Schurz-Strabe 1  
Telefon (02101) 141

**3M  
ITALIA SpA**

20090 Milano  
S. Felice-Segrate  
Tél. : 02.75451

**3M  
NEDERLAND bv**

Rooseveltstraat 55  
Postbus 193, 2300 AD Leiden  
Telefoon : (071) 76.93.30

**3M  
ESPANA, S.A.**

Josefa Valcarcel, 31  
MADRID 27  
Telf. : (91) 742.00.12

**PL 115 311**

37, rue des Annelets - 75019 Paris  
Tél. : 202.21.02 - 202.58.69



## Zeus Recording Studio, Naples

Zeus, as everyone knows, was the king of the Greek gods and lived in the clouds that crown the top of Mt Olympus. However, with transport costs, etc, in this modern age the studio of the same name is underneath a Piazzetta near the seafront at Naples. For those of you who have been to Italy, you will remember that Piazzetta's are those enormous covered arcades with shops, restaurants and cafés, that have the appearance of being the cathedrals of the industrial age. When in doubt ask a policeman, which I did—four in fact—and was directed to a wide circular staircase disappearing down into the depths. The first basement level houses the offices of Industria Discografica, the record/music company that owns Zeus where I was able to meet studio manager/owner *Ciro Barrucci*. We were soon joined by *Gianni Ruggiero*, resident engineer, and it was time to visit the studio.

The studio is down on the second basement level but in case this implies poky to you, let me reassure you that in this case the word is spacious. The first impression coming into the control room is of a large room into which someone has slapped some recording gear. Once in the room, you realise that it is the asymmetrical shape, narrow towards the door and opening out towards the other side, that implies a slight disorder. The impression of space is very apparent and here is one control room where you can stroll about happily and not be worried about banging your head or knees and tripping over cables! The desk is squarely placed in front of the studio window with the effects rack to its left and the main multitrack to its right with the mastering and copy machines neatly lined up along the left wall facing the studio. There is very much a 'down home' atmosphere that I found rather cheery and not at all detracting. Some latter day acoustic treatment has been done, mainly in the bass and low mid regions, and though it may be a little too lively for some, the sound is good enough for most monitoring purposes. For the type of music recorded here, the sound in the control room resembles quite well the conditions under which the records will be replayed, which is quite a positive factor.

The action centres round a Trident *B series* desk in a 24/8/16 format and including four Trident compressor modules. The eight subgroups are also switchable for 24-track routing giving 1-8, 9-16, 17-24. The console has given a lot of satisfaction though the eq is now felt to be a bit limited and that some modification could be in order.

Recording is on a Studer *A80* 16-track that is prewired 24-track ready, though there are no plans currently to update the machine. Mastering is on one of two completely refurbished Studer *C37s* with an *A67* in attendance for general duties. Monitoring is at present on *JBL 4333As* and *Altec 9849-8As* (and don't forget the *Auraton*s) powered by a *Marantz 300DC*.

During the year that he has been at Zeus, Gianni has been concentrating on getting some goodies into the effects rack and now has quite a useful selection with an *Eventide Harmonizer* plus keyboard, *Instant Flanger*, *Lexicon Prime Time*, *UREI 1176LN* and *LA-3A* compressors and limiters plus *545* parametric, *Orban* dynamic sibilance controller and four *Kepex 11s*. Two *Dolby 361* units are also available for mastering as is a large *Teac* cassette recorder for cassette copies. The control room also has several keyboards for customers to play around with, viz *ARP Odyssey* and *Omni-2* with a *Yamaha* pre-set synthesiser.

The studio is very roomy and even though the ceiling has been lowered by three feet there is still a good 5m left so the atmosphere is not at all oppressive. Insulation has been added to the ceiling to cut out rumble and noise from 'up top' and it is very effective as I did have a good listen to see if any 'untoward' noises were filtering down. The acoustics have been updated by Gianni and imaginative use of pastel shades in the fabric covering the various treatments helps along the low-key ambience. The room is divided down the middle by large supporting pillars, that have been treated against reflections, leaving one half open for large formations or what have you and the other half taken up with rhythm instruments and the isolation room. Equipment in the studio includes resident drum kit, grand piano, Rhodes and various guitar amplifiers such as *Ampeg* and *Fender*. The drums are now recorded in the studio most of the time as the drum booth was found to be too dead giving them a rather small, lifeless sound. In the open part of the studio a much bigger sound is obtained as well as having a better communication with the other musicians. Also noteworthy is the novel bass drum anchor which consists of an anvil, which just goes to show that you don't always need a six inch nail!

Microphones are principally *Neumann*, the selection consisting of *U87s* and *U89s*, *KM84* and *KM85* (mainly for drums) and *U47* FETs that tend to be used for trumpets and other brass. For vocal work the *U89* has been used with a lot of success and Zeus now prefer it over the *U87*. Though multi-mic techniques

are sometimes used on the drums, Gianni's preferred method is to have one bass drum mic with compressor, snare mic and compressor with two overheads completing the overall picture. These four drum channels are then fed into the four *Kepex*s, making for a punchy sound. The former drum booth makes a very good isolation room and is often used for acoustic guitar, vocals or percussion when a dry sound is needed. Foldback to the studio is by headphones and/or custom built monitor speakers mounted on castors.

For the moment, most of the music recorded at Zeus is Neapolitan folk. However, this does not mean that the music is without some punch as I heard in a single that had been recorded and mixed in a day. The sound was very modern with an extremely driving drum sound and tight brass arrangements, even though the song form was traditional.

In order to attract a wider clientele, Zeus are in the process of finalising plans for an update of the studio, including 24-track, and in this age of miniaturisation they want the new equipment to be large in order to keep the space filled up! The philosophy is also large monitors for a large room and these will probably be *JBL 4350s* with *McIntosh* amplifiers. A second small studio is also under construction in the adjoining rooms and this will use the existing equipment to provide a 16-track facility especially angled towards rock and small groups. Certainly, Zeus are not short of ideas and ambition and reflect a general attitude in Naples to make the city an important national recording centre.

You can try out your thunderbolts at Zeus (*Industria Discografica*), *Piazzetta Matilde Serao 15*, 1-80132 Naples, Italy. Phone: (081) 406.791 or 415.997. Terry Nelson



New Neve console in Air's Studio 2

## Studio News

- *Gooseberry Studios*, London has installed an *Allen & Heath Syncon* console, and taken delivery of an *Otari MTR-90* 24-track.

- *Turnkey Two* has been commissioned to design a 24-track studio for *Rick Parfitt* of *Status Quo*. The new studio will be equipped with Studer *A80* tape machines, *JBL* monitors, and a *Soundcraft 3B 24/24* console.

- *The Automatt*, San Francisco has been recording *Carlos Santana* utilising the *3M* digital mastering system rented from *Audio-Video Rents*.

- A new UK studio, *Regal Recording*, *Hitchin*, has been commissioned by *Turnkey*. The new facility is ultimately intended to consist of three studios and a film dubbing suite. Present equipment comprises a *Soundcraft 3B* automated console, Studer tape machines and *Eastlake* monitors.

- *Sound Ideas*, New York has installed a *3M* digital mastering system, comprising 4-track and 32-track recorders.

- *ICC Studios*, *Eastbourne*, *Sussex* has reconstructed its *Studio 1* and upgraded to 24-track. Acoustic design was carried out by *Acoustic Technology* and the control room has

been re-equipped with a *Trident Series 80 32/24* automation ready console and a *Lyrec 24-track* recorder with *ATC* remote. Other equipment includes *UREI 838* time aligned monitors driven by *BGW 750*, *UREI* compressors, *Eventide Harmonizer*, *Deltalab DDL*, *EMT* and *AKG* reverb, and an *MCI 2-track* recorder. *ICC's Studio 2* remains an 8-track demo studio and is equipped with an *Allen and Heath—Brenell* package.

- *Walt Disney Productions* is to purchase two complete *3M* digital mastering systems for use in creating the soundtracks on its *EPCOT (City of Tomorrow)* project. The company has already utilised the *3M* system which was used to record the soundtrack and album of its film *The Black Hole*.

- *Air Recording Studios*, London has installed a *Neve 52+6* channel, 24 group console in its *Studio 2*. The console is to the same specification as that installed at *Air Montserrat* last year.

- *Music Centre*, *Wembley* has upgraded its facilities for film and television audio work with the installation of a *Neve Necam II* computer assisted mixdown system. ■



It's a reliable recorder with foresighted features. A new constant-tension transport has a full symmetric tape path, the most advanced electronic servo and a large diameter capstan without pinch roller. The latest electronics includes single-card-per-channel modules, full-fledged remote

controller, auto-locator and interface access for external synchronizers.

Otari MTR-90 — the masterly multitrack with engineering expertise available in 16, 16 prewired for 24 and 24 track formats. Write to us for further details of the new-generation machine.

**OTARI**

Industrial Tape Applications  
1-7 Harewood Avenue, Marylebone Road,  
London NW1 Phone: 01-724 2497, Telex: 21879

Otari Electric Co., Ltd.  
4-29-18 Minami Ogikubo, Suginami-ku,  
Tokyo 167 Phone: (03) 333-9631,  
Telex: OTRDENKI J26604

## Otari MTR-90. True progress in multitrack engineering.



# Basic studio acoustics and design

Rupert Neve (Broadcast Training and Services Ltd)

A STUDIO has to be an ideal environment enabling creative work to be carried out with a minimum of frustration or disturbance. The qualities which contribute to such an environment are:

(a) Isolation—the attenuation of *outside* sounds which would otherwise interrupt work, and attenuation of *inside* sounds, eg monitoring, music recording, etc, so that you don't offend your neighbours;

(b) Controlled acoustics—giving a much greater freedom especially in the production of music and drama.

Generally, one should aim for a working environment which gives a high degree of comfort and permanence to reduce fatigue and ensure repeatability.

A studio can mean anything from a small voice booth to a large complex of studios and control rooms with multitrack music recording, stage and lighting facilities. The cost can vary enormously and it is very important to define the type of work to be undertaken in order to meet the standards required. In addition to the studio itself, an adjacent control room is required with a soundproof window between. The control room will contain mixing and effects units and high quality sound monitoring equipment, plus recorders and various other electronic equipment. Additionally, voice communication must be provided between the control room and the studio.

In a busy situation it makes sense to have one or more additional rooms suitably equipped for mixing, programme assembly and editing so that these operations can proceed without tying up the main studio/control room.

## Isolation

Studios and control rooms must be designed to have high isolation from the outside world and from each other. The reverberation time must be designed to suit the type of work to be undertaken and must be con-

**The purpose of this article is to give a brief outline of the principal acoustic requirements for recording and broadcast studios, together with some practical suggestions as to how such requirements may be achieved especially when converting an existing building. The emphasis is on the minimum standards, but these give useful guidelines for studio construction.**

trolled over as wide a range of frequencies as possible. The acoustics of the control room are as important as those of the studio. Also noise in the studio due to ventilation or other services must be kept very low.

If top performance is required it will be necessary to employ an acoustics consultant capable of a full design and supervision service. He will ensure that the right materials and methods have been used and undertake proof of performance measurements. A compromise design is usually not advisable for a busy commercial studio where efficient utilization of facilities is important and where effective use of invested capital is a factor.

There are many kinds of studios. For example music recording, multitrack studios, mixdown studios, disc mastering, broadcast, film sound, and video. They all fulfil the primary purpose of providing the right working environment for the user. They vary only in specification details which are required to achieve the optimum for the specialist.

There are three fairly clearly defined classifications:

(a) Full broadcast or top quality recording standard where isolation is in excess of 55dB for both airborne and structure borne noise which usually requires a floating structure decoupled from the rest of the building. Reverberation time is maintained over a wide frequency spectrum.

(b) Intermediate standard where isolation may be of the order of 35 to 50dB. A floating structure would only be necessary in the presence of

heavy city traffic or underground trains nearby. The acoustic treatment may be less effective and the reverberation time not so closely controlled especially at low frequencies.

(c) Practical production room standard where isolation is less than 35dB and acoustic treatment is limited to that which is necessary to achieve a pleasant sound.

There is a cost factor of about three times between each classification. For instance if (a) costs around £90/sq ft (b) costs around £30/sq ft and (c) may cost as little as £10/sq ft. These figures cannot be taken as indicators of actual cost as obviously location, country and inflation will vary greatly.

The ratios reflect the very large cost of achieving high standards where extensive structural work may be required but they also reveal the attractive possibilities of a relatively low cost studio which has been carefully sited.

Where does one start? The correct starting point is at the *concept* stage, so this is where we must ask some pointed questions. Firstly, what is the main use to which the studio is to be put? Is it music recording, drama, entertainment, documentary programmes, etc. The answer is frequently "a bit of everything". If so, then the cost will be higher or the results inadequate for some uses. Quite often a studio does get used for a wide variety of purposes, but this inevitably means a more comprehensive design so that several functions can be covered. Secondly, we need to ask how much usage will the studio

get? If recordings are only made for two or three hours each day, but you have to stop once or twice because of a jet aircraft overhead, or because of a fire engine siren in the street, it would be arguable that you should not spend large amounts of money on expensive sound isolation. But if a busy main road nearby has heavy trucks passing every few minutes then a high degree of isolation is needed. Considering isolation, therefore, we must ask what is the environmental noise level like and how does it vary throughout the day?

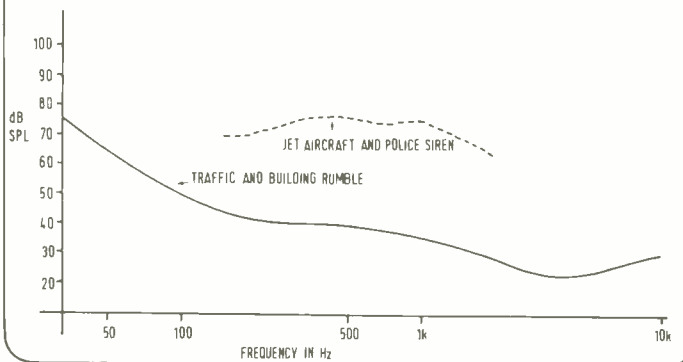
The main sources of outdoor noise in towns are road and rail traffic, children playing, service deliveries, road repairs and building operations and, of course, aircraft are a potential hazard almost anywhere.

Sources of indoor noise, if the studio is in a shared building, are hi-fi equipment, radio and TV receivers, banging doors, heavy footsteps on wooden or concrete floors, lifts, air conditioning and other such machinery. These need to be measured and their probable effect assessed before trying to make decisions. **Fig 1** shows typical residual noise in a 'quiet' location, illustrating the need for adequate isolation. The best defence against any form of interfering noise is distance but one is not often in the happy position of being able to choose a truly remote location and an appropriate degree of isolation is always necessary, even if only to exclude birdsong!

A survey of the site before going ahead with a studio must be fairly thorough and must take account of seasonal activities (ie school holidays might lead you to forget that the next door building is a school!). Local planners need to be consulted about proposed new roads or other developments as well as the nearest airport, including details of present or projected aircraft flight paths. An alternative site would almost certainly be cheaper than trying to



FIG.1 BASIC STUDIO DESIGN RESIDUAL NOISE



exclude the sound of frequent low flying jets. Avoid busy main or trunk roads which carry continuous heavy traffic. Similarly avoid schools, railways (including underground) churches, convents or public clocks with bells or chimes. Beware of nearby factories with heavy machinery, high power transformers and high voltage electricity power lines. Watch out for high power radio and radar installations closer than a mile.

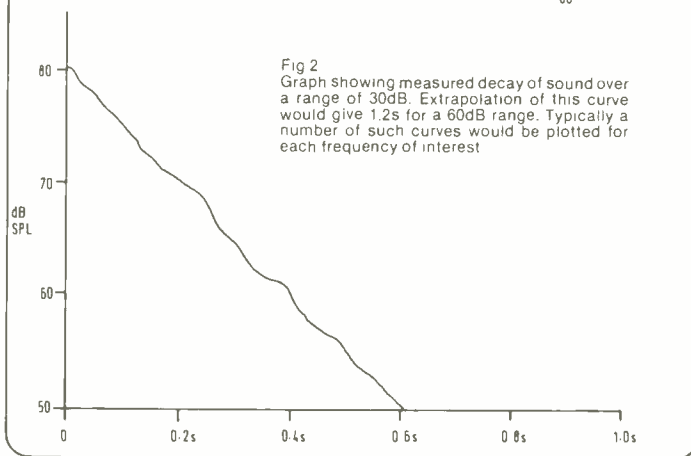
A third factor is the question of whether the studio you are planning is likely to cause any kind of nuisance to neighbours.

It is all very well to conclude that you have found a quiet residential area, which will enable you to convert a building for use as a studio, but what about the noise you will be making? Sound from the studio must not leak out sufficiently to be audible under quiet conditions, say late at night. It is also necessary to consider car parking and the noise created by groups of people arriving or departing.

It is usually necessary to provide a reception area, rest rooms, coffee and refreshment facilities and so on. Normally these factors would be taken care of by an architect and they will certainly be considered by the local planning authorities before granting permission. You can obviously save time and money by taking such factors into consideration yourself before making formal planning applications and incurring professional fees.

The next important question is whether to build from scratch or convert an existing building? A new building enables all the important parameters to be designed in at the start. It is only necessary to agree the specification and if you have the right professional advice, full facilities and acoustic performance will be achieved. An existing building may merely make use of existing rooms modestly adapted to classification (c) performance or it can be entirely remodelled inside retaining only the outer shell to achieve a studio complex to full classification (a) standards. In the latter case, an architect will do as much work as for a new building, but if you are adapting a building to provide a more modest

FIG.2 BASIC STUDIO DESIGN REVERBERATION TIME  $RT_{60}$



standard you can save professional fees by assessing some of the features yourself.

A building must be well built and have a solid 'feel' about it. Unfortunately not many very modern buildings achieve this. However, in older buildings typically the lounge and dining room are ideal for conversion to a studio and control room. Depending on the layout of the rooms you will need sound resistant doors to an entrance hall. Alternatively the studio door can be bricked up and access made from the control room. You will also need to fit a window between the control room and studio. Doors and windows of advanced design are available from specialist suppliers complete with their frames to build in.

If the hall is likely to sustain noise of people coming and going, etc, during recording, then the doors and walls between hall and studio and control room have to be well insulated for sound and this could mean expensive double doors. It is probably cheaper to make a new entrance to the building and block off the hall, using it as a sound buffer area which can be used for storage of tapes, archives, books, etc. Watch out for toilets and water pipes which can be heard in these rooms when taps are opened.

You will find a second audition room very useful, where you can have semi-control room acoustics, for

editing and listening. The amount of insulation from this audition room to the others must be fairly good, but is usually easy to achieve as it is likely to be the other side of the entrance hall. The audition room does not itself need very high isolation from the rest of the building.

It is very important to establish that the walls are heavy enough to give the isolation required. Single partitions of lath or plasterboard are not usually satisfactory. Either a double 4½in wall or a single wall of 9in thickness is required. Apart from visual inspection there are no really definitive tests possible at this stage

because doors and windows are likely to be the weakest link.

Unless you are certain that isolation of less than 30dB is enough for your purpose, it will be necessary to fit fully designed acoustic doors and windows which typically have isolation around 35 to 40dB. Walls, floors and ceilings can be strengthened acoustically by additional construction which may take the form of standard building materials (wet work) or special isolation panels containing lead (dry work). Although the initial cost of dry materials is higher, their convenience may well outweigh their cost.

So much for lateral isolation. Now you need to check isolation from above and below. Get someone to walk around in ordinary shoes and speak in a good audible voice, as if on the telephone, in the rooms above. Hard noises such as leather heels, on bare floor boards are fairly easy to get rid of. Place a strip of a few yards of good foam rubber-backed carpet on the floor above and walk on it. The footstep noises should be greatly reduced but watch out for heavy low frequency thumps still audible when your tester walks on the carpet. If the floor shakes and transmits these thumps you may need a more expensive treatment either to the floor above or to the ceiling of the studio. This will mean that you need sufficient height in the studio to fit a suspended ceiling. However, this all depends upon what you use the

upstairs rooms for. Noise from below is unlikely to affect you but check that conversations elsewhere can't be heard in the studio and that the floor does not thump or creak as you walk about. You should aim to find a building that requires only carpet on the floors. If a sound level meter is available having a flat response position noise level tests will be of great value to assessment.

Once the ground work has been done you will be likely to need measuring equipment and professional advice from an acoustic engineer who understands your objectives and who can, therefore, respond efficiently and can brief your architect. He will also estimate the weight of new or modified structures and at this stage your architect will say whether an existing building can take it.

The big lesson to be learned is that you must be clear in your own mind of your objectives.

An objectively prepared brief which provides answers to the questions is a remarkably helpful document which saves time and money in the long run.

### Controlled acoustics

A studio must be free from objectionable reverberations, echoes and acoustic resonances. As with isolation, the degree of perfection necessary varies with the use to which the studio will be put.

Anyone who has viewed an empty building knows that echoes abound, footsteps and noises sound louder and sound is often hard. By contrast a well furnished room with heavy carpet, upholstered chairs and book-lined walls sounds quiet and gives an air of intimacy. This is because the higher frequencies are readily absorbed by such furnishing.

Sound is reflected off hard surfaces such as bricks and concrete. If walls are left bare, sounds will continue to be reflected from wall to wall after the original sound has ceased. The time taken for the sound pressure to fall by 1000 times its original value (or 60dB) is called the reverberation time (or  $RT_{60}$ ). Reverberation time can be reduced by using absorbent materials in a room. Sound is not reflected equally well at all frequencies and a wall or floor covering which absorbs well at high frequencies is usually ineffective at low frequencies. This gives the room a characteristically tubby or even a boomy sound.

A large room or hall can be allowed to have a longer reverberation time than a small room, but whether the  $RT_{60}$  is long or short it is necessary that it should be the same value (or as near as practical considerations allow) at all the frequencies of interest. It is also necessary to ensure that the sound dies away at an even rate (see fig 2). Some buildings have naturally good acoustics either

# Studio design

because of careful design or due to a favourable disposition of dimensions and materials.

Small rooms are often more difficult to deal with as the natural RT increases more quickly at middle and low frequencies.

A purpose built studio can be correctly designed from the outset and once the specification has been drawn up it is simply a matter of correct design and construction to ensure that the specification is met.

Adapting an existing building is obviously easier if isolation and reverberation are already good but even if this appears to be so it is essential to consult an experienced acoustics engineer at the start. Such measures as curtains (used on their own) egg boxes, peg board and even so called acoustic tiles are not effective — they may absorb the wrong frequencies and can actually worsen an otherwise useable room. Extensive use of fibreglass quilting produces too much absorption at high frequencies and needs to be balanced with other materials for even response.

Design values of reverberation time will vary quite considerably depending on the intended use of the studio, fig 3.

A small speech studio requires a short  $RT_{60}$  of about 0.2 to 0.5s. A multitrack studio is also given a short  $RT_{60}$  but for different reasons. Music groups, especially strings and choirs, need a somewhat longer  $RT_{60}$ , say around 0.5 to 1s. Large orchestras may need even longer  $RT_{60}$ .

It is very useful if the studio is large enough so that one end can be made dry (short  $RT_{60}$ ) and the other end fairly live (long  $RT_{60}$ ). This is of particular benefit for drama. If a studio is too dry musicians complain that they cannot hear themselves or each other. Careful use of directional microphones can produce a high definition sound even if the musicians are placed near the live end of the studio. As stated previously,  $RT_{60}$  should be reasonably even with frequency and, broadly speaking should be maintained over the range of frequencies being produced in the studio.

## Design of the studio building

### (a) Isolation

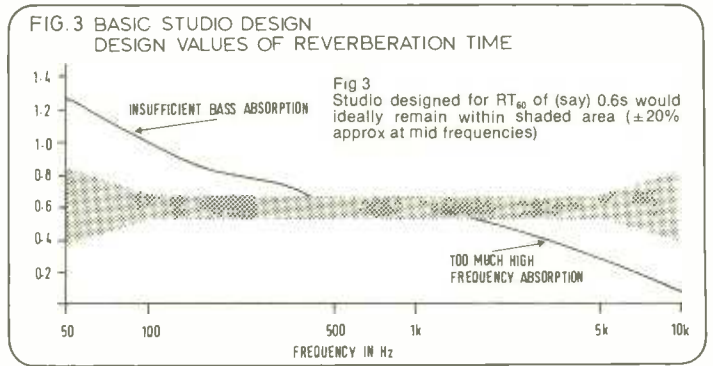
Sound travels through liquids and solids. Air is a liquid and very small apertures in a studio construction can completely wreck an otherwise good design. Doors and windows are the most obvious points of weakness.

Inadequate air seals will let sound through. Electrical fittings, ceiling and floor cavities, ducts and holes in walls which have been hidden but not filled are common offenders.

Sound travels through solids such

as a wall or a door by causing it to vibrate and so creating a new sound wave on the other side. If the wall or door can't move then it can't create the new sound. So to prevent all transmission of sound, a wall or door must either be infinitely rigid or infinitely massive (see table 1). Therefore, a brick wall is very much better than a timber frame clad with building board and filled with fibreglass. This is often incorrectly specified. A door may have to be constructed with sheets of lead internally, alternatively it may be filled with sand or concrete. The weight makes it difficult to hang and to obtain a good seal, therefore, design is important. More than one door may be used with a space between, but the total weight must still be large. Similarly windows need to be double-glazed and of thick glass and framed in such a way as to prevent structure or airborne leaks around them.

Where walls, floors and ceilings are inadequate from an isolation point of view, special panels containing lead have to be used. Sometimes the required isolation can only be obtained by building a floating structure within the main room to isolate all structure-borne noise. The great weight often required for good



studio design needs a very strong building and an architect must look carefully into the effect of adding such weights to the building structure.

The isolation provided by a door or window can be no better than that of the wall in which it is located and there is obviously no point in buying a 50dB door to hang in a timber frame and plasterboard wall with only 30dB of isolation — yet this is done all too often! Every aspect of the studio must be taken into account. Any weakness can spoil an otherwise good design.

### (b) Ventilation

The result of good isolation is that

you tend to have an airtight box and ventilation or air conditioning is necessary (see fig 4). An adequate ventilation system will take into account the amount of heat generated in the studio from equipment, lighting and people. The noise from air conditioning or ventilation must be kept low and to achieve this the air flow must be at low velocity from large ducts and blowers or compressors properly isolated. The ducts themselves must be acoustically baffled to prevent sound travelling through them from one area to another. Noise due to ventilation systems must not worsen the studio noise level by more than 5dB.

Attenuation of low frequencies in large ducts is very low so that long runs are an advantage. Separate ducts for different rooms and areas must be used, only meeting back at the plant to prevent loss of isolation acoustically to avoid picking up airborne noise outside the studio.

### (c) Lighting

Studios need the right kind of lighting which must give both flexibility and repeatability. A studio can look and feel quite different under alternative lighting effects. Simple systems are available which enable lighting to be controlled from a desk mounted panel. More complex systems include memories which allow effects to be recalled either manually or in sequence. Drama productions benefit greatly from such possibilities and production time can be reduced considerably in video work by using the right kind of system.

Lighting should be suspended on a grid system which enables lighting units to be secured where they are wanted and readily moved, replaced or maintained. There are several proprietary systems ranging from very modest scaffold poles to the fully professional remote controlled TV and film studio systems.

Regardless of the complexity or simplicity of the system, light fittings and mountings must not introduce acoustic noise through ringing vibration or humming of chokes and control devices. Electrically there must be no interference. These factors are taken care of by proper attention at the planning stage and by good installation. An experienced

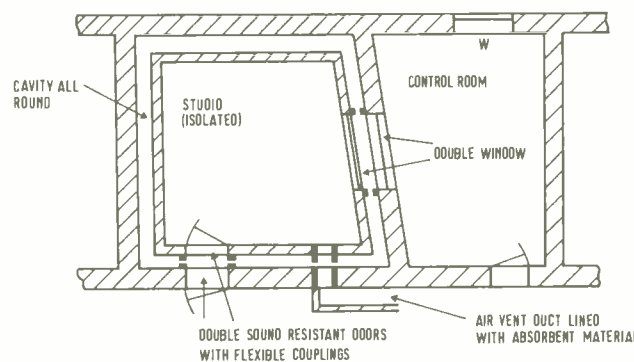
TABLE 1

### INSULATION OF TYPICAL WALL STRUCTURES


(Note that the mass approximately doubles for each 5dB increase in insulation. Values are approximate and assume walls are fully sealed.)

Insulation dB	Weight		Construction
	lb/sq ft	kilos/m <sup>2</sup>	
25	2	10	2in stud frame clad both sides with 1/4 in plywood
30	4	20	As above but clad with 1/2 in plaster
35	10	50	2in compressed straw slab skimmed plaster both sides or 2in hollow clay block with 1/2 in plaster both sides
40	25	120	3in clinker block with 1/2 in plaster both sides or double 2in wood wool slab with 2in cavity and 1/2 in plaster both sides
45	50	250	4 1/2 in solid brick with 1/2 in plaster both sides
50	100	450	9in solid brick with 1/2 in plaster both sides or double 4 1/2 in brick with 2in cavity and 1/2 in plaster one side
55	200	1000	18in solid brick with 1/2 in plaster both sides or 15in dense concrete with 1/2 in plaster both sides or double 9in brick. 2in cavity and 1/2 in plaster both sides

FIG. 4 BASIC STUDIO DESIGN PRINCIPLES OF A MECHANICALLY AND ACOUSTICALLY ISOLATED STUDIO







# Soundcraft 1624

Manufacturing:  
Soundcraft Electronics Ltd  
5-8 Great Sutton Street  
London EC1V 0BX  
England  
Telephone: (01) 251 3631  
Telex: 21198

US Distribution:  
Soundcraft Inc  
PO Box 2023  
Kalamazoo  
Michigan 49003  
Telephone: (616) 382 6300  
Telex: 22-4408

West Coast:  
Westlake Audio  
6311 Wilshire Boulevard  
Los Angeles  
California 90048  
Telephone: (213) 655 0303  
Telex: 698645

Canadian Representation:  
McKeen Productions Ltd  
PO Box 4054 Station E  
Ottawa  
Ontario K1S 5B1  
Telephone: (613) 236 7242  
Telex: 053-3381

**SOUNDCRAFT**  
ELECTRONICS LIMITED



Brandon Wade's Crosstown Recording, Kalamazoo, Michigan.

# Studio design

engineer will design with these factors in mind and will know how to deal with any problems which may arise.

### (d) Noise levels

Before attempting to specify the isolation and noise levels it is a good thing to be aware of some of the magnitudes involved and how they relate. **Table 2** gives a rough idea of levels of some familiar sounds.

Noise performance of a studio is usually defined by a noise rating or NR curve which takes account of the subjective effect of human hearing. Low frequencies can never be attenuated as effectively as mid and high frequencies but fortunately they don't need to be. See **fig 5**.

### (e) Reverberation

Reverberation is controlled by using boxes or panels designed to absorb particular bands of frequencies. At the low frequencies special resonators may be required. The number of boxes and the extent of such treatment depends upon the desired reverberation time. Having the correct reverberation time makes the difference between success and failure of a studio. Treatment to secure the right results is expensive but far less expensive than adopting a compromise (which may look attractive) and then spending further money and loss of working time trying to correct deficiencies. Although this seems to be an obvious statement, a great many studio owners fall into the trap of false economy and many commissions of acoustic consultants are, in fact, rescue operations.

It was stated earlier that reverberation time should be reasonably constant over the frequency range of interest. Absorbing high frequencies is comparatively easy and is often accomplished by curtains, furnish-

TABLE 2

Pascals	Microbars (Dynes/sq cm)	SOUND PRESSURE LEVEL		Description
		dB above the threshold		
20.0	200	120		Pain. Close to aircraft engine or steam hammer
6.0	60	110		Monitor level in Pop studio
2.0	20	100		
1.0	10	94		Loud machinery in factory
0.6	6.0	90		Loud orchestra/choir
0.2	2.0	80		Average orchestra or chamber music
0.1	1.0	74		
0.06	0.6	70		Average speech
0.02	0.2	60		Ambient in quiet office
0.006	0.06	50		Quiet Church ambient
0.002	0.02	40		Countryside on a quiet night
				Good, well isolated studio
0.0006	0.006	30		
0.0002	0.002	20		
0.00006	0.0006	10		Virtually no audible sound
				Pin drop on soft carpet 10ft away
0.00002	0.0002	0		Threshold level

ings and book-lined walls. In fact it is often necessary to avoid too much absorption at higher frequencies. Furnishings are not very effective at low frequencies and there is no substitute for correctly designed acoustic absorber panels.

A short  $RT_{60}$  means that a greater surface area in the studio has to be acoustically treated which obviously means higher cost.

The technique of multitrack music recording requires very short  $RT_{60}$  to improve separation between instruments, vocalists and tracks. Straight stereo or mono recording of small music groups and choirs requires a *natural* balance and this is aided by a somewhat longer  $RT_{60}$  which the musicians themselves usually appreciate.

The final choice of reverberation time should be arrived at with the help of an acoustics consultant who will also specify the type and extent of the acoustic treatment.

It should be remembered that there are so many variables in the design and construction of a studio that it would be unusual if everything were

to come right first time. It may be necessary to vary the number or type of absorbers.

### Proof of performance

However modest your studio, it is advisable to carry out some tests to ensure that design and construction have achieved the desired result.

Your acoustic consultant will normally carry out this service and the measurements he makes should reasonably agree with the design specification.

Isolation is measured by producing high sound levels outside the isolated area and measuring the sound level inside. This may be carried out wide-band or at selected frequencies. Weighting curves may be used.

Noise level is measured in the studio to establish the residual noise from ventilation, lighting and other plant. In a good studio noise level will be much too low to give a reading on a sound level meter. Expensive low noise microphones are needed, preferably with a 1/3-octave analyser.

Reverberation time can be measured with band limited pink noise on discrete tones at a sufficient number of frequencies to establish the performance. The test signal is switched off and the decay plotted against time on a chart recorder.

Results may be supplied as figures or graphs. Sophisticated designs usually call for graphs showing variation or performance with frequency. Acoustic measurements are time consuming and sometimes require the use of very expensive

equipment. Some consultants use specially prepared tapes and make recordings which are later analysed by a computer or in the laboratory.

The whole question of sound and noise is made complicated by the incredible design and range of the human hearing system. The ear responds to changes in air pressure at frequencies roughly between 20 and 20,000 times a second. It responds to frequencies in the middle of the range better than to those at the extremes, but the sensitivity to high and low frequencies alters as the sound level rises becoming more linear as the sound level increases. This is one of the reasons why hi-fi equipment is often played loudly. Loud sounds appear to have more bass and treble.

A healthy human ear can hear sound pressure levels as low as 0.00002 Pascals (Pa) and can tolerate without pain, sound pressures as high as 20Pa which is a linear range of one million times. However the sensation of loudness works on a logarithmic scale and the decibel (dB) is used as a unit which gives manageable numbers and reasonable correlation with subjective hearing. The dB is 20 times the common logarithm of the ratio of the sound pressures. It is a ratio and not an absolute. However, if 0dB is made equal to 0.00002Pa (threshold of hearing) then any other sound pressure can be expressed as a ratio to it.

Weighted curves (**fig 6**) are used to graph subjective sensation and are used to arrive at the actual isolation required for a studio. The noise level in a studio affects the signal to noise ratio of the resulting programme in a similar way to noise in the electronic part of the system. There is always some noise and it is necessary to ensure that the S/N ratio is good enough for your purpose.

The signal is the sound arriving at the microphone — say around 70dB sound pressure level. For an S/N ratio of 50dB the studio noise must not be higher than 20dB (70-50 for the mathematically minded). This would be satisfied subjectively by meeting the NR20 noise rating curve.

Fortunately low frequency noise is subjectively less important or studios would become even more expensive.

Remember that silence is expensive — don't over-specify. To keep costs within reasonable limits your studio must be designed so that it is appropriate to its intended use. ■

FIG. 5 BASIC STUDIO DESIGN  
TYPICAL NOISE RATING CURVES FOR STUDIOS

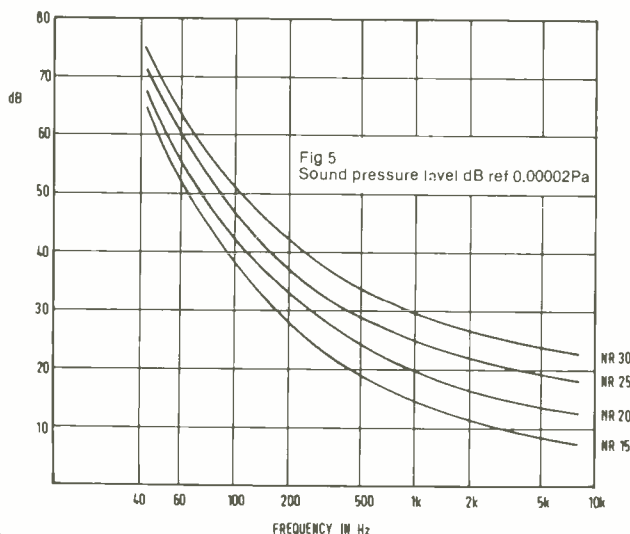
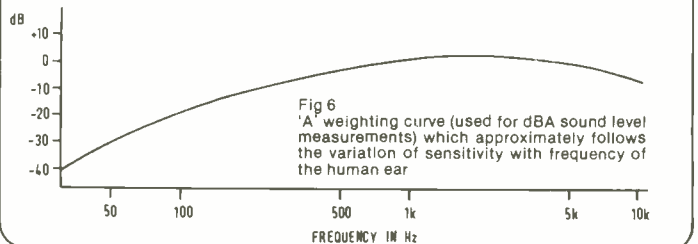
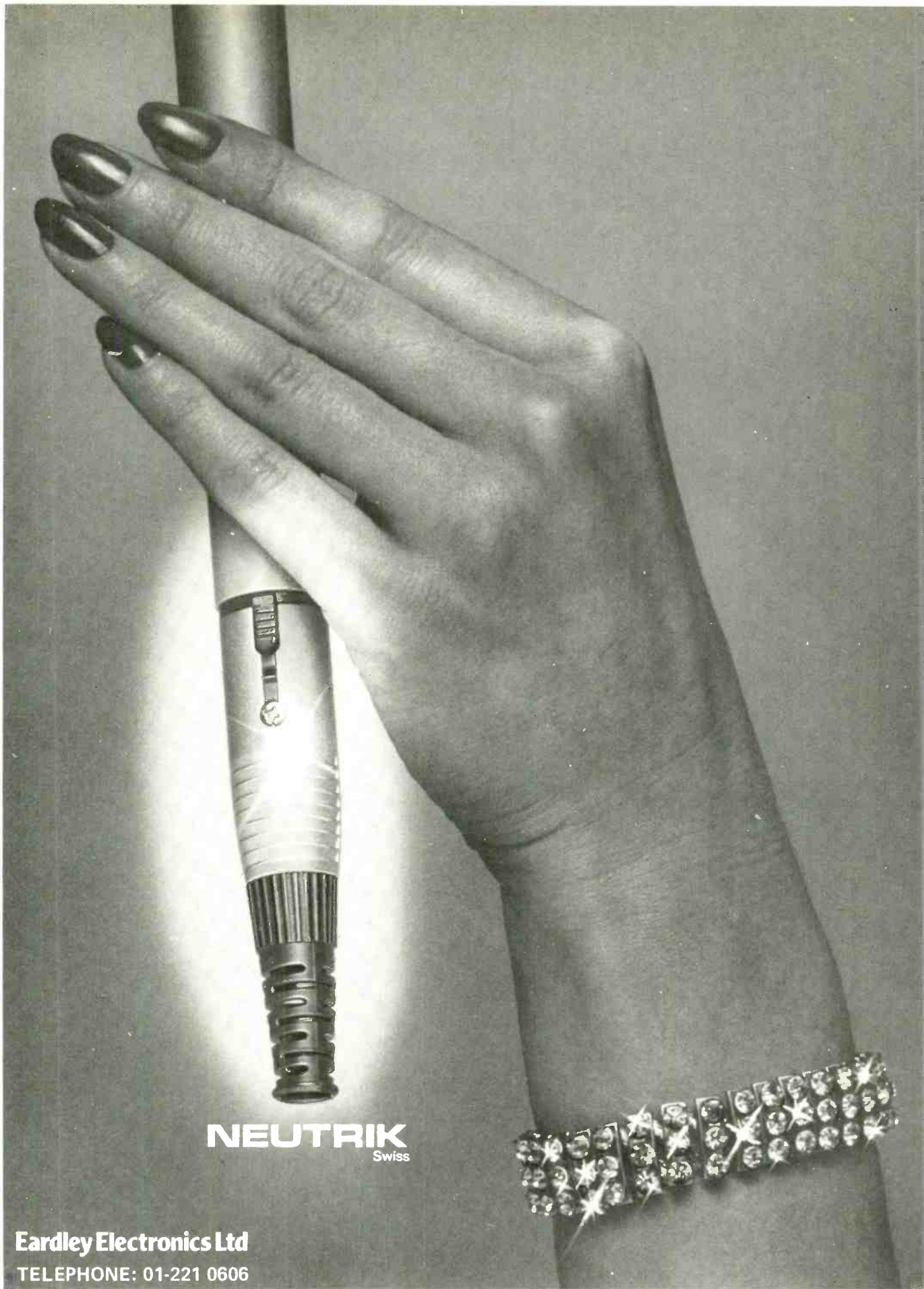


FIG. 6 BASIC STUDIO DESIGN  
'A' WEIGHTING CURVE







**NEUTRIK**  
Swiss

**Eardley Electronics Ltd**  
TELEPHONE: 01-221 0606

# Developments in recording and monitoring acoustics

Andy Munro (Turnkey Two)

THE FOCUS of attention in the modern recording studio is the control room, since it is here where the final sound is 'created', manipulating a multitrack master tape into the recorded product the discerning public has come to expect. In order to judge the quality of the sound originating in the studio, it is necessary that the monitor

As the professional recording chain becomes less and less distorted, the performance of the acoustic environment has increased in significance to the point where many traditional design concepts can be shown to be inadequate. It is the purpose of this article to bring attention to some of the latest developments in acoustic technology.

system maintains total neutrality and it is in the attainment of this

that the greatest effort should be expended.

The monitor system itself consists of every element between the console output and the engineer/producer's ears which does not exist in the console/tape machine chain. The loudspeakers have always been considered the weak point in the hardware part of the chain, being the source of distortion and coloration far in excess of anything else. However, new developments in power handling and phase correction have eliminated many deficiencies to the point where the control room itself comes into question as a source of signal degradation.

## Acoustic environment

Fig 1 shows a typical sound field development in a control room and it can be seen that many path lengths must occur between loudspeaker and listener. These path lengths may be defined as follows:

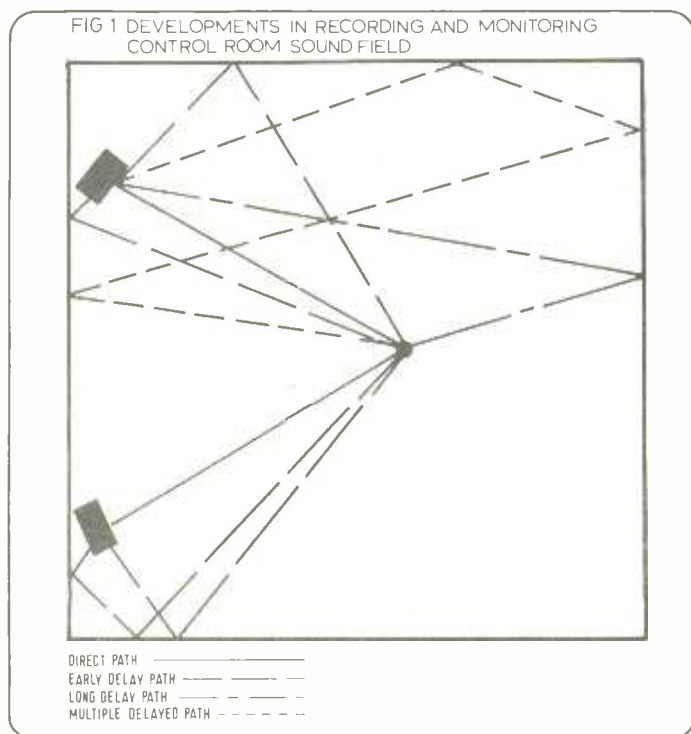
- (a) direct path, effectively anechoic;
- (b) early path lengths, arriving up to 10ms later than the direct sound;
- (c) long path lengths, 10 to 20ms behind (a);

(d) reverberant sound field created by multiple path lengths and defined in terms of the RT60 of the room.

The reflections having the most disruptive effect are (b) which cause phase cancellation at frequencies defined as  $F = \frac{500}{\Delta t}$  where  $\Delta t$  is the path difference in ms.

Path lengths in excess of 10ms can, of course, produce similar phase cancellations, but they have much less disruptive effect for the following reasons. Their amplitude is considerably lower as they approximate inverse square law decay, for at least some of their journey. Their intensity may be reduced by two or more reflections from absorbent surfaces, and they are also subject to the 'Haas effect' which is the ability of the ear to discriminate between direct sound and echoes. In the region of 15ms to 20ms of delay, human hearing is particularly aware of this effect which leads it to ignore such delayed information in the presence of the direct signal. This can be demonstrated by placing such a delay in one channel of an otherwise equally aligned stereo sound system. The listener will be aware only of the direct channel, almost totally ignoring the delayed sound. When the delayed channel is switched off, however, the ear detects a change in the ambient sound field and usually finds the sound less interesting.

It becomes apparent therefore,





that the ideal monitoring sound field consists of the direct sound path free of early interfering reflections followed with a highly diffuse ambient field consisting of multiple reflective paths with the first path difference greater than 10ms.

### Time delay spectrometry

Much of the work involved in the measurement of the effects of room reflections has been made possible by time delay spectrometry (TDS), a technique developed by Richard Heyser of the California Institute Research Foundation. Basically the system consists of a swept filter which tracks the output of a synchronous swept sine wave generator with a specified lag time. By adjusting the lag time (hence TDS) it is possible to measure the direct signal or any successive reflection with no interference. The time window can be adjusted to measure direct and early reflections together and it is this analysis which shows severe phase cancellations in traditional monitor systems and rooms.

Another useful tool in this aspect of time related measurement especially where rapid analysis is required, is the Ivie 30/174 microprocessor analyser. This extremely powerful device is well documented elsewhere, but mention of its time related measurement capability is warranted here.

An external signal generator provides a steady sine wave which can be gated to provide a tone burst. The analyser may be set to open a measurement window which corresponds to either the direct or reflected pulse. This enables successive delay paths to be studied and corrective acoustic treatment provided as required. Alternatively an internally generated snare pulse allows wideband spectrum analysis at specific time intervals allowing the measurement of both frequency response and delay time simultaneously. Fig 2 shows a typical setting Ivie 174 in the gated time mode in order to determine the amplitude of the finest discrete reflection arriving at the measuring microphone. Care must be taken to allow for the initial response of the speaker system to the snare pulse especially with large bass drivers.

Successive reflections can be measured at different frequencies to construct a time v energy curve for the monitoring environment.

Such techniques would not be viable in a commercial sense were it not for the speed with which such measurements can be obtained. In terms of the construction time of the average commercial studio, time related analysis more than justifies itself as the acoustic environment can be pieced together bit by bit, eliminating the need for costly alterations when the final decorations are in place.

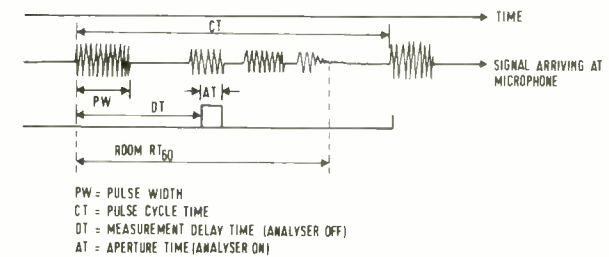
### Live end-Dead end

In America such techniques have been employed for several years and a new generation of control rooms are emerging. Hardly a month goes by without news of the latest 'Live end-Dead end' (LEDE) studio opening in LA or New York. Fig 3 illustrates the basic layout of a typical LEDE control room.

The concept of the LEDE room was evolved by Don Davis of Synergetic Audio Concepts and is the registered trade mark of this organisation. In order to qualify as an LEDE room a monitoring environment must satisfy the following criteria. There should be a solid non-resonant outer shell which is asymmetrical and large enough to develop extended bass frequencies. This should contain a symmetrical inner shell with a crossover frequency between the shells of  $f_x = \frac{3v}{l}$  where  $v$  is velocity of sound and  $l$  is smallest room dimension. There should be a direct monitor path free of early reflections for between 2 to 5ms (early reflections 15dB or less than the direct sound level). A highly diffused sound field should exist generated by the rear of the room with time delay gaps ranging from 10 to 20ms. A comb effect must be produced by careful spacing and narrow band interference with constant RT<sub>60</sub> frequency. Also the monitor speakers should be mechanically isolated to eliminate structure-borne transmission which can result in sound arriving before the direct path as sound travels at greater speed through solid material. The speakers must be flush mounted and time aligned to the wall plane to avoid any diffractive effects.

By correct geometric design it is possible to eliminate early reflections simply by the exclusion of particular surface angles—it is true that

FIG. 2 DEVELOPMENTS IN RECORDING AND MONITORING  
GTM SETTING FOR IVIE 30/174



a wall area cannot be truly dead if a window exists as is the case in most control room designs.

The essential theory of LEDE, however, stands all argument and there is no doubt that time delay spectrometry is capable of providing more than sufficient proof. The most obvious subjective effect of LEDE room design is the awareness of what is happening to sound in the studio itself. By removing the coloration of the monitor system, every aspect of the recorded sound is enhanced making microphone placement and instrument screening far easier. Phase cancellations and anomalies in the recording chain become painfully obvious in the absence of 'masking effects'. It is logical therefore, that time compensated monitor speakers should find greater acceptance and enthusiasm in such control rooms and this has proved to be very much the case.

### Time alignment

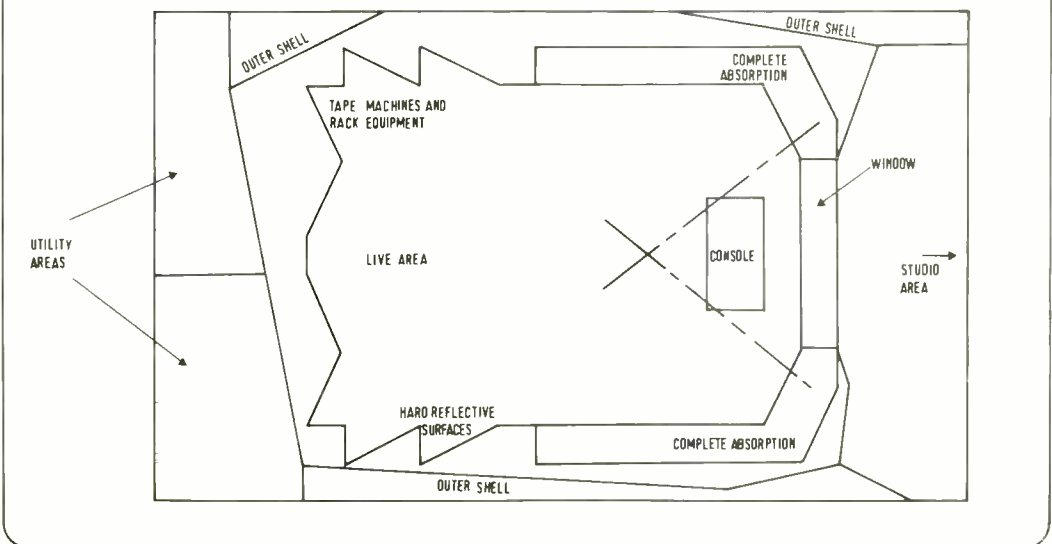
The concept of time alignment or linear phase compensation is not new, but it has long been argued that phase shift between discrete frequencies in a musical spectrum is not detectable to human hearing. There is now an opposing argument that transient response at high frequen-

cies is very dependent on phase, but the most important aspect of phase (time) differences between drivers in a 2- or 3-way monitor speaker is the response anomalies that occur near the crossover points. Here, if two drivers are radiating equal energy, but are displaced by a small physical distance then phase cancellations of up to 15dB can occur. This can be proved very simply using time delay spectrometry and many demonstrations have taken place to indicate just how dramatic the effect can be on the overall system response.

The first investigations into time alignment which produced meaningful results were made by Ed Long in 1977. He experimented with a well proven and accepted monitor driver, the Altec 604, which by virtue of its dual concentric construction has spatial differences between low and high frequency drivers. The effect of correct phase alignment of the two units produced remarkable results. Certainly any A/B comparison of musical material shows interesting effects depending on the phase integrity of the recording and playback system (including the rooms involved). One fact emerges—certain pieces of music sound truly miserable in such conditions.

52 ▶

FIG. 3 DEVELOPMENTS IN RECORDING AND MONITORING  
BASIC LAYOUT OF LEDE CONTROL ROOM



## Developments in recording

therefore it is inevitable that an ever widening quality gap will develop in the commercial recording world which will be immediately apparent when time aligned speakers are available to the domestic hi-fi market.

Having attained the most accurate monitor source one should consider exactly what is the optimum acoustic environment for monitoring. By definition the purpose of a monitor system is to: (a) allow the engineer to assess both technical and musical quality as material is recorded; and (b) provide the producer with an artistic image which correlates not only to the control room but also to the outside world of domestic hi-fi and car radios.

A control room, which is virtually anechoic, may satisfy requirement (a) but with two disadvantages which preclude their use. Music has no natural timbre under such conditions and therefore must have artificial reverberation added which later under normal listening conditions, will appear excessive. The absence of a reverberant sound field with the high listening levels demanded by today's producers would require speakers and power levels on the limit of available technology in a room large enough to be anechoic at low frequencies, especially if boost equalisation is used.

The desired reverberation time for rooms of given volume has been assessed empirically over almost a century and within the limits of personal preference figures of around 0.25 to 0.4s for control rooms have been judged to be ideal. (The Fitzroy RT<sub>60</sub> equation should be used for small control rooms.)

What has not been considered so much in the past is the development of the sound field, which is equally important and provides the ear and brain with the information it requires to assess the acoustic environment. For example a bathroom and a medium sized concert hall may show the same RT<sub>60</sub> at mid range frequencies, but it is perfectly obvious that their acoustic characteristics are fundamentally different. The critical elements in room ambience are the time gaps between early reflections and more importantly the time and amplitude of the initial delay path in relation to the direct signal.

Berenak states that in a concert hall initial delays in the region of 20ms and 10dB below the direct level produce the most desirable ambience with near perfect articulation of the original sound. It is no coincidence that the Haas effect appears at its greatest in these conditions.



Control room of Regal Sound, Hitchin, a recent project undertaken by Turnkey.

In the control room, initial time delays of 10ms or more with highly diffused 'comb effect' reflections following, create the psycho-acoustic effect of a much larger room without any increase of the reverb time.

In the design of the rear of such a control room, great thought must be given to the development of the reverberant sound field. Again, time related spectrometry is invaluable in measuring the density of reflective energy as it is the evenness of the 'time v energy' relationship which is important. The low frequency performance of the control room causes problems when the wavelength becomes greater than a third of the smallest room dimension (invariably the height). In order to maintain even sound field development at lower frequencies it becomes necessary to construct an outer shell which is hard, rigid and asymmetrical. Such a shell must often be constructed for isolation purposes anyway so the geometrical consideration is the only new parameter. The low frequency sound field can only be smooth to the limit of bass audibility if the shell is large enough to develop wavelengths of 30ft and angular enough to generate complex

standing wave patterns. The low frequency reverb time can be controlled by the inner control room walls which, if constructed correctly, will provide wide band absorption free of undamped, high 'Q' resonances. The front of the control room must be considered very carefully in this respect as no early low frequency reflections must take place or, more correctly, their amplitude must not be significant in respect of the directly radiated energy.

Having considered the importance of time/energy relationships, the more conventional concept of frequency/energy curves—frequency response to the layman—seems almost insignificant. However, the ability of the ear is remarkable in detecting response anomalies so the monitor system must be flat to within a 3dB envelope to be considered acceptable.

The perfect LEDE room, in theory, would need no equalisation for the reasons previously stated—a time aligned monitor speaker listened to without early reflections would be perfectly flat regardless of the ambient spectral density which the brain would dismiss as almost insignificant in terms of the original data. This is why again when listen-

ing in a good concert hall one is blissfully unaware of the frequency response of the room—the brain is only interested in the direct information.

It is at this point where one of the most misused and misunderstood elements in the recording chain comes into question—equalisation.

To quote Richard Heyser, "A monitor speaker which has been equalised to a room should exhibit minimal phase shift. A minimum phase speaker is one which when equalised using standard RC or RLC networks has the minimum possible phase shift over the frequency spectrum."

It has since been established that minimum phase shift in a speaker is achieved by time alignment of the drivers to produce what is effectively point source radiation. It has further been established that a correctly designed equalising filter set will automatically balance the phase response of such a speaker.

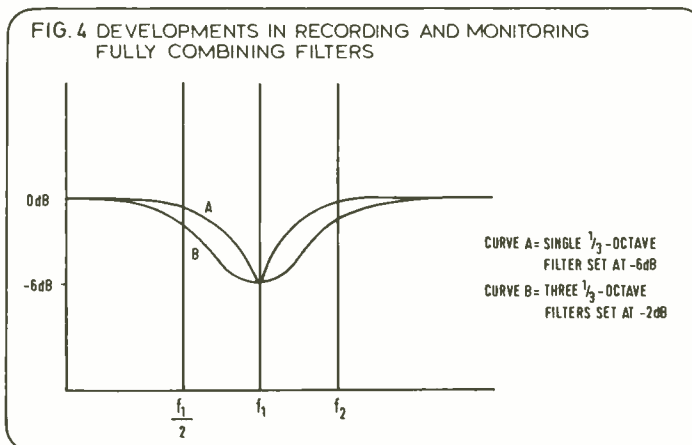
Frequency response anomalies in non-time aligned speakers cannot be corrected simply by graphic equalisation because phase and time related effects cannot be compensated purely by a change in amplitude.

It can further be shown that phase shift in a filter is proportional to slope rate and that filter bandwidths of less than 1/3-octave can produce excessive transient distortion. This is further compounded by narrow band filters 'ringing' due to their long time constant.

The ideal graphic equaliser for studio use is a fully combining 30 or 31 band graphic giving up to 10dB boost or cut per filter. Fully combining filters are such that if two adjacent bands are cut by, for example 5dB the result will be a single 1/2-octave band cut of -6dB. If three adjacent filters are cut 2dB there will be a single 1/2-octave band cut of 6dB (See Fig 4). This property not only allows very smooth equalisation but also such filters are of the minimum phase type. Non-combining filters are not suitable for room equalisation.

To generalise, graphic equalisers are extremely useful for final system tuning and, set correctly, should result in identical energy/frequency curves from one room to the next.

However, they are not suitable for narrow band resonant effect corrections such as standing waves or cavity resonance. In a steady state measurement a graphic equaliser may appear to flatten such effects but the dynamic response of the room will remain poor at these frequencies. The only correct solution for such problems is treatment at source using real time analysis and preferably time delay spectrometry. By identifying the time domain of





# The Strong, Silent, Types.

Atlantex products are built for a tough, professional life. They are well-designed and made with the finest components for clean, noise-free circuitry.

Ashly audio processing units represent the technology of the future. The well-designed, easy-to-use layout allows precision control over the audible spectrum. Shown is the SC-50 peak limiter compressor. Other 19" Ashly units are parametric equalisers, electronic crossovers, pre-amp/processors.

Sescom, the world's finest audio interfacing units, are renowned for high quality products, combined with ruggedness and reliability. The wide range of models includes D.I. boxes, audio transformers, cable testers, and many more useful studio accessories.



The Furman range includes mono and stereo parametric equalisers with pre-amps, tunable crossover/bandpass filter, and (shown here) the neat reverb system with limiter and equaliser. The simple layout and wide range of control gives full scope for creative engineering at a price which gives great value for money.

Built to the highest standard, Whirlwind leads are made with top quality Belden cable, with Switchcraft and ADC connectors. Available from 1' patch cords to 24-input multicore, they are sturdily constructed to give years of trouble-free service.

# Atlantex

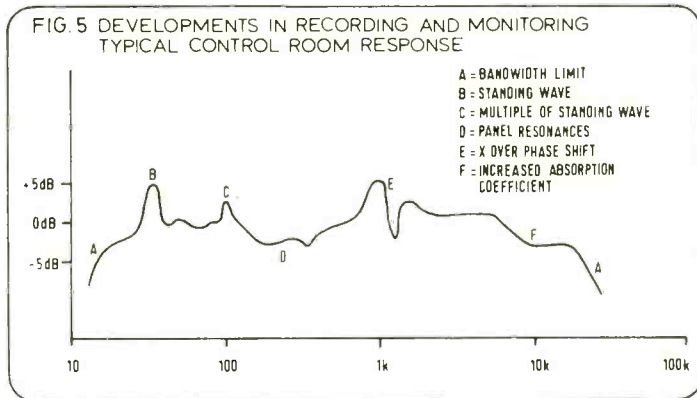
Write or phone for illustrated catalogues.

Atlantex Music Ltd., 34 Bancroft, Hitchin, Herts SG5 1LA.  
Telephone 0462 31511 Telex 826967

## Developments in recording

each resonance, its cause and location can be determined and systematically tuned out by damping (see Fig 5). Equalisation can be extremely useful in reducing the monitor levels required by producers to accurately hear very low and high frequencies. Usually high monitoring levels are justified on the basis of the Fletcher Munsen equal loudness contours but the real problem is often that the monitor room is bass-light. The ultimate benefit of equalisation is that, used correctly, it enables tapes recorded in one room to be mixed elsewhere with little or no change in the quality of the mix.

One common problem is that monitor speakers which have been equalised to different settings on a stereo graphic, mainly because the room is not symmetrical, exhibit poor centre imaging. This is particularly noticeable on voice recordings and is a direct result of phase shift variations with different filter amplitude, emphasised probably by the asymmetrical waveform of the human voice. As would be expected these effects are less noticeable on correctly time aligned speakers and careful room design removes the problem completely.



Great care should be taken when applying excessive low frequency equalisation as it may result in severe amplifier clipping or at worst driver blow-out. A 3dB boost of the 50 to 100Hz octave band would warrant a 100W monitor system increasing to 200W to maintain the same operational headroom! The final comment on equalisation has to be: Two rings don't make a right!

Every element of this discussion has so far been concerned with the control room. It can be safely said that if the monitor system is accurate in terms of energy v frequency v time then what happens in the studio will be heard so acutely that many new recording techniques will evolve. In a minimum phase monitoring situation the smallest anomaly in phase becomes painfully obvious, new mic

positions must be found, certain mic combinations will be stopped and a new method of recording will evolve.

It has long been understood that microphones exhibit severe response changes near reflecting surfaces. The reason has been well explained without the need for TDS but is of course due to time delay itself. Bob Shulein of Shure Bros produced an excellent paper on the correct placement of pressure gradient microphones and noted that pressure response microphones (omnidirectional of small dimensions) do not suffer nearly as badly. In fact when placed very close to a hard, large reflecting plane their response is perfectly flat. This is due to the fact that all sounds reflecting from the surface must be in phase with the

direct sound. This ideal has been taken a stage further by Ed Long who has patented the Pressure Zone Microphone PZM. This microphone has caused much controversy and it is not the intention of this article to pass judgement, but merely to draw readers' attention to new developments in acoustic technology.

The concept of total phase integrity within the recording chain has now become a realisable objective. Digital recording and other advancements are pointless without further improvement in the understanding of sound field propagation and decay. There can be no doubt in the minds of anyone who has experienced recordings made in such LEDE studios that the next few years will see a total rework of sound recording as we know it.

It cannot be over-emphasised that the ideas discussed do work and are entirely provable, but totally unsuitable for studios unprepared to let the room dictate the final performance.

It only remains to acknowledge the work and writing of the following individuals and companies who have been the source of much of the material which has been used in this article. Don and Caroline Davis; Synergetic Audio Concepts; Richard Heyser; UREI; Ivie; FWO Bauch Ltd; Alex Garner, Tannoy Loudspeakers; and B & K Laboratories.

**HI FOLKS!**

**PROGRESSIVE ELECTRONIC PRODUCTS LTD**  
83 LEONARD ST  
LONDON EC2  
TELEPHONE 729.5411

**PHANTOM MIC POWER**

**MIC/LINE SELECT**

**GAIN**

**TREBLE**

**PARAMETRIC MID**

**EQ CONTROL**

**EQ OUT**

**BASS**

**POST/PRE SENDS 1 & 2**

**POST/PRE SENDS 3 & 4**

**PAN**

**PFL**

**8 TRACK ROUTING**

**OPTION OF FADERS**

**NOISE BETTER THAN -126 dBm**

**FREQUENCY RESPONSE**  
30 Hz - 20 kHz ± 0.8 dB

**THD @ 1 KHz** +20dB +24v +30v  
3 V RMS .009% .008%

**GAIN** MIC + 80dB var  
LINE + 60dB var.

**PAD** 20 dB

**MIC INPUT** 200 ohm

**CMAB** £93.50 + VAT

**FULL RANGE OF MODULES, COMPLETE CONSOLES**

**CARDS, CASES, EVERYTHING IN FACT TO DO WITH SOUND MIXERS. SUPERB SERVICE AND ADVICE!**



# THIS AD IS FOR STUDIOS WHO THOUGHT

# MCI<sup>®</sup>

# WAS OUT OF REACH

Big studios already know MCI equipment—they don't have to be told that our equipment is the finest. They benefit from MCI expertise every take they make.

But smaller studios are budget conscious—they feel they cannot afford to go with the biggies and have such sophisticated installations.

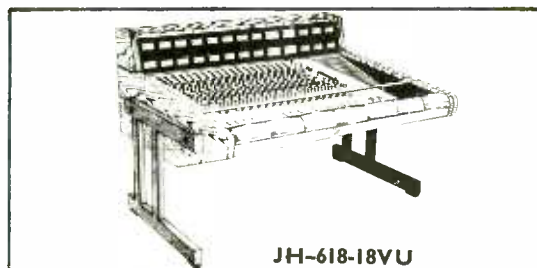
MCI have come up with the most efficient solution to this problem—a package at a cost of less than £22,000.

**JH-618-18 CONSOLE 18 INPUTS  
18+2+6 OUTPUTS**

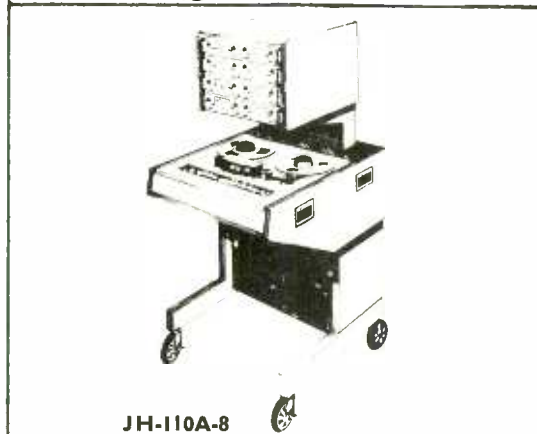
**JH-110A-8 8 TRACK 1" MASTER  
TAPE RECORDER**

**JH-110B-2-VP STEREO TAPE  
RECORDER**

A package designed for small studios and artists wishing to create good music at home (without creating overdrafts).



JH-618-18VU



JH-110A-8



JH-110B-2-VP

# MCI

MCI (PROFESSIONAL STUDIO EQUIPMENT) LTD  
MCI House, 54-56 Stanhope Street,  
London NW1 3EX. Tel: 01-388 7867/8. Tx: 261116

# Survey: studio designers and consultants

Information in this survey is based on questionnaires returned in July, and has not been further checked by *Studio Sound*. Questionnaires were sent to a large sample of architects and consultants known to operate in the acoustics field, although many chose not to reply. Possibly the most crucial question asked was 'Is the company's principal source of income pure consultancy on a project or hourly basis, or anything else?'. This should give some idea as to the 'morals' of the company, particularly when they are receiving hefty commissions for supplying particular brands of equipment—some companies do however manage to offer both services without conflict. In addition, each questionnaire requested the name of one recent project in each of eight areas, in order to indicate the company's scope. Thus the project names indicated in the following text are not necessarily a complete list of projects in any one area. Again, some companies chose not to give the names of recent recording and broadcast projects which might suggest that they are not active in those fields.

## ABADON/SUN INC

PO Box 6520, San Antonio, Texas 78209, USA.  
Phone: (512) 824-8781.

Principal staff: Galen Carol (pres), Woody Smith (VP).  
Consultancy: not the company's principal source of income.

Facilities and personnel: includes drawing office, acoustic measurement facilities, carpenter on call, wiremen, electrical and electronic engineers. Recent projects have included Indian Creek recording studios, discos, Saltillo Mexico Cultural Center (theatre) and sound reinforcement systems. Abadon/Sun has a very limited clientele, with individual design and fitting to suit client's specific market area.  
Fees: individual rates are established after consultation with client.

## ACOUSTIC TECHNOLOGY LTD

58 The Avenue, Southampton SO1 2TA, UK.  
Phone: 0703 37811. Telex 47156.

Principal staff: principal consultants Mr R J Davies and Mr R Crawford, there are six senior consulting engineers including Chris Manning and Bernard Postlethwaite, and nine consulting engineers including Bob Harris.

Consultancy: the company's principal source of income.

Facilities and personnel: includes drawing office, acoustic measurement facilities, mechanical and electronic engineers. Recent projects have included ICC and SAV recording studios, Prairie View, Texas A&M University, radio and TV studios, discos, theatres, auditoria, Doubletree Inns, convention centre Houston, churches, sports stadia, oil platforms, sound reinforcement, etc. The

company recently celebrated its 10th year and completion of nearly 1,000 projects. The consultancy service is backed by comprehensive data analysis services including both main frame and desk top computers.  
Fees: based on time.

## ACOUSTILOG INC

19 Mercer Street, New York, NY 10013, USA.  
Phone: (212) 925-1365.

Principal staff: Alan Fierstein.

Consultancy: the company's principal source of income.

Facilities and personnel: includes acoustic measurement facilities, architects (associates) and electronic engineers. Recent projects have included Atlantic Recording Studios, New York, Paradise Garden, New York (theatre), Radio City Music Hall, The Brick Church, New York. Acoustilog also manufactures equipment related to acoustic measurement of studios.  
Fees: based on time.

## ALICE (STANCOIL LTD)

38 Alexandra Road, Windsor, Berks, UK.

Phone: 07535 51056. Telex: 849323.

Principal Staff: Ted Fletcher, John A Andrews and Mike Bennett.

Consultancy: not the company's principal source of income.

Facilities and personnel: includes drawing office, acoustic measurement facilities, wiremen and electronic engineers. Recent projects have included BMS recording studios, Mercia Sound and Devonair Radio studios, Mandarin Hotel, Singapore conference centre, ICL Conference Centre, Windsor. Alice also manufactures mixing consoles and ancillary equipment for radio and television studios.

Fees: depends on whether consultancy is based on other equipment not supplied (typically provide turnkey projects).

## ANGEVINE ACOUSTICAL CONSULTANTS INC

7349 Davis Road, West Falls, NY 14170, USA.

Phone: (716) 652-0282.

Principal staff: Oliver Angevine, Eric Neil Angevine.  
Consultancy: the company's principal source of income.

Facilities and personnel: includes drawing office, acoustic measurement facilities, electrical, electronic and acoustical engineers. Recent projects have included WWOL Buffalo and WPXN Rochester (radio stations) and WHEC Rochester (TV), discos, Studio Arena Theatre, auditoria, churches, schools, hospitals, etc.

Fees: based on time.

## AUDIO GRAPHIC SERVICES

1516 Ferris Avenue, Royal Oak, Michigan 48067, USA.

Phone: (313) 544-1793.

Principal staff: Edward Wolfrum, Scott Randall, Charles Beach.

Consultancy: not the company's principal source of income.

Facilities and personnel: includes drawing office, acoustic measurement facilities, wiremen and electronic engineers, and associates for carpentry, architecture and mechanical engineering. Recent projects have included Tin Ear Records recording studio, Chicago, WEXL Royal Oak (radio), discos, film mixdown facilities, churches, etc. The company also provides a custom equipment design service.

Fees: based on time. Equipment is not supplied by Audio Graphics.

## AUDIO INTERNATIONAL

424 Grant Avenue, Scotch Plains, New Jersey 07076, USA.

Phone: (201) 322-4466.

Principal staff: Warren Slaten (pres), Sybil White, Eric Slaten.

Consultancy: not the company's principal source of income.

Facilities and personnel: includes drawing office, wiremen, mechanical, electrical and electronic engineers, associates for acoustic measurement, carpentry, surveying and architecture. Recent projects have included Squires Productions, White Plains recording studio, WNOV Milwaukee (radio), auditoria, churches. Company also provides operational training and custom equipment.

Fees: based on project value, fees not payable if equipment supplied.

## AUDIO VISUAL SYSTEMS

Unit 2, West Parade Industrial Estate, Halifax HX1 2TF, UK.

Phone: 0422 58600.

Principal staff: Richard Lockyer.

Consultancy: not the company's principal source of income.

Facilities and personnel: includes acoustic measurement facilities, carpentry, wiremen, electrical and electronic engineers. Recent projects have included discos, Doncaster Civic Theatre, conference facilities and churches.

Fees: question not answered.

## THE AUDIO WORKSHOP

7 The Grove, Harrogate HG1 5NN, UK.

Phone: 0423 57653/57751.

Principal staff: Mr M J Stockdale, Mr P Meakes.

Consultancy: not the company's principal source of income.

Facilities and personnel: includes wiremen, mechanical and electronic engineers, associates for drawing office, acoustic measurement, carpentry, building, architecture, surveying and electrical engineering. Recent projects include Crammer Studios, Celdon Jingle studio, discos.

Fees: based on time, payable even if equipment supplied by company.

## BROADCAST CONSULTANTS INTERNATIONAL

PO Box 10, Twickenham TW1 1BQ, UK.

Phone and telex: not given.

Principal staff: Mr R Swain, associates Mr J Gibson, Mr M Bradbury, Mr J Coles.

Consultancy: the company's principal source of income.

Facilities and personnel: includes drawing office and electronic engineers. Recent projects have included Eel Pie recording studios, Capital Transkei (radio), Radio Jordan, Abu Dhabi TV, auditoria, conference facilities, mobile radio and TV vehicles.

Fees: based on either time or project value.

## BROADCASTING & SOUND CONSULTANTS

16 Bentley Way, Whitehall Road, Woodford Wells, Essex IG8 0SE, UK.

Phone: 01-504 9796.


Principal staff: Mr P N Bone, Mr H S Bishop.

Consultancy: the company's principal source of income.

Facilities and personnel: includes drawing office, associates for acoustic measurement, architecture and surveying, others as specified by clients. Recent projects include Scorpio Sound Studio, Film Australia, various radio stations, and Churches Radio and Television Centre, Bushey. Associate company Shone Sound Ltd specialises in the supply of fittings and studio furniture including acoustic doors. The consultancy has over

58 ►





Substantially more than just a recording console, the Solid State Logic Master Studio System is the world's only thoroughly integrated control room command center. The scope of the system's features affords a degree of creative precision that is without rival; yet the "total controller" approach actually simplifies studio operations. Producers have commented that the SSL brings previously impossible accomplishments within reach, while handling procedures which were once both tedious and difficult almost effortlessly.

A unique tandem-function logic network provides simultaneous command and status indication of both console and multi-track electronics. The most sophisticated studio software yet developed brings valuable computer assistance to recording and overdubbing as well as mixing. Comprehensive in-line signal processors, coupled with innovative signal routing, provide virtually un-

limited control of your audio without patching!

Control panel layouts are both logical and legible, allowing the most complex session requirements to be handled with nearly instinctive ease. Readily accessible modular electronics simplify maintenance, as does the extensive "Tests" program of the SSL Studio Computer. To ensure impeccable performance and reliability, production-line construction standards have been raised to the level of meticulous craftsmanship.

We were not satisfied to build just another recording console. Our challenge was to create, for the true artists in our industry, a powerful, elegant instrument which would not limit their creative expression in any way. The strength of this commitment has shaped one of the most exceptional products of recording technology ever offered: The Solid State Logic E Series Master Studio System.

# Solid State Logic

## Master Studio Systems

UK and EUROPE  
Solid State Logic  
Stonesfield  
Oxford, England  
Colin Sanders  
099 389 324  
TLX 837400

THE AMERICAS  
Washington Musicworks Inc.  
3421 M Street N.W.  
Washington, DC 20007  
Doug Dickey  
East Coast (202) 333-1500  
West Coast (213) 464-8034  
TLX 440519



# Survey

40 years experience of design and construction.  
Fees: based on either time or project value.

## BROADCAST TRAINING & SERVICES LTD

2 Hills Road, Cambridge CB2 1JP, UK  
Phone: 0223 62392. Telex: 817978.  
Principal staff: Mr A Rupert Neve (MD), Mr A S N Foster, E Neve.  
Consultancy: not the company's principal source of income.

Facilities and personnel: includes drawing office, acoustic measurement facilities, wiremen, mechanical, electrical and electronic engineers, associates for architecture and surveying. Recent projects have included Film Australia (recording studio), ICI Brussels (TV), churches, budget AV studios for educational and charitable organisations. Also provide directional and monitor loudspeakers, custom designed audio equipment.  
Fees: based on time.

## SANDY BROWN ASSOCIATES

6 Fareham Street, London W1V 3AH.  
Phone: 01-439 8391. Telex: 28365.  
Principal staff: David Binns, Dick Bowdler, Neil Spring, Alex Burd and David Lamberty.  
Consultancy: the company's principal source of income.

Facilities and personnel: includes drawing office, acoustic measurement facilities, architects, mechanical, electrical and electronic engineers. Recent projects have included Audio International recording studio, Radio Jordan, RTZ Zagreb (TV), discos, The National Theatre, Doha, National Concert Hall of Wales, Jebel Ali Hotel, Dubai (conference facility), churches, noise and vibration consultancy for all building types and industry. In 1979, the firm acted as consultants for projects of value in excess of £280 million.  
Fees: based on time and project value, equipment not supplied.

## JEFF COOPER (consultant in acoustics)

22627 Cavalier Street, Woodland Hills, Cal 91364, USA.

Phone: (213) 887-9100.  
Principal staff: Jeff Cooper.  
Consultancy: the company's principal source of income.

Facilities and personnel: includes drawing office and acoustic design. Other details not supplied. Recent projects include Polygram Studios, Mexico and Singapore, Fantasy Films, Berkeley, and Russian Hill Recording, San Francisco.  
Fees: question not answered.

## COURT ACOUSTICS LTD

35/39 Britannia Row, London N1 8QH, UK.  
Phone: 01-359 0956. Telex: 268279.  
Consultancy: not the company's principal source of income.

Facilities and personnel: includes drawing office, acoustic measurement facility, electrical and electronic engineers, associates for carpentry, wiremen, architecture and surveying. Area of activity is principally in monitoring systems with such recent projects including Majestic Studios, Roger Cook (private), London Weekend TV, discos, theatres and auditoria. Also manufacture loudspeaker systems, graphic equalisers, electronic crossovers and spectrum analysers.  
Fees: on time to two days, then project value. Fees still charged when equipment supplied, unless by prior arrangement with large contracts.

## J H A CROCKETT & ASSOCIATE

83/87 Wallace Crescent, Carshalton, Sutton SM5 3SU, UK.  
Phone: 01-647 1908. Telex: 884671.  
Consultancy: the company's principal source of income.

Facilities and personnel: includes drawing office, acoustic measurement facilities and electronic engineers. Recent projects have included Mayfair Sound Studios, Halifax Building Society (TV studio), theatre, auditoria, conference facilities and churches, general acoustics and particularly noise interference between rooms and neighbouring properties.

Fees: based on time and/or project value, equipment never supplied.

## CHIP DAVIS AND ASSOCIATES

3364 Clandara Avenue, Las Vegas, Nevada 89121, USA.

Phone: (702) 731-1917.  
Principal staff: Chips Davis, Ed Bannon, Don Davis (outside consultant).

Consultancy: not the company's principal source of income.

Facilities and personnel: includes carpentry and wiremen, associates for drawing office, acoustic measurement, architecture, electrical and electronic engineering. Recent projects have included Syracuse University (audio archives).  
Fees: question not answered.

## DALY ENGINEERING COMPANY

11855 SW Ridgecrest Drive, Beaverton, Oregon 97005, USA.

Phone: (503) 646-4420.  
Principal staff: Edward Daly, associates Russell Altermatt, John Ruscigno.

Consultancy: the company's principal source of income.

Facilities and personnel: include mechanical and electronic engineers. Recent projects include Audio Group recording studio, Portland General Electric TV Studio, theatres, auditoria, conference facilities, churches.  
Fees: based on time, no equipment supplied.

## EASTLAKE AUDIO (UK) LTD

97/99 Dean Street, London W1V 5RA, UK.

Phone: 01-734 2812. Telex: 27939.  
Principal staff: David Hawkins, Stephen Russell, Julia Condon, Tom Hidley (acoustic consultant).  
Consultancy: the company's principal source of income.

Facilities and personnel: includes drawing office, acoustic measurement facilities, carpentry, wiremen and electronic engineers, associates for architecture, surveying, mechanical and electrical engineering. Company undertakes projects for recording studios, radio and TV studios, and theatres, and has completed over 60 studios in Europe, offering separately design, studio construction and monitoring, often all three being supplied. The company has three field crews on construction installation projects. Also supply Eastlake monitoring systems and Eastlake proprietary studio doors.  
Fees: based on time and project value. Typically a minimum of \$500/sq m exclusive of air conditioning and electrical services.

## ELLIOTT BROS (AUDIO SYSTEMS) LTD

114-115 Tottenham Court Road, London W1, UK.

Phone: 01-388 1833.  
Principal staff: Bruce Elliott.  
Consultancy: not the company's principal source of income.

Facilities and personnel include drawing office, acoustic measurement facility, associates for carpentry, surveyors, electrical and electronic engineers. Recent projects included Sain Recording Studios, North Wales. Also manufacture equipment.  
Fees: based on both time and value.

## EMPIRICAL AUDIO

3A Todd Place, Ossining, NY 10562, USA.

Phone: (914) 762-3089.  
Principal staff: Sherra Schwartz, Wayne Schwartz, Ted Hammond, Mark Terry.  
Consultancy: not the company's principal source of income.

Facilities and personnel: acoustic measurement facilities, wiremen, surveyors, mechanical, electrical and electronic engineers, others as associates. Recent projects include Greenstreet Recording, Soundmixers, Penny Lane, and Warehouse Studios, New York.  
Fees: based on time and/or project value.

## EVERYTHING AUDIO

16055 Ventura Blvd, Suite 1001, Encino, Cal 91436, USA.

Phone: (213) 995-4175. Telex: 651485.  
Principal staff: Brian Cornfield (acoustic designer), associates Quinton Bradley (draftsman) and Joseph Nemic (architect).  
Consultancy: the company's principal source of income.

Facilities and personnel: includes acoustic measurement facilities, electrical and electronic engineers, associates for drawing office, carpentry, wiremen, architecture, surveying and mechanical engineering. Recent projects have included David Gates and Discos de Centro America recording studios, Compact Video (TV), discos, Osmond Facility and Spectrum Studios (video post production). All required electronics are supplied to company's studio design clients.  
Fees: based on project value, no fees payable if equipment supplied.

## FLUTEL ASSOCIATES

2 Warren Road, Bexleyheath, Kent DA6 7LU, UK.

Phone: 01-303 4401/8177.  
Principal staff: Peter Hamblin, A Barker, T Howard.  
Consultancy: not the company's principal source of income.

Facilities and personnel: includes drawing office, acoustic measurement facility, carpentry, wiremen, mechanical and electrical engineers. Recent projects have included Wood Wharf studios, theatres, churches and lecture halls. Also manufacture acoustic panels, screens and absorbers.  
Fees: based on time and project value.

## W A HINES & PARTNERS

The Red House, 37 The Broadway, Stanmore, Middx HA7 4DJ, UK.

Phone: 01-954 2008/0995.  
Principal staff: Mr P W Hines, Mr D J S Higgins, Mr William Hines (consultant).  
Consultancy: the company's principal source of income.

Facilities and personnel: includes drawing office, acoustic measurement facilities. Recent projects have included preview theatres, small recording studios, conference rooms and cinemas.  
Fees: based on time.

## JOINER-PELTON-ROSE INC

10110 Monroe Drive, Dallas, Texas 75229, USA.

Phone: (214) 350-2384.  
Principal staff: John Joiner, Tom Rose, David Joiner, Dave McCandless, Howard Burris.  
Consultancy: the company's principal source of income.

Facilities and personnel: includes drawing office acoustic measurement facilities, architects, mechanical and electrical engineers. Recent projects have included Texas A&M University recording studio, WBEN Buffalo (radio), KERA and WFAA, Dallas (TV), discos, theatres, auditoria, conference facilities, churches, hospitals, hotels, etc. Acoustical consulting only.  
Fees: based on time.

## MIKE JONES (audio consulting engineer)

31 Parkfield Avenue, Eastbourne, East Sussex BN22 9SE, UK.

Phone: 0323 52300.  
Principal staff: Mike Jones.  
Consultancy: the company's principal source of income.

Facilities and personnel: includes acoustic measurement facilities and wiremen, associates for carpentry and mechanical engineering. Recent projects include cassette copying facility and survey at theatres.  
Fees: based on time.

## DAVID H KAYE (consultant in acoustics)

156 West Newton Street, Boston, Mass 02118, USA.

Phone: (617) 262-2428.  
Principal staff: David H Kaye.  
Facilities and personnel: includes drawing office and acoustic measurement facility, optical pattern projector for horn loudspeaker cluster design. Recent projects include auditoria, conference facilities, churches, arenas and concert halls.  
Fees: based on time, no equipment supplied.

## L&L AUDIO ENTERPRISES

4101 San Dominique, Montreal, Quebec, Canada.

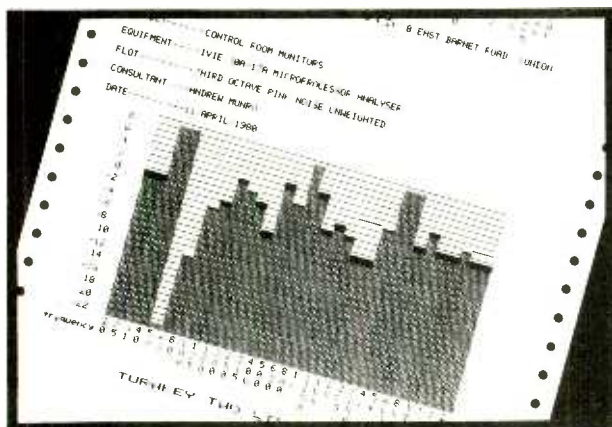
Phone: (514) 843-6443.  
Principal staff: David Jones, Toby Dubois, Jocelyn Guivremont.  
Consultancy: the company's principal source of income.

Facilities and personnel: include drawing office, acoustic measurement, carpentry, wiremen,




# SOUND EXPERIENCE IN DESIGN

Accurate and neutral monitoring conditions are a vital link in the recording chain. Turnkey Two designs and updates studio acoustics using the most advanced technology available.



## The Acoustics Jungle

The studio is the most expensive element in the recording process. The complex reflections within its walls can distort an original sound more severely than any loudspeaker. Resonances and suck-outs of 20dB are not uncommon in poorly designed rooms.



## Cost Effective

Our knowledge of construction techniques and building materials enables us to produce rapid results. Whether it's a question of corrective measures or building from the ground up, we guarantee our efforts and time schedules.

Through Turnkey we can also supply complete equipment packages – getting it right at the outset solves many future problems.



## Systematic Analysis

The key to our operation. The use of computer analysis allows rapid meaningful data acquisition on site. Information is stored digitally and can be held for future reference. This also allows instant before and after comparisons when fine tuning.

Complete third octave analysis of both level and reverberation can be carried out in a few hours and time gated spectrometry even allows anechoic measurements to be made in a live room.

## Your move

Turnkey Two can get involved in a project at any stage – its never too late to put your acoustics right.

For expert advice and more information on our services call Andy Munro on 01-440 9221.

Our business is helping you with yours



8 East Barnet Road  
New Barnet  
Herts. EN4 8RW  
Telephone 01-440 9221  
Telex 25769

## Survey

surveyors, mechanical, electrical and electronic engineers. Recent projects include Omni-Son, Montreal, Moran Heights Studio, Studio St Charles. Le Mobile recording studio. Also television studios. Also manufacture monitor panels, DI boxes, phono pre-amps.  
**Fees:** based on time.

### LAKE AUDIO

33 Church Street, Rickmansworth, Herts. WD3 1DH, UK.

Phone: 09237 70488.

Principal staff: Cliff Lake, Clive Godsell.

Consultancy: not the company's principal source of income.

**Facilities and personnel:** includes drawing office, acoustic measurement facilities, carpentry, wiremen, mechanical, electrical and electronic engineers, associates for architecture and surveying. Recent projects include Decibel and Fast Buck studios, discos, theatres, auditoria, conference facilities.

**Fees:** question not answered, fees not payable if equipment supplied.

### LEISUREPLAN

4 Great Pultney Street, London W1, UK.

Phone: 01-434 3905.

Principal staff: Graham Walne, Geoffrey McNab.

Consultancy: the company's principal source of income.

**Facilities:** all services provided by associates. Recent projects include theatres.

**Fees:** dependent on project.

### MALDWIN BOWDEN INTERNATIONAL LTD

PO Box 112, Brighton BN2 2RS, UK.

Phone: 0273 607384. Telex: 267727.

Principal staff: Maldwyn Bowden, Michael Fabricant, Christopher Humphrey.

Consultancy: the company's principal source of income.

**Facilities and personnel:** includes drawing office, acoustic measurement facilities, carpentry, wiremen, electrical and electronic engineers, associates for architecture, surveying and mechanical engineering. Projects include studios, theatres, discos, conference centres.

**Fees:** question not answered.

### MODULAR PERFECTION

18917 NE 5th Avenue, North Miami Beach, Florida 33179, USA.

Phone: (305) 945-9774.

Principal staff: Seth Snyder, Peter Maletta, Ken Reaander, Bruce Butcher, Henry Littles.

Consultancy: not the company's principal source of income.

Main activity is the manufacture of pre-fabricated wall, floor and ceiling sections for the construction of studios. Facilities include drawing office, architecture, carpentry, acoustic measurement facilities. Recent projects include Middle Ear; Right Track Recording, New York; International Sound, Miami; Sonotec Recording, Bogota.

**Fees:** based on project value, fees not payable if equipment supplied.

### JAMES MOIR & ASSOCIATES

16 Wayfield, Chipperfield, Herts WD4 9JJ, UK.

Phone: 09277 62955.

Principal staff: James Moir, Mr R G Hibberd, Mr R L West, Mr D J Mynall.

Consultancy: the company's principal source of income.

**Facilities and personnel:** includes acoustic measurement facilities, electrical and electronic engineers. Recent projects include recording studios, discos, theatres (about 300), auditoria, conference facilities, churches. Also noise control, electro-acoustic problems.

**Fees:** based on time, no equipment supplied.

### NEWMAN/LUSTIG & ASSOCIATES

1050 N State Street, Chicago, Illinois 60610, USA.

Phone: (312) 642-5364.

Consultancy: the company's principal source of income.

**Facilities and personnel:** includes drawing office,

architects, surveyors, engineers. Projects include broadcast, production and post production facilities.

**Fees:** on a time or project basis.

### PAOLETTI/LEWITZ ASSOCIATES INC

40 Gold Street, San Francisco, Cal 94133, USA.

Phone: (415) 391-7610.

Principal staff: Dennis Paoletti, Joel Lewitz.

Consultancy: the company's principal source of income.

**Facilities and personnel:** includes drawing office, acoustic measurement, architects, electrical engineers. Recent projects have included AT&T studios, K108FM Sacramento (radio), Bank of America TV studio, discos, theatres, auditoria, conference facilities (in China), churches, listening rooms.

**Fees:** on a time basis, no equipment supplied.

### ANDRE PATROUILLIE/AUDIOTECHNIEK

Boereboomlaan 39, B-3072 Nossegem, Belgium.

Phone: 02 511.66.48.

Principal staff: Andre Patrouillie.

Consultancy: not the company's principal source of income.

**Facilities:** all services by freelance associates. Recent projects have included Promofilm recording studio.

**Fees:** based on time, not payable when equipment supplied.

### PERCEPTION INC

Box 39536, Los Angeles, Cal 90039, USA.

Phone: (213) 660-9351.

Principal staff: Mr G L Augspurger.

Consultancy: the company's principal source of income. Recent projects have included several recording studios.

**Fees:** on a time basis.

### PLAN AUDIO

9 South Street, Epsom, Surrey KT18 7PJ, UK.

Phone: 03727 41822.

Principal staff: Mr J G Cooper.

Consultancy: not the company's principal source of income.

**Facilities and personnel:** includes drawing office, associates for acoustic measurement, carpentry, structural engineering. Projects not specified.

**Fees:** not specified, but supply equipment.

### PROJECT 2000

Fiat 4, Windlemere House, Westwood Road, Windlesham, Surrey, UK.

Phone: 0990 26600.

Principal staff: Chris Lewis, Tommy Whelan, Nick Condon.

Consultancy: the company's principal source of income.

**Facilities and personnel:** includes drawing office, carpentry, wiremen and mechanical, electrical and electronic engineers, others available as associates. Recent projects include Satril Studio, Muppet Studio (TV).

**Fees:** based on time and/or project value.

### RABIT LTD

2 Orchard Road, Kingston, Surrey, UK.

Phone: 01-642 0139.

Principal staff: David Wright, Bernard Spratt, Richard Slater, Andrew Mountford.

Consultancy: not the company's principal source of income.

**Facilities and personnel:** includes drawing office, carpentry, wiremen, architects, surveyors, engineers. Recent projects have included Sain Recording, Wales and Berwick Street Studio.

**Fees:** based on time.

### RDW ASSOCIATES

23 Montgomery Road, Edgware, Middx. HA8 6NS, UK.

Phone: 01-952 1850.

Principal staff: Dr Roger Driscoll, Mr R A Walters, Mr J Betteridge (associate).

Consultancy: the company's principal source of income.

**Facilities and personnel:** includes acoustic measurement facilities, carpentry, electronic engineers, associates for drawing office, wiremen, mechanical engineering. Recent projects have

## International Client List

Quayaquil, Ecuador	● ● ●	Fediscos S.A.
Caracas, Venezuela	●	Etcetera Productora Cinematografica
Lagos, Nigeria	● ● ●	Shanu-Olu Record Industries International Record Industries Rogers All-Stars Nigeria
Lome, Togo	● ● ●	Ministry of Information, Government of Togo (as sub-contractors to 3M France S.A.)
Oxford, England	● ● ●	Manor Recording Studios
London England	● ● ●	D.J.M. Recording Studios Britannia Row Studios London Palladium Maison Rouge Marquee studios Mobile One Recording Vehicle Music De Wolfe Phonogram Studios Pye Studios Roundhouse Studios Red Bus Studios Sarn Studios Strawberry Mastering Threshold Studios Townhouse Studios/Mastering Room Utopia Studios/Mastering Room Roger Waters
Dorking, England	● ● ●	Strawberry South Recording Studios
Manchester, England	● ● ●	Strawberry North Recording Studios
Republic of Ireland	●	Lombard Sound
Helsinki, Finland	● ● ●	Finlevy Studios
Trondheim, Norway	● ● ●	Arctic Studios Nidaros Studios
Oslo, Norway	● ● ●	Roger Arnhoff Studios S.E.S. Mastering
Stockholm, Sweden	● ● ●	Polar Music Studios
Kunqjav, Sweden	● ● ●	Studio Bohus
Copenhagen, Denmark	● ● ●	Danmarks Radio Music Studio Danmarks Radio Recording Vehicle
Hoerve, Denmark	● ● ●	Tocano Studios
Berlin, Germany	● ● ●	Hansa Tonstudio Audio Tonstudio
Hamburg, Germany	● ● ●	Russl Tonstudio
Nuremberg, Germany	● ● ●	Studio Hilpstein
Munich, Germany	● ● ●	Arco Tonstudios Musicaland Studios Olympia Studios Union Studios
Eindhoven, Netherlands	● ● ●	Philips Research Laboratories
Hilversum, Netherlands	● ● ●	Wisseloord Recording Studios Dali-Press Studios
Kortrecht, Belgium	● ● ●	Studio Kriz
Paris, France	● ● ●	Jean-Michel Jarre Studio Barclay Le Chateau Studios Studio L'Imaginaire Studio De La Grand Armees Stars Music Studio Davout
Berre-Les-Alpes, France	● ● ●	Super-Bear Studios
Madrid, Spain	● ● ●	Eurosonic Studios Hispanovox Studios Krios Studios
Ibiza (Spanish Balearics)	● ● ●	Ibiza Sound Studios
Rome, Italy	● ● ●	L.I.C. - Mammoth Studios
Milan, Italy	● ● ●	Compagnia Generale Del Disco Il Mulino Studios Polygram Studios Stonecastle Studios
Zurich, Switzerland	● ● ●	Powerplay Studios
Montreux, Switzerland	● ● ●	Mountain Studios
Athens, Greece	● ● ●	Studio Era

Monitoring System  
Studio Construction  
Design





**from conception...**



**...to completion**

Recording studio design  
and construction services internationally...  
97-99 Dean Street London W1V 5RA  
Telephone: 01-734 2812/3/4/5

## Survey

included theatres, auditoria and conference facilities.

**Fees:** on time basis to 20 hours, project value above.

### PETER SARONY & ASSOCIATES

30 Old Bond Street, London W1X 3AD, UK.  
Phone: 01-493 2046.

**Principal staff:** Peter Sarony.  
**Consultancy:** the company's principal source of income.

**Facilities and personnel:** includes drawing office, acoustic measurement facilities, architects, engineers. Recent projects include Konk and Chipping Norton Studios.

**Fees:** based on time or project value.

### DAVID SCHWIND

557 Peralta Avenue, San Francisco, Cal 94110, USA.  
Phone: (415) 768-4853/826-6529.

**Principal staff:** David Schwind.  
**Consultancy:** the company's principal source of income.

**Facilities and personnel:** includes drawing office, acoustic measurement facilities, electronic engineers, vibration isolation, associates for carpentry, architecture, mechanical engineering. Recent projects include Aurora Studio, Bechtel Video Studio. Also design and manufacture to order omnidirectional tweeters.

**Fees:** based on time.

### KENNETH SHEARER AND ASSOCIATES

Acorn House, 1 Bartel Close, Leverstock Green, Hemel Hempstead HP3 8LX.

Phone: 0442 54821.  
**Principal staff:** Ken Shearer, Graham Anthony (associate).

**Consultancy:** the company's principal source of income.

**Facilities and personnel:** includes drawing office and acoustic measurement, associate architect. Recent projects have included Air, De Lane Lea, Eden recording studios, Forces Broadcasting, ATV, LWT, Granada, Thames TV studios, theatres, auditoria, conference facilities, churches, also experts in noise nuisance court cases (mostly discos!).

**Fees:** based on time, no equipment supplied.

### CHRISTOPHER JOHN SHERMAN (Audio Consultant)

291 Lower Morden Lane, Morden, Surrey SM4 4NX, UK.

Phone: 01-337 8451.  
**Principal staff:** Christopher Sherman.  
**Consultancy:** the company's principal source of income.

**Facilities:** all services by associates. Recent projects include Peejay Music recording studio, Ewart TV studios, theatres.

**Fees:** based on time or project value.

### SIERRA AUDIO CORP

721 South Glenwood Place, Burbank, Cal 91506, USA.

Phone: (213) 843-8115. Telex: 691138.  
**Principal staff:** Kent Duncan (pres), Bill Rogers, Vencil Wells, Tom Hidley (acoustical engineer).  
**Consultancy:** the company's principal source of income.

**Facilities and personnel:** includes drawing office, acoustic measurement facilities, carpentry, architects, electrical and electronic engineers, associates for wiremen, surveying and mechanical engineering. Recent projects include Fantasy, Kendun, CBS/Sony recording studios, Australian Broadcasting Commission (radio), KTLA LA (TV), discos and theatres, video studios. Also manufacture monitors.

**Fees:** fixed price \$15,000 to \$75,000, no equipment supplied except own monitors.

### SINGLETON PRODUCTIONS

Via Augusta, 59, desp 804 Edificio Mercurio, Barcelona 6, Spain.

Phone: (93) 228.38.00 Telex: 97700.  
**Principal staff:** William Singleton, Ronald Burke, Raul Cilentio.

**Consultancy:** not the company's principal source of income.

**Facilities and personnel:** include drawing office,

acoustic measurement facility, acoustic engineer, associates for architecture, surveying, and mechanical/electrical/electronic engineering. Recent projects include Ibiza Sound, Ibiza; GEMA 1 and 2, Barcelona, discos, theatres, auditoria, conference facilities. Also import, distribute, install and service a wide range of professional audio equipment.

**Fees:** based on both time and value, fees still payable if equipment supplied.

### S&P AUDIO LTD

41 Dorking Road, Tunbridge Wells, Kent TN1 2LN, UK.

Phone: 0892 38893.  
**Principal staff:** Peter Smith, Elizabeth Edwards.  
**Consultancy:** not the company's principal source of income.

**Facilities and personnel:** include wiremen, mechanical and electronic engineers, associates for drawing office and acoustic measurement. Recent projects include Berwick Street Recording Studios, Capital Radio, London, London Weekend Television.

**Fees:** based on project value, fees not payable if equipment supplied.

### SOUND RESEARCH LABORATORIES LTD

Holbrook Hall, Little Waidingfield, Sudbury, Suffolk CO10 0TH, UK.

Phone: 0787 247595. Telex: 987248.  
**Principal staff:** Mr N A Grundy, Mr J D Webb, Mr G J Cole.

**Consultancy:** the company's principal source of income.

**Facilities and personnel:** includes drawing office, acoustic measurement facilities, carpentry, wiremen and electronic engineers, associates for architecture, mechanical and electrical engineering. Recent projects include Kinks Studio, BBC Open University (radio), BBC Leeds, RTE Eire, RTB (TV), National Theatre (London), auditoria, conference centres, churches, etc.

**Fees:** based on time.

### JOHN M STORYK ASSOCIATES INC

31 Union Street West, New York, NY 10003, USA.  
Phone: (212) 675-1166.

**Principal staff:** John Storyk, associates Robert Wolsch, Marci Ramos, Ted Rothstein.  
**Consultancy:** the company's principal source of income.

**Facilities and personnel:** includes drawing office, acoustic measurement facility, architects, associates for engineering. Recent projects include Atlantic Recording studios, Hit Factory, Chipping Norton Studios, Sigma Sound Studios, Criteria/West LA, National Recording Studios, NY. Also manufacture sound baffles, acoustic doors.

**Fees:** based on time, fixed fee.

### STUDIO SOUND + MUSIC GmbH

Schone Aussicht 16, D-6000 Frankfurt-Main I, West Germany.

Phone: 0611 284928. Telex: 4189420.  
**Consultancy:** not the company's principal source of income.

**Facilities and personnel:** includes acoustic measurement facility, wiremen, electronic engineers, associates for drawing office, carpentry, architecture and engineering. Recent projects include MW Studios, Leonberg, Franklarian Productions, Berlin, recording studios, theatres.

**Fees:** based on project value.

### RUPERT TAYLOR AND PARTNERS LTD

374 Edgware Road, London W2 1EB, UK.  
Phone: 01-723 3659. Telex: 858740.

**Principal staff:** Mr R M Taylor, Mr D J Locke, Dr P F Chatterton, Prof S Gerges, Dr N G Leventhall, Mr B S Gowers.  
**Consultancy:** the company's principal source of income.

**Facilities and personnel:** includes drawing office and acoustic measurement facilities. Recent projects include Rak Studios, auditoria and conference facilities, ventilation and air conditioning, noise control, sound insulation, expert evidence in court. Provide computer aided design services.

**Fees:** based on time, equipment not supplied.

### THE CO (Total Hearing Environments)

28 Music Square East, Nashville, Tenn 32703, USA.  
Phone: (615) 320-0807.

**Principal staff:** John Gardner (pres), John Brandon, Gordon Evans.

**Consultancy:** not the company's principal source of income.

**Facilities and personnel:** includes drawing office, acoustic measurement facilities, wiremen, electronic engineers, associates for carpentry, surveyors, mechanical and electrical engineering. Recent projects include Sound Stage, Nashville, recording studio, WWKX-FM, WHIN-AM, Gallatin (radio), Sistema Sandinista de Television, Nicaragua (TV), discos and theatres. Also supply equipment.

**Fees:** based on time and project value.

### TURNKEY TWO

8 East Barnet Road, New Barnet, Herts EN4 8RW, UK.

Phone: 01-440 9221. Telex: 25769.  
**Principal staff:** Andy Munro, Andrew Sterling, Ivor Taylor, Andy Bereza.

**Consultancy:** the company's principal source of income.

**Facilities and personnel:** includes drawing office, acoustic measurement facilities, carpentry, wiremen, mechanical and electronic engineers, associates for architects, surveyors and electrical engineers. Recent projects include Status Quo recording studio, Associated Press radio, Creative Studio (AV/CCTV), discos, theatre, auditoria, conference facilities, churches, noise and vibration control, time delay spectrometry, sound system design. Installation and servicing facilities from parent company (Turnkey).

**Fees:** based on time or project value.

### VALLEY PEOPLE INC

PO Box 40306, 2820 Erica Place, Nashville, Tenn 37204, USA.

Phone: (615) 383-4737. Telex: 558610.  
**Principal staff:** Bob Todrank.

**Consultancy:** not the company's principal source of income.

**Facilities and personnel:** includes drawing office, acoustic measurement facilities, engineers. Recent projects include Bee Jay Recording, Orlando, Groundstar Laboratory, recording studios, auditoria, mobiles.

**Fees:** based on time and project value.

### EDWARD VEALE & ASSOCIATES

16 North Road, Stevenage, Herts, UK.  
Phone: 0438 50023. Telex: 825211.

**Principal staff:** Eddie Veale, David Veale, Derek Buckingham.  
**Consultancy:** the company's principal source of income.

**Facilities and personnel:** includes drawing office, acoustic measurement facility, wiremen, architects, electrical and mechanical engineers. Recent projects include RPM Music, Johannesburg (recording studios), Beacon Radio, M-TV, Helsinki, discos. Specialise in Town & Country Planning for recording studios, computer used for acoustic analysis.

**Fees:** based on time and project value.

### WESTLAKE AUDIO

6311 Wiltshire Blvd, Los Angeles, Cal 90048, USA.  
Phone: (213) 655-0303. Telex: 698645.

**Consultancy:** not the company's principal source of income.

**Facilities and personnel:** drawing office, acoustic measurement, carpentry, wiremen, etc. Recent projects Electric Lady Studio, New York, and KCET (TV), Los Angeles. The company also produces monitoring systems and can supply equipment on a turnkey basis.

**Fees:** based on time and/or project value.

### DAVID WHITTLE ASSOCIATES

South Wing, Hale Park, Fordingbridge, Hants SP6 2RF, UK.

Phone: 0725 20386. Telex: 477509.  
**Principal staff:** David Whittle, Tom Hadley, John Gollidge, A V Moon, E Osbourne, F Harper, H Whitehouse.

**Consultancy:** the company's principal source of income.

**Facilities and personnel:** includes electrical and electronic engineers, associates for mechanical engineering. Projects include radio broadcast facilities in Sri Lanka, TV in Lusaka, several British ITV companies, Capital Radio London.

**Fees:** Based on time and project value, equipment not supplied. ■



# Why Amcron is demanding protection money.

Over the years, Amcron has earned a peerless reputation as a pioneer in professional sound.

Amcron built the first solid-state four-channel tape recorder back in 1962. Then they developed the first stereo amplifier with direct coupled input and output.

In 1977, they introduced digital logic to the pre-amplifier and achieved another first.

But Amcron's latest first is probably the most significant of all.

The PSA-2 power amplifier is self-protecting.

A Self-Analysing circuit employs an analogue computer which constantly monitors the performance of the amplifier's critical stages.

Should the power transformer begin to overheat, an output transistor fail, or a short circuit occur, then the amplifier will automatically shut down to its 'stand-by' mode without damage to itself or to external equipment.

The protection circuitry also safeguards the PSA-2 against 'chain destruction' and damage caused by mis-matched loads.

As Dr. Mark Sawicki observed in his

review of the PSA-2:

"When reading reports of systems used by The Who, McCartney and Genesis...the Amcron name appears frequently...Why?

Well, reliability and outstanding performance are the answers.

Overall, the performance of the PSA-2 amplifier...is excellent."

Now. Given that you're spending a lot of money on a power amplifier (arguably the most crucial piece of equipment in your system), doesn't it make sense to spend a little



more on a unit which is virtually disaster-proof? We think so.

Which is why we went all out to win the sole British agency for the PSA-2. And, indeed, the whole range of Amcron audio equipment.

Drop in and see us anytime. We'll be delighted to give you an earfull.

  
**HIRE AND SALES**

HHB HIRE AND SALES, UNIT F, NEW CRESCENT WORKS, NICOLL ROAD, LONDON, NW10 9AX. TEL 01-961 3295, TELEX 923393.

# Introducing a present



Once you go through a recording session with the new ATR-124 24-channel recorder by Ampex, you'll want to go through another. Because with each new session you'll discover something new you can do. Things that you can only do

with a recorder that's full of features of the future.

## **ATR-124 gives you the unheard of: Time on your hands.**

Which means you can use that time to give clients more of what they're paying for—your creative skills. With the ATR-124 microprocessor-based control system, you can pre-program what you want to do ahead of time so you won't waste studio time setting things up. When their time starts, you're ready to record by touching a single recall button.

ATR-124 also lets you duplicate a technique you may have used earlier in the session without

having to rethink what you did. Just touch the memory button and it'll all come back to you. ATR-124 lets you rehearse what you've got in mind, without recording it, to make sure what you've got in mind is right. Tape can be manipulated faster which means you'll get the sound you want sooner. And the chance to try something "a little different." All because of the speed and accuracy that ATR-124 puts at your fingertips.

## **ATR-124 doesn't take away your creativity, it adds to it.**

The less time spent setting up, correcting, and redoing, the more time spent creating. And when you add features that help you create to the ones that help you save time, you've got one very potent piece of audio machinery. Take the control panel for instance. It's like nothing you've ever seen. Pushpads linked to a microprocessor give you a new level of creative flexibility. Program a setup, then change it. Then change it back, all with a single fingertip.

A repeatable, variable speed oscillator for pitch correction and special effects is built in. In addition






# from the future: ATR-124.

to the standard output, there is an optional auxiliary output with each channel that enhances flexibility. So don't think that ATR-124 is going to

Memory, and Record Mode diagnostics. The point is this: If you like the ATR-100, you're going to love working with the ATR-124.




ATR-124's Control Panel. Speed and accuracy at your fingertips.

replace anything that you do. On the contrary, it's going to improve the skills you have, if not help you develop some new ones.

### ATR-124 picks up where ATR-100 leaves off.

It's only natural that the people who brought you the ATR-100 should be the ones to bring you something better. ATR-124 offers you 24 channels instead of 4. You also get many new and exclusive features. The kind that have set Ampex apart from the crowd for the last 30 years. Features like balanced, transformerless inputs and outputs; a patented flux gate record head; 16" reel capability; input and output signal bus for setup alignment; membrane switch setup panel; fingertip-operated shuttle speed control; and microprocessor-based synthesized Varispeed -50% to +200% in .1% steps or in 1/4 tone steps. ATR-124 also features microprocessor-based control of Channel Grouping, multiple 24-channel Setup

Memory, Programmable Monitoring, Stay Alive



ATR-124's rugged, precision-machined casting provides unsurpassed mechanical stability.

### ATR-124 options.

#### As impressive as the ATR-124 itself.

With the addition of a built-in Multi-Point Search-To-Cue (MPSTC), you can rehearse edits and control five tape-time actuated events and be compatible with SMPTE time code. Separately controlled auxiliary output amplifiers with each channel provide simultaneous monitoring of normal and sync playback as well as all other monitoring modes. A roll-around remote control unit can also be added to the ATR-124 which contains all control features normally found on the main unit.



ATR-124's Multi-Point Search-To-Cue (MPSTC). Provides 100 cue locations.

### ATR-124. Your next step is to experience it firsthand.

As you scan the points we've covered, remember that you're scanning just a small portion of ATR-124's story. We haven't even begun to discuss the accessibility of key components for easy servicing and minimal downtime, or the features we've built in to give you greatly improved tape handling. To find out more, write to us at the address shown below. We'll send you a brochure on ATR-124, our latest audio effort.

ATR-124. Pure 24-Channel Gold From Ampex.

## AMPEX

### Listen to the future

Ampex Canada Limited  
132 East Drive, Bramalea, Ont., Canada (416) 791-3100

# IBC Exhibition, Brighton—a preview

The 8th International Broadcasting Convention will be held from Saturday September 20 to Tuesday September 23 at the Metropole Conference and Exhibition Centre, Brighton. Opening hours are 9.30am to 6pm and a series of technical sessions run concurrent with the Convention. 100 companies will be exhibiting their products. 'Studio Sound' here previews the audio aspects of the exhibition, while the September issue of our sister magazine 'Video' covers the video aspects.

● **Agfa-Gevaert:** complete range of audio tapes for broadcasting and studio mastering applications. ● **Ampex:** *ATR-116* and *ATR-124* multitrack recorders; *MM1200* multitrack; *ATR-100* recorder; *ATR-700* recorder; the *ECCO MQS-100* synchroniser; and Ampex audio tapes.

● **Audix:** ILR console package; recently introduced 8-group version of the *B100* broadcast console; improved version of the *MXT-1000* broadcast console; plus an extended range of broadcast modules and a new remotely controlled audio network switching system. ● **Aveley Electric:** new generation VHF receivers from West German manufacturer **Rohde & Schwarz**.

● **BASF:** wide range of professional tapes and magnetic film including test and calibration tapes.

● **BBC:** *NICAM* digital sound transmission system, plus a demonstration of the *COPAS* (Computer Processing of Audio Signals) system.

● **FWO Bauch:** wide range of products from **Albrecht**, **CMX Systems**, **EMT**, **Harrison**, **ITC**, **Ivie**, **Klein & Hummel**, **Lexicon**, **MRL**, **Neumann**, **Revox**, **Studer**, **Switchcraft**, and **UREI**. Highlighted will be the new **Albrecht MB51** capstan drive sprocketed film recorder; the **CMX 340X** computer assisted editing system; **EMT** broadcast turntables, **DDL's**, and **266** transient limiter; a mobile broadcast version of the **Harrison Alive** console; **ITC NAB** cartridge machines; **Lexicon Model 1200** broadcast audio time processor; **Studer A800**, **A80** and **B67** recorders, **TLS2000** SMPTE tape controller, **269** broadcast console, **069** OB mixer, and automatic telephone hybrid system; and the **Switchcraft** range of miniature audio connectors. ● **Brabury Electronics:** details and examples of the company's OB mobile units; plus a wide range of ancillary equipment including jackfields, equipment racks, voltage stabiliser, audio distribution amplifiers, and talkback systems. ● **Broadcast Electronics:** new *FX-30FM* extender; *Spotmaster* cart machines; and **QRK** turntables.

● **Delta Electronics:** range of radio frequency monitoring and measuring equipment. ● **Alan Dick & Co:** details of the company's masts, towers, transmitter antennas, and combining units. ● **Dolby Laboratories:** complete range of Dolby-A noise reduction units and modules; plus the Dolby-B *Model 334* unit for FM radio and stereo or 2-channel television sound transmission and reception. ● **Philip Drake Electronics:** *Commsbox* ring intercom system; *Mini Mobile* talkback system; *7000 Series* broadcast modular amplifying equipment; modular OB commentator equipment; and the company's modular talkback system.

● **Elektroimpex:** *FIT-IC* modular automation ready console; *STM 610* tape recorder; *SL-101* direct drive broadcast turntable; and *PCP-101* commentators desk. ● **Enertec:** *UPS-4000* series 24-track automation ready console; *UPS-5000* and *UPS-5100* consoles; *F-462* series of tape machines; *GCE-4000* series of solid state switching grids; and a cassette broadcasting system.

● **Future Film Developments:** comprehensive range of cables, cords, connectors, jackfields, wiring aids and associated components; plus a wide range of audio accessories and **Genelec** monitor loudspeakers.

● **Gowrings Engineering:** details of the company's OB vehicle design and construction service.

● **Lee Engineering:** wide range of products including **Audiopak A2** and **AA3** broadcast carts; details of the **Continental Electronics** broadcast transmitters; **Electro-Impulse** range of high and low power dummy loads, calorimeters and wattmeters; **IGM** comprehensive programme automation system, computer controlled with operator override access; **McKay Dymek** communications receivers; and the **Orban Optimod-AM** and **Optimod-FM** audio processors for broadcast usage. ● **Leevers-Rich:** *Proline 1000* tape recorders including the *1000L* slow speed logging recorder; *Proline 2000TC* recorder available with microprocessor controlled autolocate; plus the company's ancillary units including demagnetisers, bulk erasers, magnetometers and tape tension gauge.

● **3M:** 32-track digital mastering system comprising 32-track and 4-track recorders and digital editor with cross fade facility; *M79* analogue 24-track; **Audio Kinetics QLOCK 310** synchroniser, *QLOCK 210* synchroniser and *XT-24 Intelocator*; *Scotch* audio/video tapes and cassette and cartridge tape; plus various units including character generators, routing switchers and distribution amplifiers. ● **Marconi:** details of the company's sound broadcast transmitters including the new *B6038* 1kW solid state MW transmitter. ● **Martello Sound:** range of PA

equipment plus the *Rello* radio mic system.

● **Neve:** *Model 5316* broadcast production console; *542* range of compact 8, 12 and 16-input consoles; the recently introduced *Necam II* automated post-production audio dubbing system; and details of the company's custom design and turnkey services. ● **Norsk Elektrisk Kabelfabrik:** wide range of audio cables for broadcast applications. ● **NTP Elektronik:** range of PPMs, comp/limiters, equalisers, and audio processing equipment, including the *582-100* programmable equaliser system. New products include the *277-500* stereo display unit, the *277-100* 8-channel PPM, and the *512* crosspoint system.

● **Optical & Textile:** range of products from **Swintek** including the *dB-S* radio mic system.

● **Pro-Bel:** new vision and audio routing switcher with microprocessor control from a variety of panels with alphanumeric displays.

● **Pye TVT:** details of a new FM radio transmitter, plus a new microprocessor based automatic transmitter controller.

● **Racal-Zonal:** wide range of audio tapes and magnetic film including the new *675* and *680* professional audio tapes.

● **Sandar Electronics A/S:** wide range of routing, switching and distribution systems.

● **Seltech:** audio distribution amplifiers; microprocessor controlled intercom system; **Beaucart** cartridge machine; and a range of carts. ● **Shure:** new *SM77* and *SM78* cardioid mics; the recently introduced *SM63* omnidirectional mic; plus the company's established range. ● **Sony:** full range of studio and general purpose mics; studio and portable radio mics; range of cassette and portable open-reel tape machines; plus details of the company's PCM digital processors and editing controller. ● **SPC:** range of MW transmitters and antenna systems. ● **Spin Physics:** range of magnetic recording heads. ● **Surrey Electronics:** wide range of ancillary equipment including stereo disc amplifiers, moving coil preamplifier, PPMs, a distribution amplifier, and a transmitter monitoring peak deviation meter.

● **AEG-Telefunken:** details of the company's VHF broadcast transmitters, receiver and stereo encoder; plus the *M15* range of tape machines.


● **Tore Seem A/S:** *SEESAM* broadcast console with solid state input/output matrices, dc grouping, and microprocessor controlled fader operation and routing and signalling functions. Also wrap-around broadcast mixers; an OB mixer; a small single operator mixer; and centralised switching and routing systems.

● **Utah Scientific:** range of audio routing switchers.

● **Studio Sound:** editorial staff will be in attendance at the exhibition and in addition copies of the magazine will be available to visitors. ■



# Rebis RA200 Series



The RA200 Series has established itself as the most versatile approach to sound processing. Now there's a new connector module and rear rack mounting power supply to make it even easier to put together a package that does the job you want, wherever you want it.

If you have a problem in O.B., stage, studio or mobile recording the RA200 Series is almost certainly your answer.

Like to know more? Ring us now on 0384-71865.

Rebis Audio, Kinver Street, Stourbridge, West Midlands DY8 5AB.

Export enquiries: Scenic Sounds Equipment, 97-99 Dean Street, London W1V 5RA. Tel: 01-734 2812. Telex: 27939 Scenic G.

**NEW RA212  
MIC-LINE INPUT MODULE  
AVAILABLE NOW**

### Anti-piracy, continued

A rude awakening is surely in store for those in the record companies who seem to believe that digital audio discs can somehow be made uncopyable, and thus put an end once and for all to home taping, and save the industry millions a year. Vague rumours to this effect have been bubbling under for some time now and they came firmly to the surface recently when John Fruin, WEA managing director, and new chairman of the British Phonographic Industry, spoke to a Merseyside dealers' meeting. Fruin was reported as saying that digital recording could provide a means of putting an effective signal on records to stop home taping. Although he has subsequently confirmed that what he said was not as positive as the article implied—and that the problem had not yet been solved, he has also confirmed that they are still pursuing the matter. Oh dear. It's been hard enough getting the record companies to face up to the fact that there isn't a cat in hell's chance of putting an inaudible spoiler signal on an ordinary disc to prevent home taping. In fact the BPI has again refused to release details of the unsuccessful research work which it commissioned from the Wolfson Unit of Southampton University 'until all worldwide efforts to try and develop a signal have been exhausted'. It seems that pathetic hope for an analogue spoiler springs eternal in the non-technical breasts of the BPI spokespersonage. Ironically, as if to prove the need for the BPI to release the Wolfson report, and so save others from expensively re-researching the same blind alleys as Wolfson, recent reports tell of the RIAA in the USA encouraging universities and research institutions to join the wild goose spoiler hunt. And after that report of John Fruin's comments, which will inevitably gain credence because of his exalted position in the industry, we are now to have a snowball of fresh hopes for a digital spoiler.

The great white digital hope, it seems, is that with a digital recording it will be possible to 'scramble and unscramble a signal'. Yes—of course, but scramble and unscramble as much as you like, at some stage in the domestic replay system the signal must be returned to conventional analogue form if it is to be audible to conventional human beings. Piracy will simply take place at the first analogue stage. Loss of quality will be minimal, the BPI should ask the BBC, who are currently transcoding from Sony *PCM 1600* 16-bit recording format to 13-bit headline format by briefly returning the signal to analogue, and losing virtually nothing in the process.

### Digital discs

In April, Thorn-EMI, the joint company formed after Thorn's takeover of ailing EMI, announced the decision to back the JVC grooveless capacitance video and digital audio disc (VHD/AHD) rather than the Philips laser system. To put it mildly this came as a shock and to be euphemistic the decision could have very serious repercussions in the future.

Of course the Thorn-EMI adoption of VHD/AHD, makes some kind of commercial sense, because Thorn already sells VHS video tape recorders made by JVC in Japan. JVC has been looking for a software house like EMI to help make its capacitance disc system commercially viable and EMI has been looking

for an outlet for its software. But the decision probably kills off all hope of video and digital audio disc standardisation in Europe, for ever. With video this may not matter too much, but for digital audio it could prove nothing short of disastrous for the record industry.

Many of the video software deals struck here in Europe and in the USA have been non-exclusive (at least in the long term) and thus hedge-betting for the programme producers and film studios. In other words in a couple of years' time it's likely that the same feature films or TV spectaculars will be co-released on two or three video disc formats in each country, i.e. optical format (courtesy Philips-Magnavox IBM-MCA-Pioneer, etc), grooveless capacitance (courtesy JVC and now Thorn-EMI) and grooved capacitance (courtesy RCA, CBS and Zenith in the USA). This will be confusing for customers, who will often probably end up buying the wrong disc format by mistake just as they bought the wrong quadraphonic discs, and it will be downright terrible for the shops who sell the discs and need to keep double or triple inventories. But worse is likely to happen with digital audio.

The Philips plan is still to keep video and digital audio formats separate, with video discs 12in in diameter and playable on video players but digital audio discs 4½in in diameter and playable on special *Compact* disc players. On the other hand JVC-Thorn-EMI still seems to be aiming for a single disc size, now 10in in diameter, with a single VHD/AHD player capable of reproducing either video or digital audio depending on what type of disc you put into the player and what kind of electronics are built in or added-on. So will EMI digital recordings appear only on grooveless capacitance format discs or will EMI licence its digital audio recordings for release on the rival Philips *Compact* disc laser format? And will Polygram licence the release of its own digital recordings, along with those of Decca which Polygram now owns, on capacitance format? Such cross-licensing will hardly help either format establish itself over the other. More likely, the two rival blocks will only allow the release of their own digital audio recordings on the disc system to which they are committed?

The result will be commercial death. Consumers can't be expected to purchase two different digital audio disc players. But they also can't be expected to opt for one system and thereby opt out of the chance of playing whole catalogues of recorded material. Although it is depressing to see a large European consortium backing a Japanese disc system, when there is a high technology European system available, it is possible to see some technical logic behind the Thorn-EMI decision. But only in the short term. The optical system still relies on a gas laser and until solid state lasers with long working life are available, optical players will inevitably be more expensive and complicated to make. What's more, Thorn-EMI seem to have been persuaded that they will find it easier to produce capacitance discs rather than optical discs. The proof of this pudding will be in the eating. The information packing density of any video or digital audio disc is very high and the tolerances around a hundred times tighter. Any company that believes pressing any disc of this type will be easy, is in for a rude awakening.

It would be reassuring to feel genuinely convinced that Thorn-EMI have thought of the long term as well as the short term. We're talking, remember, about a digital audio and video disc system which will hopefully take the industry through and into the next century. Any sacrifice now of long term commercial gains, will make for commercial grief in the future. It may be that Thorn-EMI really have taken a carefully considered, technically well-informed judgement with both the long and short term benefits in mind. But on the other hand it may not. And the wording of the Thorn-EMI 'fact sheet' on VHD/AHD does little to engender much confidence in the company's wisdom. The speed of the VHD/AHD disc was even wrongly quoted as 900 rpm (which is correct only for NTSC video) instead of 750rpm (for Europe PAL/SECAM). It was only after I'd phoned the company querying the point that a correcting press statement was released. Elsewhere the wording is curiously naive, or curiously assumes considerable naivety on the part of those who will be reading it. "A disc-caddy encloses the entire disc to protect it from dust, scratches and fingertips," boasts Thorn-EMI. An equally accurate comment would be that because the capacitance disc becomes unplayable if so much as touched by a human finger, the unfortunate consumer has to pay extra for an expensive rigid plastic caddy with each disc to protect it from fingermarks!

### When in doubt, leave it out

Grundig has now issued a press release to 'supersede' the recent announcement that the company had sponsored a digital recording made by EMI. As previously reported this release described the digital coding system used by EMI, but got it hopelessly wrong.

Incidentally the audio press is still puzzling over another passage in the Grundig release—namely that the EMI digital recording system has a dynamic range of 90dB and an S/N ratio of 75dB. Surely dynamic range and signal to noise are one and the same thing, so how can there be 15dB difference between them?

Grundig has now solved the problem of correcting the previous technical errors and resolving confusions in the simplest possible way. The superseding press release makes no mention whatsoever of any technical data.

### Choice of three

For anyone with £15 to spare and a good quality gramophone, there's an interesting golden ears test now available. Nimbus Records of Wyastone Leys, Monmouth have produced a boxed set of five discs all cut at 45rpm (except one side cut for interest at 78rpm) with the same piece of music (a Beethoven piano sonata) recorded simultaneously in three different ways.

Three sides were direct-cut, three were recorded digitally using a Sony *PCM1600* and *U-Matic* system, and three were recorded on an Ampex *ATR104* running at 30in/s with Dolby-A.

Nimbus, who will sell the boxed set for £14.95 all inclusive, aren't saying which sides were cut which way. No prizes are offered for guessing correctly, but Nimbus will satisfy buyers' own curiosity if they write in stating preferences. ■





DAL 9237

## Neve Custom Design Consoles—turn dreams into reality.

Photograph courtesy of AIR Studios, London.

Whatever your budget, contact us now with your requirements.

**Neve Electronics International Ltd.**, Cambridge House, Melbourn, Royston, Herts. SG8 6AU, England. Tel: (0763) 60776. Telex: 81381.

**Rupert Neve Incorporated**, Berkshire Industrial Park, Bethel, Connecticut 06801. Tel: (203) 744-6230. Telex: 969638.

**Rupert Neve Incorporated**, 7533 Sunset Boulevard, Hollywood, California 90046. Tel: (213) 874-8124. Telex: 194942.

**Rupert Neve of Canada Limited**, 2721 Rena Road, Malton, Ontario L4T 3K1, Canada. Tel: (416) 677-6611. Telex: 983502.



The sound of Neve is worldwide.

# Designing a professional mixing console

Steve Dove

## Part Two ~ Broadcast Consoles

WHILST the essence of broadcast mixers is simple enough—the combining of a few sources directly into a pair of outputs—it is all the rest of the system and monitoring necessary to make the mixer operational that is the complex part. As a rough guide, it's been said that recording consoles are 80% mixing, 20% system whilst broadcast is 20% mixing and 80% system.

Generally the audio signal paths are (at least in relation to recording) laughably straightforward but some signal paths are totally alien to any other requirements. Despite the simplicity of the audio chain, the performance constraints and specifications expected by the broadcast authorities are exceedingly demanding—to the extent that the author is convinced there has never been a console manufactured by anyone in Britain that, when first switched on, has met totally either the IBA Code of Practice or an appropriate BBC spec. It isn't the purpose of this article to deliver a blow-by-blow account of how to make a mixer that passes the Code, those who know would realise the futility of the attempt and those who don't are best off out of it for their own sanity's sake.

In the early days of UK commercial radio there were virtually no manufacturers (other than those already supplying the BBC and export) capable of delivering what the new programme companies thought they needed or actually needed. Suppliers were difficult to come by for either systems (dual-purpose continuity/production control areas were unheard of until then) or even basic hardware (who made a stereo chan-

**Broadcast control consoles are a different breed to the standard recording console. In Part Two of this series Steve Dove examines the background to their design and configuration, and describes an on-air broadcast control console.**

nel?). Also equipment budgets were awesomely small—station owners were typically small-town businessmen whose conception of a radio station was 'a chappy with a record player'—chief engineers of the time had a very steep uphill struggle.

The upshot of all this was that no-one, engineers, owners, presenters or manufacturers, really had a clue what was going to be an optimum working

system.

Manufacturers, pleased to be free of the BBC's free-system 'all inputs and outputs accessible', found it possible to make the dedicated function small broadcast desks from modules already designed for excellently performing recording desks. Who else would measure recording desks when delivered before acceptance for noise, left/right crosstalk,

If distortion, input and output transformer winding balance, etc?

It's taken the last seven years of British commercial radio for the console manufacturers specialising in broadcast consoles to 'get it right'. Many grey hairs, late nights and early mornings have been suffered by engineers in new stations with cutters in one hand, soldering iron in the other, bleary-eyed with crooked fags hanging out of their mouths whilst the nice IBA chappies look on wistfully, drumming fingers.

A salutary tale to those who think it's an easy game.

Although it is specifically only mixers intended for actual on-air broadcast that *have* to meet these specifications, they are meaningful determinations of path parameters before subjective appearance and as such realistically applicable to any audio-electronic signal path. It is illuminating, somewhat embarrassingly, to discover how few, especially recording systems, measure up.

Rarely is a broadcast mixer the only item of consideration in an on-air environment as it is always concerned with other control areas such as master control or even the central racks area. It is impossible to design a 'stand-alone' mixer—there are innumerable ties in both system and signal path to be considered.

### Remotes

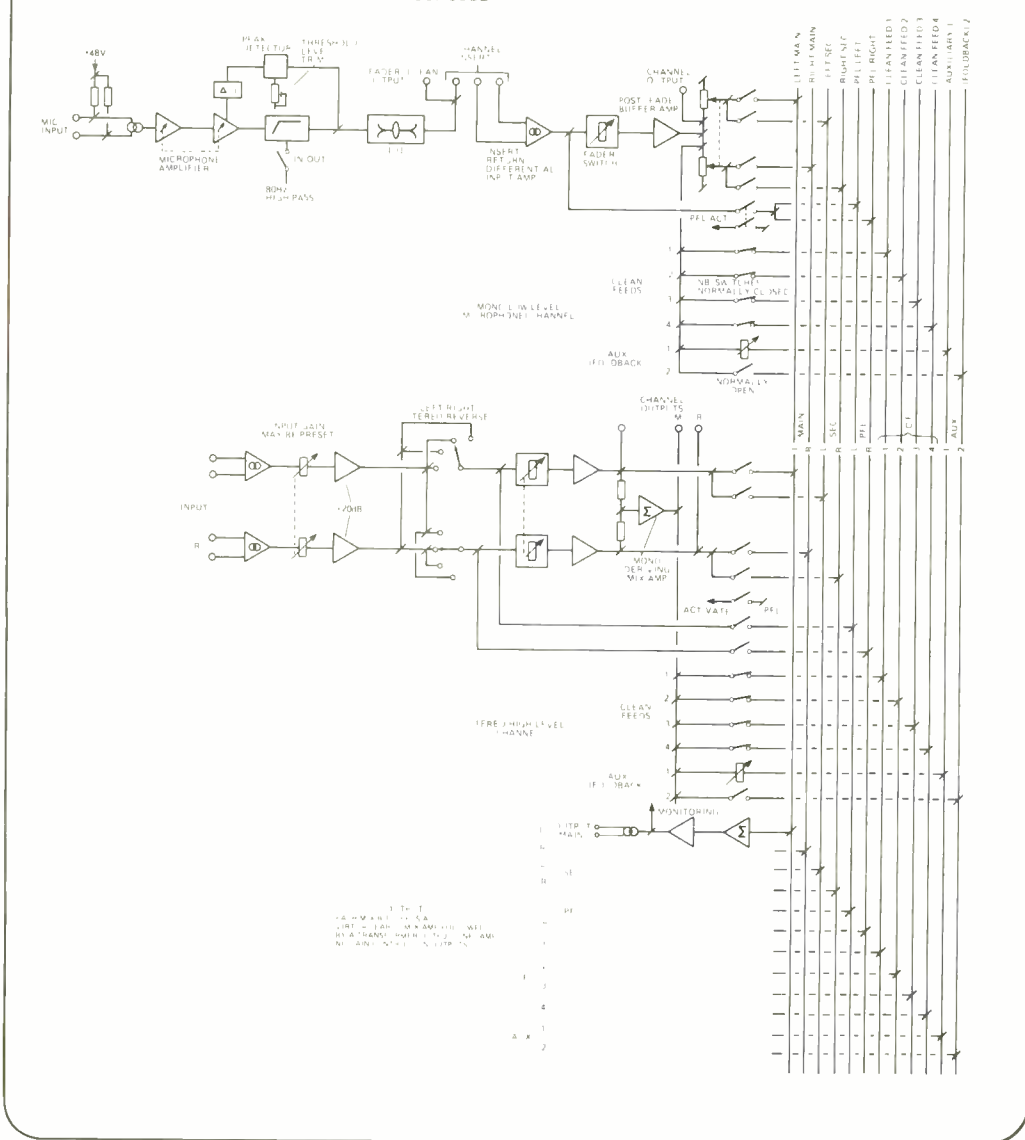
Remote control of machinery such as tape and turntables is of far higher importance than in a normal recording environment—the mixer is the true centre of operation particularly in the case of a DJ-style self-operated

*Bleary eyed engineers with crooked fags—cutters in one hand, soldering iron in the other—suffered late nights in many radio stations*





FIG. 4 BASIC SCHEMATIC BROADCAST CONSOLE



a barebones broadcast console with minimal operator controls but adequate signal path flexibility and access to cater for most encountered broadcast situations. No on-desk equalisation is normally necessary, but facility for simple hf, lf and a single sweep frequency mid section is provided on the mono microphone channels together with a second order highpass 'rumble' filter. This equalisation is given only a limited range of  $\pm 6\text{dB}$  as if you have a microphone in a tightly controlled acoustic environment, such as a radio studio that needs tweaking more than that, it's time for a new one. It also prevents the DJ from doing horrible things to his own voice under the impression that it sounds wonderful, which it probably does to him with cans on and a bad cold.

A crash protection limiter is wrapped around the second section of the mic amp, catching an interviewee's lack of microphone technique, and usable (when the threshold is reduced into normal operating levels) as an effects limiter on the DJ's voice. He'll think that's wonderful too.

All in all, that should provide sufficient signal processing for any microphone source. Nevertheless a prefader breakpoint is provided, incidentally providing a fader-clean channel output feed, taken from the self-op microphone for talkback unless the channel is also used switched to an alternate source at any time.

The fader on the self-op mic position is seldom used as more than a soft switch and may be replaced by a conventional switch. This also solves the problem of what level to set the prefader monitoring feed from that channel. Ordinarily a mic channel fader is set to have calibrated gain at a certain amount of fader back-off, between 10 and 15dB, the PFL being set correspondingly. In the self-op position where the fader is wound right open, the PFL will be inaccurate in level by the amount of the back-off. A switch replacing the fader provides a defined amount of back-off, ie nil, to which the PFL may be set, thus avoiding the unfortunate situation of otherwise identical channels being non-interchangeable by virtue of differing internal level structures.

The amount of signal level headroom to be aimed for in a broadcast microphone channel provokes fairly interesting debate. With presenters well accustomed to reasonable microphone technique, virtually no headroom above the normal peak programme level is needed, but in an interview situation? The IBA code calls for headroom of at least 20dB above operating level with gain reduction to be made without incurring distortion by any level control accessible in the signal path. This, with supply rail voltages com-

desk. Machine starts at least have to be ergonomically available on the mixer so that the operator does not have to change his position relative to a fixed point microphone. Extending this even further, a choice of start modes will probably also be required—fader, back-stop or press-button? In this realm of operator preference, cartridge machines pose an interesting question or three. Most cartridge machines are fully equipped for versatile remote operation with all the start/stop/fastforward, etc, function lines accessible along with tally light feeds for the various status—for a triple-stack that's quite a collection of pretty flashing lights to cram onto a compact channel module (nearly always the three triple-stack outputs are submixed into one stereo channel). Perfect for chief engineers with a *Star Trek* complex but not so for the cute, but dumb, chick doing the late show.

This consideration, along with a common DJ/operator preference for 'feeling' the cart-slot they are about to fire as a tangible reassurance that

there is actually something *in* there, rather detracts from full remoting simply because it is possible. Similar thinking follows for 'proper' tape machines—perhaps the only function other than 'play' that needs to appear on a self-op console is a 'return to zero' indexing from an autolocate, in order to simplify the cueing up of a tape after prefader level checking. It is, however, again deeply suspected that given the time, the operator will physically check the machine and set up the cue by eye.

It must not be forgotten that self-op DJ-ing is possibly one of the most personal interactions between people and audio hardware and as fun a technological toy it may be, it also has to be straight ahead and logical. The consequences of failure or confusion in the studio can be several thousand listeners-banging transistor radios on kitchen tables with puzzled looks.

### Production or On-air?

Two totally dissimilar approaches exist to broadcast control: (a) the

console should have enough facilities to straighten out to broadcast standards any programme source that's thrown at it; (b) that all the programme material must be perfect before it hits the on-air desk regardless.

The first assumes that the technical competence of whoever is sitting behind the desk, combined with their conception of what sounds right is always adequate and reliable. The second, more realistically, assumes that this is not perhaps true, and benefits the DJ/operators by giving them less of a field of knobs to romp around in.

Naturally, provision has to be made somewhere on the station for rendering listenable less than adequate sources, but that control area doubles as a standby or alternate on-air control and cannot be greatly different in general layout and facilities to the original on-air desk. Fortunately, this seemingly unbridgable divergence in requirements is fairly simply resolved.

Fig 4 is a block system schematic of

# Mixing console

mon today, is reasonably simple to realise. They 'like to see' though, in the microphone channel, a headroom capability of 30dB above operating level (Daubney level). This implies running the mic channel at a level of about 10dB below standard line level, with the gain being made up either in the post fader buffer amp or actually directly on the mix buss. Naturally, if a desk output fader exists (and really there is no operational reason why one should), the desk will fail this stricter test since it would be impossible to eliminate clipping distortion in stages after the 10dB gain make-up has been introduced.

The stereo channel depicted on the main signal path schematic runs at unity gain throughout, headroom not being anything like the hassle it is on the microphone channel by virtue of the pre-processed nature of most line sources. A total of 20dB gain variation is made available at the front end to compensate for the widely varying levels from some pre-recorded sources—for instance on disc between K-Tel compilation albums and mid-sixties Motown singles.

No insert point is provided since this can be simply overcome by making the two channel inputs jack-field accessible. From a practical maintenance viewpoint, this access is a necessity—there is nothing worse than grovelling about under and behind a desk in order to unplug a source to perform measurements on either the desk or the source, whilst finding the right test lead connectors to do so.

Mono derivation is achieved by a dedicated mix-amp for all the clean-feed, auxiliary and channel outputs. Although it is entirely possible to derive most of the mono feeds via 'Y' resistor networks directly onto the mix busses, this has the drawback of worsening crosstalk, and in view of the number of feeds, makes an uncomfortably low impedance for the post-fader buffer amps to feed, unless they are beefed up to line-amps. The increased crosstalk is due partly to the greatly increased numbers of paths between the left and right channels, whilst to a large degree the increased ground currents resulting from the lower impedances will unearth (sorry) any further inadequacies in the grounding arrangements.

## Crosstalk

Left to right crosstalk is possibly one of the more difficult specifications to better, particularly should conventional panpot arrangements be in use on the microphone channels. The two most common arrangements are

FIG. 5 TYPICAL PANPOT ARRANGEMENTS

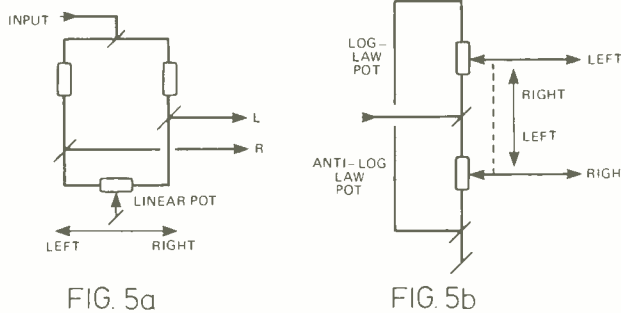
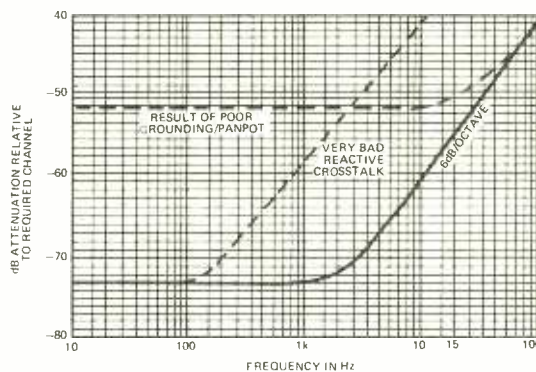


FIG. 6 TYPICAL MIXER LEFT/RIGHT CROSSTALK CHARACTERISTIC



shown in fig 5. The popular arrangement in fig 5a suffers from the fact that the wiper of the pot does not achieve total contact across the track, hence allowing a resistive path (ie a crosstalk path) to exist between the two ends of the pot and therefore the panned output. A less than perfect ground connection to the wiper will aggravate the situation. This is true also of the arrangement in fig 5b. Here, the effective ground resistance becomes added to the nearly inevitable end-stop resistance of the pot causing not only incomplete attenuation at full rotation, but again a resistive path between the two pan outputs. The latter is a more satisfactory panning system, but it does mean careful selection of the actual pots used in construction to avoid those with undue end-stop resistance. A 'bad news' pot can easily cause the channel to exceed the -50dB L to R, R to L crosstalk spec.

Fig 6 shows a fairly typical crosstalk characteristic. The flat portion at the lf end is 'resistive' crosstalk, caused chiefly by panpot inadequacies and generally a less than perfect internal grounding path system. The rising bit toward hf is 'reactive' crosstalk, the result mainly of proximity and capacitance between the two paths through the

channel console, being directly proportional to relative level and proximity, and inversely proportional to impedance (the lower the path impedances, the lower the crosstalk). It may be inferred that minimising reactive crosstalk is both an electronic and mechanical design headache. Relatively high impedances are unavoidable at the wipers of attenuators and a few other points of the path, whilst physical containment of the two separate paths within the same modules and printed circuit layouts limit how far you can physically remove them from each other.

Producing broadcast consoles that now do not need individual attention to better the IBA's tight -50dB at 15kHz spec has taken many years' experience, many mixers and much thought.

An old dodge that was originally mooted as a joke in the pub but which to everyone's amazement and hilarity actually worked, involved deliberately introducing a known amount of crosstalk in the channels, then 'tuning out' by inverse capacitive cross-coupling of the appropriate mix amps—the capacitances needed being so small that short pieces of twisted wire or screened cable sufficed. It was amazing how many people stared in disbelief then walked

away shaking their heads, muttering, at the sight of a giggling loon gazing intently at a meter whilst purposefully snipping 1/8in at a time of a bit of wire just dangling in mid air apparently going nowhere.

Stereo source channels are occasionally more prone to crosstalk than mono channels, since rather than the stereo being derived at the tail end of the channel by a panpot, it is stereo throughout. Care in card layout, together with an awareness of even passive component idiosyncracies is the only method, short of the rather wasteful one of using separate channels for the left and right. You would be surprised how much crosstalk can be introduced between two adjacent electrolytic capacitors, or even two mylar/polyester capacitors.

Despite how much care is taken over card design and buss systems, wiring to and from the card connectors to the external terminations is a major problem, especially if the wireman has an obsession about being neat and tidy, tying all the cabling into beautiful tightly bundled looms. Some you can, some you daren't.

Virtual-earth mixing busses are not entirely blameless for crosstalk, despite the fact that the impedance is, well, virtually earth. The signal is present as current, current generates a corresponding magnetic field where it is present (in this instance the buss) and the magnetic field induces a current into any adjacent, preferably parallel, bit of wire (in this instance the buss of the other stereo side); result—crosstalk. It's good practice for this reason to introduce a ground buss between each virtual earth buss, but this still doesn't help prevent an even sneakier path, present in mixers with ferrous chassis. A buss's magnetic field is capable, unlikely as it may seem, of introducing eddy currents into a steel chassis it may be in close proximity to, which can re-introduce currents into similarly located busses causing crosstalk and a designer to take up farming.

From the same root of inductive coupling comes the seemingly obvious advice not to mount output balancing transformers too closely to each other—this was the cause of many hours' fun trying to source a curiously vicious rise in lf crosstalk.

## Microphone channel

Fig 7 shows a very useful channel sub-circuit for use on microphone channels in on-air broadcast and broadcast production. It provides the usual channel facilities of PFL switching and channel mute via electronic switching, and also gives the person at the other end of the microphone some useful facilities.

All the activation lines are ground-



At TDK, we've developed a high performance video cleaning tape exclusively for VHS recorders.

Immodestly, we've called it the TCL Super 30. Super, because it can get even very dirty heads as clean as a new pin.

30, because in 30 seconds flat it restores the precise contact between heads and tape. Thus restoring the quality of both picture and sound.

One TCL Super 30 cassette will do this 200 times. (It runs in all for a total of 6,000 seconds.)

And, more to the point, after every 30 seconds (or 90 seconds if the heads are particularly dirty) you needn't rewind the tape.

As you know, the price of dirty heads is flecks on the picture, poor colour quality or flickering, unstable images. The TCL Super 30 offers the perfect solution. But this new cassette has an added significance. It provides Mary Whitehouse with a powerful ally in her campaign.

# CLEANS UP TELEVISION BETTER THAN MARY WHITEHOUSE.



**TDK** The great name in tape cassettes.

TDK Tape Distributor (UK) Ltd., Pembroke House, Wellesley Road, Croydon. CR0 9XW.  
Eire: Peat Wholesale Limited, Chapel Lane, Parnell St., Dublin 1.

# Mixing console

ing contacts, obviating the need to run switching pairs everywhere. Two control lines need to be run up to the microphone position, and switches provided for the reverse talkback and cough-keys. In operation, the reverse talkback button mutes the channel from air but applies it instead to the PFL system (which normally is a monitor override function) so that the presenter can give cues to the operator without having to attract his attention first, even if his mic is live. Activation control for the PFL system should be simple since there is a wide variety of control voltages and senses available in this circuit.

The cough-key is simply a parallel activating channel mute.

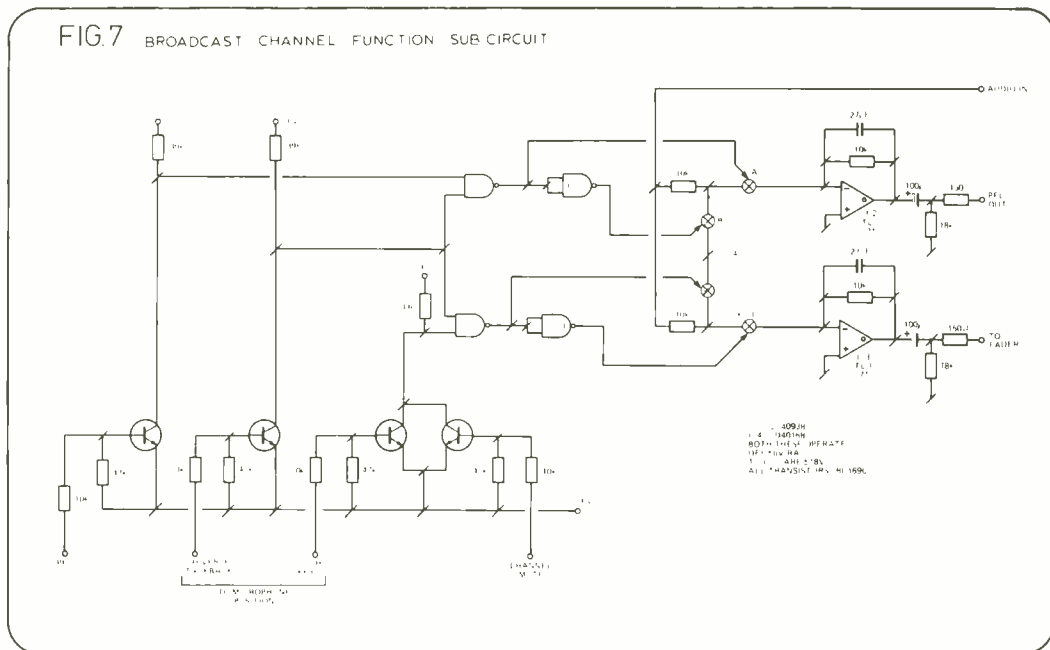
## Why cleanfeeds?

Best described as 'everything but' feeds, the need for them can be illustrated by three fairly common operational functions; studio foldback, telephone balancing and network contribution.

Ordinarily studio foldback is by cans or a loudspeaker muted by any live microphones in the same area, but for certain types of shows it is desirable to leave the loudspeakers on continuously but with the live microphones removed from the feed. This is primarily for the benefit of a non-technical studio audience who may otherwise be put off and act less naturally as a result of things not sounding as they expect them to. Similarly in a 'guess that tune' type of format a desk output minus the microphone feed is required whilst the mic is live to pick up audience remarks. In a foldback arrangement, the 'cleanfeed send' is the programme minus mic loudspeaker feed, whilst the 'cleanfeed return' is the microphone itself, being remixed back into the programme.

Telephone talk-ins are perhaps the most common example of programme material needing cleanfeed manipulation. The telephone line termination is by a hybrid, whether it be a transformer arrangement or an electronic system exemplified by the Alice *TBU3* or Studer units. The object of the hybrid is to provide the subscriber's signal relatively free of colouration and interference from the signal that is being fed to him. It would be nonsense to try to send his own voice back down the line to him, so it must be removed from the studio feed to the TBU. The cleanfeed send is the studio output minus the subscriber return from the TBU, whilst the cleanfeed return is that subscriber return, being brought up into a channel which is routed so as not to appear in the cleanfeed send.

An approach taken originally to



create a cleanfeed on ILR desks for either telephone balancing or network provision was what can best be described as 'sequential cleanfeeding'. This entailed grouping all the channels appropriate to the first cleanfeed into a pair of mix amps, from which the cleanfeed output was taken, whilst the cleanfeed return together with the original mix were remixed into a second, sequential, pair of mix amps from which a second cleanfeed could be taken and so forth. The two main drawbacks to this method are the number of mix stages the original sources are subject to (degrading noise and crosstalk) and the inability to cross-cleanfeed (ie have cleanfeed returns crossmixed into other cleanfeed sends) other than in the rigidly defined sequential order. The number of cleanfeeds was also inflexibly specified at the construction of the desk, being that once it was built, it would entail a major system upheaval to change.

Needless to say, an alternative method, parallel cleanfeeding, has

far fewer problems and is of considerably greater flexibility, resembling faintly free-grouping multitrack recording routing. In this method, a cleanfeed buss consists of a mix of all the sources, with the exception of any channel (pick a channel, any channel) which can have its feed deselected from that buss. Obviously, the appropriate cleanfeed return may then be brought up to that channel, since it can no longer be routed out to itself, also it is present on all the other cleanfeed busses. There is no limit (other than the predetermined size of the system) to the number of channels that can be allotted to separate cleanfeeds and since all the cleanfeed busses carry all the sources (other than the ones specifically deselected from their respective busses) crossmixing between cleanfeeds is implicit and automatic.

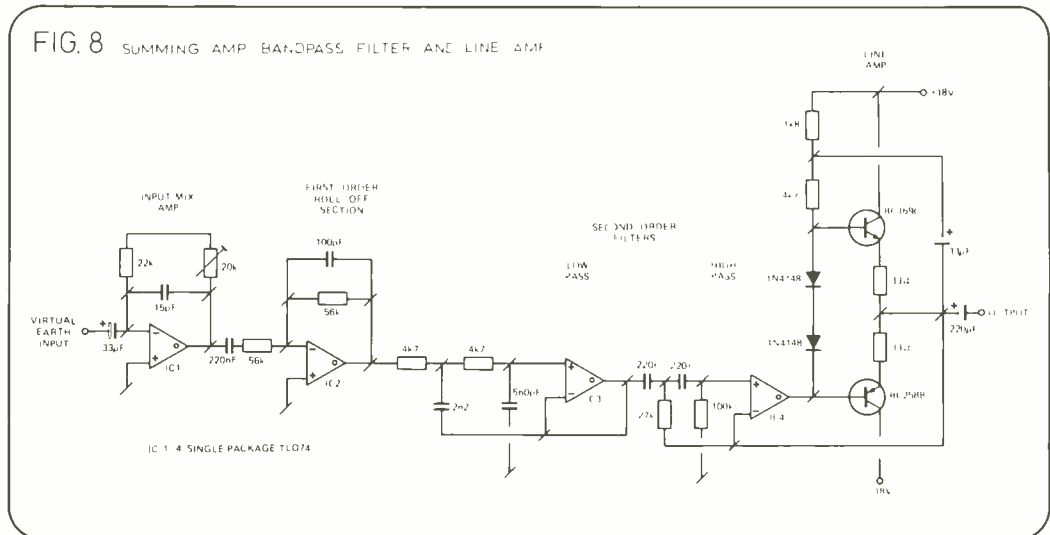
Really, the parallel cleanfeed system can be treated in design as merely an extension of the auxiliary feed system, the only difference being that the sources have to be deselected

from the buss rather than selected to it. Most broadcast auxiliary feed requirements are for either a source (or a small group of sources) in isolation, or for 'everything but' feeds. Rarely is a 'recording type' separately mixed feed needed so anything more than one control variable foldback feed is a wasted luxury.

## Broadcasting line amps

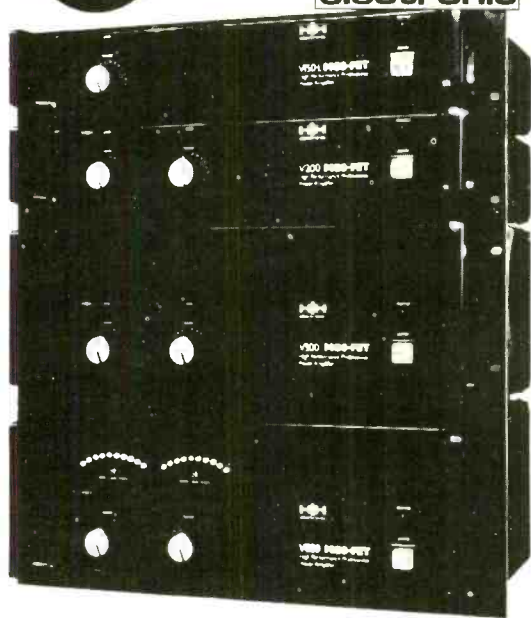
The thought of deliberately including high and low frequency roll-off filtering in any line output of a console must seem a total anathema to many studio engineers brought up in the 'broad is beautiful' era. In many circumstances, though, far from it. While not actually mattering whether filtering is present, the lack of it can occasionally have dire consequences—some occasionally potentially expensive. Immediately springing to mind are monitor loudspeaker and headphone feeds. Allowing possibly large amounts of energy through at frequencies the loudspeakers can't,

76 ▶





**SSE** for **H||H**  
electronic



**professional power amplifiers**

Scenic Sounds Equipment  
97-99 Dean Street, London W1V 5RA Tel: 01-734 2812 3 4 5  
Telex: 27 939 SCENIC G

**SSE** for **JBL**



**professional monitoring**

Scenic Sounds Equipment  
97-99 Dean Street London W1V 5RA  
Telephone: 01-734 2812/3 4/5  
Telex: 27 939 SCENIC G

# Why pay for degraded performance?

DeltaLab Has *The* Special Effects Digital Delay Line Featuring...

- Unique VCO with infinitely variable waveshape control.
- 512 milliseconds delay at full bandwidth
- 2.5 seconds delay with external memory module
- Flanging/Doubling/Echo
- Digital Octave Flanging (a new effect)
- Infinite (non-deteriorating) repeat
- 15k Hz Bandwidth at all delay settings
- Resonant and doppler effects
- Footswitch control of effects
- 90 dB min.; 95 dB typ Dynamic Range
- Limited 2 year warranty



**DeltaLab** Research, Inc.  
27 Industrial Avenue, Chelmsford, Mass. 01824  
Tel. (617) 256-9034

For full information contact:



**Scenic Sounds Equipment Limited**  
97-99 Dean Street, London W1V 5RA  
Telephone 01-734 2812/3/4/5  
Telex 27 939 SCENIC G



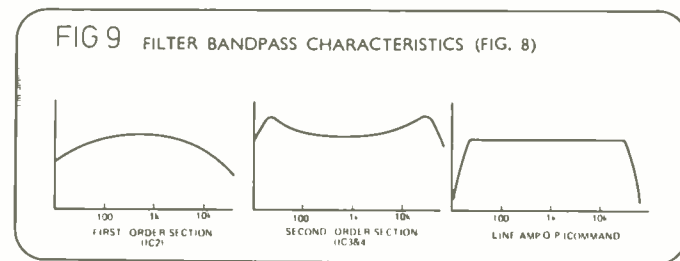
DL-4 Time Line™ Performer Series available at quality dealers

## Mixing console

and your ears won't, do anything about seems a singularly silly pursuit, however 'purist'. Such transducers are designed to operate within certain power and frequency handling parameters and making sure you don't ask them to exceed those is a prerequisite of their longevity!

The summing amp, line amp and filter in fig 8 was originally designed as the main desk output feed for a series of BBC radio continuity consoles—the main design criteria for the filter being that the lf response was down 10dB at 10Hz. The somewhat embarrassed, mumbled reason for this was that the significant quantities of subsonic rumble, naturally present from mics and turntables, was sufficient to interfere with and create sporadic responses from the subsonic data signalling system used extensively on the network's PCM programme links. Disc jockey drops pickup on record, transmitter switches off in the Outer Hebrides, get the idea?

It is a fairly straightforward third order highpass and lowpass filter, with a gain adjustable mix amp at the front and a line output complementary transistor pair tacked onto the last filter amplifier. All the gain and frequency determining elements are kept isolated and non-interreactive for versatility, and with the values shown the 1/2dB down frequencies are close to 20Hz and 20kHz, with pass-band ripple of who cares. In order to achieve a rapid out-of-band fall-off slope characteristic, the lowpass and highpass sallen and key filters (IC 3 and 4 respectively) were calculated for quite a high 'Q' and hence 'peak' approximately 1dB just inside their passbands, fig 9. To prevent the headroom margin at those frequen-



cies being eroded by those 1dB peaks, the single-order roll-off and 'peak-smoothing' sections were placed ahead, around IC2.

ICs 1 and 4 are in fact all in a single 14 pin TLO 74 quad op amp package, making possible a fairly high card component density and hence a compact system element.

All in all, it's quite amusing to watch a sweep frequency through the filter plummet as it passes out of band! Multiple passes of the same signal through this, or any, filter will have of course, a compounding effect. Subsequent generations will take on more and more exaggerated characteristics of the filters, but if they are present only at main outputs 'grand mastering', or monitor feeds, this is quite unlikely to become operationally problematic.

This filter was optimised for maximally flat in-band frequency response, phase response secondarily. Naturally, any roll-off filter will create in-band phase anomalies in particular approaching its turnover frequency. The question of the audibility of phase shifting will rage unabated and inconclusively for many years yet but for the purposes of justifying these particular filters, it is worth remembering that most frequency selective attenuation occurring in nature is interrelated with phase shifts, often of greater severity than those introduced by this filter. Maybe the same can't as easily be said

about the vicious 12th order (and upwards) anti-aliasing filters commonly used in digital signal processing, but that is a separate argument altogether. A common finding by many authoritative studies (including those by Ma Bell) is that until group delay is extended until there is an apparent *timing* disassociation, relative phase shift isn't noticeable. This corresponds to many, many *cycles* of shift, never mind degrees.

### Twin Stations

Coming into reality very shortly will be the new 'twin' stations in the British ILR network, the first of which being Devonair, operating in Exeter and Torbay. The system design for such a set-up is, shall we say, fraught, but an interesting problem was the requirement for split advertising between the two areas despite a fair proportion of the 'proper' programming being shared and operated from a single control area.

Each of the main on-air consoles was designed with two stereo mixing busses with separate groups designated for Exeter and Torbay respectively. Ordinarily with completely shared programming both stereo groups receive all the sources, but when a 'split' button is activated, the channel carrying a triple-stack cartridge machine is deselected from the Exeter buss, and another channel carrying yet another triple-stack deselected from Torbay. This enables the required function of separate advertising cartridge feeds to the two areas, fig 10.

In this somewhat extreme instance, the main desk output feeds are being treated as cleanfeeds, being to a specified degree clean of each other.

### Master control

In the large ILR stations with large engineering staffs, master control of station output (always desirable) becomes practical.

Traditionally, master controlling has meant engineer-driven programming with nominal, or basic control, being given to the presenter. Working on the basis that the presenter's desk for redundancy's sake, or operational need, is to be air-capable in its own right, this has meant that in most current arrangements the MCR desk merely has sub-mix corrective control

over the presenter's desk, with provision for the addition of commercial and taped feeds in addition to the 'nasty business' of phone-ins and outside sources. This leaves the things that need detailed attention to the engineer and more time to the presenter to be creative.

In order not to arrive at a second desk situation, where all the controls are duplicated, sub-mixes of the various source characters (grams, carts, tapes, mics, etc) are derived from the presenter's desk channel outputs and taken to the MCR as stereo line sources. An exception to this may be the main and interviewee microphones which would be split at microphone or mic-amp level and applied to separate mic channels in both desks, providing both a 'safe' and engineer control over interview situations. A major advantage to this system is that the MCR desk can be a 'normal' desk or even identical to the presenter's desk, with the sub-mixes and microphones appearing merely as an additional set of sources. Should it be required to use the MCR desk on-air, presto, a few switches and it's ready.

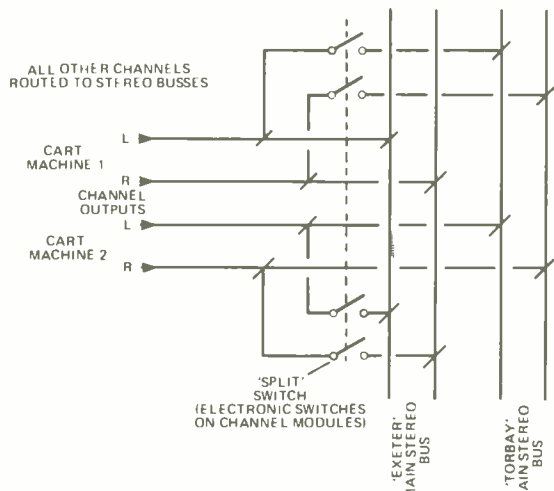
A differing approach, borrowing from recording automation technology, is to take the presenter's desk main stereo output direct to air but to provide each channel on each of the two desks with a VCA fader system. The presenter's desk will behave exactly as normal unless the engineer takes control of the VCA from the appropriate fader on the MCR desk, either completely or in an 'update' mode which increments or decrements the channel level around that set on the presenter's desk. Subgrouping, if required, is extremely simple being attained through tying the appropriate dc control voltages together, allowing the engineer the ideal operational circumstance where his desk, which may be in all respects identical to the presenter's, to appear to be just like a normal studio desk, with the sources appearing in the same place on both desks, regardless of whether he has taken control of them or not.

Since the MCR control is done via dc and may be subgrouped, it would be entirely possible for the engineer to leave the necessary faders clear and use the audio signal paths of the desk for other purposes—editing, dubbing, even pre-recording an interview—whilst still keeping an eye and having control over the other desk. Exactly how popular this capability would be with the engineers is, one feels, an altogether separate issue.

Perhaps an ideal arrangement, even in smaller stations would be for identical 'twin' control areas each VCA equipped and capable of controlling the other as and when required, obviously with a security system to avoid the delightfully foreseeable disasters such a system could promote.

78 ►

FIG. 10 'SPLIT' ADVERTISING SYSTEM





At last you can put sounds on tape exactly as they happen. Because 3M's sensational new Multi-Track Digital Mastering System has arrived in Europe.

The 3M Digital System isn't just better than any form of analogue recording. It's an entirely new concept. And what a concept!

Tape-generated noise disappears. Wow and flutter drop to zero. Signal-to-noise goes up beyond 90 Db (without additional noise-reduction equipment). Print-through becomes impossible. Copy degeneration is nil.



Uriah Heep (above) and The Beat. Just two of the top groups attracted to 3M's New 32-Track Digital Recorder at The Roundhouse

No wonder top recording studios like The Roundhouse and The Town House are already turning to the 3M Digital System. No wonder top groups are insisting on recording the digital way.

You've got to hear it to believe it. Phone John Prigmore at 3M (0344-58445) to arrange a demonstration, and give your ears the surprise of their life.

Mincom Products  
3M United Kingdom Limited  
P.O. Box 1  
Bracknell, Berkshire, RG12 1JU

**IT'S HERE!**

# THE FIRST AND ONLY 32-TRACK DIGITAL MASTERING SYSTEM



3M and Mincom are Trade Marks





## Mixing console

Due to editorial space restrictions we were unable to publish the PA console description in Part One of this series. Below we detail the PA console format which should be read in conjunction with last month's article.

### A PA desk format

The PA desk format (outlined in fig 11) is fairly similar to the 12-8-8 format with the exception that no separate monitoring chain exists at all—the monitor loudspeaker system being very big, very loud and possibly 30ft above a stage 200ft away.

The channel is in fact identical to that discussed for the 12-8-8, including the separate solo system and 8-group routing. The groups, however, differ in that although there is still a group route-back facility, this now utilises the secondary gain control as well, whilst the main fader with its associated pan control feeds another pair of busses which constitute (together with another pair of group modules) the final desk output. The gain controls are again reversible at will.

No pan controls exist on the final group modules, but the two gain controls (non-reversible) remain in order

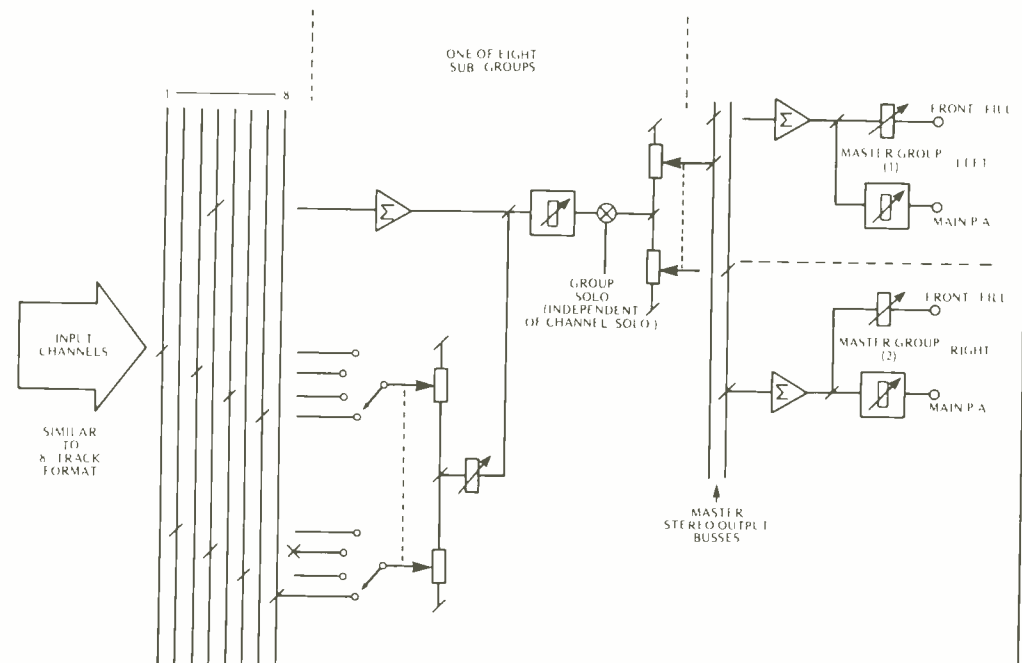
to provide for control over two separate pairs of line-output feeds—nominally 'main PA' and 'front-fill'—often requiring individual setting.

Effect returns with this more than any other application tend to be pro-

blematic. All the channels inevitably end up used, so there is no possibility of bringing them back in that way and worse still, all the auxiliary feeds will probably be in use to effects, being that foldback is normally taken care of with a secondary stage con-

sole. For this reason, a separate module containing six 'bare-bones' effects returns, each with control of level and pan directly into the main desk output mixing busses is included as part of this mixer's 'backend'

FIG.11 SKETCH SCHEMATIC PA DESK BACK-END



# FIFTH SOUND BROADCASTING EQUIPMENT SHOW

sponsored by Audio & Design (Recording) Ltd.  
in Birmingham on Tuesday September 30th, 1980

## THE ONLY SHOW FOR SOUND BROADCASTERS

Admission by invitation only available from

**Audio & Design Recording Ltd**  
North Street, Reading RG1 4DA

or any exhibitor



We don't just  
do Acoustic  
Tables . . . . .

— in fact, we have a wide range of 'ancillary' items for broadcast, PA and recording —

- ★ Acoustic script lecterns
- ★ Custom joinery — consoles, cabinets, etc.
- ★ Automatic Cable Tester
- ★ Battery microphone preamplifier unit
- ★ Microphone splitter box
- ★ Direct injection boxes, single or double
- ★ Studio illuminated signs — 'On Air', 'Recording', etc.
- ★ Cartridge and tape box labels
- ★ 'Musiflex' conductive plastic mic cable
- ★ Cable drums
- ★ Cable ident heat shrink sleeving — printed with your name
- ★ Neutrik and Deltron XLR connectors at very competitive prices
- ★ Audiopak AA3 cartridges and Q17 lubricated tape
- ★ 'Sound Ideas' effects library
- ★ 'Sonex' anechoic wedge foam

— definitely a case of one-stop easy shopping!

★ Order by phone — same day dispatch if urgent

★ Minimum formality immediate credit account facilities

Full details and prices on request.

STARGATE WORKS, RYTON  
TYNE and WEAR, NE40 3EX  
TELEX: 537792 COLTS G  
TEL: RYTON (089422)4515

**CANFORD  
AUDIO**



# SALE OF THE CENTURY

OF PROFESSIONAL RECORDING EQUIPMENT GATHERED FROM ALL OVER THE WORLD

## AT EMI Studios/Abbey Road OCTOBER 15th & 16th

### Main Sale:

This once in a lifetime sale of used professional recording equipment – at realistic prices – includes: – Mixing consoles – multitrack recorders & mastering & dubbing machines – monitoring, duplication, test and ancillary equipment – microphones, stands, noise reduction, disc cutting lathes, screens and studio sundries, and a Jumble Sale.

### Memorabilia includes:

- \* Studer J37 4-track used by The Beatles on 'Sergeant Pepper'
- \* Limiter compressor used by the legendary Joe Meek on 'Telstar'
- \* Mellotron tape organ used by The Beatles with many of the original tapes

Plus tapes, videocassettes and much much more.

## This will never happen again – SO BE THERE!

### Sale Time

### 10 a.m. to 9 p.m.

## Wednesday and Thursday.

More information from:

Jackson Music Limited, The Studios, Rickmansworth, Hertfordshire.

Tel: Rickmansworth (09237) 72351 Telex: 262284 AmbsdR G.



# Reviews

## Ampex ATR-124 multitrack tape recorder

### MANUFACTURER'S SPECIFICATION

**Tape widths:** 1in 8 channel, 2in 16 and 24 channel  
**Tape speeds:** 7.5in/s (19.05cm/s), 15in/s (38.1cm/s), 30in/s (76.2cm/s)

**Reel size:** 5 to 16in (12.7 to 40.6cm) diameter.

**Reel type:** NAB.

**Inputs:** balanced, floating

**Input impedance:** 20kΩ, resistive +5.0%, 5Hz to 20kHz.

**Input level:** minimum 0dBm to produce operating level record flux level, maximum +16dBm. Input clip level, including record amplifier at mid-frequency, 26dB above system operating level.

**Outputs:** balanced, floating.

**Output impedance:** 50Ω, 5Hz to 20kHz.

**Maximum output level (balanced):** with 600Ω load +28dBm; with 200Ω load +25dBm

**Preset output level:** line output level is adjustable over a range of +12dBm to -2dBm.

**Metering:** VU meters.

**Equalisation:** any speed may be assigned to any of four selectable equalisations. These four equalisers are then automatically switched with transport speed switch. Each equaliser selected provides equalisation adjustable over the range AES/NAB/IEC/CCIR standards

**Overall frequency response:** reference 1kHz, at 30in/s (76.2cm/s) ±0.75dB 200Hz to 20kHz, ±2.0dB 40Hz to 30kHz. At 15 in/s (38.1cm/s) ±0.75dB 100Hz to 15kHz, ±2.0dB 25Hz to 20kHz. At 7.5in/s (19.05cm/s) ±0.75dB 100Hz to 10kHz, ±2.0dB 25Hz to 15kHz.

**Signal-to-noise ratio:** overall signal to noise ratio at 7.5 to 30in/s is measured with respect to a record level of 1040nWb/m (9dB above an operating level of 370nWb/m) when using Ampex 456 tape or direct equivalent. At 1040nWb/m mid-frequency, third harmonic distortion is less than 3%.

Tape speed and equalisation:	Track Format	30Hz-18kHz unweighted	ANSI 'A' weighted	IEC/CCIR Rec 468 weighted
30in/s (76.2cm/s) AES	8/16TK	72dB	76dB	67dB
	24TK	69dB	73dB	64dB
15in/s (38.1cm/s) IEC/CCIR	8/16TK	70dB	74dB	65dB
	24TK	67dB	71dB	62dB
15in/s (38.1cm/s) NAB	8/16TK	69dB	73dB	63dB
	24TK	66dB	70dB	60dB
7.5in/s (19.05cm/s) NAB	8/16TK	71dB	74dB	63dB
	24TK	68dB	71dB	60dB
7.5in/s (19.05cm/s) IEC/CCIR	8/16TK	68dB	71dB	62dB
	24TK	65dB	68dB	59dB

### Wow and flutter:

Speed	ANSI S4.3/DIN 45507 Peak Weighted	ANSI/DIN Peak Unweighted	NAB RMS Unweighted
7.5in/s (19.05cm/s)	±0.05%	±0.12%	0.06%
15in/s (38.1cm/s)	±0.03%	±0.08%	0.04%
30in/s (76.2cm/s)	±0.03%	±0.08%	0.03%

**System distortion:** system electronics distortion, including record amplifier, reproduce amplifier and input/output system, at any operating level up to 20dB above operating level at mid-frequency is 0.03% total harmonic distortion and less than 0.05% intermodulation distortion.

**Overall record/reproduce distortion:** (using Ampex 456 tape or direct equivalent) at system operating level (0 VU = 370nWb/m, 6dB above 185nWb/m). Even order distortion of a 1kHz signal recorded at 370nWb/m is less than 0.1%. Third harmonic distortion at 1kHz 0.5% at a recorded flux level of 370nWb/m (0 VU), 3.0% at a recorded flux level of 1040nWb/m (+9 VU).

**SMPTÉ intermodulation distortion:** 1.0% at a recorded flux level of 370nWb/m (0 VU).

**Crosstalk:** crosstalk is measured by simultaneously placing the channel under test and an



Ampex audio test pcb including the optional auto bias feature (not fitted to the review machine)

**Start time (10½in reel):**

Speed	Time to attain flutter specification
7.5in/s (19.05cm/s)	200ms
15in/s (38.1cm/s)	300ms
30in/s (76.2cm/s)	500ms

**Stop time:** (10½in reel) 5.0s from fast wind modes: 0.7s maximum from play mode (30in/s, 76.2cm/s)

**Rewind time:** normal fast wind modes, 120s for 2400ft (731.52m) reel

**Electronic tape timer:** tape driven, reads in hours, minutes and seconds (option: minutes, seconds and tenths of seconds).


**Adjacent channel in record mode.** The adjacent channel is fed with an operating level signal, the channel under test has its input shorted. The residual signal on the reproduced output of the channel under test relative to operating level, is less than 50dB, 100Hz to 15kHz at 15in/s.

**Erase depth:** using Ampex 456 tape or direct equivalent at any wavelength shorter than 75mils (200Hz at 15in/s) recorded 6dB above system operating level—85dB minimum.

**Erase frequency:** 144kHz.

**Bias frequency:** 324kHz (both bias and erase frequencies are derived from a master crystal oscillator).

**Speed accuracy:** (using 1.0 to 1.5mil base film thickness tape). Absolute speed accuracy ±0.03%. Speed variation from beginning to end of reel 0.02% maximum.



**Absolute accuracy:** ±0.05% [1s in 2400ft (731.52m) reel at 15in/s (38.1cm/s)].

**Heads:** metal, adjustable azimuth and racking, 24-track 2in, 16-track 2in, 8-track 1in

**Size:** width 34.8in (884mm), depth 29.5in (749mm), height 49.5in (1257mm).

**Weight:** 800lbs (363kg) with accessories

**Power line requirements:** 90-115, 110-135, 180-230, 220-270V ac, 50/60Hz.

**Power consumption:** 1.5kVA.

**Environmental operating specifications:** temperature 10 to 40°C (50 to 104 F) humidity 20 to 80% non-condensing

**Price:** £32,000 as reviewed.

**Manufacturer:** Ampex Corporation, 401 Broadway, Redwood City, Cal. 94063, USA.

**UK:** Ampex Great Britain Ltd, Acre Road, Reading, Berks RG2 0QR.

**THE AMPEX ATR124** is a mammoth newcomer to the field of multitrack tape machines, being available as either 16- or 24-track. Changing between these two formats is a simple job which only takes a few minute's work.

Turning the scales at 800lb this is probably the heaviest machine to be had, however, its dimensions are such that it will fit any normal doorways and either 2in or 4in wheels can be fitted. As the machine is quite high, the use of 4in wheels could make operation difficult for the not so tall operators, particularly when 14in reels of tape are used.

The sloping top of the machine comprises the tape transport and control panel both of which are unusual in their design. Starting with the tape transport this is similar to the Ampex ATR100 (2- and 4-track) in concept and surprisingly uses the same capstan motor and no pinch roller concept.

A heavy duty alloy casting forms the tape transport chassis with all the tape guides and critical components (with the exception of the capstan motor) being mounted onto machined reference faces on the top surface of the casting. It is consequently extremely quick and easy to replace any components. So that the main casting does not become strained it is mounted into the machine's chassis at only three points.

With a maximum capacity of 16in reels of 2in tape, the machine uses one horsepower servo controlled reel motors onto which the spools are mounted directly by an excellent type of spool





# FUTURE FILM DEVELOPMENTS

36/38 Lexington Street, London W1R 3HR, England.  
 Telephone: 01-437 1892. Telex: 21624 ALOFFD G.  
 Cables: Allotrope-London W1.

## STOCKISTS OF:

Studio Microphones • Monitoring Loudspeakers •  
 Intercoms & Headsets • Noise-Reduction Units •  
 Audio Jackfields, Patchcords, Cables & Connectors •  
 Splitter Boxes • Multi-Pair Cables • Video Jackfields,  
 Cables & Connectors • Cable Drums & Winders •  
 Wiring Aids • Racks & Cabinets • Switches, Faders &  
 Attenuators • Microphone Stands & Accessories •  
 Level Meters •



Two power switches. Both are rated at 16A/250V. The one on the left is specified for a minimum of 10 000 operations. The one on the right is specified for 100 000 operations. The one on the left is a good general purpose power switch. The one on the right is without doubt the best power switch at this rating. The one on the left is widely used in household applications, consumer and communication electronics and in well-known power amplifiers. The one on the right is widely used in air- and spacecraft, heavy-duty industrial applications and in the FM ACOUSTICS power amplifiers. In quantities of 100 pieces the one on the left costs about 30 Pence each, the one on the right about 3½ Pounds each. Just one of the reasons why the power amplifiers made by FM ACOUSTICS are more expensive and more reliable than all others.

Unnecessary overdesign? Maybe that this kind of quality is not necessary for standard applications but it is a must in true professional installations where long-term reliability is more important than initial price.

FM ACOUSTICS. There is no alternative.

## Distributors:

ASEAN:	LULLA MOTION SINGAPORE, 2528030
AUSTRALIA:	DURATONE PHILLIP ACT, 821388
BELGIUM:	CD TRONICS EDEGEM, 031/402299
DENMARK:	SC SOUND TAASTRUP, 02/998877
FRANCE:	SYMPHONIE DIFFUSION PARIS, 3360434
GREECE:	LYRIC ATHENS, 01/3606787
HONG KONG:	JOLLY SOUND LTD, 5-752246
ITALY:	ROJE MILAN, 02/4154141
NETHERLANDS:	AUDICOM WADDINXVEEN, 01828/6931
NORWAY:	PRO-TECHNIC OSLO, 02/460554
SWEDEN:	LEAB STOCKHOLM, 08/506039
U.K.:	FM ACOUSTICS WEYMOUTH, 0305/784049

All other countries:

**FM ACOUSTICS LTD**  
**TIEFENHOFSTRASSE 17**  
**CH-8820 WÄDENSWIL / SWITZERLAND**  
**PHONE: 01 / 7806444, TELEX: 56058 telag/fma**

clamp. From here the tape passes to spring loaded tension sensing arms equipped with roller guides. Each arm has a dual rate spring system and has its position sensed by a variable transformer. The output from each of these transformers at the pay-off and take-up positions controls the reel motors to achieve remarkably constant tape tension.

From the tension sensing arms on both sides of the tape transport, the tape passes over roller guides and then on the left of the machine to a large diameter knurled roller equipped with a tachometer disc. This disc is used to drive the tape timer and acts as a damping roller, with the tape then entering the removable headblock.

At both the entry and exit from the headblock there are fixed guides with a flutter roller placed between the record and replay heads. The headblock is based on an alloy casting about half an inch thick supporting the ferrite erase head and metal record and replay heads. These are mounted on a wedged cog type of azimuth adjustment similar to that used on Nagra recorders. Solenoid operated tape lifting pins are located within the headblock, between the heads, with a substantial humshield hingeing from the bottom of the headblock and a splicing block with a choice of three cutting angles being mounted on the headblock top.

After the headblock the tape passes to the large diameter knurled capstan which is equipped with a tachometer disc to phase lock the capstan to a crystal. In view of the precise reel servo system, no pinch roller is required and editing is achieved by rotating the capstan by means of a knurled knob rather than rocking the spools which cannot be done on this machine.

Within the tape transport there are a limited amount of electronics mounted on several printed circuit boards, all of which are equipped with connectors and readily changed. In addition, at the left side of the tape transport there are two screening boxes containing the replay head amplifiers on plug-in printed circuit boards, each having four head amplifiers.

To the right of the tape transport the master controls are hidden beneath a hinged door. Firstly there are the power on and off buttons. If power is applied, when the machine is switched off, the red power off button is illuminated as an indication that the internal batteries (which maintain some of the internal memories) are being charged. Switching the power on starts the seven cooling fans (which are too noisy) and activates the tape transport. The transport can then be loaded by passing the tape through its simple tape path and then tensioning the tape—this activates the spooling motors at low power, full power being applied once any tape motion button is pressed.

Under the hinged lid there are then a set of eight pushbuttons which perform various functions. Firstly there are three spare buttons labelled A, B and C which feed the remote connector at the rear of the machine. Next there are buttons for inhibiting the record function, for switching on or off the bias and erase ramping, for noise reduction switching, and for controlling the VU meters at the front of the machine. The two buttons associated with these can switch the VU meters to read the auxiliary outputs and also increase their sensitivity by 10dB which is a very useful feature for aligning the machine.

Below these buttons are five buttons for each of the three tape speeds, and four buttons labelled one to four for switching in or out the record If boost required for NAB equalisation. Each of

the tape speeds has buttons labelled one to four with the last button being an 'off' button. This complete arrangement allows the user to align four different equalisations within the electronics and to allocate these four selections to any of the three tape speeds. For instance the operator might align the machine for three different tape types at 30in/s and one at 15in/s, such that changing tape type only required pushing a button—a very useful feature of this machine.

So much for the tape transport section, now to the control panel which is very unusual. To start with, all switches dealing with signal routing and tape timing are membrane switches rear illuminated by LED indicators. The basic signal routing is accomplished by 24 track buttons in a horizontal line with the READY, SAFE, INPUT, SYNC, REPRODUCE and MUTE buttons in vertical array forming a matrix—the 24 track buttons being divided into three groups of eight tracks. This arrangement works in a fairly conventional manner by first pressing the button for the desired routing and then pressing the desired track buttons, whereupon LED indicators are illuminated within the matrix to indicate the current situation.

This is, however, only the start of the story as there are effectively five more track buttons in the matrix, one being labelled ALL and permitting all tracks to be set to the desired state and the four further buttons being group buttons labelled G1 to G4. The beauty of this system is that any combination of tracks may be put into a group by pressing a GROUP button followed by one of the buttons G1 to G4 and the desired track buttons. The only restriction is that one track cannot be allocated to more than one group.

Finally, within the signal routing matrix there is one further vertical array of switches associated with the optional auxiliary output for each track. This allows one to listen simultaneously to, for instance, sync and replay or input and replay. Thus this row of buttons allocates the auxiliary output of each track to input, sync, reproduce or mute.


As if these facilities were not enough there are two sets of four permanent memories in the machine for storing set-up information even when the machine is disconnected from power. The first set of memories controlled by membrane switches A, B, C and D plus TRANSFER allows four different settings of all functions in the signal routing matrix to be remembered and recalled at will by simply pressing A, B, C or D button. Loading is equally simple as all one does is set up the desired condition and then press TRANSFER followed by the memory button.

The second set of four memories is called the 'monitor memory' and remembers the monitoring conditions in the record, replay, fast wind and stop modes. Thus combinations of tracks can be automatically switched to different monitoring conditions in the different transport modes.

At the bottom left corner of this panel is a recessed MASTER RESET button for clearing all memories, next door to which is the tape speed control section. This comprises eight membrane switches and a four digit display. Three of the switches select the nominal tape speeds of 7½, 15 or 30 in/s with the remaining buttons being associated with the variable speed feature which is activated by a button labelled VSO. In the

84 ▶

TOWARD BETTER UNDERSTANDING . . .



The Model 4240 Active Equalizer is a hybrid of ONE-SIXTH octave filters, which are concentrated in the *speech intelligibility* region between 250 and 2000 Hz, and broader bandwidth filters on either end. The intended application of the Model 4240 is the equalization of sound reinforcement systems employing *voice* as the main program material as in corporate boardrooms, meeting halls, legislative chambers and courtrooms.


Extremely high Q room modes which cause feedback, ringing and loss of intelligibility are excited by these mid-range frequencies. Equalization to suppress these modes using one-third octave or broader bandwidth filters can attenuate other frequencies necessary to *voice intelligibility*. Loss of intelligibility can not be compensated by increased gain.

By comparison the ONE-SIXTH octave filters used in the Model 4240 have TWICE the resolution as one-third octave filters. It is possible to equalize a sound system and affect only HALF as much program material.

The Model 4240 Equalizer is highly cost-effective for these applications since it is built on the same chassis as our one-third octave models. It has 27 filters like the one-third octave units, but 19 are ONE-SIXTH octave and concentrated in the midrange. The broader bandwidth filters on either end are more than adequate to shape the extreme low and high ends of the spectrum.

Our new System 200 Signal Analyzer features field interchangeable, plug-in filters and may be equipped to match the Model 4240 Equalizer making ONE-SIXTH octave adjustment as convenient as one-third octave.

Remember it, Where Voice Clarity is Important




P O Box 698 AUSTIN TEXAS 78767  
PHONE AREA 512/892-0752

Distribution in U.K. & Western Europe  
**SCENIC SOUNDS EQUIPMENT**  
97-99 Dean St., London W1 Tel: 734-2812



# THE DIGITAL AUDIO REVOLUTION HAS BEGUN

## The Sony PCM 1600



### What are the advantages of the Sony PCM 1600 digital recorder to you?:

- \* The knowledge that you are dealing with one of the worlds largest producers of digital audio equipment.
- \* Dynamic range greater than 90dB.
- \* Harmonic distortion less than 0.05%.
- \* Wow and flutter beneath measurable limits.
- \* Frequency response 20Hz - 20kHz, +0.5% to -1.0dB.
- \* Multi generation copies can be made with absolutely no degradation in quality.
- \* The PCM 1600 system uses the tried and proven BVU. 200A U/Matic recorder. Familiar to production houses and broadcasters across the world.
- \* The digital information is stored on a compact, low cost, convenient U/matic cassette.
- \* Electronic editing capability, using the D.A.E.1100, to an accuracy of 363 microseconds.

*The PCM 1600 is available from stock. Contact FELDON AUDIO LIMITED for further details.*




U.K. Distributors

**Feldon Audio Ltd.,**

126 Great Portland Street, London W1N 5PH Tel: 01-580 4314. Telex: London 28668.

# MADE FOR EACH OTHER



The **Seck 104** is designed specifically to work with budget multitrack recorders.

The mixer has prewired mixdown facility, a four way stereo monitor mix that is switchable between line and tape, and a comprehensive musicians cue mix system. All levels are -10 and 0dBm compatible.

A six channel stereo version **Seck 62** is also available. This is based on the original Prokit design and features new panel graphics, meter pod and upgraded IC's.

**SECK** 104 Ass'd £325.00  
62 Ass'd £130.89  
62 Kit £92.60  
All prices +VAT

For full details of the **SECK** range of mixers and accessories contact:  
**TURNKEY**, 8 East Barnet Rd.  
New Barnet, Herts., EN4 8RW  
Tel. 01-440 9221

**SES Ltd**, 100 Hamilton Road,  
London NW11 Tel. 01-458 9133

**REW**, 114 Charing Cross Rd,  
London WC2 Tel. 01-836 2372

variable speed mode the display shows the speed setting (not necessarily the actual speed) in either tones up to  $\pm 6$  tones in quarter tone increments, or as a percentage of nominal speed over the range +200% to -50% with an indicator resolution of 0.1%. The setting is achieved by pressing either '%', or 'TONE' buttons and then either the 'DEC' or 'INC' buttons to alter the display. The speed change may be activated by pressing the VSO button, or the speed may be continuously changed with the INC or DEC buttons. It was found that setting a desired speed was undesirably slow and it is felt that the system could be modified to increase the rate of speed change if a change button was continuously depressed for a time.

Proceeding to the right there is yet another novel feature identified as SHUTTLE and taking the form of a horizontal strip of membrane switches. Running a finger along the strip shuttles the tape to the left or right at variable speed depending upon one's finger position.

The right hand section of the operator's panel can either be a standard search to cue section or, as in the case of the review machine, a multi-point search to cue. Both types have conventional pushbutton switches for the transport control functions: play, record, stop, fast forward and fast rewind. However, these controls have twin illumination with the top becoming illuminated when the button is pressed and the bottom becoming illuminated when the function is activated. Further conventional pushbutton switches allow the reel servos to be disarmed for editing, operate the tape lifters and initiate search. A further button called REHEARSE provides a very valuable feature in that it rehearses a drop-in to record without recording. It is thus possible to make the machine practice a drop-in at a cue without recording but whilst searching monitoring as if it had entered record.

The multi-point search to cue is a most complex facility operating with SMPTE time code. Briefly it has facilities for storing up to 99 cue points and has indicators in hours, minutes, seconds and frames for current tape time and for the timing of events. The latter can be a combination of dropping in or out of record, search and play, search and stop or just stop. In addition the timing can be modified by an automatic pre-roll button which works in conjunction with a pre-roll time setting in the electronics section with a range from 0 to 99s in 1s increments. A small digital keyboard is used to select the cue point stores and this keyboard may also be used to add or subtract any desired time from the time displays.

This multi-point search to cue offers endless possibilities far too complex to describe in this review. All the electronics for the control panel are housed beneath the panel on two layers of printed circuit boards which are very easily removed for servicing. Not surprisingly microprocessors are used in this part of the machine and servicing could be a very serious problem if it was not easy to exchange boards.

Turning now to the audio electronics, these occupy the section of the machine below the 24 VU meters at the front. The audio section is split into three sets of eight plug-in printed circuit boards each containing a complete audio channel with each section of eight channels being individually cooled by a fan.

Very sensibly the normal alignment controls all take the form of multi-turn potentiometers clearly labelled at the front of each board which has 39 controls plus various internal trimmers.

The design of the audio electronics is based on the design of the Ampex *ATR100* machine, but in the case of the *ATR124* no transformers are used with both the inputs and outputs being electronically balanced. As with the *ATR100*, the amplifiers are phase compensated and the extensive use of FET switches allows digital control of the signal routing via the internal microprocessor board, in conjunction with an audio control board in each section of eight audio boards.

Returning to the front of the audio board, at the top there is individual bias compensation adjustment with a master bias oscillator having the bias controls for the individual equalisation selections on the tape transport section (remember the buttons 1 to 4 for speed/tape/equalisation selection).

The remaining controls are arranged in three groups of 12 controls which in turn are arranged into three sets of four controls corresponding to the tape type/speed/equalisation selection on the tape transport (buttons 1 to 4).

Each of the three groups of controls (record, sync and reproduce) therefore has four gain adjustments and four hf equalisation adjustments with the sync and reproduce sections also having four lf adjustments and the record section four high frequency shelf adjustments.

Not only are the front panel controls clearly laid out and identified but also the various sections on the board and the individual components are clearly identified for easy servicing. Briefly the sections on the audio boards fall in the following categories: voltage regulator, erase amplifier, line input amplifier, record equalisation amplifier, record timing, record amplifier, reproduce equalisation, sync equalisation, line output amplifier, auxiliary (optional) line output amplifier, and VU meter amplifier. Both output amplifiers have their positive and negative rails protected by fuses on the audio boards.


Going now to the base of the machine at the front, the right hand corner is occupied by the master power supply which houses the reel servo printed circuit board and a regulator board. The latter has front panel testpoints for a number of voltage rails and provides the +5V for all the digital logic. This rail can be trimmed by a front panel control and the brightness of all lamps on the machine adjusted by a second front panel control. Whilst the latter is a nice feature, it was found that the LED indicators associated with the signal routing could not be made adequately bright for high ambient lighting conditions.

The remainder of the electronics are contained in a nine position card frame at the bottom left hand corner at the front of the machine, only five of the card spaces being occupied in the review machine. Of these five boards, the variable speed oscillator board contains the four master bias controls for the four tape type/speed/equalisation selections and LED indicators to show which selection is in use. In addition there is a variable speed oscillator test button which when activated tests the VSO section and when appropriate shows the word 'PASS' in the tape speed indicator.


Other than two digital thumbwheel switches for setting 1 to 99s preroll time and a reset button, the search to cue board has no user adjustments. The adjacent board, which is the main control computer, has a master record inhibit link as its main user control with the capstan servo and transport control board having a number of test features including three switches on the board which respectively reverse tape direction,



# Now there's a Scamp System for everybody.



**SCAMP Mini-Rack, comprising robust flight case, S26 Power Supply, S12 Jack Module, Mini-Rack and complete connector kit.**



**SCAMP 19" Rack Mounting Mother Rack.**

**SCAMP Modules.**

For the technically minded – SCAMP, using gold plated connectors and hermetically sealed pots, runs off a 60 volt bi-polar power supply (incorporating separate 0-48v phantom power) driving electronically balanced outputs into 600 ohms at clip levels up to +24dBm. Socket mounted IC's, double sided circuit boards with generous earth plane, solder masked, clearly laid and annotated, and the virtual elimination of error prone wire links and looms all bear witness to the dedicated professionalism of Audio & Design – a fact to bear in mind when comparing SCAMP with copies and 'retro-fits'.

Now Scamp is equally at home in the studio and on the road. The World renowned 19" rack mounting Scamp System has a new rack mounting power supply and over 15 modules are available to suit all tastes – from Studio to Broadcasters.

The Scamp Mini-Rack satisfies the need to take Scamp out on the road. With it's own power supply and jack connector kit the Mini-Rack can be quickly reconfigured to suit any application – P/A, O/B, Film, Rental and Musicians included. The Mini-Rack will hold any five 1" modules from the comprehensive Scamp range.

Call us about your Scamp requirements now, we're as near as your telephone.

**Audio & Design (Recording) Ltd.,**  
North Street, Reading, Berks. RG1 4DA.  
Telephone: Reading (0734) 53411.  
Telex: 848722 a/b ADR UK.  
Cable: Scamp Reading.



Audio & Design Recording Inc.  
PO Box 786, Bremerton, WA 98310 U.S.A.  
Telephone: (206) 275 5009. Telex: 152426 a/b ADR USA.

select stop or play-off at the end of tape and maintain capstan servo operation in the absence of tape for servicing purposes. The front panel features on this board include a number of test points and potentiometers for controlling the fast wind speeds.

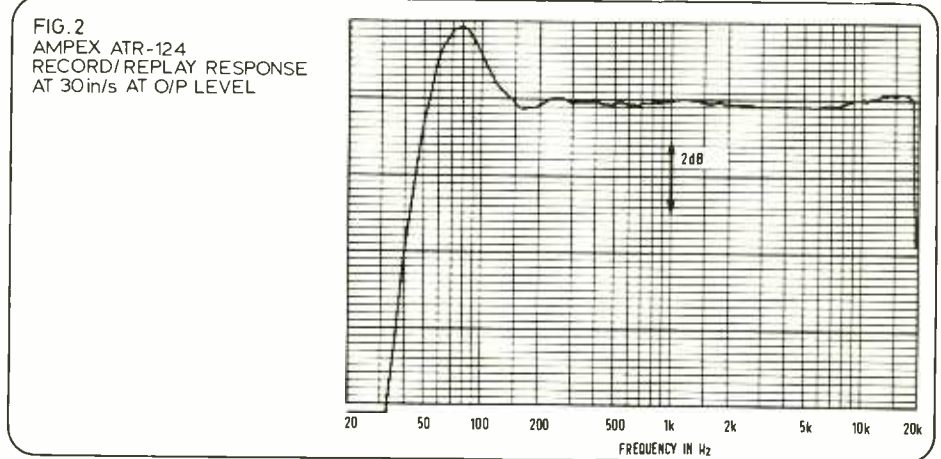
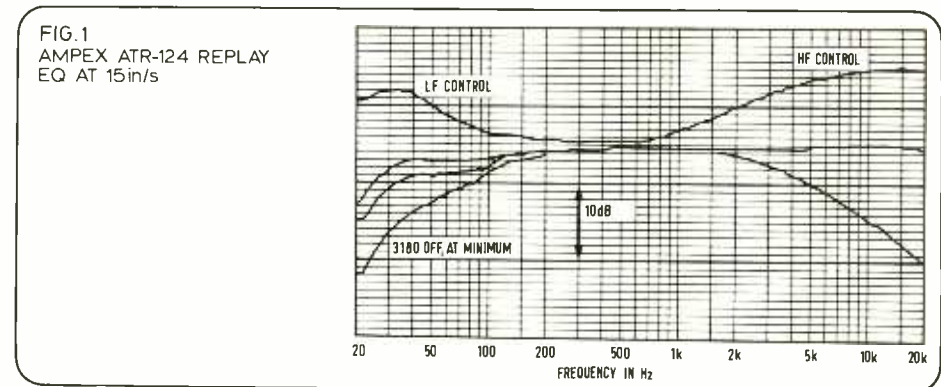
The final printed circuit board is the auto test board which provides a very valuable feature for rapid alignment of the machine. As an option, this board may also include an auto bias feature which was not fitted to the review machine. As it stands the board allows an input signal to a BNC connector to be applied to any input or to all inputs with the individual input being selected by two pushbuttons in conjunction with a digital display. In addition, three outputs are provided in the form of the main output at a headphone jack and the output buss and auxiliary outputs at BNC sockets. These can be connected to any channel by means of the digital display and selector buttons previously mentioned.

Turning to the rear of the recorder the only features are a gigantic power cable and connectors—72 XLR connectors for the audio input and the main and auxiliary outputs, two further XLR connectors for timecode in and out, a 104-way remote control connector and a 82-way accessory connector both providing a mass of logic interfaces and finally the 34-way 'D' connector for switching noise reduction.

So much for a lengthy description of a very complex recorder—how does it perform?

**Performance**

The quality of tape handling of this machine using Ampex 456 tape was beyond reproach even at the highest winding speeds of about 200in/s. Measurement of the tape tension showed that in



all modes it remained in the range 300g to 500g, even at maximum acceleration and deceleration. An additional feature was that the machine

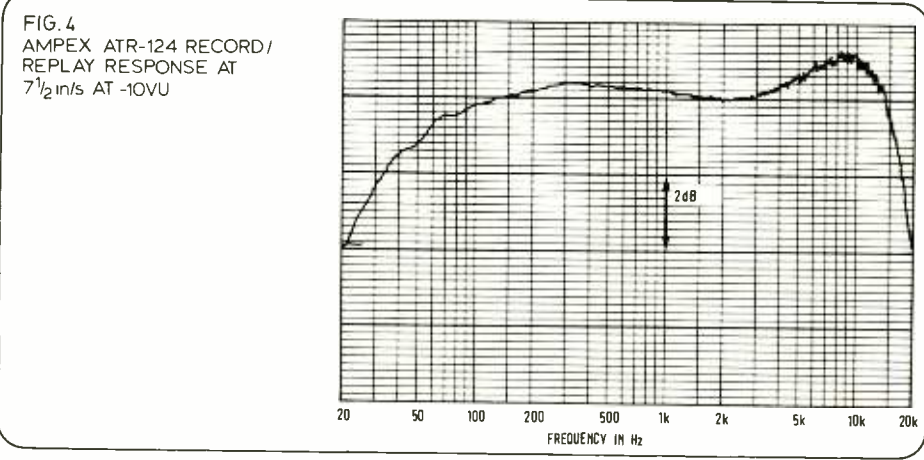
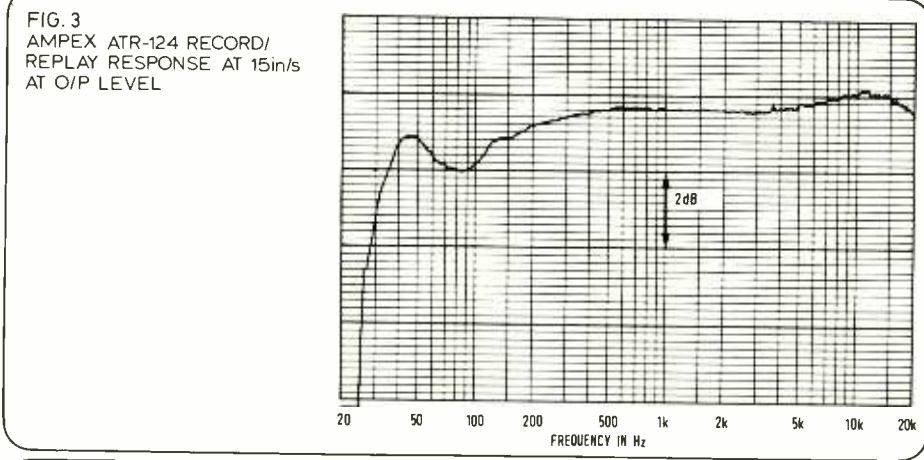
detects the approach of the end of tape in the fast wind modes and automatically reverts to the play speed as the end of tape approaches, thus playing the tape off instead of flaying the end about the place.

As with the Ampex *ATR100*, it takes some time to get used to editing by turning the capstan by hand instead of the reels, but once the new technique has been tried a little most people prefer this idea. Unlike many machines, no dump edit facility is provided. In operation the machine itself was very quiet, but the cooling fan noise was excessive. It is however understood that the fans may be run at low speed provided that the ambient temperature remains below 25°C.

The signal routing system was a delight to use and very easy to master, as was the storage system for signal routing, but as previously mentioned, the LED indicators could well be brighter. Random button punching could fool the logic system and make it run into loops, but this did not appear to be able to accidentally enter the record mode. Such actions as trying to enter record with no channels in ready resulted in the machine instructing the operator to check ready. This presenting itself in the form of LEDs in the matrix actually spelling out the instruction. It was noted that when in a slow reverse shuttle mode, the machine entered the play mode at locked speed.

The multi-point search and cue proved to be an exceptionally versatile system particularly in conjunction with the rehearse mode which should be a very valuable feature.

So far as the electronics are concerned, the use of multi-turn potentiometers for virtually all controls made accurate and stable alignment very easy with all controls being fine in operation and readily accessible. Whilst the mind may boggle at the thought of setting 892 controls, their iden-





# Sony microphones. Made by professionals- for use by professionals.

The Sony professional range of microphones have been used extensively in studios throughout the world for many years, and have been recognised for their quality of manufacture and state of the art reproduction of sound.

FELDON AUDIO now has the complete range of



Sony microphones available from stock.


Four types are produced, the FET Condenser, Dynamic, Electret and Back Electret, one for almost every conceivable recording use.

Contact FELDON AUDIO LIMITED for further details.

C-37P



C48



F-560



U.K. Distributors

**Feldon Audio Ltd.,**

126 Great Portland Street, London W1N 5PH Tel: 01-580 4314. Telex: London 28668.



CONDITION	REFERENCE LEVEL (185nWb/m) TO NOISE RATIO		
	30in/s AES	15in/s NAB	7½in/s NAB
<b>Replay—no tape</b>			
22Hz to 22kHz rms	61dB	61dB	59dB
A weighted rms	70dB	68dB	67dB
CCIR weighted rms ref 1kHz	64.5dB	61dB	60dB
CCIR weighted quasi-peak	60.5dB	56.5dB	55.5dB
<b>Replay Ampex 456 tape</b>			
22Hz to 22kHz rms	57dB	54.5dB	55dB
A weighted rms	62dB	58dB	59dB
CCIR weighted rms ref 1kHz	54dB	49dB	50dB
CCIR weighted quasi-peak	46dB	45dB	46dB
<b>Sync—no tape</b>			
22Hz to 22kHz rms	52dB	54dB	52dB
A weighted rms	67dB	65dB	66dB
CCIR weighted rms ref 1kHz	61.5dB	57.5dB	59dB
CCIR weighted quasi-peak	57.5dB	53dB	54.5dB
<b>Sync—Ampex 456 tape</b>			
22Hz to 22kHz rms	50dB	51.5dB	50.5dB
A weighted rms	60dB	56dB	60dB
CCIR weighted rms ref 1kHz	53dB	46.5dB	51dB
CCIR weighted quasi-peak	48dB	42.5dB	47dB

tification and layout made this a simple task and not too long winded using the audio test board and VU meters.

Allowing for a few prototype modified printed circuit boards, the standard of construction of the machine was to the highest electronic and mechanical standards, but at the time of writing there is only a scanty provisional service manual. With such a complex machine servicing is a very serious matter and it is clear that Ampex had borne this in mind with the modular design approach and excellent accessibility to all electronic and mechanical parts.

**Replay performance**

The replay frequency response was checked at 30in/s and 15in/s using calibration tapes to the AES and NAB standards respectively and at 7½in/s using a flux loop, it being found that the machine could easily be aligned to within 0.5dB over the full frequency range. The wide range of available equalisation is shown in fig 1 for a tape speed of 15in/s with NAB equalisation.

As supplied, the machine was aligned such that a recorded fluxivity of 185nWb/m (Ampex level) replayed at 0dBm with the replay level control



FIG 5  
AMPEX ATR-124 SYNC  
RESPONSE AT 30in/s

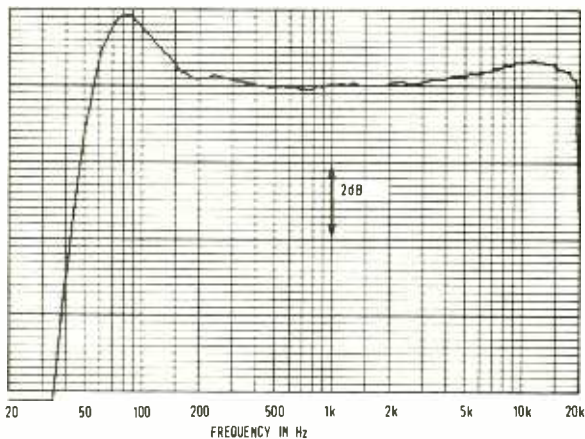
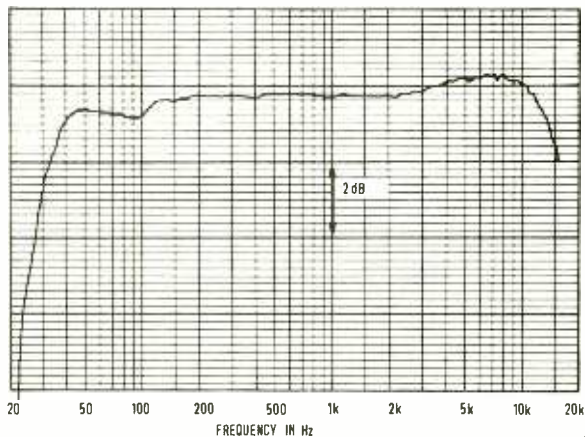


FIG 6  
AMPEX ATR-124 SYNC  
RESPONSE AT 15in/s



**NOW HERE**

**Cuemaster  
CARTRIDGE MACHINES**

DC Servomotor, Improved Heads, User-Adjustable Azimuth, Improved Mains Transformers Etc.

ALSO

**Cuemaster**

FSK-Encoded Logging Hard Copy Printout. Usable With Any Cartridge. Designed Especially For Station Logs.

Ask For Details:



**Granet**


Communications Ltd.

39 BEECHCROFT MANOR, OATLANDS DRIVE, WEYBRIDGE, SURREY KT13 9NZ

Weybridge (0932) 47785



# The Ultimate Equaliser



- 2 Stereo bands of 30 faders with centre click stops giving 20db of control
- Entire audio spectrum from 21hz to 21khz in 1/3 octaves
- Up to 20db of gain
- High and Low pass filter on end faders for subsonic and supersonic rejection
- $\pm 10$ db of boost and cut, or 20db 'all cut' and 'all boost' with flat response
- Plug in balancing transformers
- 60 Precision inductors with minimally flat response for maximum curve performance
- Passive bypass for accurate pre & post eq. comparison
- Perspex 'Tamper-Proof' cover
- 100-240 volt operation in 5 1/4" rack space



**COURT ACOUSTICS LTD**

35 Britannia Row, London N18QH ☎ 01-359 0956 Telex 268279 Attn. BRITRO G

TABLE 2

Tape speed equalisation	30in/s AES	15in/s NAB	7½in/s
3% MOL at 1kHz ref 185nWb/m	+ 13.5dB	+ 14.5dB	+ 15dB
Third harmonic at 320nWb/m	0.3%	0.15%	0.2%
Third harmonic at 185nWb/m	0.1%	0.08%	0.01%

TABLE 3

Speed	Beginning	Middle	End
7½in/s	0.06% (0.17%)	0.06% (0.15%)	0.065% (0.15%)
15in/s	0.04% (0.13%)	0.035% (0.11%)	0.028% (0.1%)
30in/s	0.028% (0.1%)	0.023% (0.07%)	0.02% (0.08%)

FIG 7  
AMPEX ATR-124 SYNC  
RESPONSE AT 7½ in/s

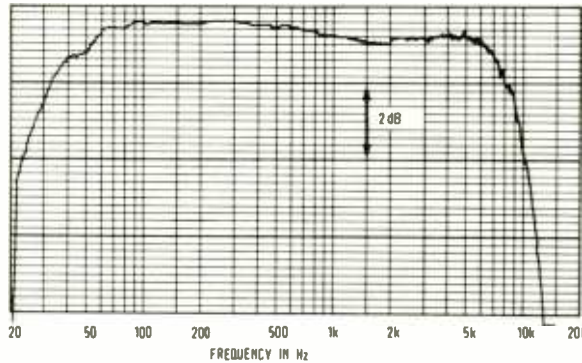


FIG 8  
AMPEX ATR-124 RECORDED EQ  
RANGE AT 15in/s

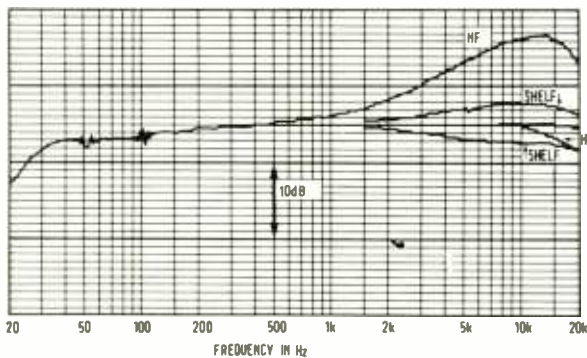


FIG 9  
AMPEX ATR-124 CROSS-  
TALK REPLAYING 12,  
RECORDING 11 AND 13

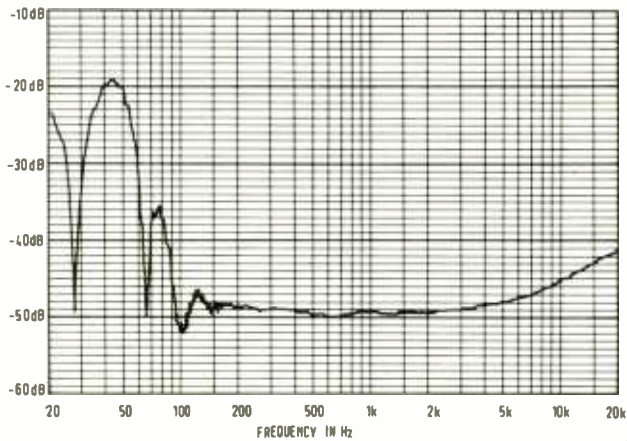
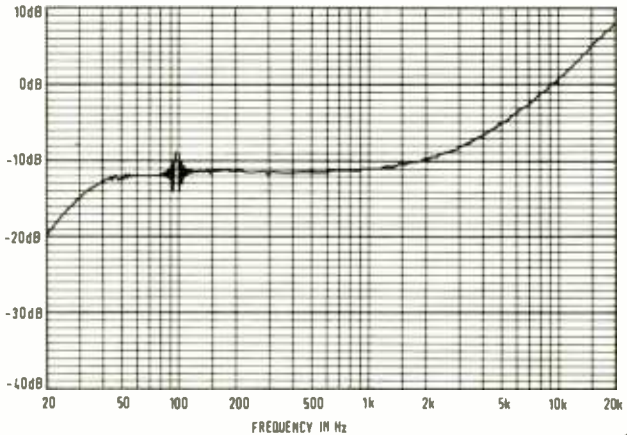


FIG 10  
AMPEX ATR-124 SYNC  
CROSSTALK RECORDING 13,  
REPLAYING 12 IN SYNC MODE



capable of changing this level over the range -11.5dBm to +14dBm. At the supplied gain setting, the machine could replay a fluxivity 29dB above 185nWb/m before the onset of clipping—certainly a more than adequate margin!

Investigating the noise performance of the normal outputs and the sync outputs, both with Ampex 456 tape recorded with bias only, and without tape, gave the results in Table 1 which were consistent for the 24 tracks with the exception of the unweighted figures.

The figures show a good performance with the sync track being unusually good. It was, however, noted that the unweighted noise performance of track one and adjacent tracks was inferior to a limited degree.

**Record/replay performance**

Having carefully aligned the machine for Ampex 456 tape, the record/replay frequency response was checked at all three tape speeds with the exceptionally flat response curves being shown in figs 2, 3 and 4. At 30 in/s the performance is quite outstanding with the response remaining within ±0.2dB from 130Hz to 20kHz with a relatively minor bass bump at 80Hz. Similarly the performance at the lower speeds is good and with a little patience might be improved.

Similarly the frequency response in the sync mode is sensible as shown in figs 5, 6 and 7 for the three tape speeds, but in spite of the use of twin winding flux gate record heads the response at the lowest tape speed leaves something to be desired.

The range of the two record equalisers (hf and shelf) is shown in fig 8 for a tape speed of 15in/s, it being seen that the shelf control operates with a mild range at mid-frequencies with the hf control having a wide range at high frequencies.

Checking the maximum output level for 3% third harmonic distortion and also the third harmonic distortion at 185nWb/m and 320nWb/m gave exceptionally good results (Table 2) with the record amplifier being capable of driving in excess of 30dB above the level required to record 185nWb/m at 15in/s. Also the range of available bias was more than adequate.

Checking the crosstalk between tracks by replaying track 12 whilst recording tracks 11 and 13 (a worst case) provided fig 9 which shows a good performance above 100Hz with typical 'bumps' at lower frequencies. On the other hand the sync crosstalk as determined by recording track 13 whilst replaying track 12 in the sync mode proved to be very poor as shown in fig 10 which demonstrates an impossible situation at all frequencies.

Recording and replaying a 1kHz squarewave produced exceptionally good results with virtually no overshoot as shown in fig 11 thanks to the phase correction techniques in the amplifiers and complete lack of transformers.


A final check in the record/replay performance was the erasure of a 1kHz tone recorded at 15in/s—here the 88dB erasure was excellent.

**Wow, flutter and speed**

Checking the wow and flutter to the IEC quasi-peak method, both weighted and unweighted at the beginning, middle and end of a 10½ inch reel of tape produced the results in Table 3 which are on the margin of specification—I do however



# Check'em in Check'em out



All-in-one test units mean faster, cheaper servicing.

Stands to reason.

Take the Ferrograph Recorder Test Set, RTS2.

It saves you from the need for time wasting connections to separate instrumentation....and from the creation of hum-loop. Instead, just a single input and output lead, connections that remain unchanged throughout the test series.

Then — push-button answers.

The RTS2 is considerably cheaper than the usual collection of separate instruments too!

Link it with a Ferrograph Auxiliary Test Unit, ATU1, and you extend its use to include measurement on professional equipment.

Versatile, sure, easy to operate, portable. And long lasting, thanks to the in-built quality and attention to detail that you find in all Neal-Ferrograph equipment. Your answer for efficient servicing turnaround.

Please send me your illustrated leaflets with specifications of the equipment I have ticked.

Recorder Test Set

Auxiliary Test Unit

Name \_\_\_\_\_

Address \_\_\_\_\_

## NEAL FERROGRAPH



Simonside Works, South Shields, Tyne and Wear, NE34 9NX. Tel: 0632 566321.



suspect that the performance can be improved by adjusting the servo system.

Undertaking a narrow band spectrum analysis of a 10kHz tone which had been recorded and

replayed at 15in/s produced **fig 12** which shows a virtual absence of any defined sidebands and an unusually clean performance for an analogue machine.

So far as the relation between the speeds is concerned it should be precise because of the phase locking of the capstan to a crystal and was indeed measured to 0.0001% accuracy. In the varispeed mode it was found that the actual speed remained within the resolution of the speed indicator (0.1%), but it was noted that in the percentage mode not all 0.1% steps were available.

**Other matters**

Checking the phase deviation between the outer tracks using a 10kHz tone at a tape speed of 15in/s showed that the peak deviation was good in the order of  $\pm 20^\circ$  with, as is shown in **fig 13**, a cyclic wobble with a period of about 0.5s which probably originates from the tape timer roller or the capstan.

It was found (for a change) that the VU meters had the genuine ballistics and rectifier characteristics required by the ASA standard, and the 10dB switched increase available in sensitivity proved useful for machine alignment.

The input impedance of 20k $\Omega$  with the excellent common mode rejection shown in **fig 14** was most satisfactory with the minimum input level required to record 185nWb/m being 8dBm with the inputs being capable of handling in excess of +22dBm.

On the output end, the main and auxiliary outputs were identical with an adequately low output impedance of 23 $\Omega$  at 1kHz and capable of driving +28dBm.

**Summary**

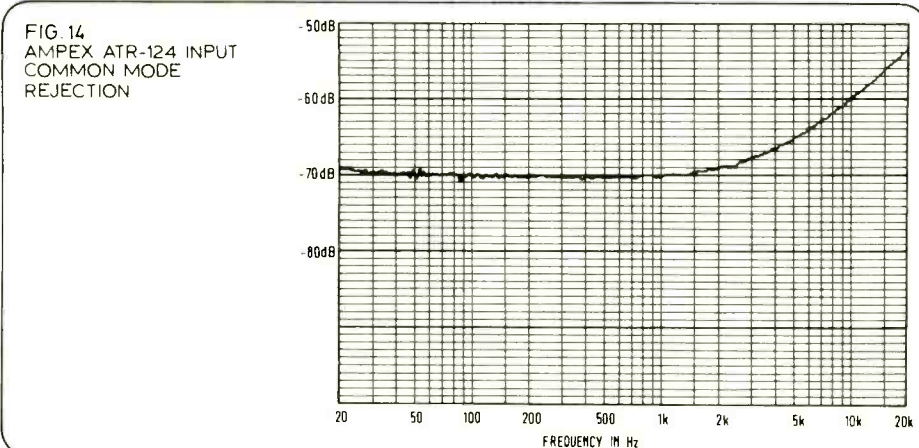
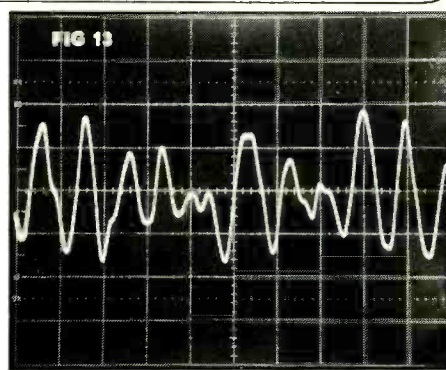
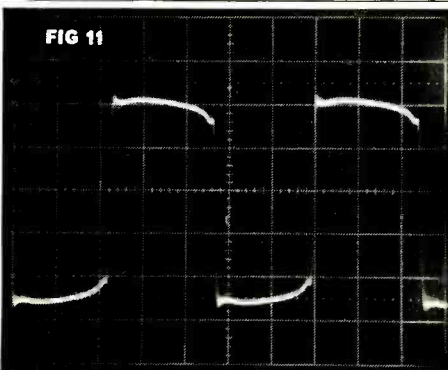
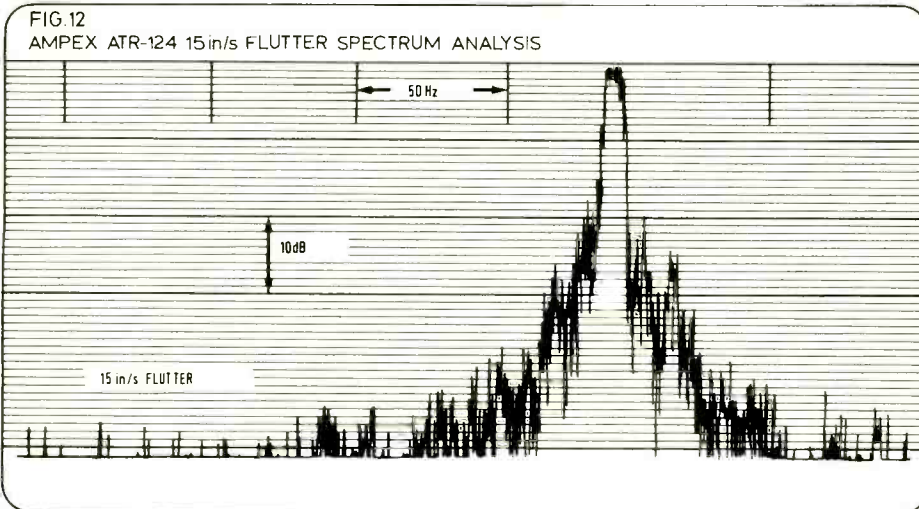
There is no doubt in my mind that this is the most advanced audio recorder yet available. Virtually the complete concept of the machine is new, with a new type of tape transport, new techniques in the electronics and a revolutionary system of signal routing. In addition the multi-point search and cue provides outstanding facilities.

From the point of view of audio performance, handling and maintenance the word 'excellent' has cropped up an unusual number of times in this review.


The only area where I find this machine particularly disappointing is in the sync crosstalk situation and in this area great care is required in use. I also suspect a few bugs in the microprocessor systems, but this is hardly a surprise when the machine is so new on the market.

Overall, congratulations to Ampex—a great machine.

**Hugh Ford**



**10 OUTLET DISTRIBUTION AMPLIFIER 2**



One floating input, 10 floating outputs at 600 Ohms for general studio work or feeding multiple slave pa amplifiers. They are used extensively during press conferences and state occasions to provide sound feeds to radio and television networks, with Stabilizers also used in the public address to reduce howl-round.

The unit meets the IBA 'signal path' specifications and is available as a complete unit or as a set of all parts excluding the case and XLR connectors.

Stereo Disc Amplifier 2 and 3 \* Moving Coil Preamplifier \* Peak Programme Meter Drive Circuits 2 and 3 and Ernest Turner Movements \* Stabilizer \* Frequency Shift Circuit Boards \* Chart Recorders \* Peak Deviation Meters

Exhibiting at **INTERNATIONAL BROADCASTING CONVENTION** Brighton September 20-23

**SURREY ELECTRONICS**  
The Forge, Lucks Green, Cranleigh, Surrey GU6 7BG  
Telephone 04866 5997

**Manufacturer's comment:**

The *ATR-124* record head design has been optimised for the signal parameters that were considered by Ampex and the key users in the industry to be of most importance. Two of these which influence record to sel-sync are:

- (a) recorded dynamic range especially at high frequencies;
- (b) sel-sync playback frequency response especially at low frequencies.

Overall performance criteria was met with a resulting increase in record to sel-sync crosstalk, therefore, some care in allocating recording tracks during sel-sync operation should be exercised. This was considered a reasonable price to pay for the unique recording performance of the *ATR-124*.






# The Complete Studio.

Studer, Neumann, EMT, Albrecht, Klein + Hummel, Harrison, Urei, Lexicon, ITC,  
 Allison, MRL, Transco, Switchcraft, Gotham, Europa Film and Revox.  
 We represent all the major names in the audio field and can supply the best  
 equipment for any studio requirement.

**F.W.O. Bauch Limited**

49 Theobald Street, Boreham Wood, Hertfordshire WD6 4RZ  
 Telephone 01-953 0091 Telex 27502

# HISS-OFF



## USING BEL NOISE REDUCTION

Up to 30db of tape and machine noise is removed from your tapes when you use the BEL Noise Reduction System. • Simultaneous encode/decode

- No switching
- No Line up required
- Capable of decoding DBX tapes
- Available in 8 track and stereo versions

### BEL. Agents

#### ITALY

Professional Equipment, 20135, Milano  
Via Anfossi, 6, Italy. Tel: 02 8353514/  
02 581650

#### HOLLAND

Pieter Bollen Geluidstechniek Bv,  
Hondsruglaan 83a, 5628 DB, Eindhoven,  
Holland. Tel: 040 424455 Telex. 59281.

#### W. GERMANY

Peter Struven GMBH, Bargweg 45b,  
2000 Nordstedt, Hamburg,  
W. Germany. Tel: 040 524 5151

## HATS-OFF TO HORIZON

Horizon Studios, Coventry, the studio that produces the Two-Tone hits, was one of the first to install the BEL Noise Reduction System, producing hits for bands like Selecta, Bad Manners, Modetts and Reluctant Stereotypes.

**Don Larking**  
Audio Sales

50 CHEAPSIDE, LUTON, BEDS.

Tel: 0582 27195/26693

Telex No. 825488

#### DENMARK

Audiopower, Smaaland 1,2300  
Copenhagen S, Denmark. Tel: 571223

#### SWEDEN

Stage and Studio AB, S:T Olofsgatan 35,  
S-41728 Gothenburg, Sweden. Tel: 031  
224090

#### U.K.

S.E.S. 100 Hamilton Road,  
London N.W.11 Tel: 01-458 9133

#### PLAN AUDIO

9 South Street, Epsom, Surrey  
Tel: Epsom 41822

## YOU'VE WAITED LONG ENOUGH . . . HERE IT IS!

A high performance Mini Mixer to go with any mono NAGRA—even the "I.S." model. That adds no noise . . . and powers three condenser mikes (the line input can take another).

### THROW AWAY YOUR PADS!

The GEN-2 Mixer has true variable gain circuitry. This gives enormous 'headroom' providing a vast range of level control without attenuators. Think what this means to you in terms of signal to noise ratio—freedom from extra pluggery—and sheer convenience.

For the first time you can get studio performance in a beautifully engineered package, just 7½ x 5½ x 2½".

**SUMMON**  
SOUND AND VISION

28a Manor Row,  
Bradford 1  
Tel. 0274 307763

## TRY BEFORE YOU BUY!

WE'LL GIVE YOU  
DETAILS WHEN WE SEND  
YOU THE SPEC'S.



**THE GEN-2**  
Advanced Mini Mixer  
£475 plus V.A.T.



Installation of Sound Absorbers, Scripture Union, London

## SOUND ADVICE FROM PROFESSIONALS TO PROFESSIONALS

BTS specialise in Acoustic Design, specification, measurement and treatment for studios of all types to full Broadcast Standards.

Also Special Purpose, Educational and Budget Studios,  
Music and Conference Rooms.

Acoustic problems associated with reverberant buildings, traffic, air conditioning or other noise sources, measured and dealt with.

For further details write to Alan Foster

2 Hills Road, Cambridge CB2 1JP, England  
Telephone Cambridge (0223) 62392  
Telegrams Broadcast Cambridge  
Telex 817978 (BCAST G)

**BTS**

Broadcast Training and Services Limited



# 18000Hz, 0.9mv Pa $\approx$ 60dbm, 153dbm, 200ohms, >10000ohms

These are the specifications that make the Beyer Dynamic M260 NS ribbon microphone the best in its field.

A specially shaped short ribbon, 0.002 mm thick, weighing only 0.000438 grammes guarantees that the M260 NS gives absolute fidelity of reproduction.

Complete absence of non-linear distortion lends startling clarity and transparency to the whole sound spectrum.

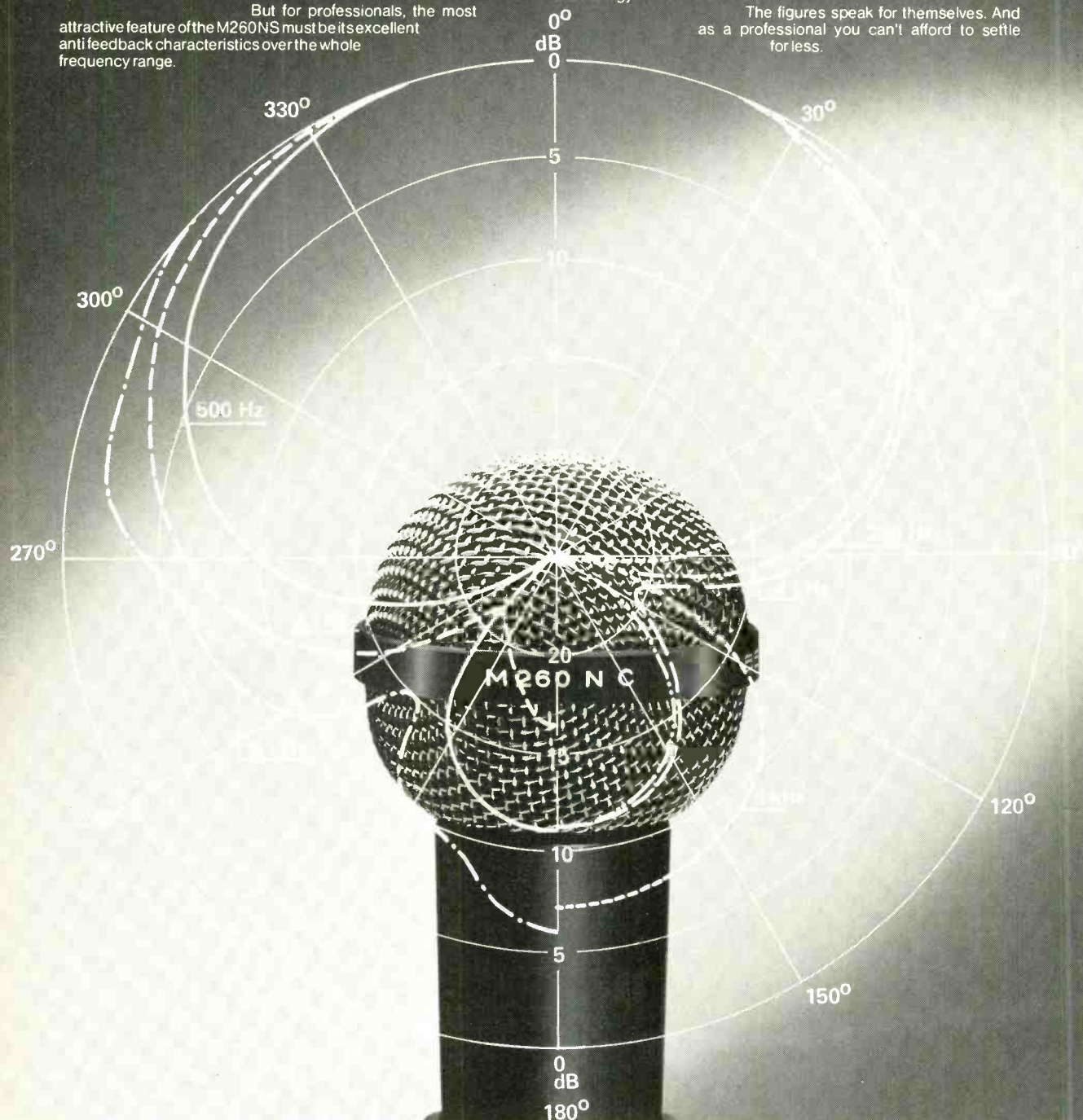
But for professionals, the most attractive feature of the M260 NS must be its excellent anti feedback characteristics over the whole frequency range.

Small wonder it is the world's most popular microphone for vocal and instrumental recordings and public address work.

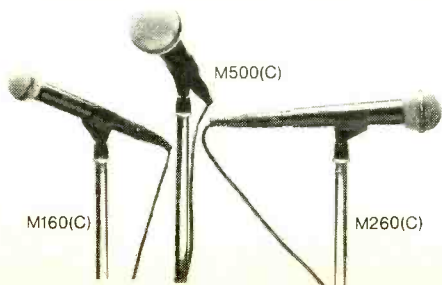
The M260 NS is only one of the range of ribbon microphones made by Beyer Dynamic.

And each one is manufactured to the same high standards, incorporating all that is best in microphone technology.

The figures speak for themselves. And as a professional you can't afford to settle for less.



For a complete catalogue of Beyer products send to the address below



**Beyer**   
**Dynamic**

Beyer Dynamic (GB) Ltd 1 Clair Rd., Haywards Heath, Sussex RH16 3DP Tel: (0444) 51003

# Sophisticated acoustic analysis made simple.

Inovonics' Model 500.



The Inovonics 500 has everything you need for sophisticated real- and reverberation-time acoustic analysis in one, easy-to-use package.

In the real-time mode, the 500 shows you wideband or weighted SPL readings in each one-third octave band from 25 Hz to 20 kHz. In the RT<sub>60</sub> mode, it displays reverberation time up to 10 seconds with 10 ms resolution, while the LED

matrix plots the decay characteristic.

The 500 has a built-in wideband/octave-band pink noise generator and is both AC and battery powered. It's light enough to go wherever you go, and rugged enough to take it.

Get all the versatility and convenience you need in an acoustic analyzer with the Model 500 from Inovonics.



## Get a print-out, too!

With our new Plotter Interface, you can now get hard copy of your acoustic analyses. The Plotter Inter-

face works with any X-Y plotter having 2 volt DC sensitivity.

For further information, contact:




UK Distributors

Feldon Audio Ltd.,

126 Great Portland Street, London W1 Tel: 01-580 4314 Telex: London 28668

# ONE SLAVE... OR TWO?



2 MACHINES  
Q-LOCK 2.10



3 MACHINES  
Q-LOCK 3.10



## The Q-LOCK Synchronisers from AUDIO KINETICS

Before you buy an SMPTE Synchroniser, check:

That it uses tach pulses in wind, eliminating high speed tape on heads. This avoids degraded HF response and accelerated headwear.

That it transfers a minimum of wow and flutter from the Master to the Slaves. Typically a VCR with 0.2% WF causes an addition of 0.01/0.02% WF to the Slaves, when synchronised with Q-LOCK.

That it uses optimized software for uncompromised machine control.

That it can chase, read code at -30db, ride over dropouts, has an SMPTE generator, includes a 10 memory intelligent cycling autolocator, auto-record.....

**Q-LOCK does.**

Europe: AUDIO KINETICS (UK) LTD., Kinetic House, Verulam Road, St. Albans, Herts. AL3 4DH England Tel: 0727 32191 Telex: 299951  
America: QUINTEK, 4721 Laurel Canyon Blvd., Suite 209, North Hollywood, CA 91607 Tel: (213) 980-5717 Telex: 194781



# If you think this is about as accurate as you can get with Tape Synchronisation Think again.

The Adams Smith TS 605 is the world's most advanced tape synchroniser.

Not a modest claim.

But, a claim we can prove.

The TS 605, unlike its competitors has a synchronising accuracy of one hundredth of a TV frame, and it can operate with inconsistent and mixed time codes.

What's more whereas most others can control only one slave plus the master the TS 605 gives you added flexibility by controlling two slaves plus master whilst maintaining its ability to adapt to the mechanical tantrums of different slave machines.

Other features of the TS 605 includes its ability to recover time code over a 1000:1 speed range and the fact that, unlike the competition, it is a self-contained unit with no need for expensive interfaces.

If you're still not convinced that the TS 605 is the worlds most advanced tape synchroniser complete the coupon and we'll rush you the full technical specification.



## Pye TVT Limited

The Broadcast Company of Philips

Please send me the full technical specification on the Adam Smith TS605

Post to: Pye TVT Limited, Sales Promotion Dept.,  
PO Box 41, Coldhams Lane, Cambridge CB1 3JU, England.

Name \_\_\_\_\_

Position \_\_\_\_\_

Organisation \_\_\_\_\_


Address \_\_\_\_\_  
\_\_\_\_\_  
\_\_\_\_\_



# THE GREAT BRITISH SPRING

Spring Reverbs are notorious for the odd sounds that they tend to produce. Many manufacturers have tried to remedy this with limiters, equalisers and the like. In the design of 'The Great British Spring' we took a different approach. We started out with a custom spring unit that sounds good without any fancy electronics. The unit simply has a variable line input and a stereo output.

The six spring paths produce a natural sounding reverberation that is full at the low end and sparkling on the highs. But don't take our word for it. Fifty pence brings you our demo cassette, or drop in and hear it live.



**DEMO RECORD  
NOW  
AVAILABLE**

Exclusively from:  
**TURNKEY, 8 East Barnet Rd.  
New Barnet, Herts. 01 440 9221.**

**REW. 114 Charing Cross Rd.  
London WC2. 01 836 2372.**


**Studio Equipment Services,  
The Studio Shop, Oxgate Farm,  
Coles Green Rd. London NW2. 01 452 1980.**

# ABACUS ARTA 600

Use the **ARTA 600** third-octave audio analyser adaptor and an oscilloscope to display the real-time intensity and spectral distribution of sounds.

The internal pink noise generator enables the electrical or electro-acoustic frequency response of systems to be accurately and rapidly determined.

£495 plus VAT




**Abacus Electronics** 10 Barley Mow Passage, London W4 4PH England  
Telephone: London 01-994 6477 Telex 8811418

## THE ACOUSTIC SCREENS from AK



- Space saving corner interlock system
- Welded metal frames
- Attractive 'cigarette proof' covering material
- Wide differential non crushing castors
  - Custom size option
  - Roof sections to match

## SONAPANEL ACOUSTIC SYSTEM




- Economic and flexible
- Individual layout scope
- Fast delivery
- Detachable fixture allows relocation or resale



**AUDIO KINETICS (UK) LIMITED**  
Verulam Road, St Albans, Herts, AL3 4DH. Tel: 32191. Telex: 299951





# Ursa Major Is a Sound Improvement

If you work with close-miked sound sources, the Ursa Major SPACE STATION™ is one of the most creative sound processing tools you can own. This innovative new digital reverb system adds warmth and body to a speaker's voice, enhances both live and recorded music, and generates special effects that range from the subtle to the exotic. Unlike simple delay units, the SPACE STATION incorporates a proprietary Multi-Tap Digital Delay algorithm in which a digital RAM can be tapped at more than 20 locations at once. With this feature, you can simulate an almost endless variety of reverberant spaces, from tiny rooms to parking garages and concert halls.

Check out the SPACE STATION soon. For reverberation quality and variety, for special effects features, and for price, the SPACE STATION is the best sound improvement

you can make.



Demonstration cassettes for broadcast and recording applications are available for \$2.00 each.

URSA MAJOR, Inc.™

Box 18, Belmont, MA 02178 • Telephone (617) 489-0303 Telex: 921405 URSAMAJOR BELM

OVERSEAS DEALERS: Australia: Klarion Enterprises, S. Melbourne 61-3801; Belgium: Naybies, Brussels 02-734 31 38; Denmark: Audiophil, Copenhagen 01-34 1622; England: Feldon Audio, London 01-580-4314; Finland: Audiotron, Helsinki 410688; France: 3M France, Cergy-Pontoise (1) 031 61 61; Germany: R. Barth, Hamburg (040) 2 29 88 83; Thum & Mahr Audio, Leverkusen 02173-41600; Holland: Pieter Bollen, Eindhoven 040-4244 55; Italy: Audio Prod's International, Milan 39-2-272-951; Japan: Electri Co., Tokyo (03) 950-6266; Norway: Pro-Technic, Oslo (02) 46 05 54; Singapore: Auvi Private, Singapore 2937155; Spain: Mike Llewellyn-Jones, Madrid 637 07 52; Sweden: Eila Radio & TV, Solna 08-7300700; Switzerland: Audiocom, Kerzers 031 95 57 42; Taiwan: Linfair Eng. & Trading, Taipei 3214454-7

# YOU CAN'T BEAT THE SYSTEM



Strand Sound design total sound systems. Every type, from professional quality club or disco installations, through multi-facility theatres and leisure complexes to rugged p.a. for touring bands.

Using our own mixers, amps, equalisers, speakers, intercoms and accessories, all purpose built and of top quality, we plan, assemble and, if required, install a system designed specifically to suit your requirements, down to the last cable and screw.

Contact us for a preliminary discussion. You can't beat the system when its made by Strand Sound.

Strand Sound, P.O. Box 50, Gt. West Road, Brentford, Middx. TW8 9HR. Tel: 01-568 9222. Telex 27976. Cables: Rankaudio, Brentford.



# APRS

WEEKEND COURSE NOVEMBER 7, 8, 9

## DIGITAL TECHNIQUES

Repeat of course held April 1980

This course is designed for senior technical and management staff who wish to inform themselves about the present and future use of digital techniques in sound recording mixing consoles and peripheral equipment.

Prospectus from

**APRS Secretary**  
**E. L. Masek**  
**23 Chestnut Avenue**  
**Chorleywood, Herts, UK**  
**WD3 4HA**

# APRS

An opportunity to increase knowledge and to improve communication within your company.

## BASIC ELECTRONIC ENGINEERING

## FOR STUDIO STAFF

WEEKEND COURSE NOVEMBER 21, 22, 23  
a course for non-technical staff

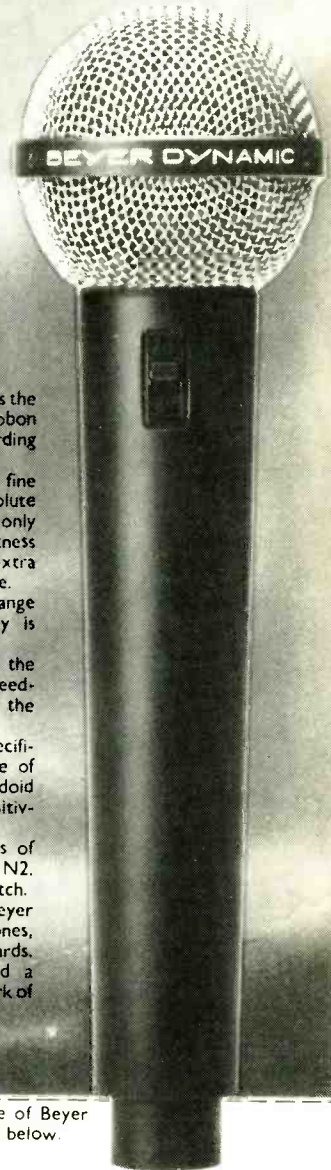
The object of this course is to provide non-technical studio personnel with some knowledge of basic electronics and physics upon which operation of studio equipment depends.

This basic knowledge will help to bridge the information gap that often exists between management staff and maintenance staff.

The course is limited to 24 to permit active discussion and enable the lecturers to give individual attention.

Prospectus from  
APRS Secretary  
E. L. Masek  
23 Chestnut Avenue  
Chorleywood, Herts., UK  
WD3 4HA

# A0.000438 gram ribbon covers the spectrum of sound.



The Beyer Dynamic M260 is the world's most popular ribbon microphone for musical recording and public address.

A specially shaped, short, fine ribbon accounts for its absolute fidelity. With a weight of only 0.000438 of a gram and a thickness of only 0.002 mm, it has an extra ordinarily fast and flat response.

Right through the sound range the clarity and transparency is astonishing.

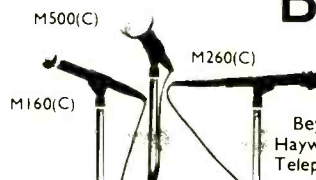
You'll also appreciate the microphone's excellent antifeedback characteristics over the whole frequency range.

The M260 includes in its specification a Frequency Response of 50-18,000 Hz, a Hypercardoid Polar Pattern and an ICA Sensitivity Rating of -153dbm.

There are several versions of the M260, including the M260 N2, with a built-in voice-music switch.

In the wide range of Beyer Dynamic ribbon microphones, you'll find the same high standards, advanced technology ... and a model that will make light work of the job you have in mind.

For the complete catalogue of Beyer products, send to the address below.




**Beyer**   
**Dynamic**

Beyer Dynamic (GB) Ltd, 1 Clair Road,  
Haywards Heath, Sussex RH16 3DP  
Telephone: (0444) 51003



## The Quiet Revolution goes on . . .

The sound department of the ROYAL SHAKESPEARE COMPANY use CODEC noise reduction equipment in the preparation of their high quality music and sound effects tapes.



M42 4-track switchable. U.K. price £175.00 plus VAT.

Over 17dB of noise reduction with complete absence of audible side effects. Less than 1% T.H.D. Bandwidth  $\pm 3$ dB 20Hz-20kHz full encode/decode cycle. Head-room 14dB ref. 0dBm nom. operating level.

### D. B. ELECTRONICS

2 Ash Street, Buxton, Derbyshire SK17 6LL

Phone 0298 3756

## SECOND-HAND EQUIPMENT FOR SALE

### WESTREX

16mm Magnetic Recorders/Reproducers. Single and Twin Racks. All Solid State. Very good condition. Eight machines available.  
35mm Magnetic Recorder. All Solid State. New Heads. Very Good condition.

### R.C.A.

P.M.66. 35mm Magnetic Mechanisms only. Very cheap. £250 per machine. Nine machines available.

Conversion parts to convert to 16mm, consisting of Brand New Moy 16mm Sprocket Assemblies, 16mm Impedance Drums, Motors, and R.C.A. Replay Amplifiers.

R.C.A. Unilock unit.

Misc Items: Sync/Interlock motors, 1,000 r.p.m. and 1,500 r.p.m., also sync only motors 1,500 r.p.m.

Microphones: Oscilloscopes Textronik 545B and Marconi 2200/3M1. G.B. Kallee Wow and Flutter Meter 1704. Pair of Monitor Loudspeakers 15" units. Philips professional Tape Recorders—and many spare parts for RCA and Westrex.

**AUDIO SYSTEMS INTERNATIONAL**, 111 Harrowdene Road, Wembley, Middlesex HA0 2JH. Tel. Malcolm Stewart on 01-908 4008.

## Our Business is Sound

Cassette and open reel copying in large and small runs.

Blank cassettes supplied between C-3 and C120.

Dolby A and B facilities available.

Studio facilities available for voice-overs.

Design, artwork and print service.

Established suppliers to most of the major publishing houses and Examining Bodies.

**SOUND COMMUNICATION**

Field House, Wellington Road, Dewsbury, West Yorkshire WF13 1HF. Telephone 0924 451717

# Sales Representative

professional recording equipment

progressive salary + car

A leading company in the field of professional recording equipment wishes to recruit a representative to sell its impressive range of hardware to recording studios and other professional and industrial users.

The products consist of an established range of professional audio recorders, together with a new generation of advanced multi-track digital recorders. The successful candidate will have UK-wide responsibility for sales, but will obviously be expected to concentrate on the lucrative London and South-East area.

Essential requirements are a sound knowledge of the industry coupled with a highly developed technical appreciation of 'state-of-the-art' recording equipment. Previous sales experience, while a useful advantage, is

based London/South-East

by no means essential as comprehensive training will be provided.

A very attractive remuneration package will be backed by extensive large-company benefits including company car. Prospects of career advancement are excellent.

Ref: S3875/SS.

*REPLIES will be forwarded direct, unopened and in strict confidence to the client, unless addressed to the Security Manager listing companies to which they should not be sent. They should include comprehensive career details, (home phone number and salary progression essential), not refer to previous correspondence with PA, and quote the reference number on the envelope.*

## PA Advertising

Hyde Park House, 60a Knightsbridge, London SW1X 7LE. Tel: 01-235 6060 Telex: 27874



A member of PA International

# Classified Advertisements

Advertisements for this section must be pre-paid. The rate is 25p per word, minimum £5.00. Box Nos. 75p extra. Semi-display rates on application. Copy and remittance for advertisements in **DECEMBER 1980** issue must reach these offices by 3rd **OCTOBER 1980** addressed to: The Advertisement Manager, **Studio Sound**, Link House, Dingwall Avenue, Croydon CR9 2TA.

**Note:** Advertisement copy must be clearly printed in block capitals or typewritten.

Replies to Box Nos. should be addressed to the Advertisement Manager, Studio Sound, Link House, Dingwall Avenue, Croydon CR9 2TA, and the Box No. quoted on the outside of the envelope. The district after Box No. indicates its locality. **SEX DISCRIMINATION ACT 1975:** No job advertisement which indicates or can reasonably be understood as indicating an intention to discriminate on grounds of sex (e.g. by inviting applications only from males or only from females) may be accepted, unless (1) the job is for the purpose of a private householder or (2) it is in a business employing less than six persons or (3) it is otherwise excepted from the requirements of the Sex Discrimination Act. A statement must be made at the time the advertisement is placed saying which of the exceptions in the Act is considered to apply.

The attention of advertisers is drawn to "The Business Advertisements (Disclosure) Order 1977", which requires that, from 1st January 1978, all advertisements by persons who seek to sell goods in the course of business must make that fact clear. From the above date, consumers therefore should know whether an advertisement relates to a sale by a trader or a private seller.

**Gemini Sound**  **SUPERB QUALITY CASSETTE COPYING SERVICE**

PRECISION ONE-TO-ONE COPIES WITH PHASE-EQUALISATION FOR OPTIMUM TRANSIENT RESPONSE

Ring David Wright onw on (0344) 54935 for further details, or write: 'Braeside', London Rd, Binfield, Bracknell, Berks RG12 5BS

**FOR HIRE**

to fit in your Noise Reduction Rack, dbx K9 Cards, £55 per day.  
Urei Time Aligned Monitors, Model 813, £50 per day.

**Phone 01-229 9595**

## SERVICES

★Pressings of classical quality (colour also), promptly manufactured from your master tapes. Sleeve printing, mailing service. Studio or mobile units for master recording. Specify requirements to Mike Bull, Sound News Studios, 18 Blenheim Road, London W.4 1ES. Tel. 01-995 1661.

Quantity	CASSETTE DUPLICATING inc L/case.											
	C1-10	C11-20	C21-30	C31-40	C41-50	C51-60	C61-70	C71-80	C81-90	C91-100	C101-110	C111-120
10-49	51p	53p	55p	59p	63p	67p	72p	80p	87p	97p	107p	117p
50-99	48p	50p	52p	55p	58p	61p	68p	76p	84p	94p	104p	114p
100-149	47p	49p	51p	52p	54p	56p	63p	72p	79p	89p	99p	109p
150-249	43p	45p	47p	48p	50p	52p	60p	69p	74p	84p	94p	104p
250-499	41p	43p	45p	46p	47p	48p	56p	64p	70p	80p	90p	100p
500-999	39p	40p	41p	42p	43p	44p	51p	59p	67p	77p	87p	97p
1000+	33p	35p	37p	38p	40p	42p	48p	54p	64p	74p	84p	94p
10,000+	32p	34p	36p	37p	39p	41p	47p	53p	63p	73p	83p	93p

**Label and inlay card printing.**

R.F.W. RECORDING SUPPLIES 50 Bedford Lane, Feltham, Middlesex. Tel: 01-890-6460

## IF YOU NEED . . .

Cassette Duplication    Empty Tape Spools  
Blank Cassettes        White Tape Boxes  
1/4" Tape                8T Cartridge Bodies  
Leader Tape            Lubricated Tape  
Splicing Tape         Head Cleaner Tape

Why not ring us on 01-399 2476/7 and let us quote you for your next requirements.

**MEDIATAPE LIMITED, 29a Tolworth Park Road, Surbiton, Surrey.**  
01-399 2476/7

## STUDIO ACOUSTIC DESIGN



### Acoustic Technology Limited

58 The Avenue  
Southampton  
SO1 2TA  
Tel 0703 37811

320 Dresser Tower  
601 Jefferson  
Houston Texas 77002  
Tel 713/759-9768

### COUNTY RECORDING SERVICE

For super quality Master Discs, Demo Discs and Pressings. Scully lathe with our latest MKW 80 Stereo Cutting System.

Also half speed cutting for that very special disc. Dolby 'A', Dolby 'B' and DBX noise reduction.

London Rd., Binfield, Bracknell, Berks RG12 5BS  
Tel. BRACKNELL (0344) 54935

★Cassette copying. Superb quality one to one copying service. Ring or write for full details: Gemini Sound, Braeside, London Road, Binfield, Bracknell, Berks. (0344) 54935. X

If you need a PROPHET synthesizer in a hurry, then summon

## PROPHETMAN

on  
01 603 9850

24-hour studio hire service      programmers available

## Wollensak\* Cassette Copiers

SALE & HIRE • SERVICING • CASSETTE COPYING  
RECORDING • P.A. EQUIPMENT  
SUPERSCOPE CASSETTE PLAYERS BY MARANTZ  
**Christian Sound Services**  
AUTHORISED WOLLENSAK DISTRIBUTOR  
43 Linden Gardens, Enfield, Middx  
01-363 2337

### CASSETTE DUPLICATING

Hi-speed or I-I.

From 33p

\*Direct printing to Cassette Service  
Write or phone for rate card to:

**SIMON STABLE PROMOTIONS**

Inglenook, West End, Launton, Oxon  
Tel. 08692-2831 (Bicester) 10 a.m.-7 p.m.

### BETA SOUND SERVICES

HIGH SPEED CASSETTE  
DUPLICATING MONO/  
STEREO, SHORT OR LONG  
RUN MASTERING SERVICE

Good quality cassettes supplied.  
A prompt and reliable service  
Croydon 01-684 8363 01-654 8903

**SPR**

SPEECH RECORDING  
CASSETTE DUPLICATING  
OPEN-REEL DUPLICATING  
LANGUAGES/AUDIO-VISUAL

## SPEECH-PLUS RECORDINGS LTD

32, PAGES WALK, SOUTHWARK, LONDON SE1 4SB.

01-231 0961/2



## MIKE JONES

Audio Consultant Engineer

Independent Consultancy Service for all your Audio needs.

31 Parkfield Avenue, Eastbourne, East Sussex. Tel. (0323) 52300

## FOR SALE—TRADE

★Bose 802 speakers with equalisation, £499 per pair or £473 without equalisation. Amcron DC 300 £530 and D150A at £335. All prices plus VAT. Contact Geoff Yates, C.A.V.S. Ltd. 01-363 6125. X

★Yorkshire Erricks of Bradford. Tascam, JBL, Bose, AKG, Beyer, Calrec, Revox, Ferrograph, Spondor. Sales, servicing, exchanges, leasing. Bradford (0274) 22972 (Paul). X


## M & B Radio

10 1/2" empty NAB Alloy Spools. £1.25 ea. or 10 for	£10
Jack-fields 20-way 10 1/2" x 3 1/4" x 1/2". New. Per strip	£12
Sennheiser Mikes. MKH110, new	£50
Ferrograph Tape Recorders from	£35
Ferrograph Tape Recorder Test Set, R.T.S., as new	£310
Uher 4000L Tape Recorder, as seen	£70
T.V. Cameras, 625-line Video out, complete with lens. As new	£85
EMI BTR2 Tape Recorders, fully refurbished, solid state electronics, new motors, stereo and mono. A constant running machine. Beautiful condition	£300
EMI BTR2 Decks only, with head-blocks	£55
Twin 301 Record Decks, instant start mech., groove and speed indication, pre-amp and fader, in oak cabinet	£100
Single Deck Unit as above	£65
Carriage and VAT extra. Wanted: used equipment.	

86 Bishopton Street, Leeds LS1 4BB. 0532-35649.

## BROADCAST CARTRIDGES

Large selection available ex stock. Competitive prices. Standard lengths.



Custom winding. Lubricated tape. Also full range of tape cartridge storage systems.

**JOHN A. STEVEN**

Professional Recording Equipment  
Brentwood (0277) 215485

## ZIPPER MOBILE RECORDING STUDIO

Get Taped Where You Play

16 TRACK Acoustically Designed

Control Room £9.50 per hr.

JBL Monitors/Phasing/Flanging

Comp/Lim's/Noise Gates/A.D.T.

Dolby A's For Mastering.

Contact Jeffrey on:  
01-435 3076 or  
01-637 9977



STOP PRESS

## NOW AVAILABLE FROM FELDON AUDIO

We can supply single edged razor blades for your tape editing

Not usually obtainable in the UK

£5.00 per 100

While stocks last

(Plus VAT)

Feldon Audio Ltd.  
126 Great Portland St.  
London W1N 5PH  
Telephone 01-580 4314



Have you seen the superb new Uher portables with monitoring head?

They are actually in stock and at competitive prices at:

# SIMMON

SOUND AND VISION


28a Manor Row, Bradford I, W. Yorks.

Telephone: 0274 307763

★Stereo plate echo. Brand new, £600 plus VAT. Trade enquiries welcome. Smile Studio Sales. Steve Foley, 061 226 5369. L

## SINGLE-EDGE BLADES

£4.50 (inc VAT) per box of 100. Cheque with order please. Agents wanted in most areas. Very Special Prices are available for Wholesalers.



## ODD-JOB BLADES LTD

62 Kenilworth Road, Edgware, Middlesex HA8 8XD  
Phone: 01-958 5476

## TANDBERG UHER REVOX NEAL-FERROGRAPH

For the best prices  
and Service

PHOTO ACOUSTICS LTD.,  
255a St. Albans Road,  
WATFORD. Tel: 32006

or at

The Studio, Perry Lane, Sherington,  
Newport Pagnell. Tel: 610625

## SOWTER TRANSFORMERS

WITH 37 YEARS' EXPERIENCE

we have the expertise to design and manufacture ANY TYPE OF AUDIO TRANSFORMER AT THE RIGHT PRICE

WE SUPPLY ALL TYPES OF MICROPHONE, TRANSFORMERS, BRIDGING TRANSFORMERS, INPUT TRANSFORMERS FOR RECORDING, BROADCASTING AND PUBLIC ADDRESS APPLICATION.

We call your attention to our very successful

MICROPHONE

SPLITTER/COMBINER TRANSFORMER  
type 4079

with a high impedance 200ohm primary and two 200ohm secondaries. It will handle up to 2.3 volts rms at 30Hz and has a frequency response of plus/minus 1/2dB from 20Hz to 20kHz. It is contained in a Mumetal Can 33mm diam x 37mm high and WORKING DETAILS OF THE CONSTRUCTION OF A SPLITTER ARE AVAILABLE ON REQUEST.

WE HAVE AVAILABLE STANDARD DESIGNS OF OUTPUT TRANSFORMERS WITH EXCEPTIONAL PERFORMANCE FOR ALL TYPES OF VALVE AMPLIFIERS.

**E. A. SOWTER LTD.**

Manufacturers and Designers

P.O. Box 36 Ipswich IPI 2EG England  
Tel. Ipswich (0473) 52794 and 219390

## 24 TRACK STUDIO

for sale, Central London. 3,000 sq. ft. Two floors with offices.

**BOX 840**



John Smailes

AMPEX GRAND MASTER Cassette Tape wound to special lengths—also BASF, Memorex, Agfa and Pyral. Full details of endless Cassettes and Tape duplicating.

**SELECTA SOUND**

FREEPOST, Romford RM2 1BR. Tel. 040-24 53424.

## Main 3M WOLLENSAK Dealers

Meticulous alignment of all machines before sale. Excellent servicing facilities. Suppliers of quality virgin cassettes in bulk. Fast-copying service. Prompt personal attention.

**SOUND CASSETTE SERVICES Ltd.**

P.O. Box 2, Chard, Somerset FA20 1LR  
Tel. 04606 5393

Further Classified  
Advertising appears  
on page 101

# 16-TRACK

AND 24-TRACK TWO-INCH RECORDERS

16-TRACK TWO-INCH £3780

CADEY TAPE RECORDERS LTD.

59 YANTLET DRIVE, STROOD, KENT

0634-76117

## FOR SALE

High speed Wollensak cassette duplicators. Demonstration models, very good condition, guaranteed for 90 days.

2770 Mono ... .. £799  
2772 Stereo ... .. £875

plus VAT

Phone Colin Vipond on 01-947 7551.

FRASER-PEACOCK ASSOCIATES LTD.

94 High Street, Wimbledon Village, London SW19

1 MCI 536 LM automated desk, 1 JH 114 24-track machine with autolocate 3, 2 x JH 110 BC stereo machines, all prewired for 32-track operation and interconnected with pluggable multicables so that the equipment can be relocated within hours. Inspection by appointment in Switzerland.

Box Number 841

## WANTED

★Used 16 or 35mm Magnetic recording and reproducing equipment, and associated electronics. Tecnocine, P.O. Box 503, Madrid (Spain). K

## WANTED

Tannoy Speakers, Tannoy Autograph, GRF, York, Lancaster, Monitor Gold, Red, Silver, etc., and Vitavox Klipschorn.

Day 01-947 9938, Evening 01-549 7187

## SITUATIONS WANTED

●Ex-B.B.C. Television Sound Supervisor with studio, outside broadcast, radio and sweetening experience requires interesting post, not necessarily mixing. Will move or travel at Home or Abroad. Box 839 c/o Studio Sound. K

## STUDIO FACILITIES

★Fanfare Records. Tape-disc pressings, demo's masters, any quantity. Studio/mobile Neumann disc cutter. S.A.E. brochure. 1 Broomfield Close, Rydes Hill, Guildford, Tel. 0483 61684. X

★Disc Cutting master and demos, pressings, cassettes, mobile recording studio. Free brochure. TAM Studio, 13a Hamilton Way, London N.3. Tel. 01-346 0033. X

★New Wollensak cassette copiers directly imported by C.A.V.S. Ltd., cost less and have full service/spares back up. E.g. Wollensak 2770 still costs £999 plus V.A.T. Also available Telex Copette at £299 plus V.A.T. and all other Wollensak, Telex, Pentagon similar units. Contact Yates, C.A.V.S. Ltd., 01-363 6125. X

★Accurate level control starts with a Cathedral LA3 comp/limiter module, from £30 per channel. Telephone Halsall (0704) 840328. B

## SITUATIONS VACANT

★Recording engineer wanted for new, purpose-built, 16-track Studio in Leicestershire. Experience in Recording and/or Broadcasting essential. Telephone (0533) 608813 or 394976. K

★Audio/Visual Company require freelance maintenance engineer. The Playback Studio, 01-969 8216. K

★Mobile 4-track studio in Yorkshire requires hardworking, reliable engineer to work on freelance basis. Would suit experienced engineer wanting extra part-time work. Box 838 c/o Studio Sound. K

## Un responsable de la cellule SON pour l'IRCAM

Le service SON de l'IRCAM est chargé de :

- l'organisation des moyens techniques nécessaires à la diffusion des éléments électroacoustiques des concerts organisés par l'IRCAM et l'Ensemble InterContemporain ;
- la diffusion elle-même ;
- l'enregistrement à des fins d'archives, ou discographique ;
- la duplication de bandes et cassettes ;
- l'assistance des musiciens ou des chercheurs à leurs activités en rapport avec l'électroacoustique ou l'enregistrement ;

- la gestion des équipements d'enregistrement et de reproduction sonore de l'IRCAM ;
- l'archivage des documents sonores réalisés.

Il recherche le : responsable de cette cellule SON assisté par un adjoint.

Il demande au candidat :

- une polyvalence technique importante ;
- une capacité d'adaptation en particulier aux contraintes du spectacle ;
- l'expérience de la diffusion en concert et de l'enregistrement ;
- la capacité d'organiser et de gérer des opérations complexes.

Adresser lettre manuscrite, curriculum vitae à : Institut de Recherche et de Coordination Acoustique / Musique - I.R.C.A.M. Service du Personnel - 31, rue Saint-Merri - 75004 PARIS.

## FOR SALE—PRIVATE

●Alice 828 Mixer. Eight channels, VU meters. Used in a small, private studio. Excellent condition. £350. Tel. 0670 58101. K

●For sale: Ampex MM1100 16-track 2in, very good condition. SFr.25,000. Sunrise Studios, CH9533 Kirchberg 010 41 73 31 34 61. K

●Ampex MM1100 16-track Tape Machine with autolocate and almost new 8-track head-block. Good condition. £10,000. Contact The Studio Manager, Sabre Mobile Recording Studio, 55 Cliff Drive, Canford Cliffs, Poole, Dorset. Phone 0202 708303. K

●Studio package comprising Allen & Heath 16 into 8 mixer, ITAM 805 8-track recorder, both excellent condition, all linking cables, and assorted extras. Spring reverb, compressors/limiters, etc. Tel. 0733 242520 or 0406 22044 evenings. K

●Leavers Rich lin tape transport with 3M 8-track heads, erase, sync, play, in cabinet with 19in card rack. No electronics. Moving; must sell. £600, but open to offers. Phone High Wycombe 448928. K

●Absolute bargain. Hill "K" series mixing consul, 20 x 16, immaculate, 18 months old, 96-way patching, P. & G. faders, 16 output VU's, 2PPM's, 3-way led input overload. £3,400+V.A.T. o.n.o. 01-552 0655. K

●Teac A3340-S 4-channel recorder with Teac remote, immaculate, £625. AKG Stereo reverb, £225. HH Stereo 16 mixer with cannons, £450. 2 MXR Stereo Companders, £100 each. All home use only. Ipswich 710051 (Office), Ipswich 43038 (Evenings). K

●Revox A77 Mk11 high speed, full tack. Two machines for £500 the pair. 01-888 1909. K

●One pair JBL 4315 Studio Monitors, 18 months old, very good condition, £850. Exeter 33138. K

●Cadey 16-track 2in recorder, £3,500. 18 months old. Good condition. 0634 76117. L



## AUDIO PRODUCT SPECIALIST (Sussex Coast)

Reporting to the Marketing Director, the successful applicant will be responsible for providing overall guidance and direction in the Marketing of existing products (audio test equipment, etc) and the planned introduction of new equipment to achieve growth objectives. Sales visits in the UK and overseas will be involved.

Degree level or equivalent qualifications in electronics together with previous experience essential.

Enthusiasm, self motivation and ability to use initiative will be rewarded with an excellent salary and working conditions plus Company Car. Relocation expenses will be paid where appropriate.

Please telephone or write to:

**Mrs. Miller,  
Personnel Manager,  
Wayne Kerr,  
Durban Road,  
South Bersted,  
Bognor Regis,  
West Sussex.  
Tel. (0243) 825811**

### ADVISION RECORDING STUDIOS

Have a vacancy for a Senior Technical Engineer. The post includes a wide range of duties, but primarily the applicant will be involved with the maintenance, development and installation of recording equipment at our London based Studios.

The successful applicant will have a sound electronic knowledge coupled with a good background in digital technology.

Applications in writing please to:  
**Roger Cameron, Advision Recording Studios,  
23 Gosfield Street, W.I.**

### SOUND STUDIO ENGINEER

Sound recording studio requires a presentable engineer preferably with 4-track audio-visual mixing and pulsing experience, to handle a wide variety of sound work. Sales experience would be a bonus. A retainer fee for a reliable freelance would be considered.

**A.V.E. (U.K.) Ltd.,  
73 Surbiton Road, Kingston, Surrey.  
Tel. Elaine Wilson on 01-549 7521**

## FOR HIRE

●**Tannoy Monitors for hire.** Tannoy Speakers repaired. Rapid turn round plus evening/week-end service. Bell Hire. Berkhamsted 74653. K

# Assistant Film Dubbing Mixer

to work in a newly built dubbing, Perfectone equipped, complex. You will assist the dubbing mixer on a wide range of productions. Your duties will include relief mixing. You will have had some experience of mixing film for television.

Salary £6914 with ACTT conditions.

# Sound Camera Operator/Transfer

to work in a new transfer suite. You will be principally involved with the transfer of 1/4" master tapes and sound effects to 16mm films.

You will have had previous experience handling tapes.

Salary £7652 with ACTT conditions. Although applicants (male/female), should be experienced for both positions consideration will be given to trainees who show practical interests in sound. Trainee salary is £4850. Additional benefits are a pension scheme, free life assurance and 23 days holiday. Write, stating age and experience to



Fiona Hallworth Ref: G55 Granada Television Ltd  
Quay Street Manchester M60 9EA

## GRANADA TELEVISION



## GARDIFF BROADCASTING requires

An experienced Broadcast Engineer (ILR 2 grade) to assist the Chief and Deputy Chief Engineers in the running of this exciting new radio station. Write with details to:

**THE CHIEF ENGINEER  
CARDIFF BROADCASTING  
P.O. BOX 221  
CARDIFF  
CF1 5XJ**

For Further  
INFORMATION

on

# STUDIO SOUND

contact

**PHIL GUY**

on 01-686 2599

# CHIEF ENGINEER

## INDEPENDENT LOCAL RADIO STATION

Applications are invited for the position of Chief Engineer for a New I.L.R. Station based in the West of Scotland (Mainland). The Appointment would take effect from January 1981 and applicants should be suitably qualified individuals having an enthusiasm for Local Radio and practical experience in all aspects of Installation, Maintenance and Technical Operation of Sound Broadcast Equipment to the I.B.A. Code of Practice Standard.

Salary would be by negotiation.

Please reply by 31st October 1980, giving fullest Career and Qualification details, to:

**Moorfoot Services,  
'Argentine',  
Whiting Bay,  
Isle of Arran KA27 8PZ.**

Applicants for other Engineering Positions, to be engaged by May 1981, are invited to respond to this advertisement.



## SUPERVISORY ENGINEER

### PLANNING AND INSTALLATION PROJECTS

Salary: in excess of £12,500 p.a.

Independent Television News Limited has vacancies for Engineers to take responsibility for a range of Capital Projects concerned with Television Studios and their associated audio and video facilities.

For one of the vacancies specialist knowledge of audio techniques and equipment would be an advantage but a thorough understanding of broadcast engineering is essential in all cases.

Each engineer will be responsible for system planning and specification in liaison with Operational Sections, Management and Manufacturers and the organisation of installation and commissioning.

The successful applicants, reporting to the Manager, Engineering Projects and Development, will be expected to offer original thought in system design and equipment selection:

ITN's Capital Projects Section is based at the Central London Studio Centre near Oxford Circus. Benefits include free life insurance and a contributory pension scheme.

Please telephone 01-637 3144 for an application form, quoting vacancy number 30709/10.

**FURTHER SITUATIONS VACANT ON PAGE 101**

## INDEX TO ADVERTISERS

AKG Acoustics	4
APRS	100
Abacus Electronics	98
Advanced Music Systems	22
Alice Stancoil	20
Allen & Heath/Brenell	11
Ampex	64, 65
Aphex Systems Ltd.	15
Atlantex Music	53
Audio & Design Recording	78, 85
Audio Developments	24
Audio Kinetics	96, 98
Audio Systems International	101
Audix Ltd.	24
Bauch, F.W.O., Ltd.	17, 19, 21, 23, 25, 27, 93
Beyer Dynamics	95, 100
Broadcast Training & Services	94
Bulgin Electronics Soundex Ltd.	6
C.A.E. Ltd.	14
Canford Audio	78
Court Acoustics Ltd.	89
DB Electronics	101
Dolby Laboratories	16
Eardley Electronics	49
Eastlake Audio	60, 61
FM Acoustics Ltd.	81
Feldon Audio	29, 83, 87, 96
Future Film Developments Ltd.	81
Granet Communications	88
Harrison	IBC
HHB Hire and Sales	63
I.T.A.	5, 7, 9
Jackson Music Centre	79
John A. Steven	10
Klark Teknik	33
Lake Audio Components Ltd.	13
Larking, Don, Audio	94
Leevers Rich Ltd.	37
Magnetic Tapes Ltd.	6
MBI Ltd.	OBC
MCI Ltd.	55
Mick's Electronic Workshop	26
Midas Amplification	IFC
Mustang Communications	26
MXR Innovations	35
Neal Ferrograph	91
Neve International Ltd.	39, 69
Otari Electric Co. Ltd.	43
Partridge Electronics	26
Plan Audio	26
Plus 30	41
Progressive Electronic Products	78
Protex Fasteners Ltd.	26
Pye TVT Ltd.	97
Rank Strand Sound	99
Rebis Audio	67
Revox	23
REW	12, 13
Scenic Sounds	31, 75
Shure Electronics	8
Simmon Paul	94
Solid State Logic	57
Sound Communication	101
Soundcraft Electronics	47
Studio Equipment Services	20
Surrey Electronics	92
T.D.K. Tapes	73
3M UK Ltd.	77
Turnkey	18, 84, 98
Turnkey Two	59
Ursa Major	99
White Instruments Ltd.	82

STUDIO SOUND is available without charge to qualified readers: these are directors, managers, executives and key personnel actively engaged in sound recording, broadcasting and cinematograph industries in any part of the world. The Publisher reserves the right to refuse applications considered inappropriate and restrict the number of free copies sent to any one company or organisation. Non-qualifying readers can buy STUDIO SOUND at an annual subscription of £11.60. All enquiries to: Subscription Department, Link House Publications Ltd., Robert Rogers House, New Orchard, Poole, Dorset BH15 1LU. Tel. Poole (02013) 71171. Published by Link House Magazines (Croydon) Limited on behalf of the proprietors Link House Publications Limited, Robert Rogers House, New Orchard, Poole, Dorset BH15 1LU and printed by Arthurs Press Ltd., Woodchester, Stroud, Glos. GL5 5PB.



# STEP OUT IN FRONT

With a giant step forward, the MR-1 has become the first of its kind — the first in a whole new generation of recording consoles.

Making its entry at the beginning of the eighties, the MR-1 is unquestionably a radically new and different breed of console from that of the seventies. Through its inception, a giant step toward digital has truly been taken.

For the first time — with the advent of the MR-1 — many of the advantages obtained through digital have become both practical and available. By incorporating all existing cost-effective digital-control technology into advanced analog formats, Harrison Systems has designed and produced the industry's first digital-analog "hybrid" music recording console... the MR-1.

## MORE VALUE — NOW

The MR-1 is clearly a console designed for the eighties, with the new technology of the eighties. Its technical advances allow for increased efficiency in the use of personnel and facilities by reducing redundant work load and increasing the throughput of the studio. Expanded automation opportunities,

many added features, ease of operation, increased reliability, and easier maintenance place the MR-1 way out front in terms of cost effectiveness, as well as ergonomics (human engineering).

## NEW DCI CONCEPT

The digitally controlled, analog-signal-processing MR-1 utilizes the DCI (Distributed Control Intelligence) concept of placing software-controlled microcomputers into individual modules of the console. This digital-analog hybrid concept offers the end-user many advantages over previous hardware-logic-controlled consoles.

One of the most significant advantages of DCI is that the "personality," or operational, characteristics of the console are under the control of software (computer code) rather than hardware. This software control allows the console to be modified for unique applications by simple programming rather than laborious, often irreversible hardware modifications.

## FOLLOW THE LEADER

As the digital-analog hybrid is destined to become the mainstay of the industry for some time to come, other console manufacturers are sure to follow the lead in the use of these new methods and technologies. But as of now, the concepts are unique to Harrison, and the MR-1 has moved out in front of its field.

The eighties hold many challenges for the audio industry, and Harrison offers a console to help you meet those challenges.

## F.W.O. Bauch Limited

49 Theobald Street, Boreham Wood, Hertfordshire WD6 4RZ  
Telephone 01-953 0091, Telex 27502

## HARRISON SYSTEMS, INC.

P.O. Box 22964, Nashville, Tennessee 37202 • (615) 834-1184, Telex 555133

MR-1  
Digital/Analog  
Hybrid

...or stay back  
with the pack

AS ALWAYS, NO COMPROMISE

**Harrison** 



**mbi studio construction guaranteed to meet broadcasting authority specifications**

**Architectural and Interior Design of Studio Complex**

**Studio Equipment Installation and Commissioning**

**Acoustic Treatment of Studio Areas**

**The mbi Series 24A Stereo Mixer**

The mixer offers a wide and expandable range of input modules and monitoring, metering, and communications facilities. The modularity of the Series 24A permits the mixer to be used in many operational configurations which may be changed at will. The versatility of the mixer is described in our fully detailed brochure.



**mbi** *broadcast imagineering*  
**broadcast systems Ltd.**

P0 Box 112, Brighton, BN2 2RS, England. Telephone Brighton (0273) 607384