

\$2.00

December 1977

Volume 8 - Number 6

INCLUDING: CONCERT SOUND REINFORCEMENT

Recording engineer producer



REC 1 71201 03 122 9899
DOUG POMEROY
193 BALTIMIC ST
BROOKLYN
NY 71201

Console Specifications . . . page 19
The Missing Low Notes . . . page 36
3M's Digital Audio System . . . page 52

RELATING RECORDING SCIENCE • TO RECORDING ART • TO RECORDING EQUIPMENT



**EVERYTHING
AUDIO**

would like you to know that the cost of:

- a custom design for your individual acoustic environment —
 - including a complete set of fully detailed *acoustic, electrical, air, and finish* drawings —
 - for a typical 1,800 square foot studio/control room complex —
- need not be any more than
\$5,000.00
- for absolutely everything you will need
- to either call on your own construction talents —
 - or those of your own contractors —
 - or ours, if you like.

Please accept our invitation
to contact us for a discussion
of your studio requirements.

studio owner/constructor
David Porter with
construction foreman
Earl Thomas at
Music Annex, Menlo Park, California

Call **Brian Cornfield** at
(213) 982-6200

**EVERYTHING
AUDIO**

7037 Laurel Canyon Blvd., North Hollywood, California 91605 / 982-6200

for additional information circle no. 1

www.americanradiohistory.com



•Télemetropole Montréal

Telemetropole, Canada's largest privately owned French broadcast company, chose **Helios** for their new sound recording and mixing studio. Only **Helios** could provide the reliable custom engineered facilities for music recording, film scoring and audio sweetening for video production.

The 32 input, 16 group, 24 track console offers 3 or 4 band parametric equalizers, LED PPM and VU metering, built-in Dolby for 24 tracks, solo-in-place and pre-listen functions, stereo echo returns and many other functions. It is fully wired for VCA group controls.

**Hélios, c'est une première pour Montréal et pour
l'audio en Télévision Canadienne.
Bravo Télemetropole.**



2500 Bates Road
Montreal, Canada H3S 1A6
Telephone (514) 342-4503
Telex 055-60070

Exclusive Distributor in Canada



7037 Laurel Canyon Boulevard
North Hollywood, California 91605
Telephone (213) 982-6200
Telex 651 485

Exclusive Distributor in the U.S.

Helios Electronics Ltd., Browells Lane, Feltham Middx, TW13 7ER England
Telephone No 01-890 0087 Telex No. 8814265

BUILDING A STUDIO CAN SIERRA'S EXPERIENCE

Yes, it's expensive to build a recording studio today — and, unfortunately, it's going to become



more expensive with increases in the cost of everything; materials, labor, and especially the almost hidden cost of time delays. Plumbers and electricians can't be expected to stand around without being paid while waiting for

an on-site decision . . . and the costs of "working it out when we come to it", can certainly be catastrophic. Once the cement truck arrives there is no turning back.

We offer the kind of planning and preparation available only from professionals who have built studio after studio. And, how many times have you heard about a room having to be rebuilt (at even greater cost) because of poor design?




The lesson: experts in studio design and construction aren't found in your local equipment store, where studio design is merely a hobby or sideline. It is impossible to build a truly professional studio from a textbook.

Excellent results can only be obtained by using proper materials in a proven plan.

BE EXPENSIVE — CAN MAKE IT PROFITABLE.

Profit from a plan developed by the people who build studios strictly for the professional.

KENT DUNCAN — utilizing keen insight gained from his years of experience working with some of the world's most famous artists, producers, and engineers, has developed a systems approach to the technical, financial, and human aspects of studio design. Now, you can buy the experience that made Kendun (Sierra's best effort to date) one of the World's best-known studios.



TOM HIDLEY — universally respected acoustician who has refined the knowledge gained in evaluating the results of over 185 studios constructed from his drawings into an

acoustic environment as advanced as tomorrow's recording techniques. And a guaranteed design that assures your success costs about the same as a four track machine.



SIERRA AUDIO, as exclusive representative of Tom Hidley's acoustic design services in North and Central America, Asia, Australia, Japan, and the Pacific, can provide the only acoustic design with performance guarantee, years of construction

expertise, and business acumen to make your studio an artistic and financial success. Whether you're planning a new facility from the ground up, or renovating your present studio, we are anxious to make you part of our story.



621 South Glenwood Place
Burbank
California 91506
Phone (213) 843-8115
Telex 691138

*We won't promise the World,
but we will deliver what we promise!*

RECORDING engineer/producer

— the magazine to exclusively serve the Recording Studio market . . . all those whose work involves the recording of commercially marketable sound.

— the magazine produced to relate . . . Recording ART to Recording SCIENCE to Recording EQUIPMENT.



Editor/Publisher MARTIN GALLAY
Associate Editor . . . GARY KLEINMAN
Consulting Editor PETER BUTT
Assistant Editor . . . D. KEITH LARKIN
Business Manager V. L. GAFFNEY
Circulation Manager . . . TRICI VENOLA



"RECORDING engineer/producer" is published six times a year by RECORDING & BROADCASTING PUBLICATIONS, 1850 Whitley Avenue, Hollywood, California 90028, and is sent to qualified recipients in the United States. One year (six issues) subscriptions for other than qualified individuals or companies may be purchased at the following rates:

United States (surface mail) . . \$9.00
United States (air mail) . . . \$17.00
Foreign (surface mail) . . . \$9.50
Foreign (air mail) . . . \$19.00



RECORDING engineer/producer is not responsible for any claim made by any person based on the publication by RECORDING engineer/producer of material submitted for publication.

Material appearing in RECORDING engineer/producer may not be reproduced without written permission of the publisher.

Controlled Circulation Postage
paid at
Los Angeles, California

Postmaster: Send form 3579 for
address correction to:

RECORDING engineer/producer
P.O. Box 2449
Hollywood, California 90028
(213) 467-1111

DECEMBER, 1977
VOLUME 8 — NUMBER 6

— CONTENTS —

fact or fiction? —
CONSOLE SPECIFICATIONS
by Paul Buff — page 19

a 20 kHz. low pass filter for —
AUDIO NOISE MEASUREMENTS
by Deane Jensen — page 30

THE CASE OF THE MISSING LOW NOTES
by Michael Rettinger — page 36

an overview —
RECORDING THE GRAND PIANO
by Paul Laurence — page 40

digital recording —
THE 3M SYSTEM — page 52

concept conversion kit —
**DATA PROCESSING
TO DIGITAL RECORDING** — page 54

toward microphone transparency —
THE TRANS-AMP™
by Paul Buff — page 60



cover: another of
TRICI VENOLA'S
acrylic originals.

departments

Letters and Late News — 10
New Products — 72
Classified — 81

THIS ISSUE OF R-e/p IS SPONSORED BY THE FOLLOWING LIST OF ADVERTISERS

A & R Record Mfg.	84	Hellos	3	S. A. E.	43
Abadon/Sun, Inc.	50	Ivie Electronics	28	Shure Brothers, Inc.	92
Allison Research	33	Inovonics	86	Sierra Audio	4-5
Amek	74	JBL	21	Sigma Sound	80
Ampex	22-23	Jensen Transformers	84	Soundcraftsmen	12
Audio Consultants	25	Dave Kelsey	49	Sound Workshop	55,59
Audio & Design Recording	69	Kendun Recorders	88	Spectra Sonics	7,74
Audio Distributors	85	Latin Percussion	87	Stanton Magnetics	10
Audio Industries Corp.	35	Lexicon, Inc.	44	Stephens Electronics	45
Audiomarketing	81,83	MRL	62	Studer Revox America	61
Auratone	40	MXR	74	Studio Maintenance	13
BTX, Inc.	14	MicMix	71,78,88	Tangent Systems	56
Cetec Audio	58	Rupert Neve, Inc.	37,89	TEAC/Tascam	41
Commco	87	Nicolet Scientific Corp.	67	3M Magnetic Tape	8-9
Community Light & Sound	63	Orban/Parasound, Inc.	57,68	UREI	30,85
Crown International	51	Otarl	65	Uni-Sync, Inc.	39
dbx, Inc.	31	Panasonic/Technics	18,27	Valley People	34
Everything Audio	2-3,74	Peavey Electronics	28	Westlake Audio	48-47
Express Sound	15	Quad Eight	11,29	White Instrument	70
Fidelipac	54	Quantum Audio	72	Windt Audio Engineering	86
Harrison Systems	90-91	Ramko Research	42	Yamaha International	53
		Recording Supply Co.	78		

The Only Clean One!



SPECTRA SONICS audio control consoles are the cleanest in the world.

That fact, of course, is well known. How much cleaner, however, is not so well known because of the current practice of some manufacturers to obscure, or even not specify **complete system** distortion performance.

For well in excess of 10 years, SPECTRA SONICS has led the industry, world-wide, in distortion performance and has **specified and guaranteed** system distortion parameters. SPECTRA SONICS consoles are not just a "little bit" lower in distortion than the rest . . . typically over **seven times** less distortion!

For example, for comparable output levels at 1 kHz., SPECTRA SONICS consoles now have $7\frac{1}{2}$ times less distortion than Neve, and 10 times less distortion than MCI. No direct comparison is possible with manufacturers, such as Harrison, who do not publish **system** performance specifications???

Ask the man who owns one about distortion and other system performance parameters.

Note: All distortion data taken from manufacturer's published specifications. Additional distortion introduced by automation not included.

If it isn't SPECTRA SONICS it isn't "state of the art"!

Dealer inquiries invited.

770 Wall Avenue
Ogden, Utah 84404
(801) 392-7531

6430 Sunset Blvd., Suite 1117
Hollywood, California 90028
(213) 461-4321

SPECTRA SONICS

LEADER IN ADVANCED TECHNOLOGY



**A COUPLE dB OF TAPE HISS
PROBABLY WON'T MAKE A BOMB
OUT OF A HIT.**



BUT SOONER OR LATER YOU'RE GONNA HAVE TO CLEAN UP YOUR ACT.

WHY LIMIT YOURSELF WITH MASTERING TAPE?

You won't catch a professional racedriver putting cheap gas into his Lotus. It's just dumb.

And the same holds true in the studio. With all that heavy machinery and expensive talent, it makes no sense to compromise on your mastering tape.

TODAY'S SCOTCH 250 IS THE STATE OF THE ART.

With 250 you get far less tape noise. Considerably more high end clarity. Our exclusive oxide formulation and application reduces Mod noise. And when you add all that to dbx or Dolby it's positively the cleanest sound around.

SINCE WORDS ARE CHEAP, WE PUT 250 TO A ROUGH TEST.

Whatever the numbers or the meters say, it's your ears you should listen to. So we went to a very fussy, very fine engineer and asked him to devise a test to demonstrate the difference between 250 and our nearest competitor.

The guy first thought we were nuts.

"You're serious?" he asked. "I use 250. What if my test proves the other tape is cleaner?"

We gulped a little, and told him to go ahead. This test was bound to be expensive.

But it would also be worthless, if everything wasn't above-board. That's why we chose Tom Jung of Sound 80, Minneapolis, to put it together. You may have heard of him.

THE TEST PROGRAM WAS RECORDED—ON TWIN MACHINES.

Jung, as we expected, left nothing to chance. On April 18, 1977 he recorded an original music program simultaneously on two 24-track MCI's fed by one console. One recorder was carefully optimized for 250. The other, just as carefully, for the competitor's tape.

Jung used NAB equalization at 15 ips. He really packed both tapes at 6db (370 nWb/m) over standard operating level—without a shred of noise reduction.

THE TRUTH CAME OUT FIRST AT THE AES SHOW.

It was May 10, 1977 at the LA Hilton. For playback we set up identical machines (our own M79 24-tracks, this time) with Altec 19 speakers. Then we opened our doors.

For each group of engineers we played not only the full mix, but individual tracks, first on one machine, then the other.

THERE WERE SOME WHO COULD NOT BELIEVE THEIR EARS.

"Play that bass track again," they'd say. And we'd play it.

"Are you sure both tapes were recorded at the same level?" We assured them they were.

"Lemme hear the strings with the horns."

In three days close to 600 people heard our 20-minute demo.

AND THE TRUTH IS...

We didn't find one engineer who didn't hear the difference in L.A. Ditto in Nashville, where the demo was repeated July 13 and 14.

You can simply pack more sound on Scotch 250 and still stay clean.

So the bottom line is this. Scotch 250 is cleaner tape.

DON'T TAKE OUR WORD FOR IT. BRING YOUR EARS TO NEW YORK.

We'll repeat this "head-to-head confrontation of mastering tapes" at the AES Show on November 4 and 5. Hear for yourself that heavy sounds don't have to be muddy.

3M
COMPANY

CLEAN UP YOUR ACT WITH "SCOTCH" 250.




"Scotch" is a registered trademark of 3M Company, St. Paul, Mn. 55101, © 1977, 3M Co.

for additional information circle no. 4

www.americanradiohistory.com

R-6/p 9

Better stereo records are the result of better playback pick-ups



Scanning Electron Beam Microscope photo of Stereohedron Stylus, 2000 times magnification.

Enter the New Professional Calibration Standard, Stanton's 881S

The recording engineer can only produce a product as good as his ability to analyze it. Such analysis is best accomplished through the use of a playback pick-up. Hence, better records are the result of better playback pick-up. Naturally, a calibrated pick-up is essential.

There is an additional dimension to Stanton's new Professional Calibration Standard cartridges. They are designed for maximum record protection. This requires a brand new tip shape, the Stereohedron®, which was developed for not only better sound characteristics but also the gentlest possible treatment of the record groove. This cartridge possesses a revolutionary new magnet made of an exotic rare earth compound which, because of its enormous power, is far smaller than ordinary magnets.

Mike Reese of the famous Mastering Lab in Los Angeles says: "While maintaining the Calibration Standard, the 881S sets new levels for tracking and high frequency response. It's an audible improvement. We use the 881S exclusively for calibration and evaluation in our operation".

Stanton guarantees each 881S to meet the specifications within exacting limits. The most meaningful warranty possible, individual calibration test results, come packed with each unit.

For further information write to Stanton Magnetics, Terminal Drive, Plainview, New York 11803.



Letters & Late News

from: **David Robinson**
V.P. Engineering
Dolby Laboratories
San Francisco, California

While I enjoyed reading William H. Hall's article on noise reduction in the October 1977 issue of *R-e/p*, and agree wholeheartedly with his general conclusion, I would like to point out that his remarks do not apply to the Dolby noise reduction system — lest anyone should come to the wrong conclusions.

By virtue of its design, our units have an overshoot of about 1 dB at 0 VU, and therefore do not exhibit the transient dulling effect Mr. Hall notices. Similarly, it is not necessary to make any changes in recording level when using the system, so retaining the full advantage of the noise reduction effect. The suppression of transients is one of the unique patented features of the Dolby system and thus, I am happy to say, no other system can boast the faithful transmission of transients through a practical recording system.

reply from:

William H. Hall

Compromise is the art form in engineering. Every systems engineer attempts to make the best compromise between design, operational parameters and cost for every product produced. Therefore, each product is not everything to everybody as witnessed by the multitude of products in the marketplace, with many of them making claims of great advantages over their respective counterparts. Each design usually has advantages and disadvantages, the advantages usually are inputs to the advertising copy writer and the disadvantages are quietly let alone to be discovered by the user or diligent evaluator.

As stated in the letter by Mr. Robinson, it is undoubtedly true that the Dolby system does not suffer from the overshoot problem. But the system cannot achieve as large signal-to-noise improvement as the dbx system, so it can be six of one and a half dozen of the other.

What this writer is trying to say is that in this case, both systems of noise reduction can do an excellent job, but in different ways and in different circumstances. Here is where the skill of the recording engineer comes into

play, that is to know the difference between the two systems, and how to utilize these differences for a superior final product.

from: **F. Alton Everest**
Registered Consulting
Engineer
Whittier, CA

Reference is made to the letter from Paul E. Rolfes, Chief Engineer of Soundcraftsmen, in June *R-e/p*.

Mr. Rolfes is certainly to be commended for coming up with something new in high power audio amplifiers. But, perhaps, the basic idea is not so new. Let's go back 40 years or so.

In 1936 my thesis for the engineer degree at Stanford University, "A High Efficiency Grid-Modulated Amplifier Using a Saturable-Core Reactor", described a system quite similar to Paul's "Class H Amplifier". In my system the plate voltage varied with the envelope of the audio modulating signal through the action of a saturable reactor. Actually, the grid bias of the amplifier being modulated was also varied so that the ratio of plate voltage to controlled part of the grid bias remained constant and equal to the of the tube. Thus low audio modulating signals were cared for by the quiescent plate and bias condition and audio bursts increased plate and bias voltage sufficient to care for the bursts.

This project was suggested to me by my major professor, Dr. Frederick E. Terman. News of this work was somehow picked up by the late J. N. A. Hawkins, an editor of the now defunct *RADIO* magazine and later noted for the audio innovations in *Fantasia* at Disney Studios. Johnny Hawkins was simultaneously working on essentially the same idea! Instead of applying for a patent, he suggested that we make the idea public through publication, which both he and we did (Ref. 1). I worked on the idea later with a graduate student at Oregon State where I was teaching. (Ref. 2).

It is amazing how old ideas reappear in contemporary garb. Although the original application was modulating an RF amplifier, the basic idea was equally applicable to audio amplifiers except there was little concern in those days

Are you really serious about a new console?



Model Pacifica 28 Input/16 output



7200M Input/Master Mix Module

We know that buying a large multi-track console is no small decision. For most professionals, it's one of the largest investments you'll make — a decision that you'll have to live with for years.

There are a lot of companies making consoles. Many perform adequately. Others are compromises. Few have all of the features and performance at a reasonable price. So, what are we leading up to? A simple statement of fact that you should consider seriously if you're really interested in an outstanding console system: Quad/Eight has an enviable reputation for quality and reliability. It's something we've worked at for over 10 years. We've also had a reputation for building the industry's most expensive systems too. Now, relax. Our new modular series consoles look expensive. Truth is, they're priced right in the same category as our best competition. In addition to having the best human engineering for operational ease, they're loaded with more features and performance:

- 3 band, 33 overlapping frequency equalization
- Peak Indication common to Mic & Line
- Six auxiliary mixing busses from each input
- Two solo mixes, monitor & positional
- Discrete amplifiers used in the primary signal paths
- High-quality conductive plastic rotary controls
- Penny & Giles Faders
- Color-Coded aluminum knobs
- Individual phantom power switching
- Four fully equalized echo returns
- +28dBm output level
- Noise: -129dBm E.I.N., I.M. Distortion: 0.1% max.

If you're really serious about a new console and the quality of your work, then do yourself a favor and contact us for full information on a new outstanding line of modular consoles.

*The Coronado, 40 Input/24 Output equipped with Compumix III available in October, 1977.



For the Artist
in Every Engineer

Quad/Eight Electronics
Quad/Eight International

11929 Vose St., No. Hollywood, CA 91605
(213) 764-1516 Telex: 662-446

for additional information circle no. 6

www.americanradiohistory.com

for efficiency in audio amplifiers and, of course, 250 watts RMS per channel in audio was unheard of for the "hi-fi" buff of that day. Modern solid state circuits are light years ahead of saturable reactors, but one uses what is available!

This is certainly not intended to denigrate Paul's fine contribution to the science and art of modern amplifiers, but only to set it in historical perspective.

Ref. 1: Terman, F. E. and F. A. Everest, "Dynamic Shift, Grid Bias Modulation", RADIO NO. 211, July 1936, pp 22-29, 80-82.

Ref. 2: Everest, F. A. and F. H. Dickson, "Applying The Dynamic Shift Principle", COMMUNICATIONS, July 1941.

Ref. 3: Hawkins, J. N. A., "A New High-Efficiency Linear Amplifier", RADIO, May 1936, pp 8-14, 74-76.

Ref. 4: Hawkins, J. N. A., "Expanding Linear Amplifier Notes", RADIO, June 1936, pp 63-67, 83-84.

Editor's Note: Mr. Everest is the author of the very popular HANDBOOK OF MULTI-TRACK RECORDING, of which more than 700 copies have been ordered by R-e/p readers.

reply from:

Paul E. Rolfes
Chief Engineer
Soundcraftsmen
Santa Ana, CA

Thank you for sending me a copy of Mr. Everest's letter in which he refers to work that he did using saturable reactors in an RF amplifier. I wish to congratulate Mr. Everest and Dr. Terman for their innovative thinking.

As we all know, the advancement of technology in the electronics industry is so rapid that, since we are all bound by the same physical principles, one repeatedly sees similarities in ideas, even though they are indeed very different.

Again, congratulations to Mr. Everest for his progressive thinking. We need more people like him in this world of electronics.

from: **Gordon Menard**
Professional Audio Sales
Mincom Division
3M Company
St. Paul, MN

Enjoyed very much your extensive (to say the least) article covering tape deck maintenance. Your experience will, I am sure, help other people in performing these transport checks and repairs.

Concerning runout of the 3M capstan, we typically see about 200 microinches and find problems can occur when it's over 300 microinches.

Your statement about having good quality measurement tools is very important, and would without question make these tests useless.

from: **Steven B. Fuller**
Department of Electrical
Engineering
Washington University
St. Louis, MO

In reading Leon E. Weed's article in the October issue of R-e/p I was struck by several errors and other items requiring clarification. Taking them in the order they appear I would first question the use of the term "Time Domain". This term applies to a method of analysis of pulse circuits as opposed to "Frequency Domain" which is more often used for C. W. circuit analysis.

Secondly, I would point out that the mathematical analysis is not nearly so complex as we are led to believe. In fact, one of my freshman students has worked these out in three dimensions in

Soundcraftsmen
THE NEW OCTAVE EQUALIZER
THAT INTERFACES WITH ANYTHING —

SECTION B

EQUALIZED SIGNAL
 ZERO-GAIN CONTROLS

ADJUST L.E.D.'S FOR
 EQUAL INTENSITY

1500 30 60 120 240 480 960 1920 3840 7680 15360

craftsmen **TWIN-GRAPHIC OCTAVE EQUALIZER**
 TG-2209-600 BALANCED IN/OUT

SECTION B
 L.E.D. 80 SHELVING
 BENS. DEFEAT 100% 10KHZ

SPECIAL DESIGN FEATURES

- SWITCHABLE HI or LO IMPEDANCE
- SWITCHABLE BALANCED or UNBALANCED INPUTS
- SWITCHABLE BALANCED or UNBALANCED OUTPUTS
- TWO SEPARATE MONO SECTIONS, IDENTICAL CONTROLS
- L.E.D.'S FOR VISUAL INPUT/OUTPUT BALANCING
- SWITCHABLE HI and/or LO SHELVING
- SEPARATE ZERO-GAIN SPECTRUM CONTROLS
- GOLD-PLATED CONTACTS ON ALL SWITCHES

TECHNICAL SPECIFICATIONS


ZERO-GAIN: Unity ± 0.5 dB, controllable 20-20,480 Hz $+6$ dB, -12 dB.
FREQUENCY RESPONSE: ± 0.5 dB 20 Hz to 20,480 Hz at zero setting.
DISTORTION: Less than 0.05% THD @ 2 volts.
RATED OUTPUT (600-OHM BALANCED): $+20$ dBm into 600 ohms.
OUTPUT CIRCUIT: FET Op-Amps (Balanced or Unbalanced).
MAXIMUM INPUT LEVEL: $+20$ dBm.
EQUIVALENT INPUT NOISE: Below 90 dBm with E.Q. switched in. Below 110 dBm at max. output.
EQUALIZATION FREQUENCIES: Each octave centered at 30, 60, 120, 240, 480, 960, 1920, 3840, 7680 and 15,360 Hz.
BOOST/CUT RANGE: ± 12 dB at center frequencies.

FILTER TYPE: Toroidal and Ferrite-core.
POWER REQUIREMENTS: 120 $\pm 15\%$ VAC 50/60 Hz less than 10 Watts or 240 $\pm 15\%$ VAC 50/60 Hz less than 10 Watts.
FULL-SPECTRUM LEVEL: Front panel 18 dB, variable master level controls.
OCTAVE-EQUALIZATION: 10 Vertical controls each channel, ± 12 dB per octave.
E.Q. IN-OUT: Front panel pushbutton switch for each channel.
TERMINATIONS: 3-pin XLR's for inputs and outputs.
WEIGHT: 18 pounds.
SHIPPING WEIGHT: 23 pounds.
FINISH: Front panel horizontally brushed, black anodized aluminum. Chassis cadmium plated steel, with black textured finish.

QUESTIONS? CALL ANTHONY, (714) 556-6191 COLLECT!

Soundcraftsmen • 1721 Newport Circle, Santa Ana, California 92705 FOR MORE DETAILED INFORMATION, CIRCLE READER CARD

for additional information circle no. 7



The English Performer With An American Back-Up Group

It always takes time to break an English act in the States. Fleetwood Mac, Elton John, Rod Stewart... Each took years—and an infusion of American back-up talent—to make it in this market.

Since 1968, Trident's London Recording Studios have been at the centre of the English music and recording industries. From the Beatles' "Hey Jude" to Queen's "Bohemian Rhapsody," Trident's own equipment has been used in more heavily produced hits than you can shake a cricket stick at. We've learned what it takes to manufacture superlative recording consoles. Like extensive monitoring facilities for the producer and engineer's convenience; conductive plastic, Penny & Giles attenuators for reliable low-noise performance; and four-band parametric equalisation on each input of the new TSM consoles.

Ten years have also taught us the crucial difference craftsmanship can make. Trident's TSM, A-Range and Fleximix all have electrical specifications which ensure outstanding channel separation, low distortion and exceptionally quiet performance. We've come to recognize the role of ergonomics:

the art of designing consoles with their operators in mind.

Yet until recently you Americans haven't seen many British boards in studios here in the States. Some Yank studio owners have been reluctant to commit themselves to consoles which might require special expertise to service or install.

Very well, then: Trident is pleased to announce their association with Studio

Maintenance Service.* These technically minded Yanks appreciate fine Trident craftsmanship. They are a zealous back-up group who do more than stand behind the equipment they sell; they get under and into it when necessary. At any time of the day or night. No savoir-vivre. But a veritable plethora of exceptional, comprehensive service.

You may contact our new West Coast agents at (213) 877-3311 for a preview of the new Trident TSM, installed A-Range systems and Fleximix Series mixers.



TRIDENT Now on tour
Mr. Derek Fox, Sales Manager
TRIDENT AUDIO DEVELOPMENTS, LTD.
112/114 Wardour St., London W1V 3AW
Tel. 01-734-9901 TELEX: 27782 TRIDISC

*Exclusive Western Regional Distributors

Studio
MAINTENANCE
SERVICE, INC. We work when you work
12438 Magnolia Boulevard
North Hollywood, California 91607
TEL. (213) 877-3311

Photos taken at Chateau Recorders, North Hollywood, California

addition to the two dimensional analysis I presented in the April 1976 issue of *R-e/p*.

Thirdly, the M-S and X-Y systems are not equivalent as stated by Mr. Weed. The synthesized left and right microphone patterns are not cardioid as shown in the illustration but rather hypercardioid thereby differentiating this system from the X-Y system.

Fourth, I would like to see Mr. Weed justify his statements on cable length as it would take many hundreds of feet difference in cable length to cause a phase difference in the audio region. In addition, if these cable induced phase differences were to become significant relative to errors induced by the physical spacing between the capsules, the difference in cable lengths would be even greater.

Lastly, it should be noted that the microphones used should have the same polar patterns at all frequencies. Mr. Weed's choice of the U-87 is poor as its cardioid pattern varies greatly with frequency. A much better choice would have been KM-86's.

Those being my major points I would close by asking why one would synthesize a pair of figure eight microphones with a similar pair as shown in the illustration?

reply from:

Leon E. Weed
Division of Science
& Mathematics
State University at Albany
Albany, NY

I would like very much to hear from Mr. Fuller again and others after they have tried out this recording technique. I would suggest, however, that it should be plugged into an audio system rather than a computer.

Letter to:

Ampex Corporation
Audio-Video Systems Div.
Redwood City, CA

I have seen your latest advertising campaign in *Billboard* and *R-e/p* magazines extolling the virtues of your new and exciting ATR-100 Tape Recorder.

I am quite certain that you are unaware of the fact that this ad has caused quite a bit of controversy in our industry and I thought I would write to see whether it would not be to your own best interests to put this to rest. I will not quarrel with the possibility that the ATR-100 may be the best audio TAPE recorder in the world, but I must take

some issue with your leaving out of the word TAPE.

I am sure you are well aware of the direct-to-disk industry which has sprung up in the past couple of years, and as the importers of the Neumann Disk Cutting Equipment with which a predominance of these disks are cut, I must tell you that I am quite certain that any A/B test of your ATR-100 against our Disk Cutting System would clearly establish that the direct disk is far superior to any tape machine, including the Telefunken recorders we are presently introducing here.

I would like to prevail upon you to reexamine your ad in the light of these facts, trusting that you had really not even thought of recording machines other than on tape when you made up that ad.

Stephen F. Temmer
President
Gotham Audio Corporation

DIGITAL AUDIO STANDARDS COMMITTEE ESTABLISHED

The Digital Audio Standards Committee, a joint effort of the Audio Engineering Society and the Joint Committee on Inter Society Coordination (JCIC) of the Electronic Industries Association (EIA), the Institute of Electrical and Electronic Engineers (IEEE), the National Cable Television Association (NCTA), and the Society of Motion Picture and Television Engineers (SMPTE).

The initial meeting, held in Salt Lake City, Utah on December 1 and 2 was chaired by John G. McKnight of Magnatic Reference Laboratory.

The purpose of the meeting was to establish communications between various manufacturers and users of digital audio systems for all applications, and to discuss the standardization possibilities and problems.

The discussions centered on the sampling frequencies now used by the present digital audio studio systems, and those used by Japanese consumer systems using videotape and laser disc storage media; and the needs for interchangeability with television and motion picture systems. Frequencies discussed included 44.05594 kHz., 50 kHz., and 54 kHz. Because none of these frequencies meets all of the requirements for all applications,

BTX 4500




BTX 4500 **synchronizes recorders \$3,850**

- Multiple interfaces
- Integral code readers
- Three sync modes
- Programmable offset
- -12dB code sensitivity
- Inaudible lip-sync adjust
- 100-hour pre-ship burn-in

The BTX Corporation, 438 Boston Post Road
Weston, Massachusetts 02193 • 617-891-1239



... continued on page 88 —



Overland Recording Studios, Costa Mesa, CA. (714) 957-0633

Helping you with your business is our business.

From ground zero, we can help you sell your banker with the necessary pro forma facts and figures, blueprints, equipment specifications, and total costs.

If you want to up-grade, we'll show you exactly what your options are.

We've designed, constructed, equipped, interfaced, and fine-tuned professional sound rooms by the score for recording studios, discos, clubs and homes.

We'll do it all — or any part — on time, within budget.

And when you're operational our service contract delivers 24-hour back-up.

Now — how can we help you?

Express Sound Co., Inc.

1833 Newport Blvd., Costa Mesa, CA 92627
(714) 645-8501



How to get a three-motor, direct-drive, isolated-loop deck. And save \$5,500.



"Ingenuity of design can be fascinating for its own sake, but when it results in a product of demonstrable excellence, as with this tape recorder, one can only applaud..."

The review is from *Modern Recording*. The tape deck is Technics RS-1500US. And the ingenuity of design that *Modern Recording* and *Audio* have praised in recent issues is Technics' advanced "Isolated Loop" tape transport with a quartz-locked, phase-control, direct-drive capstan.

By isolating the tape from external influences, Technics has minimized tape tension to an unprecedented 80gms. Eliminating virtually all signal dropout. While reducing modulation and wow and flutter to a point where conventional laboratory measurement is seriously challenged. A considerable achievement when you realize Technics RS-1500US is priced substantially below its professional counterpart. \$5,500 below.

Electronically, too, Technics has provided the ultimate in professional control and performance. A separate microphone amplifier. Record amplifier. Mixing amplifier. And three-way bias/equalization. While IC full-logic function controls permit absolute freedom in switching modes.

Compare specifications and prices. Then you'll realize there's no comparison. TRACK SYSTEM: 2-track, 2-channel recording, playback and erase. 4-track, 2-channel playback. **FREQ. RESPONSE:** 30-30,000Hz, $\pm 3\text{dB}$ (-10dB rec. level) at 15ips. **WOW & FLUTTER:** 0.018% WRMS at 15ips. **S/N RATIO:** 60dB (NAB weighted) at 15ips. **SEPARATION:** Greater than 50dB. **RISE TIME:** 0.7 secs. **SPEED DEVIATION:** $\pm 0.1\%$ with 1.0 or 1.5mil tape at 15ips. **SPEED FLUCTUATION:** 0.05% with 1.0 or 1.5mil tape at 15ips. **PITCH CONTROL:** $\pm 6\%$. **SUGGESTED RETAIL PRICE:** \$1,500*.

Technics RS-1500US. A rare combination of audio technology. A new standard of audio excellence.

*Technics recommended price, but actual retail price will be set by dealers.

Technics Professional Series
by Panasonic

fact or fiction?

CONSOLE NOISE SPECIFICATIONS —

by Paul C. Buff

Having recently completed the design and specifications for an ultra-low noise amplifying device (see companion article "**Towards Microphone Transparency**", Page 60), I found it necessary to measure noise levels within a fraction of a dB of absolute theoretical minimum. When I consistently came up with readings well beyond those limits, I knew something was wrong. Although I would have loved to advertise an amplifier with *negative noise*, I chose to take a safer route — correct the test procedure to reflect the true characteristics of the device. To make a long story short, I found the measurement discrepancies, one by one, and can now measure and specify noise readings accurate to plus or minus ¼dB.

At this point you're probably saying, "So you didn't know how to measure good, and now you do. Big deal."

Well, let me go on a little bit further. You see, the impetus for my research into ultra-low noise electronics was from one of my pet customers. He had just traded in his 8 year old Quad Eight console on a new shiny "state-of-the-art" board, whose manufacturer I won't go into. When my customer started using his new toy, guess what he heard when he turned up his mikes? Right! Noise!

Referring to his handy dandy spec sheet, he found a mike pre-noise spec of -128 dBm E.I.N., a similar figure to that of his old console. Since his ears refused to believe the consoles were the same, he called me in to verify the amount of noise present in the new console.

Upon taking on the assignment, I first pondered just how both console makers managed to specify *noise performance well beyond that which is possible on this earth!* Ignoring this paradox, for the moment, I proceeded to make measurements of the second console, while simultaneously educating myself in the art of measuring *properly*. What did I come up with? Hang onto your hats — -118.5 dBm E.I.N. Nearly 10 dB below the manufacturers specification.

Yet I have in my files a letter from the chief engineer of the console company (one of the largest in the world) stating his measurements indicate an E.I.N. of -130.7 dBm, a figure 6 dB better than the theoretical limit of -124.8 dBm.

The reasons for the discrepancies in both the spec and the measured performance are twofold:

1. The manufacturer is using a misleading method of specification which does not relate to audible noise.
2. The manufacturer is uneducated in the proper measurement techniques required to express noise in either the misleading form or in the industry accepted correct form.

What is even more startling is the fact that most U.S. console makers are also guilty of one or both of the above allegations.

There are exceptions, of course, one notably being Mr. Deane Jensen, who manufactures transformers for a good many of today's consoles. I have read his specs and tested his transformers in detail and find his literature impeccably defines the performance of his product.

Getting back to the problem, what are the methods of specification, how are they applied (and mis-applied), and what do they mean in terms of audible signal-to-noise ratios?

THEORETICAL MINIMUM NOISE

The theoretical minimum noise level which can be obtained by any amplifier is determined by the thermal noise of its source resistance. Thermal noise, by definition, is the noise produced by the thermal agitation of electrons within any electrical conductor. Thermal noise is precisely predictable by use of the formula:

$$\text{Thermal Noise Voltage } E_t = \sqrt{4KTRB}$$

or

$$\text{Thermal Noise Power } P_t = 4KT B$$

(in watts)

Wherein:

K = 1.38×10^{-23} (Boltzmann's constant)

T = Temperature in Kelvin

R = Source resistance in ohms

B = Absolute bandwidth in Hz.

CONSOLE NOISE SPECIFICATIONS —

Two facts are evident in the formula; that thermal noise is a constant quantity of power, regardless of the source resistance, and the noise is white in nature (equal noise power per cycle of bandwidth).

In a microphone amplifier, the source resistance is, indeed, the resistance of the microphone element itself. Thus, the mike element is the limiting factor in determining the Theoretical Minimum Noise performance of the system.

Applying the formula to any microphone of any impedance, over a 20 Hz. to 20 kHz. bandwidth, at room temperature (300°K), the Thermal Noise generated is precisely -124.8 dBm, and it is this figure which governs the minimum amount of noise which may be present.

To those of you who have been induced to believe that your mike pre-amps are producing noise levels equivalent to -129 dBm at their inputs, I'm sorry, you lose. Anything better than -124.8 dBm is fantasy — *absolutely impossible!* (-121 dBme is typical in today's equipment.)

I realize that this revelation may seem a bit hard to swallow in view of the mounds of "technical" publications which refer to E.I.N.'s of -127 to -130 dBm. All I can offer is that you get yourself a good electronics text book and an accurate meter and find out. In order to make the rest of this text crystal clear, I think it wise to define the meaning of the terms used here-in.

DEFINITIONS

dBm — A measurement of power referred to 1milliwatt @ 600 ohms. 0 dBm is characterized by a voltage reading of .7745 vrms. across 600 ohms. Thus, a dB reading meter whose 0 dB point represents .7745 vrms. may be directly employed to read dBm if, *and only if*, the impedance of the circuit point under measurement is 600 ohms.

dBme — A measure of power referred to 1milliwatt @ any other impedance. Example: .7745 vrms. across 150 ohms = 4 mw = +6 dBme.

dBv — A measure of voltage generally accepted in the U.S. to be referred to .7745 vrms. A very common mistake is to think of dBv as being the same as dBm. While this is true at 600 ohms, there is no direct relationship at other impedances, since dBv is voltage, and dBm is power. (See nomograph Figure 1.) Example: 0 dBv (.7745 vrms.) across 10,000 ohms = .06 mw. = -12.2 dBme.

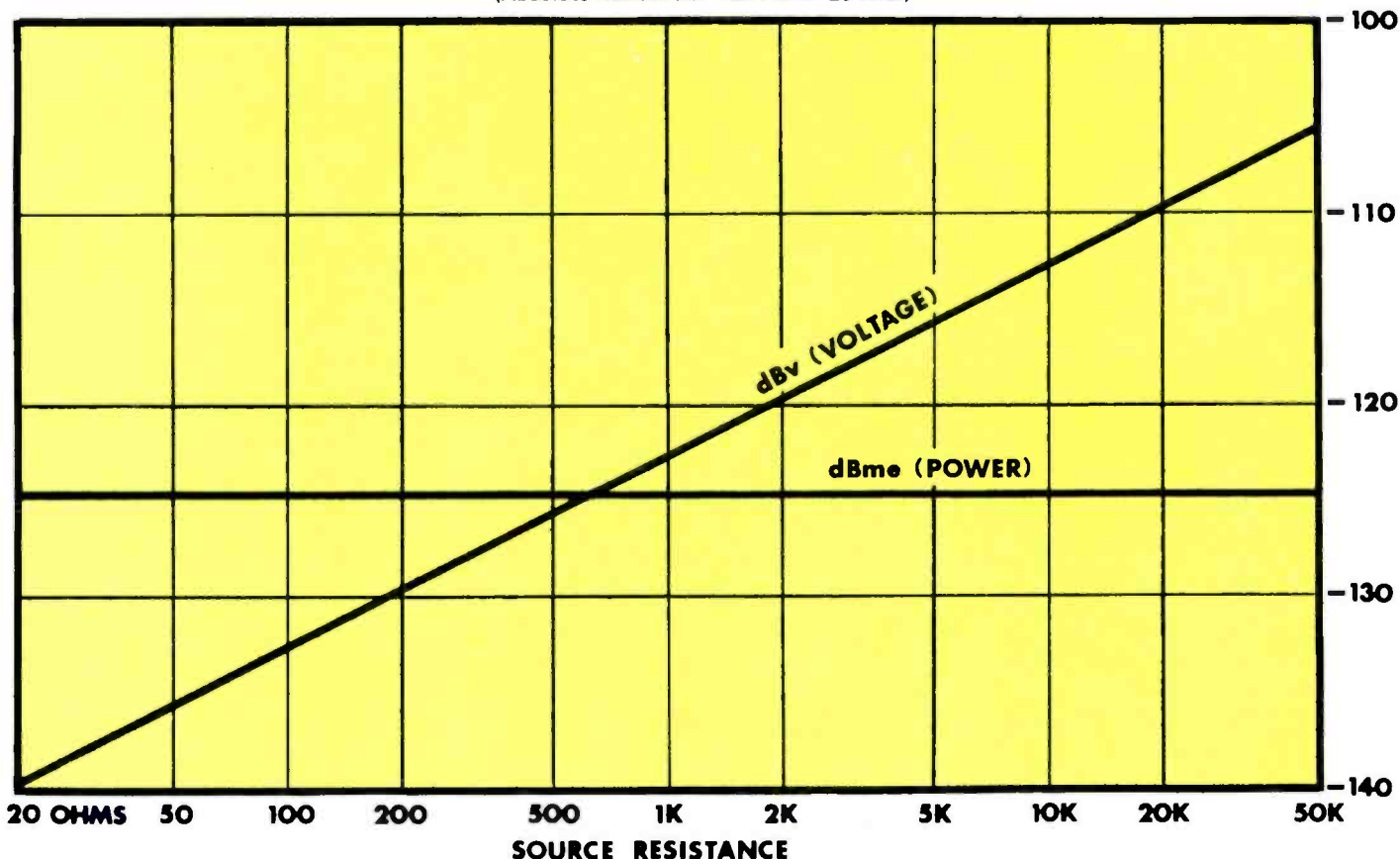
dBV — (Capital "V") Same as dBv, except referred to 1 vrms. (European)

EQUIVALENT INPUT NOISE (E.I.N.)

Since any amplifier may perform a useful function only when connected to some signal source, it is necessary to include the Theoretical Minimum Noise thermally generated in that source if the specification is to bear any meaningful relationship to the circuit's noise performance in actual use. This philosophy is applied almost universally throughout the electronics industry. Thus, the E.I.N. of any amplifier can never be better than the thermal noise of the source. As stated earlier, this amounts to -124.8 dBm,

... continued on page 24 —

Figure 1:
Theoretical Minimum Noise Voltage (dBv) and Power (dBme) v.s. Source Resistance
(Absolute Bandwidth = 20 Hz. to 20 kHz.)



A JBL MONITOR KNOWS ITS PLACE.

A studio monitor is only a tool. It is not supposed to enhance, add to, subtract from, or in any way modify sound.

That's your job.

What a studio monitor is supposed to do is tell you precisely what's on tape. Because you have to know everything that's there.

And everything that isn't. Before it's too late.

That's why JBL monitors are in thousands

of recording and broadcast studios around the world. In fact, according to the Recording Institute of America, JBL's were used to make 30 of last year's top 50 albums.

A JBL monitor plays what it's told. Nothing more. Nothing less. If that sounds good to you, contact your nearest JBL Professional Products Studio Equipment Supplier.

And put a JBL monitor in your place.

The 4301: Our newest 2-way monitor. Compact and efficient, for small broadcast control rooms and home studios. \$168.

The 4311: The most popular monitor going. A compact, full-range 3-way. \$333.

The 4315: An ultra-shallow 4-way, for maximum sound in minimum space. \$783.

JBL studio monitors come in three other models, too. All fully compatible for accurate cross referencing.




GET IT ALL.



James B. Lansing Sound, Inc. / Professional Division, 8500 Balboa Boulevard, Northridge, California 91329

for additional information circle no. 12

www.americanradiohistory.com



Sierra Audic

Sometime before the sun comes up, you'll learn to love your MM-1200.

Ampex gives you a lot of reasons to buy an MM-1200 multichannel audio recorder: capacity, fidelity, flexibility and reliability. The performance specifications alone have made this the best seller among professional multitrack recorders.

But you'll find your own reasons for loving the MM-1200 you buy.

Some morning, after a long session that dragged through the wee hours, you're going to realize just how many MM-1200 features you used to keep things moving. How you used the electronic tape timer, plus search-to-cue, to save precious minutes of time. How you used the quick-change

head feature to switch back and forth between 8, 16 and 24 track work. The ease with which you employed the optional accessories such as the pure video layback head, synchronizer and variable speed oscillator to finish the audio portion of a video production.

The same professional drive for perfection that kept *you* going, kept *our* engineers working to refine an already-respected design.

That's why you see so many MM-1200s in professional recording studios. Sooner or later, before the sun comes up, everybody learns to love an MM-1200.



AMPEX

Ampex Corporation, Audio-Video Systems Division, 401 Broadway, Redwood City, California 94063, 415/367-2011.

20 - 20 kHz.

If it is desired to express this figure in terms of voltage (dBv), it is necessary to reference the voltage to the source impedance so that a conversion to power may be made. For instance, Theoretical Minimum at 50 ohms may be expressed as -135.6 dBv r.e. 50 ohms, but not as -135.6 dBm, or -135.6 dBme. (See Figure 1.)

A person relatively unaware of the finer points of mathematical deciphering, as typified by the average console buyer, might tend to look at the figures (-124.8 dBme r.e. 150 ohms) and (-135.6 dBv r.e. 50 ohms) and make the deduction that the latter represented less noise. In reality, -135.6 dBv r.e. 50 ohms represents exactly the same amount of noise (3.31×10^{-13} mw) as -124.8 dBme re: 150 ohms, and will yield exactly the same noise performance.

EQUIVALENT INPUT NOISE (Misleading Forms)

In preparing this text, I personally called upon a good cross section of U.S. console makers, in an effort to interpret their methods of arriving at mike pre-amp specs. One fact was clear from this study: *There does not exist a standard method of specification of E.I.N. in the U.S. console industry. In most cases, due to improper, misleading or downright ignorant specmanship, U.S. consoles cannot be compared, for noise levels, on the basis of comparing specifications.*

Of the methods in common use today, I have assembled four categories, three of which are out and out misrepresentations, and only one being properly stated. Here are the categories:

A. — Transducer Gain Theory — A method which utilizes an old formula of undetermined origin which allows one to correctly determine the E.I.N. of an amplifier, in dBme, then *arbitrarily add 6 dB* to the result, thus making Theoretical Minimum appear to be -130.8 dBm. I have yet to find an industry expert who is able to explain why the author of the formula chose to give the industry a 6 dB handicap over reality.

B. — Amplifier Only Noise — A method which excludes the thermal noise of the source from the calculation. I say calculation since an amplifier cannot be measured, at a given impedance level, without an equivalent source resistance. Even if it could be, such a specification bears no direct relationship to the actual signal-to-noise level present under use, and as such, is of little value to the user.

C. — The Erroneous Method — Here is a classic case of adding apples to get oranges. If I told you the percentage of "engineers" in our industry who commit this crime I believe you'd be amazed. Here's how this one goes: You measure the Equivalent Noise Voltage at the amplifier's input, in dBv, and then you simply refer to it as power and state it as dBm. The lower the specified input impedance, the better your numbers. In current advertising, one console builder claims his equipment is "3½ times quieter than the competition's published specs", and specifies 50 ohm source impedance. Now in some of the cited cases, the competition's specs already exceed theoretical limits by several decibels.

Indeed, the advertiser's console may have a lower equivalent input noise voltage due to the lower measurement impedance, but a 50 ohm microphone requires 4.8 dB more gain than a comparable 150 ohm microphone, for a given SPL. The end result is that while the input noise voltage (dBv) is lower, it must be amplified

more. The noise power (dBme), noise figure and effective signal-to-noise ratios are not improved. (See Figure 1.)

D. — A Correct Method — Some of the manufacturers I reviewed state the E.I.N. of their equipment in terms of voltage (dBv) with reference to the specified measurement impedance. This method is basically honest and acceptable. I did, however, find certain discrepancies among some users of this specification method, relating to inaccurate bandwidth measurement techniques, exclusion of RMS correlation factors, failure to include mike loading losses and failure to include the shunt effect of the amplifier input impedance across the microphone in stated impedance levels. These infractions are relatively minor in relation to methods A, B, and C, but can, and in some cases do, add up to mis-statements of up to 3 dB from actual noise levels.

NOISE FIGURE (A Reliable Specification)

Let's face it, the prospective purchaser of a mike amplifier is not interested in applying thermal noise formulas, converting terms, referring to charts or going through a host of calculations in order to decipher a manufacturer's specification. When it comes to noise, he (she) wants to know one thing: By how much does the amplifier degrade the signal-to-noise ratio available from the microphone itself?

This sort of specification is widely used throughout the rest of the electronics industry, and is called "NOISE FIGURE". Its use implies that the specifier has considered all factors commonly omitted (as in #D above). NOISE FIGURE is simple in concept and simple to apply.

If an amplifier adds no noise to the source, and does not reduce the potential of the source by loading effects, it has a NOISE FIGURE of 0 dB. If an amplifier degrades the potential signal-to-noise ratio of the source, either by amplifier generated noise, or through loading effects by, say 5 dB, then its NOISE FIGURE is 5 dB. The specification is directly comparable to the anticipated results, and is hard for a manufacturer to fudge on, unless he just lies.

FACTORS DETERMINING MEASUREMENT ACCURACY

THE RMS FACTOR — Noise measurements are almost universally made with average responding meters. Such a meter will read the TRUE RMS value of a sine wave, and only a sine wave. An average responding meter will normally indicate a 1.05 dB error when applied to white noise. This amount must be added to the actual measured noise, unless a TRUE RMS meter is used.

NOISE BANDWIDTH — The thermal noise formula shows that noise is proportional to the absolute bandwidth under measurement. Most noise measurements are made with a first order (6 dB/octave) passive low pass filter. Textbooks state that such a filter with a 3 dB point of 12.7 kHz. will yield an effective absolute bandwidth of 20 kHz. While the book is correct, it pre-supposes that the device under measurement has an infinite bandwidth. Typical audio electronics, of course, do not have an infinite bandwidth. The use of first order filters on a mike pre-amp exhibiting a roll off at, say 80 kHz. can introduce an error of around 1 dB in the measurement. This error must either be added to the measured result, or a higher order filter (over 36 dB/octave) used. If the device to be measured has frequency response variations within the measurement

Ask Malaco.

It is a recording studio's willingness to change that makes it great. To keep pace with the ever-improving technology. To simply want to sound better.

Case in point: Malaco Sound Studios, Jackson, Mississippi. Already one of the South's most serious sound studios. But understanding how vital it is to maintain state-of-the-art status.

That's why they called us. Audio Consultants, Inc. To overhaul both of their studios. And install as their centerpiece the automated MCI Series 500 console. And MCI JH114 24-track recorders.

Today, the best sound in Mississippi is being produced at Malaco.

And we're happy to have been a part of it.

As the exclusive sales and service representatives for MCI in the Southeast and Southwest. And the most knowledgeable sound people in the world.

But don't take Malaco's word for it. You can also ask nearly half of Nashville's 65 studios. Or great studios all over the country.

From turn-key to up-date. If it has anything to do with sound, we do it better.

Consider that for your next project. Because if you're serious about the way your studio sounds; the way it looks; the way it feels — you've got to be particular.

Audio Consultants. Sound businessmen.

1200 Beechwood Ave. Nashville, Tenn. 37212 615/256-6900
1903 Apollo Richardson, Dallas, Texas 75081 214/238-0605
Call Claude Hill or Dave Purple in Nashville, Don Woerner in Dallas.

AUDIO CONSULTANTS, INC.

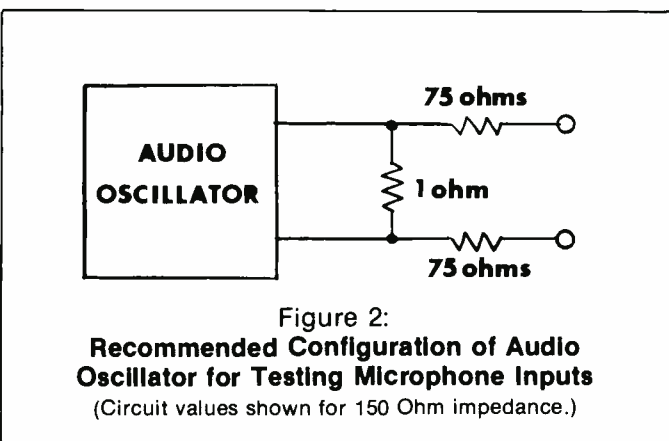
bandwidth, they must be equalized out, either on paper or with hardware.

SOURCE LOADING LOSSES — If we are to accurately define the loss of signal-to-noise ratio from that which is potentially available from the source itself, we must consider the power that is lost in the input impedance of the amplifier. If, for instance, a circuit designed to accommodate a 150 ohm mike has an input impedance of 150 ohms, 1/2 of the potential mike signal will be lost in the amplifiers input resistance, thereby reducing the potential signal-to-noise ratio by 3 dB, before even entering the amplifier. It is obviously mandatory that this loading loss be included in the specification.

PUTTING IT ALL TOGETHER

Now that we've assembled all the necessary methods needed to make a correct noise measurement, let's put down a procedure to do it properly.

1. Calibrate and verify all test equipment.
2. Examine the frequency bandwidth of the circuit to be measured.
 - A. This must be done with an oscillator which exhibits the characteristic impedance specified for the test. (Figure 2.) Failure to do this can result in an untrue bandwidth measurement due to irregularities in the source impedance of the amplifier under test.
3. If the device to be measured exhibits frequency response variations within the range of 10 times the upper measurement bandwidth:
 - A. Use a high order (over 36 dB/octave) filter, or,
 - B. Determine a correction factor to be added to the measured noise.
4. Accurately establish the effective gain of the circuit, allowing for source loading losses, using the following procedure:
 - A. Use a test oscillator (1 kHz.) with an output impedance equal to the specified test impedance. (Figure 2.)
 - B. Set the oscillator for a level within the linear operating range of the amplifier under test while *disconnected* from the circuit and feeding only a high impedance dBv reading voltmeter. (In this configuration the oscillator represents the full potential of a microphone of equal impedance.)
 - C. Without re-adjusting the oscillator output level, connect it's output to the input of the circuit under test.
 - D. Measure the voltage (dBv) at the amplifier output.
 - E. Subtract the open circuit oscillator voltage (4B) from the amplifier output voltage (4D) to arrive at the effective gain of the amplifier.



5. Remove the test oscillator and terminate the input with a resistor equal to the specified test impedance.

6. Measure the noise at the amplifier output with a filter as described in #3 above. (It is wise at this point to monitor the noise under measurement both audibly and with a scope to insure that you are measuring noise and not hum or garbage.) If hum is a problem and you are trying to determine hiss level only, a 400 Hz. high pass filter may be used without serious error introduction.

7. Apply any correction factor indicated in #3.
8. Unless your meter reads TRUE RMS, add 1.05 dB to the reading. (I.E. -73 dBv + 1.05 dB = -71.95 dBv)
9. Subtract the effective amplifier gain (4E) to arrive at the E.I.N. of the amplifier in volts (dBv).
10. Convert this to dBme, based on the value of the specified test impedance, using the following formula:

$$dBme = dBv + 10 \log_{10} \left(\frac{600}{R} \right) \text{ wherein:}$$

$$dBv = \#9 \text{ above}$$

$$R = \text{Specified test impedance}$$

The result of this calculation will yield the correct E.I.N. of the amplifier in dBme, including thermal source noise and loading loss.

11. Calculate the thermal noise of the source, at the specified bandwidth, using the following formula:

$$\text{Thermal Noise Power (dBme)} = 10 \log_{10}(B \times 1.656 \times 10^{-17})$$

Wherein B = Specified test bandwidth

12. Subtract #11 from #10 to arrive at the NOISE FIGURE of the amplifier.

SUMMATION

As you might have guessed by now, making a correct noise measurement on an input amplifier is a bit more complex than hanging a meter on the output and writing down the answer.

It is of acute importance that the manufacturers of such devices fully understand the meaning of the specifications they publish, and educate themselves in the proper methods of measurement and calculation.


I strongly urge that you, the users of such devices demand the industry adoption of a standardized method of measurement and specification which includes attention to all of the details which I have mentioned in this text.

I should be more than happy to act as a self-appointed chairman for this cause if I receive sufficient feedback from the industry indicating your desire for such a standard.

Please feel free to direct any comments on this subject to me, c/o Recording Engineer/Producer, P. O. Box 2449, Hollywood, CA 90028.

In closing, let me say this: While I have heaved some rather heavy stones at the U.S. console industry, most representatives I spoke with showed a sincere desire to clean up their act, but stated that everyone else was guilty of mis-stated specmanship. The feeling was that if they made proper specifications, their equipment would look bad in comparison to the others. I suppose they have their point. It's up to you dear customer, what'll you have?

Introducing the Technics ST-9030 tuner. Purists would feel better if it cost over \$1,000.



To some, tuners that offer 0.08% THD, 50 dB stereo separation, a capture ratio of 0.8 dB and waveform fidelity should demand a price tag of over \$1,300. But with the ST-9030 this performance can be yours for under \$400*.

That's quite a feat for a tuner. But then the ST-9030 is quite a tuner. It has two completely independent IF circuits: A narrow band, for ultra-sharp selectivity. And a wide band, for ultra-high separation and ultra-low distortion. It even selects the right band depending on reception conditions, automatically.

Both bands give you the same extended flat frequency response. Because, unlike conventional tuners, the ST-9030 utilizes an electronic pilot cancel circuit that cuts the pilot signal, without cutting any of the high end. It's ingenious. And a Technics innovation.

The Technics ST-9030 has one of the quietest, most sensitive front ends of any tuner. With an advanced linear frequency 8-ganged tuning capacitor and 3 double-tuned circuits, plus dual gate MOS

FETs in the 2-stage RF amplifier and balanced mixer circuit. What's more, there's a servo tuning circuit that locks into the tuned frequency, regardless of minor fluctuations. The result: Negligible drift distortion and maximum stereo separation.

Technics ST-9030. Compare specifications. Compare prices. And you'll realize there's really no comparison.

THD (stereo): Wide—0.08% (1kHz). Narrow—0.3% (1kHz). S/N: 80 dB. FREQUENCY RESPONSE: 20Hz—18 kHz +0.1, -0.5 dB. SELECTIVITY: Wide—25 dB. Narrow—90 dB. CAPTURE RATIO: Wide—0.8 dB. Narrow—2.0 dB. IF, IMAGE and SPURIOUS RESPONSE REJECTIONS (98 mHz): 135 dB. AM SUPPRESSION (wide): 58 dB. STEREO SEPARATION (1 kHz): Wide—50 dB. Narrow—40 dB. CARRIER LEAK: Variable — 65 dB (19 kHz). Fx ad — 70 dB (19 kHz, 38 kHz). SUGGESTED RETAIL PRICE: \$399.95*

Technics ST-9030. A rare combination of audio technology. A new standard of audio excellence.

*Technics recommended price, but actual retail price will be set by dealers.

Technics Professional Series
by Panasonic

The IE-30A Audio Analysis System from I/IE

- 1/3-octave Spectrum Analyzer
- Full-octave Spectrum Analyzer
- Precision Sound Level Meter
- True RMS AC Voltmeter
- RT₆₀ (Reverberation)*
- THD (Harmonic Distortion)*

For the first time, a real time analyzer and precision sound level meter have been combined into a portable audio analyzer "system" with features and accuracies rivaling the best laboratory instruments available.

The fully digital IE-30A comes standard with a precision laboratory microphone calibrated in dB-SPL and remoteable up to several hundred feet, a test probe with three precision attenuator settings for calibrated dB μ V measurements (true rms, average or peak), nickel cadmium batteries with charger, and a hard shell, foam lined travel case.

*Using optional accessories



Other features include selectable detector responses, gated mode operation for measurement of reflections and time delay events, dual involatile memories that store or accumulate data that can be recalled to the IE-30A display up to weeks later.


The IE-30A was designed to accommodate an inexpensive new family of optional accessories. The IE-17A measures RT₆₀ (reverberation time) in 1/3-octave bands up to 99.99 seconds with 10 millisecond resolution. The IE-15A measures total harmonic distortion (THD) to less than .01%.

SPEC BRIEFS

- 1/3 octave or full octave bands 30 filters on ISO centers 25Hz to 20KHz
- Highly selective three pole-pair filters exceed ANSI S1.11-1966 Class III, B.S. 2475-1964, DIN 45652, and IEC255-1966.
- 1/3 octave display weighted A, C or Flat.
- LED array 30 x 16. Resolutions of 1, 2 or 3 dB for display ranges up to 45dB.
- Precision SLM has *Fast, Slow, Impulse* or *Peak* responses with A, C or Flat filter weightings.
- 4 digit/0.1dB resolution readout with display hold mode.
- Meets requirements of:
ANSI S1.4-1971 TYPE S1A, S1C, BS 4197-1967
DIN 45633 B1.1, B1.2 (Impulse) IEC 179-1973.
- 30 to 149 dB SPL re 20 μ N/M².
- Microphone is omnidirectional condenser Type 1 (Precision). Flat 10Hz to 20KHz.
- Signal outputs for recorders, oscilloscope displays and voice prints.



I/IE ELECTRONICS, INC.
500 West 1200 South
Orem, Utah 84057
(801) 224-1800
TELEX or TWX 910-971-5884



Call your nearest I/IE representative for further information:

Atlanta, GA
FIDELICOM
(404) 458-3616

Syracuse, NY
DARMSTEDTER ASSOC.
(315) 638-1261

Boston, MA
V F SALES
(617) 237-6544

Chicago, IL
PAPPAS' AND ASSOC.
(312) 685-2338

Cleveland, OH
PARENT COMPANY
(216) 725-8871

Dallas, TX
WYBORN SALES
(214) 348-9657

Denver, CO
H P MARKETING
(303) 794-8367

Des Moines, IA
THE BEAMS COMPANY
(515) 225-1148

Detroit, MI
V F SALES
(313) 453-8720

Houston, TX
WYBORN SALES
(713) 772-0961

Kansas City, KA
THE BEAMS COMPANY
(913) 631-0300

Los Angeles, CA
MARSHANK SALES
(213) 559-2591

Miami, FL
WORLD WIDE PRODUCTS
(305) 754-5475

Minneapolis, MN
KODO ASSOC.
(612) 881-1255

New York, NY
ADELMAN - PINZ
(914) 423-4747

Phoenix, AZ
MARSHANK SALES
(602) 949-9443

Portland, OR
EARL & BROWN
(503) 245-2283

St. Louis, MO
THE BEAMS COMPANY
(314) 569-1060

San Francisco, CA
MAC PHERSON SALES
(415) 937-1482

Seattle, WA
EARL & BROWN
(206) 284-1121

Washington, DC
SPHERE ASSOC.
(703) 471-7887

Calgary, Alberta
ESTRON INDUSTRIES
(403) 276-9621

Toronto, Ontario
THORVIN ELECTRONICS
(416) 274-1573

Montreal, Quebec
AUDESCO ELECTRONICS
(514) 286-4122



The CPR-16 Computer Programmed Reverberation


The Quad Eight CPR-16 represents a revolutionary breakthrough in the application of advanced computer technology for the professional audio marketplace.

Two years in development, the CPR-16 is the first product to embody advanced digital technology in a configuration which will allow an unprecedented degree of control over the reverberant field by signal processing.

It offers the user a flexibility beyond the now ordinary mechanical methods; every possible aspect of the reverberant field is capable of alteration by the engineer. Reverberation time can be changed from zero to twenty seconds in sixteen steps, even during operation, without signal degradation. High and low frequency damping rates can be controlled over a wide range which previously was only achieved by time-consuming and clumsy rearrangements of complex arrays of absorption splays in live chambers or rooms. The simulation of "room size"

can be modified with a single control which adds a variable delay before the first echo or reflection signal.

And, most importantly, the CPR-16 allows the prominence and density of resonant modes to be altered. Thus, the density and diffusion rate of echoes can be tailored to match any room, electromechanical device, or whim.



The CPR contains two individual reverb programs and one "open" program provision for future custom sound processing effects. Program 1 is analogous to a live acoustical chamber, and Program 2 creates a simulation of an artificial plate. Program 3 switching facility is pre-wired for a plug-in programming module and Program 4,

ECHO allows a "Tape-Echo" simulation that is unobtainable by present mechanical methods.

The CPR-16 incorporates control over every critical aspect of the reverberant field. If you have a special application which requires a previously unavailable sound processing effect, information on custom programs is available from the factory.

Write us or call for a detailed brochure on the revolutionary CPR-16. The age of affordable digital processing for audio has arrived. If you've been waiting for technology to catch up with your imagination, your time has come.

Quad/Eight Electronics • Quad/Eight International 11929 Vose St., No. Hollywood, Ca. 91605 • (213) 764-1516 • Telex: 662-446



SPECIAL EFFECTS



Eventide
the next step

Eventide probably produces more black boxes than anyone else in the business, from the Harmonizer, to the Flanger to the Omni-Pressor. Possible effects include Pitch changing, Dynamic Inversion, Flanging, Tunneling, etc., etc.



MARSHALL

Marshall introduces a very nice box. The Time Modulator is an *analog* delay line with flanging and two octave time-based pitch change capabilities, plus lots more. 90dB dynamic range in delay mode, 80dB flanging depth. A very versatile box at an excellent price.



lexicon

Considered to be the best digital delay available. The newest unit, the Model 92 features two channels with up to 120 m Sec. of delay each.




LOFT...

Loft Modular Devices has made digital delay available to the smaller studio. This unit offers up to 160 m Sec. delay plus flanging capability at about half the cost of comparable units.

NEW FROM MARSHALL . . . THE
"PRE-VERB" PRE-REVERB DELAY LINE

GIVE US A CALL!
1-800-531-7392
(512-824-8781 IN TEXAS)



ABADON/SUN, INC.

P.O. Box 6520, San Antonio, Texas 78209

A 20 kHz Low Pass Filter for Audio Noise

In making routine audio system noise measurements, one is often presented with the problem of obtaining a realistic figure describing the white noise voltage appearing at the output terminals of a wide band audio system.

Simply connecting an AC voltmeter across the system output terminals is an unsatisfactory approach because the voltmeter, being a very wideband device, measures and reads the value of all the noise occurring from frequencies of a few Hertz to several megaHertz. The error incurred in including noise energy above the range of audibility results in an overly pessimistic evaluation of the noise performance of the system. Many times recognition of this fact has prompted the use of hastily fabricated R-C filter networks having response knees located somewhere in the ten to thirty kiloHertz region. The filter is inserted in the measurement circuit immediately prior to the voltmeter used to indicate the noise voltage. The results obtained in this way may be at considerable variance from subjective impressions of the system noise performance. Since the nature of the filter used has a very significant effect on the observed value of the noise voltage, and the characteristics of the filter are dependent on the components chosen, a great deal remains to be desired as far as accuracy of the measurement and comparability of results is concerned.

A popular approach uses a single pole filter (6 dB per octave) constructed with a series resistor and a shunt capacitor with the -3 dB point F_c at 12.7 kHz. This frequency is derived by dividing the 20 kHz. bandwidth by $\sqrt{2}$. This will yield the same reading of white noise as a sharp cut-off filter at 20 kHz. if the system under test is flat to well beyond 100 kHz. But since the system is not usually that flat, errors of 1 dB or more usually result.

Measurements

by Deane Jensen

The filter circuit described here is offered as a solution to the noise measurement filter selection dilemma. It consists of four cascaded stages whose net response can be described as an eight pole Butterworth response with a 3 dB break at 20 kHz. The schematic for the filter circuit is given in Figure 1.

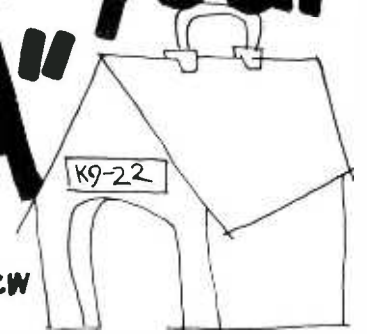
The Butterworth filter itself is comprised of stages A3 through A6 and their associated components. The reader is urged to select and/or trim component values to within 1% of those given for the filter stages themselves as the accuracy of the response characteristic of each individual filter stage will affect the overall response of the system and thus the accuracy of the measured results obtained using the filter.

A number of convenience features have been included in the circuit that may bear some explanation. Input and output ports of the filter are accessed through either GR binding post-type terminals or standard BNC co-axial connectors. The low-pass filter characteristic may be switched in or out for comparison of band-limited readings versus wide-band noise indications.

Stages A1 and A2 are provided for additional gain should it be necessary to boost the noise signal to obtain a readable deflection on the indicating voltmeter. Stage A1 can be selected for a gain of either 20 dB or 0 dB. Stage A2 has a fixed gain of 20 dB. Its output may be selected for input to the filter circuit in addition to whatever gain is selected for the input stage A1. We have, then, the option of adding 20 or 40 dB of voltage gain to the incoming noise signal.

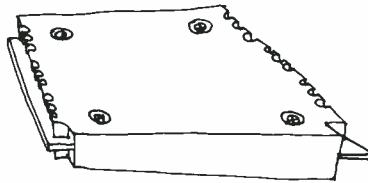
Finally, an 800 Hz., single-pole, high-pass R-C filter is provided to minimize the effects of 60 Hz. hum that may be

dbx K9-22 Kard converts your Dolby "A"



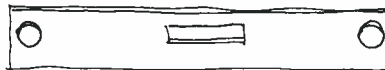
to dbx noise elimination in a few minutes with complete plug-in interchangeability and no wiring changes

advantages of dbx K9-22 Kard

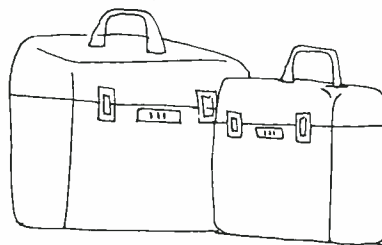


- 30dB noise reduction
- 10dB additional headroom
- over 100dB dynamic range
- no level match tones

K9-22 Kard Accessories



K-360 Kover replaces standard Dolby 360 or 361 frontpanel cover; window lets you see whether you've got K9-22 Kards or Dolby cards in the system.



Karryin' Kases, weather-proof aluminum flight cases by Halliburton, let you take your K9-22 Kards along as extra baggage, provide secure storage for unused cards, model KK-18 holds up to 18 cards, model KK-38 holds up to 38 cards

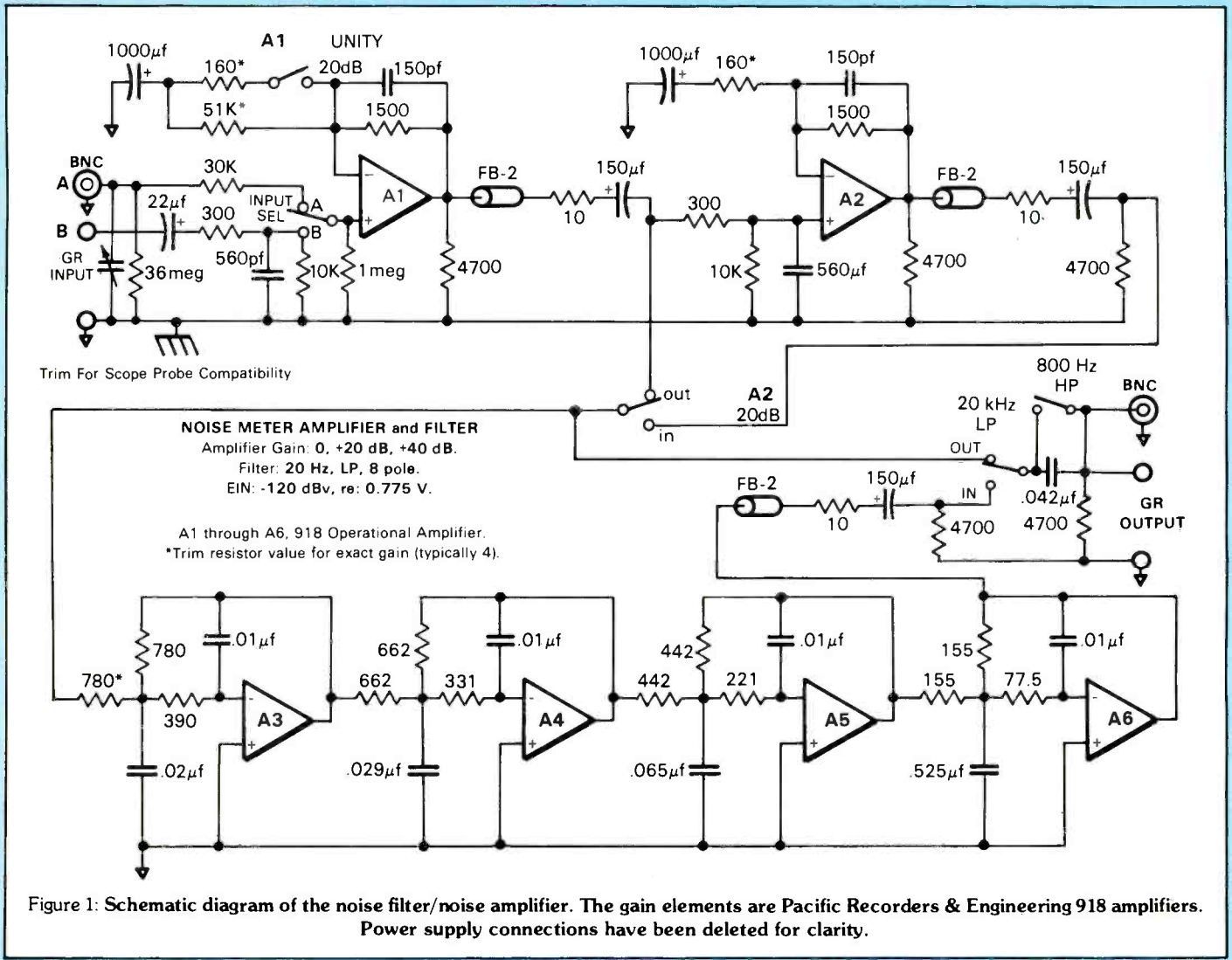
You can add dbx to your existing Dolby "A" system for about 40% of the cost of a free standing noise reduction system. For complete information contact:

*dbx is a trade mark of Dolby Laboratories

dbx, Incorporated, 71 Chapel Street,
Newton, Massachusetts 02195 • 617/964-3210



for additional information circle no. 19



present in the audio system output signal. The 800 Hz. filter attenuation at 60 Hz. is about 22.6 dB. Use of the 800 Hz. high-pass should not affect the observed indication of a white noise spectrum more than about 0.1 dB of its reading without the 800 Hz. filter. If the noise signal being observed has a significant 1/f character, the effect will be greater. The user should be aware that use of any but a high input impedance voltmeter will be likely to adversely load the filter output circuit.

A few construction tips are offered as an aid to the reader in obtaining good results from this filter construction project.

The first of these is to verify the frequency response of each filter stage individually using the response curves given in Figure 2. As mentioned previously, it is very important that the responses of each stage very accurately conform to the theoretical curves if the overall response of the filter is to agree with the composite curve. The composite curve was chosen so that

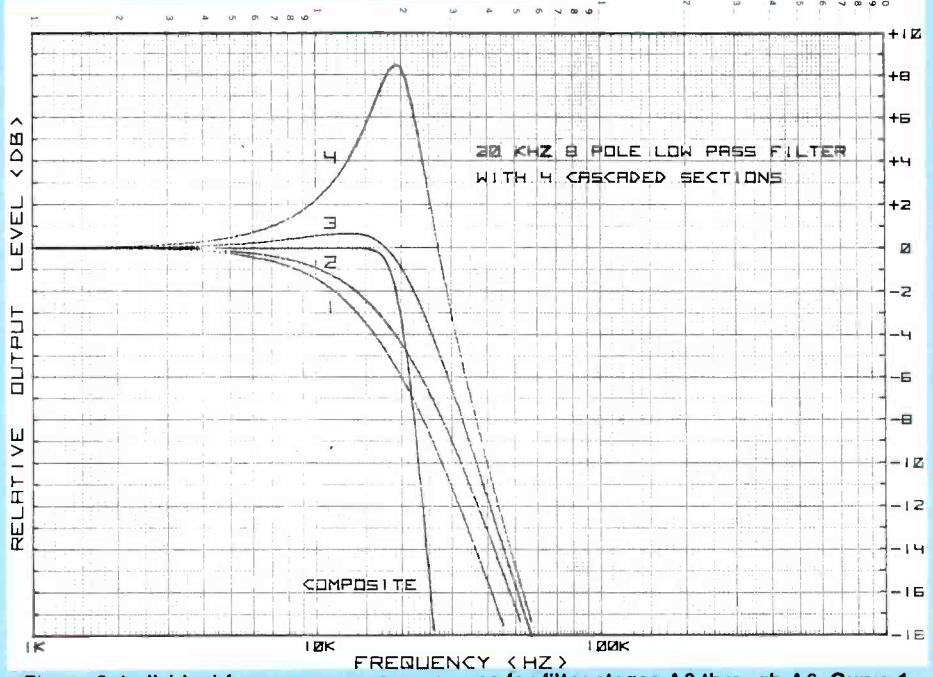


Figure 2: Individual frequency response curves for filter stages A3 through A6. Curve 1 corresponds to stage A3, curve 4 to stage A6. See text for details.

the high frequency roll-off most generally be the case, will not adversely affect the observed noise measurement as will be the case with

The VCA-5 is here NOW. It exhibits 10 times less I.M. Distortion, and 10 times less temperature sensitivity than "the other VCA", and costs twice as much. The VCA-5 is complete and needs no external circuitry. If you need a BETTER VCA, send us \$65 and you'll have you one. (\$44 in OEM quantity)



allison research, inc.

pob 40288 • nashville, tn. 37204 • (615) "allison" or 385-1760

simple noise filters having single-pole characteristics.

The break point of the 800 Hz. hum filter should also be determined with care and verified by direct measurement. The effective cut-off of the 800 Hz. single pole corresponds to an infinite slope cut-off filter at 500 Hz. If this value of effective cut-off is not maintained, the noise measurement error may be greater than about 0.1 dB or the amount of hum rejection will be decreased.

The input BNC connector can be used to accept the input of a 10:1 oscilloscope probe if the reader desires. This is particularly handy for isolation of noise amplifier stages. It is probably most desirable to add a small trimming capacitor across the 36 megOhm resistor so that a selected scope probe will respond to the noise filter input in the same way as it does to its customary oscilloscope.

The GR binding post input is intended to accept signal from low impedance sources such as operational amplifiers. The noise performance of the filter itself will be impaired and the measuring circuit will be excessively loaded if the binding post input is used for observation of a high impedance

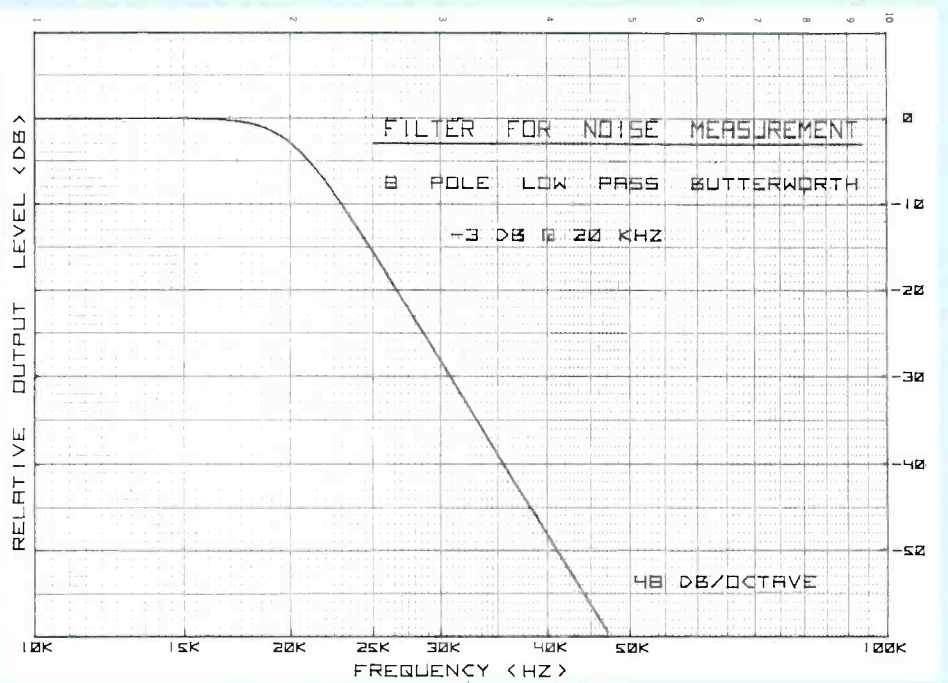


Figure 3: Expanded plot of the 8-pole filter amplitude transfer characteristic showing response to -60 dB.


source.

The ferrite beads on the amplifier output leads are specials available from Jensen Transformers as ferrite bead number FB-2. Its purpose is to isolate the capacitive load from the amplifier

output by raising the load impedance seen by the gain element at very high frequencies.

The 780 Ohm resistor at the input of filter stage A3 should be trimmed for an overall gain of unity for the filter stages

transparent!



To evaluate TRANS-AMP, send \$35

Valley People, Inc.
P.O. Box 40306
Nashville, Tn. 37204
615-383-4737

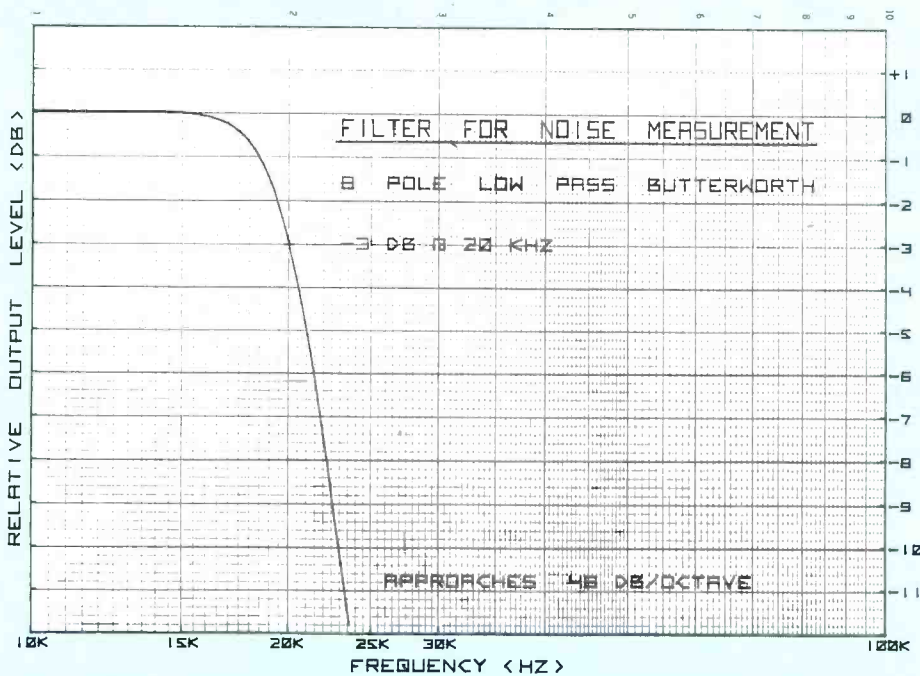


Figure 4: Detailed plot of the 8-pole filter amplitude transfer characteristic showing details of response about the knee. The net response of any filter constructed should be compared to these theoretical curves for proper results using the filter.

A3 through A6 taken as a whole, and not for unity gain of stage A3 only. This is important in the validity of the comparisons between readings taken in the filter in and filter out switch positions.

The gain stages themselves are Pacific Recorders & Engineering 918 discrete amplifiers. An alternative that may be acceptable from the standpoint of gain stability and noise performance is the Signetics 5534 IC. Signetics will

soon be offering this device generally. The 5534A model device is specified as having a lower input noise current rating than the 5534. It measures noisier in this application because the input noise voltage of the -A chip is higher than the 5534. Because the application of the gain element here is noise voltage rather than noise current dominated, the un-suffixed chip is to be acceptable.

As far as the power requirements for the system are concerned, an external, low-noise, low ripple, regulated 15 Volt bi-polar supply will generally suffice. An optional alternative to an external power supply would be a bi-polar battery supply of ± 15 to ± 22.5 Volts. The Eveready 762S (NEDA 709) is a possible choice.

The use of this filter can contribute to a more repeatable measurement of electronic white noise in the audible spectrum. Comparison of noise measurements taken using it will lead to more valid judgements of system noise performance. Last, but not least, the use of this filter will permit measurements of noise that agree more closely with theoretical expectations than do the hasty R-C networks chosen for convenience or accepted for availability.

the sun never sets on

AIC/MCI
SERVICE



the People and the Products
AIC has 'em both . . .
just one call will convince you:
(213) 851-4111

audio industries corporation

1419 N. LA BREA AVENUE • HOLLYWOOD, CALIF. 90028 • (213) 851-4111 • TELEX 67-7363

for additional information circle no. 22

www.americanradiohistory.com

The Case of the Missing Low Notes

by Michael Rettinger

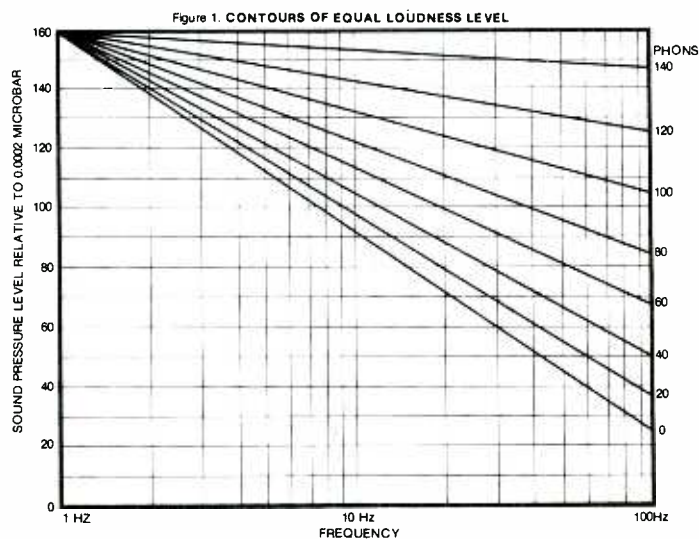
Audio men are generally well aware that the recording and reproduction of tones below 50 Hz. are faced with many difficulties. In disc recording they are confronted with the problem of groove width for lows with significant amplitudes, and in tape recording special reproduce amplifiers with a high gain at the low notes are required (this is for the reason that the standard ring-type reproduce head responds to the rate of change of the magnetic field, which rate becomes proportionately less

with frequency.) There is no reason why engineering cannot find a solution to these **recording** problems.

However, it is in the **reproduction** of these low notes where sophisticated technology is of little help. The reason for this is that what is needed consists simply of an increasingly larger air volume displacement of the speaker cone or diaphragm as the frequency is lowered. Theoretically the moving part — usually likened to a piston — must displace a certain amount of air before a given sound pressure level, SPL, can be established for a given frequency at a given distance from the source. The lower the desired note, the larger the piston excursion must be. Its travel from its mid or rest position is, however, inversely proportional to the square of the frequency for the establishment of a wanted SPL. Thus, at 25 Hz., the cone must travel four times as far as at 50 Hz. to achieve an equal SPL.

But even that is not all. The human ear becomes increasingly less sensitive to the lower frequencies, so that for an equal loudness level in phons the cone must travel more than four times the distance it is required to move for the next higher octave tone; the exact additional travel being a function of the desired note and amplitude.

It is the purpose of the following to illustrate graphically the required diaphragm or piston excursions for frequencies below 50 Hz., including the infrasonics below 16 Hz. not normally audible (if perceptible sensorially in another way) to humans.



NEVE IS THE BEST

New 40 in/32 track 8078 Console
Updated 8058/8068 Mk. II Consoles
NECAM Computer Mixing
VCA Grouping/Automation Ready
LYREC Multitrack Recorders
Custom Designed Consoles
Leasing/Financing Assistance

You know our consoles are the best in the world.

Used by leading recording studios, studios not willing to compromise on sound or reliability. What you may not realize is the economy of a Neve console. Neve is *not* expensive. Give us a chance and we'll show you. We give you more than 20 standard consoles to choose from, and we modify and customize facilities. You owe it to yourself to check us out. Let us know what you need and we'll build it for you!

Introducing LYREC, the new choice in a European quality multi-track recorder. Available in 8, 16 and 24 track versions, the LYREC offers an optional microprocessor controlled auto locator system vastly out-performing any other locator system currently on the market. LYREC is of highest quality at a very affordable price. Ask Neve for details, especially on Neve/LYREC package deals! Please call or write.



Rupert Neve Incorporated, Berkshire Industrial Park, Bethel, Connecticut 06801 Tel: (203) 744-6230 Telex: 969638
Rupert Neve Incorporated, Suite 609, 6255 Sunset Blvd., Hollywood, California, 90028 Tel: (213) 465-4822
Rupert Neve of Canada, Ltd., 2717 Rena Road, Malton, Ontario L4T 3K1 Canada Tel: (416) 677-6611 Telex: 983502

 **Neve**

for additional information circle no. 23

www.americanradiohistory.com

R-e/p 37

Figure 1 shows somewhat idealized contours of equal loudness level in phons for signals below 100 Hz. in binaural free-field listening conditions. As an example, for a loudness level of 100 phons at 25 Hz., the SPL has to be 121.5 dB, as shown by a dot on the graph. This means that the tone will sound as loud as a 1,000 Hz. note of 100 phons (although its SPL has to be only 100 dB).

For a loudness level of 100 phons, we may write:

$$SPL_{100} = 160 - 27.5 \log f \quad (1)$$

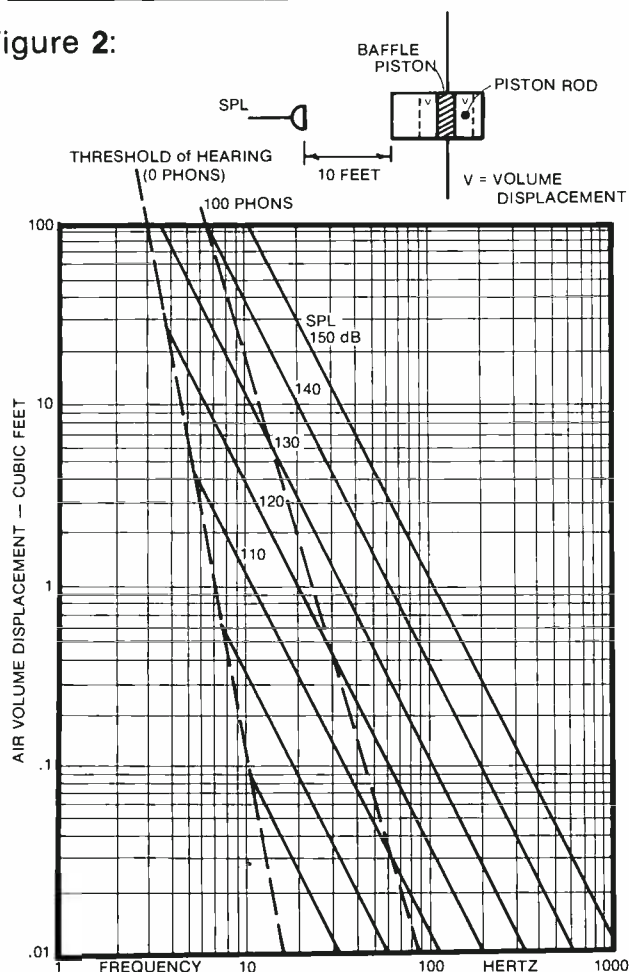
It should be noted that all loudness contours, whether for frequencies below or above 100 Hz., are not representative of a constant condition. Generally, at the end of a day, a person's hearing may be as much as 10 dB less sensitive to certain tones than early in the morning.

On Figure 2 are shown the required air volume displacements by a piston as a function of frequency to establish various SPL's at 10 feet from the pistonphone. As an example, at 20 Hz., for a loudness level of 100 phons, when the SPL at this distance has to be 124.3 dB, the cyclic air volume displacement by the piston from its mid position has to be 1.64 cubic feet, as indicated by a circle on the figure, and is equivalent to 2,834 cubic inches.

The equation for the required air volume displacement by a piston 10 feet from an observer is given by:

$$V = \frac{0.0004 \times 10^{SPL/20}}{f^2} \quad (2)$$

Figure 2:



By substituting (1) in (2) we get:

$$V = \frac{40,000}{f^{3.375}}$$

It is seen, therefore, that for a loudness level of 100 phons, the required air volume displacement varies inversely with nearly the fourth power of the frequency.

Since a 16" diameter cone has a cross-sectional area of 200 square inches, and a possible maximum travel of .5 inches from rest position (1 inch total), it will take $2,834/200 \times .5 = 28$ woofers to establish an SPL of 124.3 dB at 10 feet from the source!

As may be readily calculated, for a frequency of 40 Hz., the corresponding air volume displacement has to be only .16 cubic feet or 277 cubic inches. This can be accomplished with only $277/200 \times .5 = 2.75$, or only three 16" diameter woofers.

But how many loudspeaker cabinets can boast of even two woofers? It stands to reason, therefore, that the case of the missing lows is one of missing woofers.

When the loudspeakers are indoors, the cone excursions requirements are not quite so severe as they are outdoors, because the reflected sound provides reinforcement, particularly in the reverberant field of the enclosure. Another way of stating the situation is to say that, for the same acoustic power output by the woofer, the SPL at a given distance in a room will be greater than in free space.

As an example consider a room in which the "critical" distance is 10 feet. By that is meant the distance where the direct sound energy equals the generally reflected one. It is given by the equation:

$$D_c = .0315 \sqrt{\frac{V}{(1 - a) T}}$$

where A = average absorption coefficient of the room; T = reverberation time at a given frequency; and V = volume of enclosure, in cubic feet.

At the critical distance, the SPL will be 3 decibels higher than in free space for a woofer with a directivity factor of unity. This means that only half the acoustic power is required to establish a desired SPL at that location. Since the cone excursion is proportional to the square root of the acoustic power, the cone travel for half the power can be 30 per cent less, or 30 per cent fewer woofers are required (two instead of the three previously calculated for the 40 Hz. tone with SPL of 124.3 dB at 10 feet). Of course, for the reproduction of 20 Hz. under the same circumstances, there would still be 20 woofers necessary.

At 30 Hz. — the lowest organ note — we would still need an air volume displacement of .4 cubic feet or 691 cubic inches (for a loudness level of 100 phons at 10 feet), which requires seven 16-inch woofers in the open and five in the hypothetical room previously discussed.

It may be noted that for sound effects such as wind noises and earthquake rumbles, the reproduction of 20 Hz. and even lower notes is desirable, as was done in the Universal Studios "Sensurround" System. This was accomplished by the installation in the theatre of additional woofers in segmented horns.

MIXING CONSOLES
 AUDIO CONCEPTS, AUDI-
 TRONICS, QUANTUM,
 SHOWCO, SHURE, SOUND
 WORKSHOP, TAPCO, TAS-
 CAM, TEAC, UNI-SYNC,
 YAMAHA.

TAPE RECORDERS
 AMPEX, BOUSE, CROWN,
 OTARI, SCULLY, TASCAM,
 TEAC, TECHNICS, TELEX,
 UHER.

MICROPHONES
 AKG, BEYER, EDCOR,
 ELECTRO-VOICE, FRAP, HEL-
 PINSTALL, NEUMANN, SENN-
 HEISER, SESCOM, SHURE,
 SONY.

NOISE REDUCTION
 DBX, MXR.

SIGNAL PROCESSING
 AUDIO DESIGNS, BI-AMP, DBX,
 MXR, ORBAN-PARASOUND,
 SHURE, SOUND CRAFTSMEN,
 SPHERE, UREI.

**REVERBERATION
 SYSTEMS**
 AKG, CLOVER, EMT, MIC-MIX,
 ORBAN-PARASOUND,
 SOUND WORKSHOP, TAPCO.

POWER AMPLIFIERS
 BGW, BOGEN, CROWN,
 McMARTIN, RAYMER, SAE,
 YAMAHA.

RECEIVERS
 JVC, TECHNICS.

MAGNETIC TAPE
 AMPEX, SCOTCH.

LOUDSPEAKERS
 AUDIO CONCEPTS, AURA-
 TONE, COMMUNITY LIGHT &
 SOUND, ELECTRO-VOICE,
 EMILAR, GAUSS, JBL (PRO),
 KLIPSCH, PHILLIPS, SHURE,
 SPECTRUM RESEARCH,
 TRUSONIC, T.S.S.

**TURNTABLES &
 CARTRIDGES**
 AKG, GRAY MICRO-TRACK,
 JVC, PHILLIPS, ORK, SHURE,
 STANTON MAGNETICS,
 TECHNICS.

ACCESSORIES
 AKG, ATLAS, AUDIO CON-
 CEPTS, BEYER, CLEAR.COM,
 EDITALL, IVIE, KOSS, MRL,
 MULTI-SYNC, PRODUCTION
 DEVICES, R. B. ANNIS, SCOTT
 LABS, SESCOM, SHURE,
 STANTON MAGNETICS, STL.

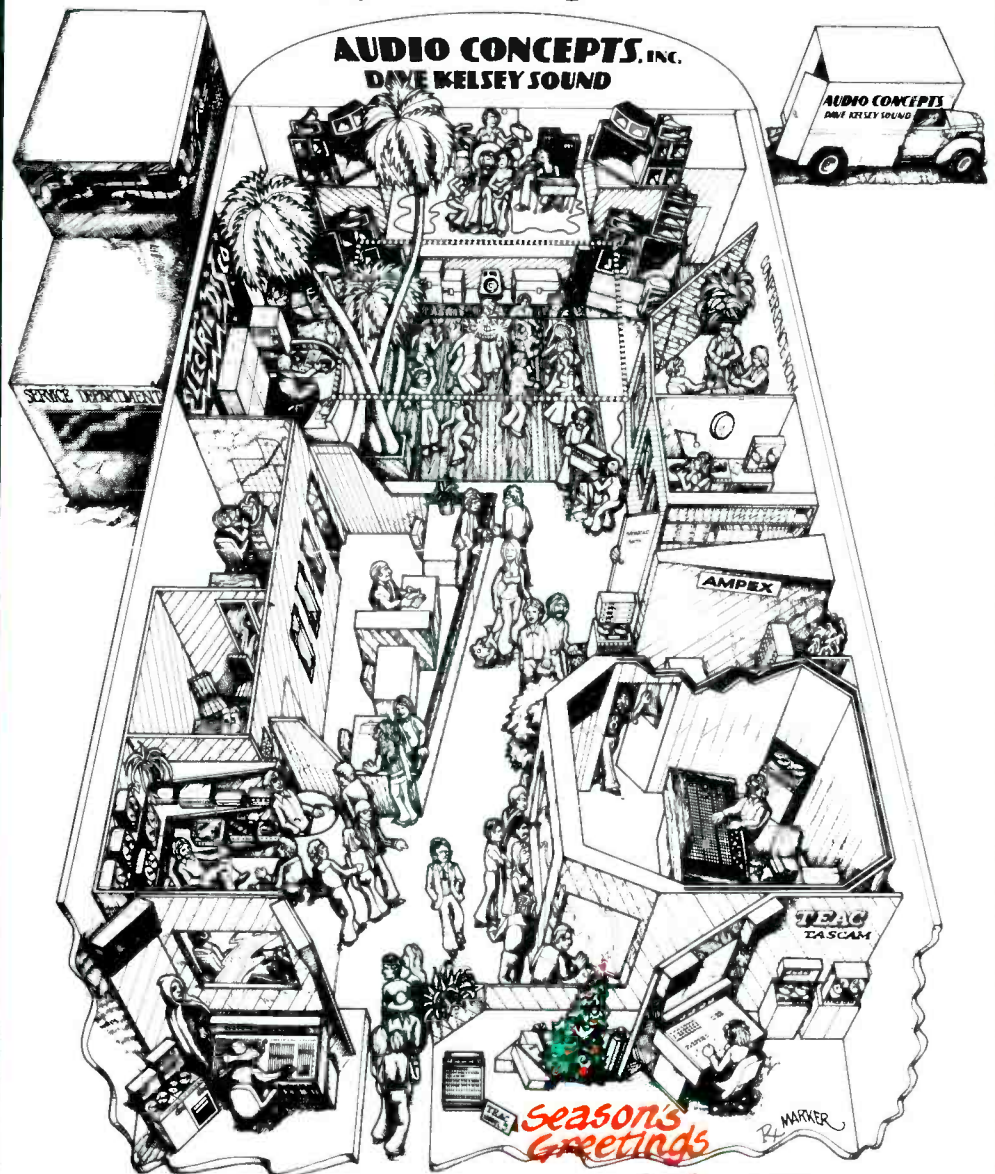
VIDEO
 PANASONIC (Consumer &
 Industrial).

DISCO
 AUDIO CONCEPTS (Light Track,
 Projectors & Strobes), FEDERAL
 (Warning Lights), LIGHTS FAN-
 TASTIC (Illusion Lighting, Diver-
 sitronics), METEOR LIGHTING
 (Light Controllers & Mixers),
 NATIONAL (Mirror Balls),
 SHOWCO (Mixers).

(213)

851-7172

Get to know us.
 We can help you do it right the first time.



See us for all your pro audio needs... *-and thanks!*
 we sell everything in recording equipment from cassette decks to
 complete "turn-key" 24 track studios; and sound reinforcement
 systems from modest club PA's to touring systems that fill coliseums;
 plus everything in disco equipment from sound to lighting. It's all
 under one roof, with good prices and nice people to serve you.

AUDIO CONCEPTS, INC./DAVE KELSEY SOUND

7138 Santa Monica Boulevard • Hollywood, California 90046 • (213) 851-7172

"THE PROFESSIONAL SOUND PEOPLE"

Quincy Jones... demands quality



Photographed at RECORD PLANT, Los Angeles, CA
 "... I mix with AURATONE® 5C Super-Sound-Cubes® the little powerhouse speakers. They tell me exactly what will be in the grooves. You hear it all with AURATONE®!"

Join "Q" and other seasoned music world pros, top record company executives,



engineers, producers, and artists who lay it on the line with AURATONE®.

Durability, flat full-range response, amazing power handling, and portability have made AURATONE® 5C's the Record Industry's favorite



"mixdown monitors,"... for comparison and final mixes, auditioning, remotes, and reference standard speakers.

See your Dealer or order Factory Direct (30-day return privilege, one year guarantee). \$59.95 per pair. Shipping and handling add: U.S.: \$3.00 pair; Foreign: \$7.50 pair. Calif. res. add sales tax.

Mail to: AURATONE
 P.O. Box 698 C-13 Coronado, CA 92118

Ship _____ pair 5 C's. Amount Enclosed \$ _____

Name (Please print) _____ Job Title _____ Date _____

Shipping Address _____

City _____ State _____ Zip _____

Please send additional information.

an overview . . .

RECORDING the GRAND PIANO

by Paul Laurence

The piano that one hears with one's ears is so difficult to capture on tape that many engineers have yet to record it to their own satisfaction. Engineer Tom Perry (Boz Scaggs, Helen Reddy, Dean Martin, Glen Campbell, Crackin') among them, calls it, "personally the most frustrating instrument" to record. "I've tried everything from . . . I've tried every microphone in the world on a piano . . . I've tried a different number of mikes, different positions — underneath, above — lid completely off — mikes high, mikes low, mikes on the bridge, mikes on the sounding board, mikes in the back of the strings, three mikes, four mikes, two mikes, one . . ." Many confess to an uncertain relationship in general with the instrument. Perry again: "I don't know if it's just me or what, but for some reason I'm never particularly happy. I don't know what I even want to hear . . . somehow it never seems to sound like when you're just standing next to a piano."

Perhaps its elusiveness in even being *photographed* (much less *painted*) on tape can account for why there is not a whole lot of fooling around with the sound of the acoustic grand piano among the more mature engineers.

Mack Munich (David Bowie, the

Electric Light Orchestra, Led Zeppelin, the Rolling Stones, Donna Summer) is one who typifies this position. After having taken considerable liberties with the instrument during his *experimental* phase he has come to eschew what he calls the *bent* or heavily processed piano sound. He describes the natural sound he likes as "bright, hard and clear", a good example being the Electric Light Orchestra's "A New World Record" album.

Bob Margouleff (Stevie Wonder, Billy Preston, Minnie Riperton, Lothar and the Hand People) describes the natural piano sound he wants to hear as a "full-bodied piano sound with a lot of bottom, stereo, a big spread. A natural sound."

However, unnatural piano sounds which have contributed to hit records have to be acknowledged as well. Among the best examples which come to mind are those by the Beatles who have probably done more with the piano sound than anyone else. "Sexy Sadie", "Birthday", and John Lennon's "Imagine".

With the preceeding as an introduction it would seem to be constructive to take a look at several components of the problem as an aid to possible individual solutions.

for additional information circle no. 25



INTRODUCING THE TASCAM STUDIO 4000, the heart of a multitrack studio that lets you be as imaginative in the recording of your music as you are in creating it. At home. And for less money than you think.

The STUDIO 4000 is as much a creative instrument as strings, percussion or brass. If you're a serious musician or recordist, you should own one because it lets you tailor your sound your way and get master quality tapes.

The STUDIO 4000 consists of the new 40-4, TASCAM'S versatile 4-track recorder/reproducer and its DBX Module DX-4 option, and a Model 3 8-in/4-out Mixing Console (which can also be used for PA or disco mixing).

Now through December, your participating TASCAM dealer is making a special offer.* When you buy a STUDIO 4000, he'll give you an attache flight case with accessories, including a PB-64 Patch Bay, recorder main-

tenance kit, E-1 demagnetizer, and a starter kit of cables.

That's not all! Since the STUDIO 4000 is the best 4-track duo in its class, we want you to have the best tape to go with it. So we are including two 10½" reels of Ampex 456 Grand Master™ tape with your new TASCAM STUDIO.



Get your hands on the STUDIO 4000 at your TASCAM dealer now. With these instruments and your ability...

TASCAM SERIES BY TEAC®

A new generation of recording instruments for a new generation of recording artists.

*Void where prohibited by law. Offer good through December 31, 1977.

THE PIANO

To the best of everyone's knowledge, the first piano was built around 1709 by Bartholomew Cristofori of Florence, Italy.

Most of the instruments, as we know them today, have 88 keys, each of which, when depressed, activates a felt-tipped hammer which in turn strikes from one to three unison-tuned strings, producing a note. The piano also has dampers — small rectangular pieces of wood whose undersides are covered with felt — which modify the sound by moving closer to, or farther away from the strings. The dampers are controlled by three independent foot pedals: the left (speaking from the player's point of view. His left hand is left, his right hand is right) or *soft* pedal, which shifts the entire harp to the right so that the hammers hit one less string per key. The middle pedal, called "*sostenuto*" or *sustaining*, when engaged takes the damper off whatever keys are depressed, sustaining that chord. The right pedal, known as the *damper* or *sustain* pedal, takes the dampers off all of the strings, not only sustaining whatever notes were last played, but also letting all the other strings vibrate sympathetically. The whole instrument

is sustaining, in other words. Two or more pedals used simultaneously produce a more or less cumulative effect.

There are two main physical permutations of the acoustic piano. First and foremost there is the grand piano, it being the form used for the majority of piano recordings. The grand piano extends horizontally and measures anywhere from 5 to 9 feet long, the smaller ones being called *baby grands* and longer ones *concert grands*. Generally speaking, (for less than piano virtuoso solo recordings) the optimum size for contemporary recording purpose is said to be a 6 to 7½ foot grand. Beneath 6 feet the sound tends to be described as too *boxy*, too contained, and beyond 7½ feet the sound becomes too rich in harmonics, sometimes referred to as being *ring-y*.

The smaller, box shaped *upright* piano is typified by foreshortened strings anchored to a vertical harp, and is about 2 feet long.

BRAND AND SOUND

The difference in sound among the various brands of grand pianos are as a rule fairly subtle. They are pretty much all going for a similar purity of the tone.

The main difference is really in the touch. Still, according to comment, there are identifiable subtleties: Steinway & Sons is very much the standard, and is known for its uniformity of tone across the keyboard, full but not too-rich sound, and percussive qualities. Those are Steinways on the Beatles' "You Like Me Too Much", John Lennon's "Imagine", the Allman Brothers' "Jessica", and the Rolling Stones' "Melody".

Yamaha has lately become very popular for studio use, and is considered to be among the brightest sounding. That's Musicland's (Munich) 6 foot Yamaha grand on the Stones' "Hot Stuff" and "Memory Hotel".

Baldwin has recently shown an increase in popularity as well. The instrument is known for its heavy action and full, "big" sound.

Mason-Hamlin is perhaps the loudest and richest of the lot, and is known also for its heavy action. Neil Diamond swears by them.

The Bluthner grand is celebrated for its uniformity, a sound that is clear and strong at both top and bottom, as well as for its light action. That's a Bluthner that Paul McCartney is playing at the Twickenham Sound Stage for the "Let It Be" album.

Bechstein is a loud, bright, and percussive piano, and finds great favor with classical people. Trident Studios' Bechstein is heard on Elton John's "Your Song" and "Take Me To The Pilot", and Queen's "Dear Friends".

The Bosendorfer grand has 92 keys and is known for its amazing action and mellow sound. Al Stewart's "Year of the Cat" cut features a Bosendorfer.

TUNING

Obviously, the sound of a piano will depend on its tuning as well as any individual treatment or adjustment it may have undergone. The practice of tuning sharp — anywhere between 441 and 444 (the European middle "A") is still very much in evidence. Still quite valid is the paragraph relative to tuning from the article appearing in R-e/p during 1971 (*Recording The Piano — A Forum, Vol. 2., No. 2, March/April 1971, pages 11-17*). * "... the reason for tuning sharp is to get the whole band changing . . . nobody could lay back, or they would get lost."

"While there is quite a bit of sharp

NEW 19 ALL NEW Technics professional audio products in stock at RAMKO RESEARCH!



Just introduced! Turntables, reel to reel recorders, portable and fixed cassette R/P units, power amps, parametric equalizers, tuners and speakers.

The RS1500 reel to reel recorder that outperforms anything in its class. A new turntable, SL-1500 MK2, designed specifically for the broadcaster. A new portable cassette unit that gives the best portable reel to reel

units a run for their money. Power amplifiers, parametric equalizers and a series of studio monitor speakers that will astound you with their amazingly faithful reproduction.

Panasonic pulled out all stops on their research and development program for this series. Undoubtedly, with the performance, quality, and reasonable prices exhibited by this audio gear the "Technics" name will be a major consideration in your future purchasing decisions.

Whatever your needs, RAMKO RESEARCH offers a full line of the highest quality audio equipment available. Turntables, Tape Cartridge machines, a wide variety of distribution, mic, line, power and turntable preamps. Cassette record/play units & reel to reel recorders. And of course the most advanced broadcast consoles in the industry.

If it's for the studio we have it.

Write or call collect today for our newest catalog and further information on the all new Technics "Professional series" audio equipment. You'll be dollars and performance ahead.

RAMKO RESEARCH

11355 "A" Folsom Blvd.
Rancho Cordova, Calif. 95670
(916) 635-3600

Para - Power


(Parametric Equalizers by SAE)

SAE has long been involved in the field of tone equalization. From our pioneering efforts in variable turn over tone controls to our more recent advancements in graphic equalizers, we have continually searched for and developed more flexible and responsive tone networks. From these efforts comes a new powerful tool in tone equalization — the Parametric Equalizer. Now you have the power of precise control.

Our 2800 Dual Four-Band and 1800 Dual Two-Band Parametrics offer you controls that not only cut and boost, but also vary the bandwidth and tune the center frequency of any segment of the audio range.

With this unique flexibility, any problem can be overcome precisely, and any effect created precisely.

With either of these equalizers, you have the power to correct any listening environment or overcome any listening problems that you are faced with. Whether you need a third octave notch filter, tailored bandwidth to resurrect a vocalist, or a tailored cut to bury an overbearing bass, the control flexibility of Parametric Equalizers can fill these needs and many more. And of course, as with all SAE products, they offer the highest in sonic performance and quality of construction.



For Complete Information Write:

SAE
Scientific Audio Electronics, Inc.
P. O. Box 60271 Terminal Annex, Los Angeles, CA 90060



Now
small
users
can have
big
system
Delta-T
quality
... at an
affordable
price

Announcing the new, low-cost Delta-T MODEL 92 digital time delay system

Now there's a Delta-T system for small installations as well as big. It's our new Model 92. And it is expressly designed for smaller churches, school auditoriums, hotels, theatres, clubs — any facility with a sound reinforcement system requiring multiple loudspeaker synchronization. It can also be used by recording studios for doubling and echo send.

Wherever you install the Model 92, you can do it with confidence. At a price competitive with even run-of-the-mill systems, the new Model 92 delivers the same unsurpassed audio quality and performance reliability that have made Delta-T the standard of the industry. Noise and distortion are held to less than 0.1%. Dynamic range is better than 90 dB. Signal delays are selectable to 120 ms.

Get full details now on this exciting new Delta-T and how it can satisfy your requirements for quality time delay.

60 Turner Street, Waltham, MA 02154
(617) 891-6790

Lexicon

Export agent: Gotham Export Corporation, 741 Washington Street, New York, New York 10014

tuning on straight-ahead band sessions, the technique just doesn't work at all well when sharp piano is played against electronic instruments which cannot change intonation to get up with a sharp piano, or sharp strings."

The brightness of a given piano can be adjusted by a tuner manipulating the pins imbedded in the hammers. Pulling them out more will add more attack and brightness, pushing them in will do just the opposite.

However, regardless of specific make or tuning the piano is a true binaural instrument, a large instrument with the sound emanating from a broad surface area. The instrument produces what might be seen as three essential types of sounds. First, of course, are the actual musical tones. The piano has a fabulous frequency range, from about 27.5 Hz. to 4,096 Hz. for the root notes, with the (useable) harmonics going up to about 12 kHz. Secondly, there are the percussive or mechanical noises attendant to producing the musical sounds — the actual sounds of the hammers hitting across the strings, and when the piano is miked from the player's side of the keyboard, the sounds of the keys hitting the wood. Lastly, the piano emits considerable unwanted and extraneous information consisting of both low tones and high harmonics.

These factors help explain why it is oftentimes claimed that piano is an instrument difficult to get into perspective compared to others. So, inasmuch as there are the usual different notions of just what a well-recorded piano should sound like it seems that only one criterion meets with any sort of general acceptance. Consistency is certainly that order; where no notes either *jump-out* or *get lost* because of difference in tone or level. Ideally, it is agreed to by most that the instrument should sound smooth and even, from octave to octave, across the keyboard. Likewise, very few go for a particular occasional abereration in such perspective where one or more treble notes seem to be coming from the bass region, or vice-versa. Beyond consistency, there is some temptation to further generalize that clear articulation of notes is a minimum requirement. But, no, there seem to be many who eschew close miking, opting for the more distant, open, airy, and "fuzzier" sound.

PLACEMENT AND ISOLATION

The grand piano, because it is a large acoustic instrument, and particularly

when it is not recorded using very close miking, tends to pick-up considerable leakage from other instruments. In the great majority of cases this is considered a problem, but every once in a while that very same leakage can be an asset, and the instrument wants to be positioned out in the recording environment to take advantage of its sonic magnetism. With this in mind it might do, now, to look at several of the techniques used by various studios to position the piano.

Among the most sophisticated means for isolation are the completely separate, trapped, piano rooms installed at many studios. At Caribou they have built an acoustically-lined piano cut-out in the studio wall, which yields the dual advantages of absorbing almost all of the piano sound, at the same time keeping the instrument and its player in the same environment as the other players. At Caribou the microphones are hooked onto the ceiling of the cut-out. Elton John's "Rock of the Westies" LP was cut at Caribou as an example of how the cut-out sounds.

Another sophisticated approach to isolating the piano in the center of the recording environment is the piano box

Gus Dudgeon had built for Elton John. The box was built to match the piano's configuration, 4 feet tall. The interior is damped with fiberglass, all except the ceiling of it which is left untreated and is a reflective surface. Using this box, Gus has five feet (including the 12 inches from the top of the piano down to the strings inside the piano) to work with for his piano sound. In this way, he has found it possible to get away from the unwanted sounds too close to the strings, without any loss of isolation. The sound Gus gets for Elton is described as a fairly distant, binaural, but clear piano sound.

By far the most commonly used tools for controlling the piano's sound is the combination of position in the studio, the position of the grand piano's adjustable lid, as well as the use of a variety of damping materials such as furniture blankets and other draperies. Essentially, how the lid and/or damping materials are arranged, in other words, how the piano is allowed to breathe, determines its ambience. Those who like the lid down often refer to a "tighter sound", "better isolation" and a "stronger bottom end". Those devotees of the open lid are heard to criticize the "too confined sound", "a lot of

unwanted mechanical noises", not the least of which being bottom build-up... boomy-ness. Admittedly, a consistent problem for the up-lid-ers is that of the piano player singing a live vocal.

Among those who do away with the lid completely is Bob Margoueff who prefers to record piano completely unfettered, and the only instrument in the main room.

ARRANGING THE PIANO

As we have seen the acoustic piano is an extremely expressive and versatile instrument. From a recording standpoint, after guitar, it is probably the instrument most represented on American and English pop music records of the last twenty years. The piano is extremely melodic — much more so than rhythmic — it lends itself easily to orchestration, and all things considered is probably the instrument most closely associated with modern-day English language pop songwriting.

From an arranging standpoint, the acoustic piano can do just about anything and can therefore be used just about everywhere. As a song's featured instrument, as *color*, just *trimming*, as a

... continued on page 48 —

32tr?

We had it FIRST. We have it NOW. We will have it TOMORROW.

- 32 & 40 Tracks on 2" tape
- 40 Tr. Signal to Noise — 64 db.
- Flutter — .03% weighted
- No Capstan or Pinch Roller
- Total weight less than 150 lbs.
- Over 7 years of 40 track experience
- Transport virtually eliminates tape wear.
- 10 Memory microprocessor auto locator.

CONTACT US FOR DETAILS ABOUT OUR 32 TRACK 2" RECORDERS

Professional 4,8,16,24,32, & 40 Track recorders by Stephens Electronics, Inc.




EXCLUSIVE EASTERN REPRESENTATION:


Valley Audio Services

DIVISION OF TODRANK TECHNICAL SYSTEMS, INC.

P.O. Box 40743 2821 Erica Place
Nashville, Tenn. 37204 (615) 383-4732



See our 32 Track 2" recorder in session at Bee Jay Recording; Orlando, Florida



TRAP UNDER

CEILING TRAP ENTRANCE

STUDIO

LOCK

6.3'9" (1938)

TRAP UNDER

STUDIO
CARPET FLOOR
CEILING TRAP

6.3' (341)

SCALE:	CLIENT:
TOLERANCES:	I. & M.
X -	CHECKED:
X -	APPROVED:
ES:	
UNIT DATE	
DWG. NO.:	REV.:
International Automated Media	
17422 MURPHY AVENUE • IRVINE, CALIFORNIA 92714	

from acoustic design
to down beat...

**Westlake
Audio**

6311 Wilshire Boulevard
Los Angeles, California 90048
424.318.65-0903
Telex 698645

PIANO TRAP FULL WEIGHT

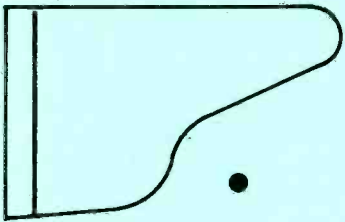
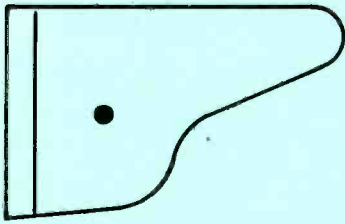
for additional information circle no. 31

R-e/p 47

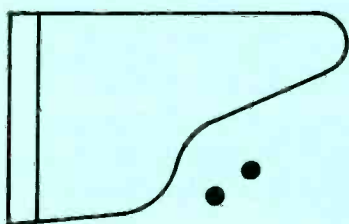
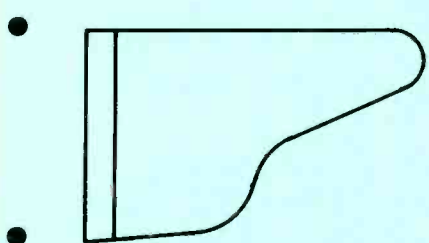
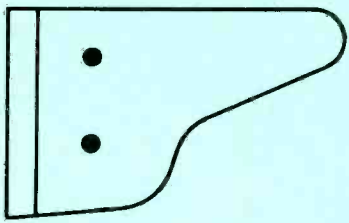
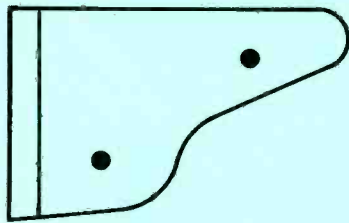
www.americanradiohistory.com

COMMON MICROPHONE POSITIONINGS

ONE MICROPHONE



TWO MICROPHONES



texture, solo . . . name it. The essential clue to its versatility is of course its huge range, extending 11 octaves from A, 39 notes below middle C to C, 48 notes above middle C. Each hand can play five or even more notes at once (though few players go higher than eight, total) and anything from single notes through fragments and into complex chords. Then, too, the piano can be played several ways although almost everyone plays it from behind the keyboard, depressing the keys with fingers, generating a traditional range of sounds. However, there are people, a good example would be Jim Price and the Doors, who have other ideas. It can be used in such a way as to sound like a cymbalon, by merely going back to the strings and plucking them with one's fingers, which is what Jim Price did for the intro of the Rolling Stones' "Moonlight Mile". Or, you can do, in the words of Bobby Krieger, "inside the piano-strings fooling around", as the Doors did on their avante-garde piece "Horse Lattitudes".

These aberrations aside, piano is a large instrument, and in most cases sounds like it. Most piano parts contribute a fair amount of notes, a lot of mass, and a lot of oomph to a song, meaning that it also has the potential to contribute considerable confusion as well. The solid-ness of the instrument plus the fact that he's undoubtedly playing a considerably greater number of notes than anybody else, probably in that same (middle) tonal range as most of the other instruments, makes it easy for the piano to simply wash-out the entire recording to a point where it is virtually impossible to hear what is going on. Additionally, there is the anomaly to contend with of the acoustic piano and the electric guitar, for some reason, can just naturally antagonize each other.

So, controlling the piano as a function of its size relative to the production at hand, as can be seen, is the job of both the arranger and the engineer. Simply stated, the piano can be described as either *little* or *big*. It's size most usually is a direct reflection of its importance to the song; if it is just trimming it would probably be small and would be taken mono for the mix; fairly important and it would be larger (very likely stereo); and if it were the featured instrument it might very well be recorded for large-spread stereo.

Not unlike other instruments, you'd

record, a *small* piano would have at least some of the following characteristics: one mike, close-miked, limited, rolled-off bottom/boosted top, mono, little level and echo in the mix. By contrast, a *big* piano would have among the following: multi-miked, close and distance miking, boosted lows, mids and highs, stereo, big spread, lots of level and echo in the mix.

MICROPHONES

Assuming some amount of elevated importance of the piano part in a song, current use of microphones would most often, these days, require two. Each one addressing what might be loosely described as the bass or treble, corresponding to the left and right-hand regions of the keyboard. Exact placement, as can be imagined, must be governed by the individual player; that cluster of variables called *dynamics*. What he is playing, from how soft to how loud. People like Billy Preston and Elton John are very hard, rhythmic players, and as a result have a strong attack, and a reasonably crisp sound to begin with. Another factor governing mike placement is where on the keyboard he's playing. Stevie Wonder and David Paich, say, do mostly block playing in the middle region, whereas others like Nicky Hopkins and Keith Emerson are extremely aerobic, moving all up and down the keyboard. In any case, dependent on the number of tracks available each mike would almost certainly be assigned to a separate track.

The practice of using one stereo microphone has its devotees, yet the criticism of those who have tried and discarded the single stereo mike is that it gives too even a pan, too little left/right separation, too little mixing flexibility.

There is considerable difference of opinion as to what happens when more than two microphones are used on piano. Bob Margouloff has found three microphones wholly unsatisfactory, leading to serious phase cancellation effects and problems in mastering. Others like Ken Scott regularly use three Neumann condenser mikes, finding it an entirely workable format. When a third mike is added it would more than likely be centered, both in terms of its positioning relative to the two other mikes, and being sent equally to both tracks on the tape. A third mike can, and is most often used to fill-in the hole that often appears in the center of a wide stereo perspective, or for ambience or texture if placed more

8 to 18 from 749...

TROUPER I Live Music Mixing System



INPUT FEATURES

- BALANCED MIC INPUTS
- HIGH Z LINE INPUTS
- IN/OUT JACKS
- 20dB ATTENUATION
- MONITOR SEND
- ECHO SEND
- 3-BAND GRAPHIC EQUALIZER
- SOLO/PREVIEW SWITCH
- LEVEL CONTROL

OUTPUT FEATURES

- SOLID STATE LED VU METER
- HEADPHONE JACK/LEVEL CONTROL
- BUILT IN SPRING REVERB
- HIGH/LOW CUT FILTERS
- HOUSE/MONITOR LEVEL CONTROLS
- HOUSE/MONITOR OUTS

See your local dealer or write for our free catalog:



A BSR COMPANY
742 Hampshire Rd.
Westlake Village, CA 91361
(805) 497-0766

TROUPER I Live Music Mixing System, expandable from 8 inputs (\$749 suggested retail value) to 18 inputs (\$1447 suggested retail value).

Pure Parametric Pleasure

Check Our Specs:

Controls: Large, easy to adjust
Operator Ease: Pure pleasure
Performance: Incredible
Quality: UREI, of course
Price: Unbelievable*

UREI's Model 545 is a pure parametric equalizer. From 15 Hz to 20 kHz, all parameters are continuously variable including two end cut filters. Boosts and cuts are truly reciprocal. Its a super tool for creative and corrective equalization. We do have a complete data sheet that we will be happy to send you, but you'll really have to try it to believe it . . . so pick one up from your UREI dealer.

*under \$400.00

UREI
QUALITY
OF COURSE



8460 San Fernando Road, Sun Valley, California 91352 (213) 767-1000
Exclusive export agent: Gotham Export Corporation, New York

distantly.

Four mikes are occasionally used, in which case they would more than likely be approached as two fairly symmetrical pairs, say, a close left and right augmented by a distant left and right. Tom Perry has used two up above the hammers, and two in the back. He considers that it worked for that particular tune. "It was okay — it wasn't startling."

MICROPHONE PLACEMENT

There are a number of basic regions from which the piano can be miked. It is most often miked from above. One mike generally goes right over the middle. The sound holes are occasionally used. There are usually three but on some models a number of smaller ones as well, function to help the piano sound project. Occasionally they prove effective for keying mike placement. Mikes have been placed around and sometimes in the sound holes (usually one mike over the middle hole in the mono days) but in recent times most people have had little luck with this placement except where the emphasis from this very localized pick-up of selected notes (strings) is the objective. In short, microphone placement in, or close to any of the holes produces uneven level and tone, selecting for the notes and frequencies directly beneath them, perhaps masking what is coming from the rest of the keyboard. Also, the sound in general is said to be constricted. Mack says, "The effect is not marvelous. Still it does work in cases where the player is playing right under the hole or holes being miked, and you want that kind of constricted sound."

The piano is often miked from any number of points around the periphery, lending a looser, funkier, roomier, old-timey kind of sound. The most common location is probably off to the right, near the middle of the curve to capture the sound deflected by the lid.

Mack used peripheral miking for some of the piano overdubs on the new E.L.O. album, with a Neumann KM-84 set to cardioid behind the player, and a tube style U-47 set to omni, three feet beyond the back of the piano, both mikes six feet off the ground.

Rarely is a piano miked from below, and when so, almost always for greater piano isolation.

The normal range of *close-miking* seems to be from 8 to 30 inches from the strings. Closer than 8 inches can produce undesirable components; uneven dynamics (the notes closest to

the mike being too loud), uneven perspective (too exaggerated a hole), and unwanted content. A piano too close-miked might reveal too much hammer sound as well as curious ringing, mushiness, wooliness.

In conditions of complete or nearly complete isolation, the acoustic piano can be fairly distantly miked. According to Andy Johns the piano on the Rolling Stones' "Moonlight Mile" was all alone in a completely empty room at Stargroves, having a wooden floor and plaster ceiling and walls, and miked with one U-87 four or five feet directly above the piano. The lid was completely off.

John Sandlin (the Allman Brothers, Bonnie Bramlett, Cowboy) often mikes Capricorn's nine foot Steinway (once the resident piano at Carnegie Hall) from 10 feet away on overdubs.

LIMITING

Limiting/compression was used for a time on the piano — particularly in England — but is not used that much any more. An integral part of the "English" piano sound, it lends what Jimmy Miller refers to as a "grindy" sound, as opposed to the "pure" or "open" sound. The Audio & Design and Neve limiters are reported to be

THE VARIOUS AESTHETIC QUALITIES OF THE ACOUSTIC PIANO AS RELATED TO EQUALIZATION

	BOOSTING
0 - 250 Hz.	: Warmth, roundness, rumble, fullness
250 Hz. - 1.5 kHz.	: Fullness, roundness, warmth
1.5 kHz. - 3.5 kHz.	: Hardness, metallic quality, edge, percussiveness
3.5 kHz. - 12 kHz.	: Sharpness, pointiness, crispness, edge, percussiveness
12 kHz. - and above	: Ringiness, noise, fuzziness
	CUTTING
0 - 1.5 kHz.	: Coldness, iciness, flatness, hardness, edge
1.5 kHz. - 3.5 kHz.	: Hollowness, percussiveness, coldness
3.5 kHz. - and above	: Drabness, roundness, murkiness

excellent on piano, as are the UREILA-2A's, LA-3A's, and 1176's.

EQUALIZATION

Having such a full tonal range, the piano responds well to equalization. Boosting under 100 Hz. can, as with most instruments, bring up rumble. And likewise, boosting above, say, 12 kHz. can emphasize what are probably unwanted overtones and cymbal leakage. Interestingly, a piano may be made to sound somewhat like a tack piano by cutting in the 1.5 to 3.5 kHz. region, which seems to remove the "fullness" or "body" of the notes, thus emphasizing the attack and leaving that "hollow" sound.

STEREO PIANO

Stereo piano emerged — quite incidentally, though — in the late 50's or early 60's. It was because some consoles back then didn't have a center buss, and so the best way to center the piano was to use two mikes and bring one up left and one right. The Doors did stereo piano on "Yes, the River Knows" (July 1968), but the institution of Stereo Piano didn't really begin until the 16-track era.

Stereo piano nowadays is probably the norm. It is usually medium-spread, and, in instances where piano is the song's main instrument and/or it's a record by a featured artist who plays piano, often given a full spread.

IOC™

The different overload indicator

A significant departure from traditional overload indicators is the Input-Output Comparator (IOC) now available on Crown D-150A and DC-300A amplifiers. The IOC reports all types of overload by telling the user that the output waveform no longer matches the input waveform. The IOC is so sensitive that overload and increased levels of distortion are reported before they are audible.

In the feedback system used in Crown amplifiers, the input IC is continually comparing input and output waveforms. If there is a difference, indicating a non-linearity in the amplifier, the input IC generates a correction signal.

If the output is distorted from some cause other than overload (for example, crossover distortion) the

correction signal will bring the output waveform into compliance with the input.

Overload, however, results from some circuit component operating beyond its linear range. The correction signal cannot change the characteristics of the component, so the input IC continues to generate a large correction signal. This will happen regardless of the kind of overload — clipping, TIM or the activating of the protection circuit by a defective load.

Crown amplifier design permits safe, undistorted operation at very high power levels into highly reactive or low impedance systems. With this in mind, it is obviously important to the user to know when unusual operating conditions may threaten to affect the sound by even the slightest

amount. The IOC is highly sensitive and detects distortion that is a great deal less than the .05% THD and IMD ratings of the D-150A and DC-300A. The user is thus notified about distortion before it is audible. The user also knows that the Crown IOC is reporting distortion of a music waveform, not just a laboratory test signal. Optimum gain for the D-150A or DC-300A in a specific system can be determined through observation of the IOC display and attention to the system level controls.

The IOC is available on all Crown DC-300A and D-150A amps manufactured after October, 1977. Because of its value in any music reproduction system, a factory retrofit is available for earlier units.

Write today for complete information about detecting overload differently... with Crown.



1718 W. Mishawaka Rd., Elkhart, IN 46514

the 3M system:

DIGITAL AUDIO RECORDING

Jack Mullin, one of the pioneers of the recording industry in the U.S. said it just last month: "From this moment, the future has to be digital." Jack was reacting to the demonstration of a commercial mastering system introduced by 3M Company at the New York AES Show. Jack, having been associated with 3M for many years, is naturally enthusiastic about that firm's accomplishments, and we might think his comments were unduly prejudiced.

But every indication is that his comments were not inflated. 3M seems to have pulled it off, introducing a practical 32-track digital mastering system which uses one-inch tape. The system was developed in conjunction with the British Broadcasting Corporation, which also has been deep into digital for many years.

WHY DIGITAL — DIGITAL VERSUS ANALOG

Digital recording offers a complete absence of flutter; timing

errors; print-through; amplitude variations caused by tape or minor contact loss, or both; modulation noise caused by high-frequency (scrape) flutter (Figure 1); and erasure problems.

Besides, digital technology has very favorable specifications for a number of characteristics:

— Signal-to-noise ratio greater than 90 dB without noise reduction systems.

— Harmonic and intermodulation distortion less than 0.03 per cent above 100 Hz. at maximum input/output level (+28 dBm), and across the entire passband with levels not exceeding +15 dBm (Figure 2).

— Crosstalk down to 90 dB or more between any two tracks, in the worst case, including the sync mode.

Finally, digital technology offers a bandwidth of 20 kHz. and has excellent track-to-track uniformity.

DIGITAL PRACTICALITY

Digital recording, at least in

theory, is not new. The possibilities of noise-free, distortionless audio recording have been apparent for some time. But the big stumbling block has been to develop it on a practical basis.

A great deal of digital experimentation has taken place — Soundstream, Nippon Columbia, Sony, Mitsubishi are names that come to mind.

The contributions of these developers is not to be minimized. But, it would seem, there are two areas where the 3M/BBC development is extremely significant: the new system has a sampling rate of 50,000 per second, and it has only one track per audio channel.

The sampling rate is important to fidelity. Sampling simply means the amplitude measurement of the electrical output of an analog waveform to derive a digital value. Obviously, the more often you sample the original music — how thin you slice it — the more faithfully you re-create the original. If you

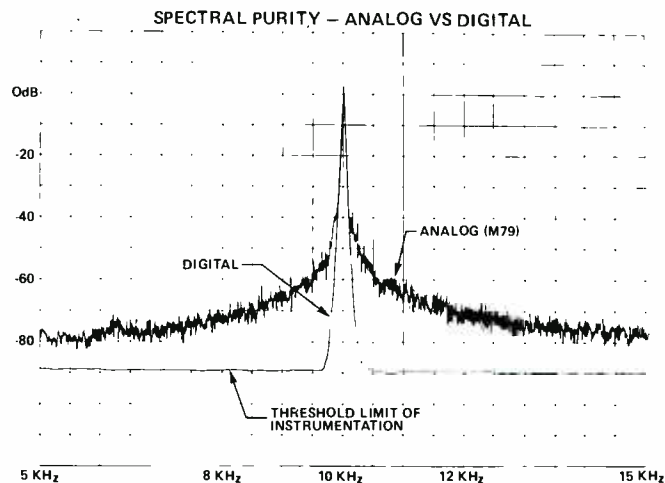


Figure 1: Modulation Noise caused by high frequency (scrape) flutter (a spectral purity problem).

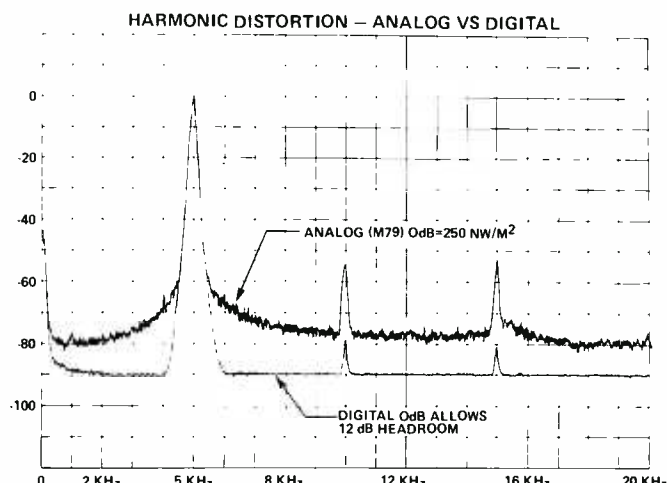


Figure 2: Harmonic Distortion <0.03% above 100 Hz. at maximum input/output level (+28 dBm) . . . across the entire passband with levels not exceeding +15 dBm. On analog recorders, distortion is typically specified at 3% at a single frequency at maximum record level.

*In this studio,
you don't get a second take.*



When you perform in front of a live audience, you put everything on the line.

That's why you're so careful in selecting sound reinforcement equipment. Because once the music starts, you can't afford to have it stop.

At Yamaha, we know that the show must go on. Regardless.


That's why we designed our PM-1000 Series mixing consoles to the highest standard of quality and reliability. Professional.

Whether it's our 16-, 24-, or 32-channel model, the PM-1000 Series is capable of surviving the kind of punishment and abuse that only "the road" can dish out.

Tough isn't enough. Realizing that every job has different sound requirements, Yamaha also designed the PM-1000 Series for maximum flexibility. With


features like an exclusive 4x4 matrix with level controls that allows four independent mono mixes.

There's also the complete complement of controls you'd expect to find on the most sophisticated consoles. Transformer isolated inputs and outputs. Dual echo send busses. An input level attenuator that takes the +4dB line level to -60dB mike level in 11 steps. Plus 5-frequency equalization. To give you plenty of headroom for clean, undistorted sound, the PM-1000 can drive a 600 ohm load to +22½dBm.

Get your band on the wagon. All around the world — night after night, gig after gig — you'll find Yamaha mixing consoles the choice of more and more professionals. People who don't regard professional quality as a luxury, but as a necessity. Your Yamaha pro sound dealer can give you all the reasons why you should join them.  **YAMAHA**

Q.
What's smaller
than a breadbox,
tells the truth,
and won't
flutter your RFI
or wow
your wallet?

A. **FIDELIPAC®**
WOW &
FLUTTER METER.



For less than \$350.00 you can have a portable, solid-state instrument that quickly and accurately measures the wow, flutter and drift characteristics of any sound reproducing device . . . cartridge or reel-to-reel tape recorder, turntable, film chain, etc. It's easily connected to your equipment and features a standard phone output jack for oscilloscope connection as well as a self contained switchable weighting filter. With its internal precision 3,150 Hz reference oscillator and its complete immunity to EMI and RFI, Fidelipac's Model 65-390 Wow and Flutter Meter is truly indispensable for your test bench or studio.

For more information,
contact Fidelipac or your local
Fidelipac distributor.

ELECTRONICS by
FIDELIPAC®



109 Gather Drive
Mt. Laurel, NJ 08057
(609) 235-3511

*Trademark

sample at the rate of 100 times per second, electronically it is much easier, but the fidelity is poor. Each order of magnitude in sampling rate makes a tremendous difference.

Some systems have gone to 30,000 times per second. But one rule of thumb says that the rate should be more than double the highest audio frequency you plan to sample; thus, 30,000 means an audio ceiling of 15 kHz. — and more likely, 12 to 14 kHz. The 50,000 rate used in the 3M/BBC system means a ceiling

of 20 kHz. or better — which permits overtones and other intricacies of tone typical of full-concert performances. Certainly, 20 kHz. is beyond the range of most humans.

Then, the practical convenience of only one track per audio channel is good news to studio mastering engineers, because of the ease of mixing and dubbing. Further, the 3M/BBC system puts 32 tracks on one inch of tape — unheard of before! — yet runs at a practical speed: 45 ips.

DATA PROCESSING TO DIGITAL RECORDING

CONCEPT CONVERSION KIT:

Digital technology, including error correction, is the backbone of the data-processing industry. To readers with a digital background, "parity", "cyclic redundancy check" and some other concepts may be no problem. But to help those without such a background, the obviously oversimplified "kit" is offered as a "bit" of help.

BINARY NUMBERS

Electronic manipulation of numbers uses the lowest range of numbers: two. Only 0's and 1's are used to make up the numbers in even the most complex digital system. This is because the numbers are easily represented by the binary state of electronic circuits: on or off, positive or negative, magnetically "north" or "south", etc. Larger numbers are simply made up (as are our "normal" numbers) by putting the binary digits ("bits") in order of magnitude:

0 = 0; 1 = 1; 10 = 2; 11 = 3, etc.

A value of any size can be represented by binary numbers if enough are put into place. Each order of magnitude is twice the adjacent one; thus, a 16-bit word as used in the 3M Digital Audio Mastering System can hold any value up to 64,536.

PARITY

This is a technique to ensure correct transmission or storage of bits in electronic systems. It's something like "odd man out" when you match for coffee. The corresponding bits of two binary numbers are compared, and a third — parity — word is created, whose corresponding bit depends upon what the other two are. In the 3M system, if both "data" bits are the same, the parity bit generated is a "0"; if they are dissimilar, the parity bit generated is a "1". Then, later on — at playback, or at the other end of a transmission — the corresponding bits are compared. With the "ground rules" by which they were originally compared and the parity bit generated, it is possible to re-create a bit in a missing or "damaged" word.

DATA PLACEMENT ON TAPE

Since digital notations are simply groupings of numbers, related ones can be on non-adjacent locations on a tape. As long as any digital "word" — a specifically identified digital grouping — can be "labeled" in some manner, it can (within limits) be at any place on a tape and yet routed into the proper "stall" for parity comparison or other treatment. Conversely, words can be routed from temporary storage circuitry to specified positions on tape.

PARITY COMPARISON

DATA 1	WORDS 2	(SAME) (OPP)	RESULTING PARITY WORD	DATA 1	WORDS 2	PARITY WORD
0	0	(SAME)	0	0	0	0
0	1	(OPP)	1	X	1	1
1	1	(SAME)	0	1	1	0
1	0	(OPP)	1	1	0	1
0	0	(SAME)	0	0	X	0
0	0	(SAME)	0	0	0	0
1	1	(SAME)	0	1	1	0
		(ETC.)				

SINCE PARITY BIT IS 1, AND W₂ BIT IS 1, THIS MUST BE 0.

SINCE PARITY BIT IS 0, AND W₁ BIT IS 0, THIS MUST BE 0.


RECORDING —
GENERATION

PLAYBACK —
ERROR CORRECTION

Introducing the Series 1600. A new philosophy in console design.


Sound Workshop has created a high-performance, automation-ready audio mixing console available in several mainframe sizes, all fully expandable to a maximum configuration of 36 x 32. Ranging in price from \$10,000 to over \$50,000, the Series 1600 is the new alternative for intelligent studio planning.

The Series 1600 Audio Mixing Console represents a new philosophy of console design. A philosophy that directs itself not only to the performance and function of the console itself, but also to an intelligent studio design plan... one that fulfills the needs and wants of producers and engineers today, while considering the economic factors necessary to keep up with the state of the art tomorrow.



Sound Workshop Professional Audio Products, Inc.
1040 Northern Blvd., Roslyn, New York 11576 (516) 621-6710
Bringing the technology within everyone's reach.

16 x 16 for \$7,950!



tangent 3216

Tangent proudly announces the 3216, an exciting and versatile professional console!


Boasting a clean, transparent sound, the 3216 offers expansive flexibility and powerful equalization.

And the 3216 has the same silent operation as the other Tangent consoles hailed as "astonishingly quiet" by *Modern Recording!*

Call or write today for complete information.

Tangent
musical engineering
2810 south 24th street
phoenix, arizona 85034
602-267-0653

The New 3M Digital Audio Mastering System . . . records 32 audio channels on special 1" tape. This unit and the system's 2/4 track recorder (not shown) are each comparable in size and style to present day professional recorders.



Close-up view of the operator's panel of the 32 channel, one inch digital recorder showing operational controls including built-in electronic position addressing.

The control panel can be lifted out of the recorder cabinet for use at nearby remote locations.

Other developers have traditionally been plagued by the need to have redundancy of up to four tracks per channel, or excessively high speed — or both — to compensate for drop-outs.

As 3M developers explain, there was close cooperation between 3M equipment designers and 3M magnetic tape specialists, so that one of the major development studies concerned itself with the realistic incidence of drop-outs and their distribution on tape. Armed with the statistics which could tell the probabilities of drop-outs, the equipment designers could undertake to build an error-correction system that is compatible with those probabilities.

3M, a pioneer in magnetic tape, could draw on its experience in audio, video, and scientific instrumentation tape and equipment — both for statistics, and to develop the best tape for the new digital system.

The streamlined error correction system that resulted is what permits the single track, practical-speed mastering recorder that 3M plans to start placing in commercial studios

in 1978. What's the secret? Here's a brief description.

THE ERROR CORRECTION SYSTEM

The 3M Digital Audio Mastering System requires only a "50 per cent redundancy", compared to the two-times redundancy typical of some earlier systems. This is what makes the single-track configuration possible. Each 16-bit digital word needs essentially only eight "redundant" bits to ensure its accuracy. Packing 28,000 bits per linear inch then allows the relatively slow speed of 45 ips.

The recording circuitry is block-diagrammed in Figure 3A. Analog signals from the microphone are amplified, routed through an anti-alias or low-pass filter to reject spurious frequencies which could beat against the 50 kHz. sampling rate and cause unwanted audio frequencies, then into the A-D converter and the recording encode circuitry. The recording mode is delay-modulation or MFM; the encode circuitry also generates the parity word for each two data words compared and then puts the

component words down on the track (the order must be defined, but words generated in sequence by the analog sampling need not be adjacent on tape).

Figure 4 shows further detail of the record encode function. Parity comparison is made of two data words which are not adjacent — thus, a dust particle or other problem causing a drop-out is statistically most likely to interfere with only one of the two words being parity-compared, because the other is physically distant from the first.

The two non-adjacent words are compared and a parity word is generated. The record encode circuitry holds and assembles digitized data into blocks comprising 16 data words, eight parity words, a cyclic-redundancy check (CRC) word and a sync word. The latter two, shorter than 16 bits, mark the border between one block and the next, and insert CRC signals which later can be used to flag an error in the block.

Digital data, as it is generated and organized by the record encode circuitry, is laid on the tape (analog "sine" wave) with no "awareness"

The Under — \$700 Reverb

Orban/Parasound's dual-channel 111B combines solid, industrial-quality construction with unique signal processing and an unmatched pedigree. Since the first Orban/Parasound reverb was introduced in 1970, the line has been acclaimed for its outstanding cost/performance ratio. The fourth-generation 111B reflects every year of our experience in its combination of sound and features.

Standard are built-in bass and "quasi-parametric" mid-range equalizers, our exclusive "floating threshold limiter" that minimizes spring twang and eliminates overload distortion, dual outputs (use the 111B regardless of whether your mixer has echo send/return facilities), and 115/230 volt AC power supply. Standard also are the sophisticated electronics that provide bright, super-clean sound with extraordinarily low noise. We reduce "flutter" to the vanishing point by using four (not just two) springs per channel. And special mu-metal shields eliminate the hum that usually

plagues low-cost spring reverb. As always, you can count on Orban/Parasound's reliability and prompt service.

Although the 111B interfaces perfectly with "home-studio mixers," its quality makes it equally at home in professional studios, radio stations, and travelling shows. Its rugged construction stands up to the rigors of the road, and many top acts carry Orban/Parasound Reverberation with them on tour.

If you're serious about sound and quality, the 111B is your only choice below \$700. And if your cheaper consumer-quality reverb doesn't quite cut it any more, now is the time to step up to Orban/Parasound's professional performance.

For more information on the 111B Dual Reverb, see your local Orban/Parasound dealer or contact



orban/parasound

680 Beach Street, San Francisco, Ca. 94109 (415) 673-4544

that errors may be encountered, but in a manner that permits their detection.

The playback circuitry, block-diagrammed in Figure 3B, is the inverse of the recording circuitry but has the additional burden of dealing with potential errors.

Pre-amp, equalizer and bit-sync circuitry massage the analog bits as they are played off the tape, ensuring that they are in phase and of proper amplitude to be read as a digital non-return-to-zero (NRZ) code.

The time base corrector (TBC)

eliminates flutter and wow problems. Words are stored temporarily, and gated out of the TBC under control of a crystal oscillator. At the same time, the comparison between their arrival rate (determined by tape speed) and the clock results in servo signals which ensure that their average arrival rate remains within bounds — there is neither a data lag nor pile-up of any significance.

The error corrector examines each block of 16 data words and eight parity words, looking first at the CRC word. CRC logic compares

the played-back block with the recorded block and triggers further error-correction circuitry into action if necessary. The details of the CRC logic are not being divulged, but an extremely oversimplified analogy could be something like this: if you were going to add up a long list of numbers derived from, say, sales tickets, the first check would be to see that the number of counting bits in the block, is able to indicate whether a problem caused by drop-outs has occurred.

If such an error has occurred, a run through of the data words in that block is in order. The comparison allows the reconstruction of "damaged" words (See the "Concept Conversion Kit" accompanying this article) so that an error is not in existence by the time the words reach the D-A converter.

In cases where a pair of drop-outs is so located that *both* data words are clobbered, reconstruction is impossible. Statistics are on the side of the listener, though, because 3M has found this sort of problem occurs very rarely. When it does, the playback system simply mutes for

FIGURE 3A.

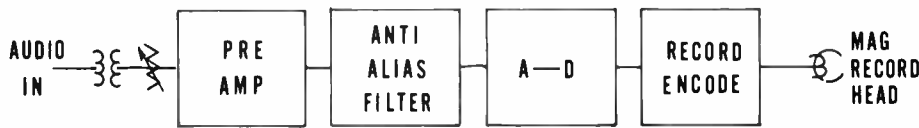
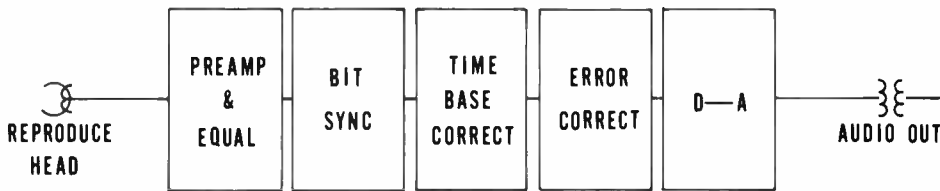


FIGURE 3B.



GREAT GAUSS . . .

121.5 db AT 4 FEET!



OUR NEW 10" LOUDSPEAKER

For further information contact:

Cetec Audio

FOR THE EDUCATED EAR.

Cetec Audio
A Division of Cetec Corporation
13035 Saticoy Street
North Hollywood, CA. 91605
Telephone: (213) 875-1900
TWX: 9104992669

Cetec, U.K.
Sapphire House
16 Uxbridge Road
Ealing, London W5 2BP England
Telephone: 01-579-9145
Telex: (851) 935847

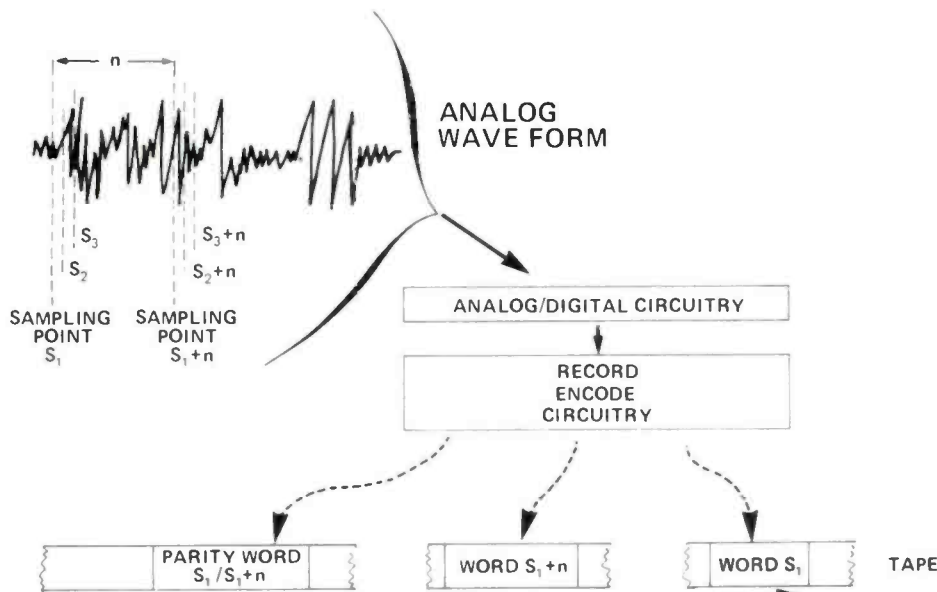


FIGURE 4. SIMPLIFIED ERROR - CORRECTION SYSTEM MAP

requiring time and talent that could better be put to other use. In the digital system, since the signal laid down on the track is less complex, there are only a few adjustments necessary such as the input signal amplitude, which is a simple go/no-go setting, and the signal level sent to the record head.

As Jack Mullin put it, all the "old bugaboos" of S/N, headroom, wow/flutter, distortion and many others are absent with digital. This is especially important in multi-track mixdown, because even with the best analog systems, there is a small loss every time a track is dubbed. Digital systems don't copy — they re-create an original signal according to the ideal specifications

The claim has been made that there have been three epochal milestones since Edison and Berliner began the recording phenomenon a century ago: the plating/pressing technology of making copies (1877), the shift from acoustic to electronic mastering (1925) and the practical utilization of digital technology (1977). It looks as though these claims may be correct.

an extremely brief interval.

THE RESULTS

The new system works, as the demonstration at the AES proved. The 3M/BBC effort brought about a recorder that looks and acts like those the recording industry is already familiar with. Theoretically, the new machine could simply

replace a present analog multi-track recorder (while providing more tracks than were previously available).

Another important advantage claimed for the digital system should be of great interest to professional engineers: simplified maintenance. Tweaking an analog recorder is an arduous process in some shops,

The only professional stereo reverberation system for under 500 dollars.

Sound Workshop
PROFESSIONAL AUDIO PRODUCTS

It Sounds Better.

The Sound Workshop 242A Stereo Reverberation System . . . \$450.
The Sound Workshop 242AB (Transformer Balanced Outputs) . . . \$500.

Sound Workshop Professional Audio Products, Inc., 1040 Northern Blvd., Roslyn, New York 11576 (516)-621-6710

TOWARD MICROPHONE TRANSPARANCY

by Paul C. Buff

The problem is this: How to amplify the microphone with absolute transparency?

The term transparency indicates many things, or to be correct about it, the absence of many things. Like noise, distortion, saturation, phase errors, frequency discrimination and other electronic or magnetic effects which color the sound picture offered by the mike.

To satisfy the requirements for professional use, a microphone amplifier must also maintain a balanced line structure, have excellent common mode rejection and be able to accommodate signals ranging from a whisper, to the line levels produced by an over zealous drummer miked at 2".

Last but not least, the amplifier must accept the mike at its own impedance, and, ideally, should be invisible to the mike, that is to say, the amplifier should present an input impedance which is very high and which is uniform throughout the frequency spectrum.

TRANSFORMERS

We have been indoctrinated to turn to the transformer

as a solution to most of these requirements because, after all, it does a pretty good job. Pretty good, that's the key word. Let's see how it really stacks up against today's desired level of performance, let alone tomorrow's.

The first job, in fact the only job a mike transformer does is to *transfer* the electrical *power* of the microphone from one realm of impedance and ground structure to another. I emphasize the words "transfer power" to dispel the ugly rumor that transformers exhibit some magical ability to give "free" (noiseless) gain. Some "engineers" even give them credit for producing signal-to-noise ratios higher than that produced at the microphone itself!

Transformers can, and do, give *voltage* gain (with the accompanying current loss), but *cannot*, and do not amplify. In all cases, passing a signal through a transformer results in a *loss of power*.

That good stuff in the mike is not voltage, it is *power*. A very minute amount of power that hovers a few scant decibels above the unescapable floor of thermal noise. What is thermal noise? It is the effect of the earth's warmth agitating the electrons in any electrical conductor. The

**Studer introduces the A80/RC
the quality defies comparison...
the price invites it**



From now on you don't have to pay more money to get Studer quality. The new Studer A80/RC two-channel recorder costs the same as or less than two of the other three popular names.

It sounds unbelievable. And it is the most perfect machine you can buy for any two-channel application you can think of.

Because nothing but a machine created by Willi Studer records, plays, handles, and lasts like a machine created by Willi Studer.

Now you have a choice: you can pay less for an A80/RC and get more tape recorder, or pay more for another brand and get less tape recorder.

Visit Studer for a hands-on experience with the A80/RC or for full information, call:

STUDER REVOX

Studer Revox America, Inc., 1819 Broadway, Nashville, Tennessee 37203 / (615) 329-9576 ■ In Canada: Studer Revox Canada, Ltd. / (416) 423-2831

for additional information circle no. 42

www.americanradiohistory.com

R-e/p 61

absolute maximum signal-to-noise ratio is in the mike element itself, and is limited by the thermal noise produced within the same element. We cannot improve upon this ratio, we can only hope to preserve it. If any of the signal is lost on the way to the amplifier, the S/N ratio is irrevocably degraded and cannot be recovered.

A TYPICAL MIKE TRANSFORMER HAS AN INSERTION LOSS OF AROUND 2 dB

Reduce your optimum signal-to-noise ratio by this amount.

Since a transformer has, in addition to the desired inductance effects, stray capacitance, it must employ terminating resistors on its windings in order to dampen resonant effects produced by the resultant L/C circuits. These resistors, as well as certain core losses and inductive and capacitive reactances appear as a power absorbing shunt circuit across the microphone element. An effective 1,200 ohm termination across a 150 ohm mike serves to absorb 11% of the potential power. Scratch another 1/2 dB signal-to-noise ratio.

So far, we've lost right about 45% of the potential signal power, and we're just getting to the amplifier. Let's see what else has happened along the way.

A TYPICAL MIKE TRANSFORMER PRODUCES FREQUENCY AND PHASE ERRORS

Those stray L/C circuits have, of course, introduced a certain amount of deviation from an ideal phase and frequency curve, as well as causing some degree of ringing and overshoot. They have also caused variations in the loading presented to the mike, thereby disturbing its frequency response.

A paradox exists in practical transformer design wherein an attempt to achieve the high inductance needed for the lower frequencies is always foiled by a corresponding deterioration in high frequency performance, due to increased capacitance. Consequently, the low end suffers the effects of insufficient inductance, which are manifested in phase errors, frequency rolloffs and, due to core effects, a low end frequency response which changes with the applied signal level.

A TYPICAL MIKE TRANSFORMER EXHIBITS IM AND THD DISTORTIONS

In order to minimize losses at low signal levels, the core is made of a magnetically highly sensitive material. A transformer core is a highly non-linear device. As the signal level gets higher, the core characteristics change, and eventually the core saturates. Core saturation inherently occurs earliest at the low frequencies (which just happen to be the ones usually containing the most power in music). It is not uncommon to find unacceptable amounts of IM distortion from signal sources which aren't really that loud, but which contain strong low frequency components. (Ever notice your cymbals buzzing with each bass drum lick?)

MIKE TRANSFORMERS HUM

A transformer is basically a coil of wire around a super-sensitive magnetic core. All the ingredients needed for a magnetic field detector. Mount the device in a nice strong field, such as a control room, and you've got hum. Special winding techniques and triple mu-metal shields help, but there's still a measurable hum component left.

MIKE TRANSFORMERS EXHIBIT RESTRICTED COMMON MODE REJECTION

In a balanced system, unwanted noise signals are induced into the cable in such a manner as to be of equal magnitude and polarity on both signal lines. If this equality can be preserved, the noise signals may be cancelled. The degree of cancellation is commonly referred to as Common Mode Rejection Ratio, or CMRR.

Theoretically, a transformer can completely reject common mode signals. In practice, however, the CMRR of most mike transformers is reduced to around 60 dB to 85 dB, and is frequency dependent, due to inequalities in the winding orientation and to stray capacities.

It's pretty clear to see that the good old transformer is not really up to the caliber of performance desired by today's pro-audioite.

I.C. MIKE PRE-AMPS

Now that we've examined the mike transformer, let's couple it to a monolithic op-amp representative of types

What you see is what you get...

The MRL Calibration Graph is your proof of the quality control that goes into every MRL Reproducer Calibration Tape. We guarantee each one to exceed the performance requirements of IEC, NAB, AES, and EIA Standards.

MRL Calibration Tapes are designed and supported by experts in magnetic recording and audio standardization... we helped write the standards. Each tape comes with detailed instructions and application notes.


The MRL catalog includes tapes for all studio applications. In addition to the usual spot-frequency tapes, we make single-tone tapes, rapid-swept frequency tapes, wideband or 1/3rd octave-band pink random noise tapes, and difference-method azimuth-setup tapes. Most are available from stock.

For a catalog and a list of over 60 dealers in the USA and Canada, contact J. G. (Jay) McKnight at

Magnetic Reference Laboratory, Inc.
229 Polaris Ave., Suite 4
Mountain View, CA 94043
(415) 965-8187
Exclusive Export Agent: Gotham Export Corp.,
New York, NY

Tape Fluxivity Level vs Value in Tapes (overcast) / dB

RH60 RADIAL HORNS



Meet the Community sixty degree radials, the horns for high definition, understandable sound. The horn pictured is our RH60, the midrange mainstay of the large system. We've recently added two new sixty degree horns to our line for HF and VHF projection, the SRH60 and the SQ60.

Some people still think that our horns and cabinets look a little strange, perhaps not realizing that at Community shape and construction are determined by the laws of physics, not marketing, packaging or the almighty

dollar. For instance, you can see that the mouth of the RH60 is considerably taller than that of comparable sixty degree horns. Why? Well, if a horn is to act as a wave guide at its lower operative frequencies (which it is) it must have a tall mouth to support the larger wave forms generated near crossover. The idea of a thin, wide-mouthed radial may be pleasing in terms of packaging and handling, but it is a convenience that does not pay off in operation. Some conveniences that do pay off in operation are one-piece

construction, low resonance, high strength-to-weight ratios and the meticulously executed design that characterizes a Community horn.

Would you like more information? We recently published a catalog which details the performance of all Community products. Already it has been called a must for anyone wishing to design a sound system on a professional level. Please write or call to order.

RESPONSE AND SPL

RH60-A	DRIVER: GAUSS HF4000	BANDWIDTH PINKNOISE: 250Hz-16KHz
1 Watt @ 1 Meter 107.24 dB-SPL		1 Watt @ 4 Feet 107.28 dB-SPL
-12 -7 -6 -4 -3 -1 0 +1 -1 -2 -1 -3 -5 -5 -9 -9 -9 -13 -17		

Hz 40 50 63 80 100 125 160 200 250 315 400 500 630 800 1K 1.25 1.6 2.0 2.5 3.15 4.0 5.0 6.3 8.0 10.0 12.5 16.0 KHz

SRH60-B	DRIVER: ALTEC 288.16G	BANDWIDTH PINKNOISE: 350Hz-16KHz
1 Watt @ 1 Meter 108.99 dB-SPL		1 Watt @ 4 Feet 105.52 dB-SPL
-10 -6 -4 -2 0 0 0 0 0 -2 -2 -4 -8 -8 -6 -10 -12		

Hz 40 50 63 80 100 125 160 200 250 315 400 500 630 800 1K 1.25 1.6 2.0 2.5 3.15 4.0 5.0 6.3 8.0 10.0 12.5 16.0 KHz

SQ60-C	DRIVER: EMILAR EA. 175.16	BANDWIDTH PINKNOISE: 800Hz-16KHz
1 Watt @ 1 Meter 103.85 dB-SPL		1 Watt @ 4 Feet 102.14 dB-SPL
-6 -2 -2 0 0 +2 0 0 0 -2 -2 -5 -12 -16		

Hz 40 50 63 80 100 125 160 200 250 315 400 500 630 800 1K 1.25 1.6 2.0 2.5 3.15 4.0 5.0 6.3 8.0 10.0 12.5 16.0 KHz

Community

Community Light & Sound, Inc. 5701 Grays Avenue Philadelphia, PA 19143 (215) 727-0900

used in many of today's consoles.¹

In order to evaluate the performance, I will conduct a complete and accurate analysis, based upon the op-amps published specifications.¹ For this analysis, I will assume that the gain control is set for the maximum gain (40 dB) (R5 = 300 ohms). It is at this gain that, while the circuit produces the highest output noise, it provides its minimum NOISE FIGURE.

NOISE FIGURE, or NF, is, in simple terms the amount by which an amplifier degrades the signal-to-noise ratio theoretically possible at its input. A NF of 0 dB indicates a completely noiseless amplifier.

NOISE ANALYSIS OF FIGURE 1

There are a total of 6 sources of noise produced in the circuit, excluding any additional sources such as power supply hum or cable induced noise. The 6 sources are uncorrelated sources of essentially "white noise", and as such may be combined on the basis of additive power as implied by the formula:

$$E_t^2 = E_1^2 + E_2^2 + E_n^2$$

The 6 noise sources mentioned are:

- E₁ = The thermal noise of the source resistance (point A). (The theoretical minimum noise of the circuit.)
- E₂ = The thermal noise of the resistors at point B.
- E₃ = The op-amps characteristic noise voltage at point A.
- E₄ = The op-amps characteristic noise voltage at point B.
- E₅ = The noise voltage produced by the op-amps characteristic noise current flowing through the impedance at point A.
- E₆ = The noise voltage produced by the op-amps characteristic noise current flowing through the resistance at point B.

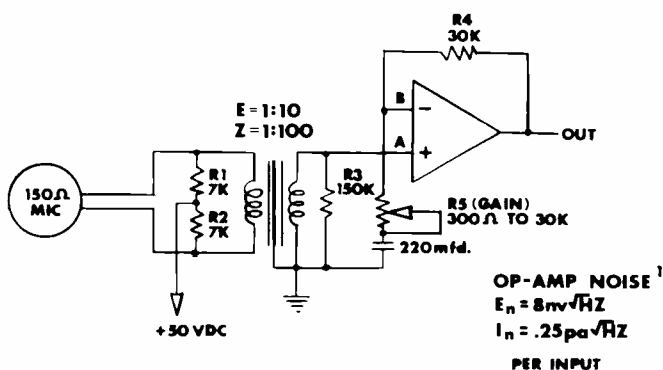


Figure 1: Typical Transformer Coupled Microphone Pre-amplifier.

All of the noise sources are, by nature, essentially white noise. The calculations will be done using a 20 Hz. to 20 kHz. bandwidth.

Noise source E₁:

The formula for determining thermal noise is $E_t^2 = 4KTRB$, wherein:

- K = 1.38×10^{-23} (Boltzmann's Constant)
- T = Absolute temperature in Kelvin
- R = Resistance in ohms
- B = Absolute bandwidth in Hertz

For the circuit of Figure 1, using a typical mike

transformer², the total effective source resistance, including the reflected impedance of the microphone, the transformer resistance and the shunt dampening resistance, equals approximately 17 Kohms. (The exact impedance is not critical to the calculation.) Assuming a room temperature of 300K (also not critical), and a bandwidth of 20 kHz., the theoretical minimum (thermal noise) voltage $E_1 = 10^{-6}$ vrms.

$$2.373 \times 10^{-6} \text{ volts at } 17\text{Kohms} = 110.27 \text{ dBv, or } -124.79 \text{ dBme.}$$

Noise source E₂:

Applying the same formula to the parallel combination of R4 and R5 (at pot position R5 = 300 ohms), the thermal noise $E_2 = .315 \times 10^{-6}$ vrms.

Noise source E₃:

At the stated 8nv $\sqrt{\text{Hz}}$, $E_3 = 8\text{nv} \times \sqrt{20,000} = 1.131 \times 10^{-6}$ vrms.

Noise source E₄:

E₄ is equal to E₃ = 1.131×10^{-6} vrms.

Noise source E₅:

E₅ is derived by the formula $E = IR$, wherein $I = .25 \times 10^{-12} \times \sqrt{20,000}$ and $R = 17 \text{ Kohms}$. E₅ then = $.601 \times 10^{-6}$ vrms.

Noise source E₆:

E₆ is equal to $.25 \times 10^{-12} \times \sqrt{20,000} \times 300 \text{ ohms}$, or $E_6 = 75 \times 10^{-12}$ vrms.

Applying the formula $E_{\text{total}}^2 = E_1^2 + E_2^2 + E_3^2 + E_4^2 + E_5^2 + E_6^2$, the total noise present at the amplifier input = 2.941×10^{-6} vrms, or -108.41 dBv, or -122.93 dBme.

Since the theoretical minimum noise (thermal noise of the source) is -124.79 dBme, while the actual circuit input noise is -122.93 dBme, the circuit has added 1.86 dB of noise to the signal, and thus has a NOISE FIGURE of 1.86 dB.

ADDING IT UP

If we take the 1.86 dB S/N lost in the amplifier and add the 2.5 dB or so loss in the transformer, we have lost a total of over 4 dB S/N ratio over what is available from the microphone under ideal conditions. Since the accurately stated Theoretical Minimum Noise for a 20 kHz. bandwidth is -124.79 dBm, the Equivalent Input Noise for the transformer coupled mike pre-amp just described is about -120.4 dBme and it may theoretically be improved by 4.4 dB.

Isn't it ironic that the published E.I.N. of many consoles is -129 dBm? Then, of course, we have one manufacturer who claims his equipment is 3½ times quieter than even these figures. I hope that my companion article on interpreting noise specs (in this issue) will shed some light on this subject.

ALTERNATIVES

Obviously, the first order of business is to eliminate the input transformer, and couple the mike directly to the amplifier. This has been suggested and tried in the past, without impressive results. Let's analyze the classic approaches for doing this, and find out why they won't work.

In each of the following examples we will assume the op-

¹ Harris HA911 op-amp

² Jensen Transformer



9 outstanding reasons why you should choose Otari

1. MX-5050-2S Two-Channel Half-Track Popular worldwide • 15 & 7½ or 7½ & 3¾ ips • Optional dc capstan servo • Also reproduces quarter-track • Other features listed below.

2. MX-5050-FL One-Channel Full-Track • 7½ & 3¾ ips • Also reproduces two-track.

3. MX-5050-QXHD Four-Channel Quarter-Inch 15 & 7½ ips • Variable speed ($\pm 7\%$) dc capstan servo • Other features same as two-track.

4. MX-5050-8D Eight-Channel Half-Inch Full eight track performance and features • 15 & 7½ ips • Variable speed ($\pm 7\%$) dc capstan servo.

5. Mark II-2 Two-Channel Quarter-Inch All MX-5050 features plus: • Separate transport and electronics • 15 & 7½ ips • Variable speed ($\pm 7\%$) dc capstan servo.

6. Mark II-4 Four-Channel Half-Inch Same features as Mark II-2.

7. MX-7308 Eight-Channel One-Inch Compatible one-inch eight-track format • 30 & 15 ips • Reel tension servo • Long life heads • Floor console.

Call or write for full specifications and pricing.

OTARI

8. ARS-1000 Automated Radio Station Reproducer Two speeds 7½ & 3¾ ips • Two channel stereo • Ruggedized for continuous operation.

9. DP-4050 8:1 In-Cassette Duplicator Easily operated • Open-reel master (7½ or 3¾) and six slaves • Six C30's in under two minutes.

All Otari recorders feature:

- Professional quality and reliability
- Selective reproduce on all channels
- 600 ohm +4 dBm outputs
- XLR connectors • 19 dBm headroom
- Motion sensing • Edit and cue
- Built in test tones • Portable, rack, or console mounting

amp used is a high performance discrete transistor device exhibiting a low noise voltage of $3\text{nv} \sqrt{\text{Hz}}$, a noise current of $.5\text{pa} \sqrt{\text{Hz}}$ and having a unity gain bandwidth of 10 MHz.

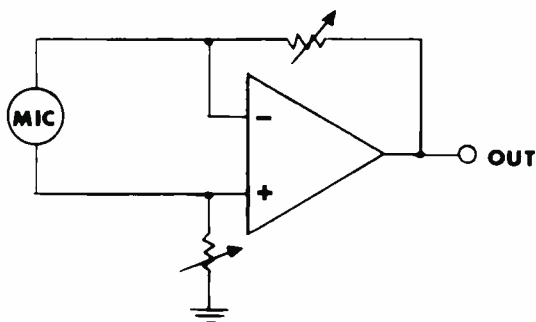


Figure 2: Single Op-amp Direct Coupled Microphone Pre-amplifier.

Although the circuit of Figure 2 is theoretically capable of good CMRR, the two input signal lines see unequal impedances. When the mike cable is subjected to external noise fields, the current induced is not common mode (not of equal magnitude), and thus will not be rejected with any precision.

Due to the relatively high noise voltage of even a good discrete op-amp, a poor noise figure of 9.15 dB is obtained.

In order to provide a true balanced input impedance, and the resultant high CMRR, the circuit of Figure 3 has enjoyed wide use in precision instrumentation applications.

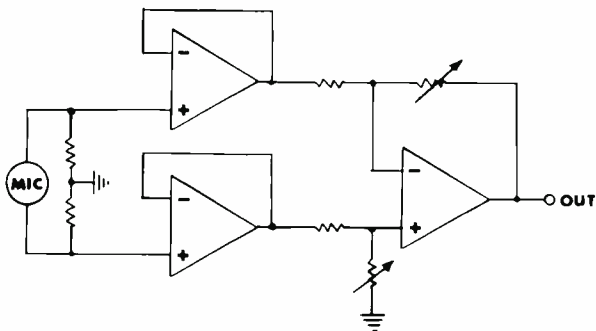


Figure 3: Instrumentation Amplifier Type Direct Coupled Microphone Pre-amplifier.

For use as a mike pre-amp, however, the circuit of Figure 3 is dead before you even build it. A total of 8 significant noise sources, plus 6 insignificant ones, yield a total noise figure of around 14 dB.

GAIN, DISTORTION AND FREQUENCY RESPONSE

With either of the above circuits, due to the 10 MHz bandwidth of the op-amps, the amount of 20 kHz feedback at 40 dB of gain would come to only 14 dB, thereby making 40 dB about the maximum circuit gain for acceptable high frequency performance. Since 55 dB to 60 dB of gain is required for professional use, additional amplification would be necessary. In order to cover an adjustable gain range of, say +10 dB to +60 dB, a multi-gang switching scheme must be used, since the ratios of at least 3 sets of resistors must be switched to cover this range. It is also important to note that in both of the examples, the resistor ratios must be held in exact balance (.001%) in order to maintain a CMRR of 100 dB. It is then impractical

to vary these elements.

A FRESH APPROACH

Using previously known techniques in attempting to eliminate mike input transformers is obviously not going to work. The designer must explore new concepts using, of course, those components which are currently available at reasonable cost.

Suppose we were to pose the following question to the top experts in the field of applied pro-audio: "What would it take, in numbers, to realize a transparent microphone amplifier. That is to say, one whose audible performance would not materially differ from that of a 'wire with gain'."

I believe that after we canned the ones that said, "Response from D.C. to light, no distortion, no noise," the answer would come close to this:

1. "The device must work with professional 150 ohm balanced mikes."
2. "The device must not alter the frequency response, phase characteristics or other timbre related microphone parameters."
3. "The device should be able to accept, without padding, the output of any professional mike, under any condition of studio use."
4. "Related to #2 and #3 above, the device should introduce less than .01% distortion, IM or THD, even at line input levels."
5. "The device should add no more than 1 dB S/N beyond what is potentially available at the mike itself, including losses from loading."
6. "The device should exhibit a frequency range and full power bandwidth beyond 100 kHz, and must not be frequency discriminatory in its mike loading pattern."
7. "The device should exhibit a CMRR in excess of 100 dB, and must maintain a precise equilibrium of balance at its input in order to discourage non-common mode noise induction."
8. "The device should have an adjustable gain range of from under 10 dB to over 60 dB, and must conform to all other requirements while operating within this gain range."

With the requirements thus known, we set about to attempt to meet or exceed them. Our approach was, of necessity, one of scrutinizing the data books for semiconductor devices whose parameters, when configured in previously untried ways, might fill the bill. An intense period of theorizing, prototyping, testing, recalibrating the test equipment and re-testing and, yes indeed, listening to microphones ultimately resulted in the device to be described.

No magic or specmanship is involved. The device does not go "beyond the theoretical limits" (although it comes mighty close in some areas). The measured performance coincides precisely with what theory says the device should do.

INTRODUCING THE TRANS-AMP™

Specifically, the Valley People, Inc., Trans-Amp™ is a differential in/differential out amplifier optimized for extremely low noise and distortion when employed in a balanced format at very low impedances.

Unlike the familiar op-amp configuration, the Trans-Amp™ employs a pair of symmetrically opposed feedback loops, which return to internal circuit ports, rather than to the signal input ports. This feedback geometry leaves the

Who makes the ideal real-time acoustics analyzer?

Characteristics of the Ideal Analyzer	B&K Model 2131	GenRad Model 1921	Nicolet Model 444-163
1. Both 1/3 and 1/1 oct. capability	YES (but requires rerun of data)	NO (1/3 oct. only)	YES (from one run of data)
2. Built-in narrowband analysis to localize noise sources, detect sharp "notches" and "peaks"	NO	NO	YES (400-element analysis included in same unit with dual averager memories)
3. Wide frequency coverage	42 1/3-octaves 1.6 - 20 kHz (opt. to 160 kHz)	30 1/3-octaves (typ. 25 Hz - 20 kHz or other 10 octaves from 1.6 Hz to 80 kHz)	42 1/3-octaves in 5 ranges from 6.3 Hz - 80 kHz (opt. L: 8 ranges from .63 Hz)
4. Filter shapes meet international standards	ANSI Class III (1/3) and Class II (1/1)	Same	Same
5. Compares, equalizes, or calculates transmission loss from 2 stored spectra	NO (two spectra held but only visual comparison)	NO (stores only one spectrum)	YES (stores two 1/3 oct. and two 400-line spectra, and displays differences or ratios)
6. Mass storage and recall of past spectra, equalization curves, and test standards	NO	NO	YES (including difference and ratio comparisons with current spectra using Model 144 Digital Tape Recorder)
7. Capability of interfacing with computer/calculator to convert to Sones, Loudness, perceived noise, etc.	YES	YES	YES (simple, inexpensive calculator interface option)
8. Single, portable unit of minimum weight	one rack-mounted unit of 64 lbs.	3 separate units of 113 lbs.	one portable unit of 45 lbs.
9. Average non-stationary data in exponential or peak hold modes (as well as RMS linear mode)	YES	NO	YES
10. Automatic capture, display and narrowband analysis of transients	NO	NO	YES

Data on competitive equipment is based on the latest available published specifications.

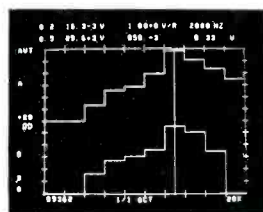
A glance at the chart will show you. It's not B & K. It's not GenRad. It's Nicolet.

The Nicolet 444-163 all-digital FFT 1/3 octave dual-memory analyzer is the most versatile, the only one with **all** the characteristics the ideal real-time acoustics analyzer must have. Why these characteristics? Because an acoustics analyzer has to **solve problems** like these:

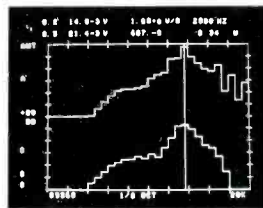
- What is the **sound transmission loss** of this material?
- How does my product's "**free field**" noise spectra differ from spec?
- What mechanisms in my product are the **major sources of noise**?
- **Which machine** (or part of a machine) in my factory needs quieting?
- Is the **response and distortion** of my amplifier, speaker, etc., in spec?
- What is the maximum **passby noise** of my vehicle, aircraft, etc.?
- What is my product noise in terms of **SONES, LOUDNESS** or **PERCEIVED NOISE**?

The characteristics we have chosen for the chart are the ones which will help you solve these problems faster, easier, and more completely.

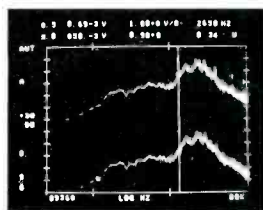
The final characteristic necessary for the ideal analyzer is reasonable price. The NICOLET Analyzer has that too. Call Joe Deery, Sales Manager, for a demonstration at **your** facility on **your** data.




Dual Octave Spectra.



Dual 1/3-Octave Spectra.



Dual 400-Line Spectra.



Nicolet Model 444-163 with "digitally calculated" precise A-weighting.



Originators of Ubiquitous® Analyzers

245 Livingston St., Northvale, NJ 07647 Tel. (201) 767-7100. TWX: 710 991 9619
U.K. Tel. (0926) 44451 and 44452. Germany Tel. (0611) 812075. Canada Tel. (416) 625-3901.

signal input ports configured as a high impedance balanced bridging input.

A proprietary arrangement of input transistors results in two important situations which affect the noise performance of the device, as follows:

1. The total noise voltage of each input port is reduced to .05nv Hz. (about 1/6 that of typical discrete transistor op-amps, or about 1/20 that of typical monolithic op-amps.)

2. The configuration effectively cancels most of the noise contributed by the transistor noise currents, when fed from a floating input source. (Such as a microphone.)

In terms of tangible results, the total noise figure of the Trans-Amp™ in a typical transformerless mike pre-amp

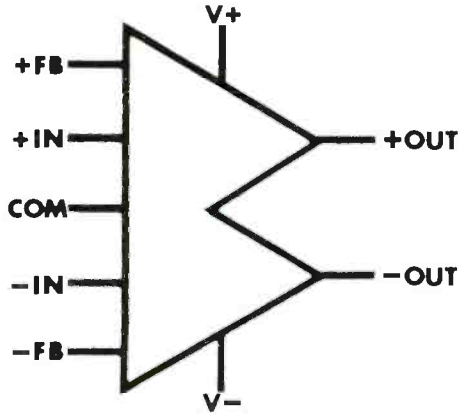


Figure 4: Symbolic Representation of the TRANS-AMP™.

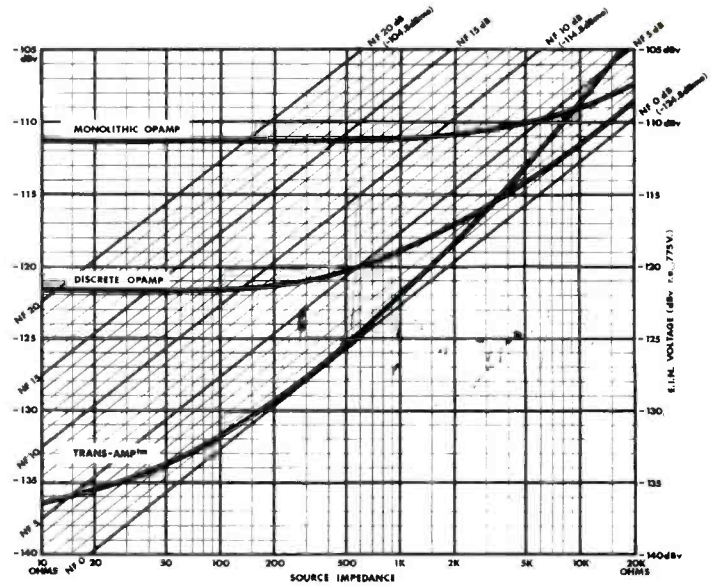


Figure 5: Graph Depicting Equivalent Input Noise of the TRANS-AMP™, vs. Typical Monolithic and Discrete Transistor Op-amps. (Broadband Noise from 20 Hz to 20 kHz). Graph Indicates Total Input Noise In Typical Operating Circuits, in terms of dBm, dBm and Noise Figure (NF).

configuration is .5 dB, when fed from a 150 ohm source. (See Figure 5.) This means that the signal-to-noise ratio is within 1/2 dB of what is theoretically possible, with any amplifier. Of further interest is that the Noise Figure remains under 1.8 dB for microphones as low as 50 ohms, or as high as 3.5 Kohms.

GAIN BANDWIDTH

A second major attribute of the Trans-Amp™ configuration is its ability to alter its effective open loop

Better Vocal Quality Begins Here.

Orban/Parasound's 516EC Dynamic Sibilance Controller is the key to the remarkable new vocal quality heard on many of today's biggest hits. The 516EC solves the long-standing conflict between high frequency boost on vocal tracks and excessive sibilance. For the first time, producers have been able to compress and equalize vocals for maximum presence and impact, while letting the 516EC hold "esses" to an ideal level. That's why the 516EC is considered indispensable in virtually every major studio.

The 516EC's success was assured by two fundamental virtues: outstanding performance and ease-of-use. Operation is so automatic that there is only one user control—a sibilance level adjust. De-essing is constant over an input level range of 15 dB or better. Noise and distortion

meet highest contemporary studio equipment standards. For once, a piece of equipment *simplifies* a mixer's life!

The 516EC contains three independent de-essing channels, making it ideal for motion picture re-recording as well as recording studio use. And its \$595 price makes the competitive edge it provides affordable by anyone seriously into commercial recording. For more information, see your local Orban/Parasound dealer or contact us directly.

orban/parasound

680 Beach Street, San Francisco, CA 94109
(415) 673-4544



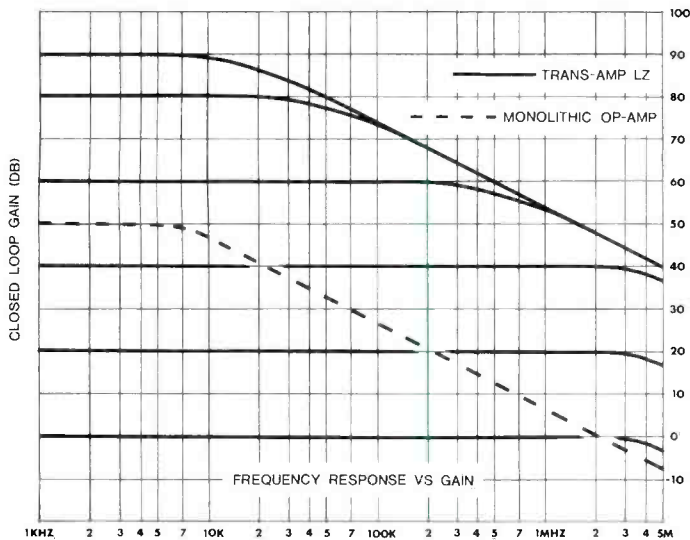


Figure 6: TRANS-AMP™ Bandwidth Characteristics vs. Typical Op-amp.

bandwidth as required by the selected closed loop circuit gain. As the closed loop gain is adjusted upward from unity gain, the open loop bandwidth changes from an initial 5 mHz. point, upward to a maximum of .5 gHz (500 mHz.) This action allows stability over an extremely wide range of closed loop gains and results in unusually high bandwidths at high gain settings. (.5 mHz. @ 60 dB gain — See Figure 6.)

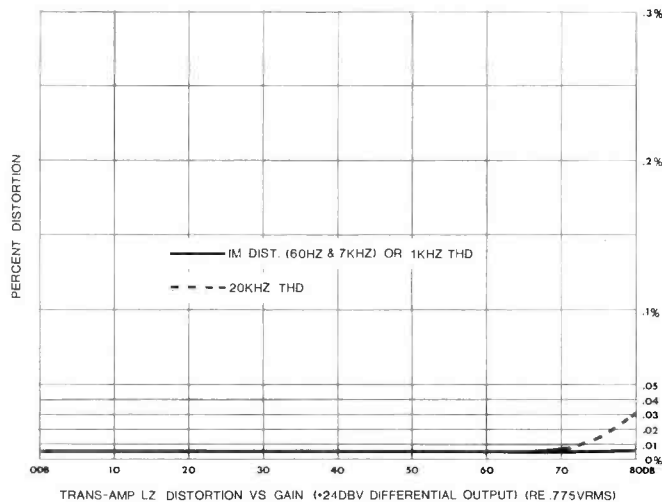
The variable open loop bandwidth phenominon is also an important factor in meeting the requirements for minimum T.I.M. distortion.

GAIN RANGE/INPUT OVERLOAD/DISTORTION


When used in the suggested mike pre-amp circuit of Figure 8, the gain is continuously variable from 6 dB to 70 dB, using a single potentiometer. When set for the minimum gain of 6 dB, a level of +21 dBv may be applied directly to the input without saturation effects, or increased distortion. It is therefore unnecessary to employ pads, as input overload from microphone sources is impossible.

At the maximum gain of 70 dB, no deterioration of bandwidth or distortion parameters is evident. (At 70 dB gain the bandwidth is in excess of 150 kHz.) Throughout the variable gain range the distortion products, either

Figure 7: TRANS-AMP™ Distortion Characteristics.



THE 19" PARKING SPACE



In this 19" parking space there is ample room for an impressive array of the kind of equipment successful studios need.

You choose the unit combination that suits your need and budget.

Parking lot flexibility means that as your business grows so can your SCAMP system.

Simply add the units you need, when you want them.

There's nothing like it on the market.

This space reserved for:

- S 03 Sweep Equaliser
- F 300 Expander-Gate
- S 01 Compressor-Limiter
- S 02 Microphone Pre-amp
- S 04 Parametric Equaliser
- S 05 Dynamic Noise Filter
- S 06 Dynamic Noise Filter
- S 07 Octave Equaliser
- S 14 Quad PPM l.e.d column
- S 23 Auto-PAN effects module
- S 24 ADT/ Flanger
- S 27 Dual Electronic Crossover



audio & design recording inc.
P.O. Box 23047, Honolulu 96822,
Hawaii, U.S.A.
Telephone: (808) 845 7226.

for additional information circle no. 48

www.americanradiohistory.com

R-e/p 69

THD or IM, remain below .01% (typically .005%), including 20 kHz. THD.

The Trans-Amp™ exhibits a differential output capability of +27 dBV, with full power bandwidth exceeding 150 kHz. (Differential slew rate of 26v/usec.)

INPUT IMPEDANCE/BALANCE/CMRR

The Trans-Amp™ presents a precisely balanced 100 Kohm differential input impedance to the microphone, while presenting a 25 Kohm impedance to ground for common mode signals. This results in essentially a zero loading factor so that the full potential output of the mike may be realized, both in terms of signal-to-noise ratio as well as frequency response. The configuration also insures that any external noise induced is coherent on both signal lines, and therefore rejectable. The Trans-Amp™ can be trimmed to produce a CMRR well in excess of 100 dB (typically 120 dB).

LOW FREQUENCY CONSIDERATION

The Trans-Amp™ is internally A.C. coupled, thus eliminating the need for external coupling or feedback capacitors, except in phantom powered systems. The effective low frequency unity gain bandwidth is .0003 Hz., allowing response down to 1 Hz. at 70 dB of gain.

PACKAGING/EXTERNAL CIRCUITRY

The Trans-Amp™ is packaged in a 1¼" x 1¼" x .550" epoxy module. It requires bipolar 15 volts @ 8 ma. In most applications, the differential outputs of the Trans-Amp™ must be combined into a conventional op-amp, in order to produce a single ended output and to maximize the

CMRR. Although the choice of coupling op-amps will affect the maximum output voltage, slew rates and frequency range, they will have little or no effect on noise characteristics.

An excellent, and inexpensive, choice would be the Signetics NE5534 series, while the Texas Instruments TL-071 series (under \$1.00) will suffice in many applications.

OTHER TRANS-AMP™ APPLICATIONS

While the bulk of this text has been devoted to mike pre-amp uses, it is obvious that the Trans-Amp™ has powerful applications in other areas of amplification. One of these is shown schematically in Figure 9. As can be seen in Figure 9, the Trans-Amp™ can be converted to a differential input current summing amplifier, by the simple expedient of grounding the signal input ports and feeding the signal into the feedback ports. In this configuration, all parameters of noise, gain, bandwidth and slew rate will remain the same

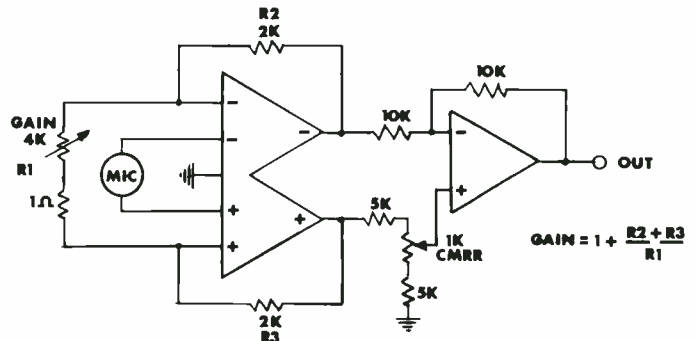



Figure 8: TRANS-AMP™ In Typical Configuration as a Direct Coupled Microphone Pre-amplifier.



SERIES 4000 ACTIVE EQUALIZER

FEATURES:

- 27 1/3 octave bands on ISO centers from 40 Hz through 16 kHz.
- 10 dB boost or cut on continuous control. Equal Q in both boost and cut conditions.
- Variable high-pass filter from 20 Hz to 160 Hz with 12 dB/octave roll-off.
- Filter Q optimized for best summation with adjacent bands.

- Noise guaranteed to be -90 dBm or better.
 - Sealed Mil-Spec pots.
 - EQ IN/EQ OUT switch on front panel
- PLUS OPTIONAL CROSSOVERS FOR BI-AMPING!**
- Dual buffered outputs for bi-amp operation.
 - Accessory socket to permit insertion of 12 dB/oct. or 18 dB/oct. low level crossover for bi-amp outputs.

THE MONITOR EQUALIZER!

ALSO:

- SERIES 4200 ACTIVE CUT ONLY EQUALIZER
 - SERIES 4100 STEREO OCTAVE BAND EQUALIZER
- ANALYZERS**
- MODEL 140 1/3 OCTAVE ANALYZER FOR ROOM EQ
 - MODEL 142 A SIGNAL MONITOR
 - MODEL 150 OCTAVE BAND ANALYZER

White instruments, incorporated

P.O. Box 698 AUSTIN TEXAS 78767
PHONE AREA 512/892-0752

as described for mike pre-amp use. The input impedance will now, however, revert to a virtual ground current summing point. In typical op-amp active combining networks, summing, say 40 inputs @ 10 Kohms, the effective source resistance to the op-amp is in the area of 250 ohms, much too low to match the optimum noise impedance of the op-amp. (Typically around 10 Kohms to 50 Kohms.) The result, of course, is a significant decrease in S/N ratio over what is possible. A second fault lies in the fact that as more and more inputs are combined, the bandwidth of the ACN changes dramatically, while high frequency distortion components increase, due to decreased feedback.

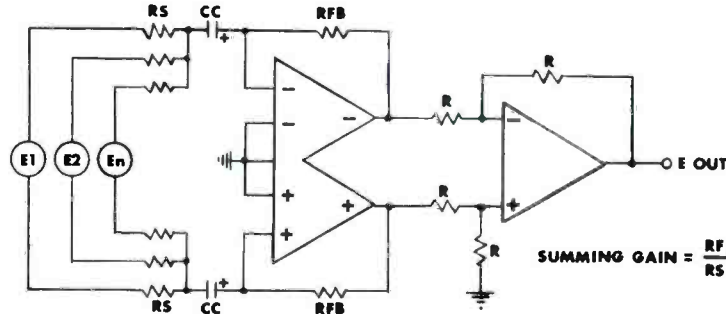


Figure 9: TRANS-AMP™ In Typical Configuration as a Balanced Differential Active Combining Amplifier. (Current Summing Amplifier)

In ACN service, the Trans-Amp™, besides offering the noise rejection qualities gained by differential summing, can offer up to 20 dB less buss noise. Because of its gain proportional bandwidth, no change in bandwidth (5 mHz.)




or distortion will occur as the number of inputs is increased from one to one hundred.

The Trans-Amp™ is also quite capable, due to its Noise Figure, of combining inputs at gains higher than unity, thereby easing the output requirements of the driving sources.

More obvious applications for the device may be found in tape head amplification, phono cartridge pre-amps, line input stages and a host of instrumentation, medical, geophysical and aerospace applications.

Valley People, Inc., offers an evaluation kit consisting of the Trans-Amp™, together with all required external circuitry required to configure the circuits described in this text, for \$35.00. Delivery of sample quantities is two weeks, production quantities available in 4 to 6 weeks, ARO. Pricing in O.E.M. quantities is under \$20.00.



Sound Columns not shown

Equalized Natural Sound Ambience . . . THE 'SUPER C' MASTER-ROOM

True Natural Sound Ambience characteristics have made Master-Room the chamber preferred by "Masters of the Recording Art" throughout the world. Go east or west, from Memphis to Moscow you will find Master-Room in the finest of studios and with the best of groups on the road.

'Super C' models combine this exceptional performance with effective equalization controls.


Each fully independent stereo channel features variable decay, separate reverb/direct (dry signal) mix controls, and provides the typical smooth response (without the necessity for limiting) that has made Master-Room the number one choice in performance.

Originators of the Natural Sound
Reverberation Chamber.



MICMIX Audio Products Inc.
2995 Ladybird, Dallas, TX 75220 (214) 352-3811

New Products



SOUND WORKSHOP INTRODUCES MODULAR AUTOMATED CONSOLE

Calling it a new philosophy of console design, Sound Workshop has announced its new Series 1600 Automated Mixing Console. Featuring a fully modular mainframe, the Series 1600 may be purchased in configurations from 12 x 8 up to 36 x 32. All configurations may be expanded up to full capability by adding mainframe

expander sections.

The console is available with the complete automation package installed, or the automation may be added at any time. The automation retro-fit is accomplished in 2 steps. The first is the addition of VCA Automation Control Cards to each input module, permitting VCA Input Sub-grouping. The second step is the addition of the Sound Workshop Automation Processor, allowing full level and mute

automation. Sound Workshop's automation system is compatible with MCI's current automation system.

The console is not designed around the standard I/O module, but rather has a separate input module and output module which interfaces electrically and mechanically to form one unit. In addition, both the equalizer and the send assign matrix are separate internal subassemblies, allowing ease of service, as well as a choice of equalizers. Two equalizers are presently available; one is a 3 band, peak/dip type with 4 frequencies per band; the other is a 3 band parametric with a 20:1 frequency sweep and 4 "Q" positions per band.

Console interface is simplified by the unique design of the modular patch bay. All jacks associated with a given Input/Output Channel are mounted on a separate removable PC board. All connections are by heavy-duty Molex connectors. The patch will be available separately for use with all consoles.

The Sound Workshop Series 1600 is fully balanced on all inputs and on all Track outputs. State-of-the-art circuitry is used throughout yielding superior sonic qualities and specifications. Frequency response: +0, -1/2 dB (20 Hz. - 20 kHz., up to +26 dBm out). Maximum output: +26 dBm. THD (Mike-in to Track-out): less than .07% (+26 dBm, 20 kHz.) typically less than .03%. IM Distortion: less than .02%, typically less than .008%. Mike Equivalent Input Noise: -129 dBm, DC-20 kHz., UNWTD.


The Series 1600 ranges in price from \$10,000 to over \$60,000 depending on configuration and options. Initial orders are being shipped in February.

SOUND WORKSHOP
1040 NORTHERN BOULEVARD
ROSLYN, NY 11576
516/621-6710

for additional information circle no. 52

Best of the 8-Buss Boards for Quality, Specs & Value

The QM-128 (12 inputs) and 168 (16 inputs) are compact consoles built to professional standards. They can be used for multi-track recording, overdubbing, and mix-down as well as simultaneous mix-down and overdubbing. A combination of the latest in electronic technology, innovative design and highest quality components, lets Quantum offer you performance and value at a surprisingly modest price.



- 12 or 16 input channels; 1 Mic & 1 Line In per channel
- 8-track monitor mix (16-track optional, QM-168)
- 6-frequency, 3-knob EQ • 2 echo send & 2 cue busses
- Solo & Mute buttons on each input
- Patch point for accessories • Talkback mic
- Panning between odd & even numbered output chans.
- Options: Phantom power & Walnut cabinet

QM-128 (shown above): \$4,700 QM-168: \$5,900



QUANTUM
AUDIO LABS, INC.

1905 Riverside Drive, Glendale, California 91201
Telephone (213) 841-0970

Quantum Audio Labs is an independent manufacturer and is not affiliated with any retail stores.

SPECIFICATIONS

Input Level (nominal):
-50dBm mic, +4dBm line
Output Level: +4dBm nominal,
+18dBm max
Overall Gain: 67dB max
Frequency Response: ±1dB 20Hz
to 20kHz
Distortion: <0.1% THD,
+18dBm, 20Hz to 20kHz
Noise: -127dBm EIN 20Hz
to 20kHz
Equalization: LOW ±12dB at
100Hz (S)* or 300Hz (P)*
MID ±12dB at 800Hz (P)
or 1.8kHz (P)
HIGH ±12dB at 4kHz (P)
or 12kHz (S)

* (S=shelving, P=peaking)

AMPEX SEARCH TO CUE ACCESSORY INTRODUCED

A new multi-point search-to-cue and tape timing accessory that provides up to 20-cue storage capability for a variety of mixdown and overdubbing operations has been introduced by Ampex Corporation for use with Ampex ATR-100 and MM-1200 audio recorders.

A 10-button keyboard panel and a cue store control allow access to a

Modern sound reinforcement is reaching a level of sophistication that demands only the most critically engineered, high performance equipment available. That's why so many professionals are buying Peavey.

The Peavey line of precision sound reinforcement equipment is the result of years of research and development by a group of

the industry's most knowledgeable sound engineers, designers, and acoustic consultants.




Creating professional, state-of-the-art products at reasonable prices is what Peavey is famous for. Musicians the world over have come to expect value and performance from equipment bearing the Peavey name. We're proud of that reputation. Our new line

of sound reinforcement gear reflects that pride.

See your Peavey Dealer. He'll show you why the Pros are buying Peavey's value and performance. We think you'll come to the same conclusions.



Peavey Electronics Corporation
711 A Street / Meridian, Mississippi 39301



PEAVEY



digital memory array that is a key feature. The keyboard is used to store up to 20 cues in memory and to recall them as desired.

Three separate time displays show tape time, memory time, and keyboard entry time. (The time displays are alternately available through the main LED readout.) An additional display shows current cue reference. The main time display automatically returns to tape time upon reaching the desired memory time or cue.

The keyboard includes a separate

"0/10" button that shifts cue access from the first to the second group of ten memories. This one-key access to memories 11 through 20 is especially helpful during multiple cueing on-the-fly.

The operator can abort the search-to-cue mode with either the stop control on the recorder or with the tape time control.

Zero reference can be set anywhere on the tape, as well as at the beginning of the first selection. The zero point determines the location of all

subsequently introduced cues. A "Dual-Side-of-Zero" search permits access to any of up to 20 previously set cues which may be located before or after the zero reference; this is accomplished at full shuttle speed (fast forward or rewind).

The approach-to-cue is controlled in a proportional trajectory in the search mode, eliminating overshoot and aiding in gentler tape handling by the recorder. An added convenience feature allows the operator to pre-select either "play" or "stop" upon arrival at the recalled cue.

The multi-point search-to-cue is compatible with all Ampex ATR-100 and MM-1200 series recorders. It is priced at less than \$2,000. Deliveries will begin in December.

AMPEX CORPORATION
401 BROADWAY
REDWOOD CITY, CA 94063

for additional information circle no. 54

QUANTUM QA-201
STEREO REVERB

The QA-201 is a professional, moderately priced stereo reverberation chamber. It utilizes two Accutronics reverb units which provides two completely independent channels. Each chamber has a volume control and high frequency tone control. A compressor/limiter circuit is included which permits optimum drive to each chamber. A unique overload indicator senses three different points in the circuit to detect possible overload.

The QA-201 accepts input levels



from -20 dBm to +18 dBm. Each input uses a unique balanced circuit with a minimum of 60 dB common mode rejection. Both XLR connectors and 3 circuit phone jack connectors are provided on the rear panel for interface with any balanced or unbalanced external equipment.

QUANTUM AUDIO LABS, INC.
1905 RIVERSIDE DRIVE
GLENDALE, CA 91201
213/841-0970

for additional information circle no. 56

CUSTOM AUDIO
ELECTRONICS XPC-16

XPC Series audio mixing consoles from Custom Audio Electronics feature Totally Modular™ construction, i.e. no mainframe; no motherboards.

NEW!



Model 1100

Line/Microphone Audio Mixer

Six Line/Microphone Inputs • Phono Preamplifier, RIAA Equalization
 Monaural Output • Monitor Output
 Rack Mountable • Transformer Isolation
 Equalization • VU Meter

OUTSTANDING GUARANTEED PERFORMANCE
IMMEDIATE DELIVERY — ECONOMICALLY PRICED

Specifications may be obtained from:

SPECTRA SONICS

LEADER IN ADVANCED TECHNOLOGY



770 Wall Avenue, Ogden, Utah 84404 • (801) 392-7531

PLEASE PRINT LEGIBLY

USE THIS CARD FOR MORE FACTS ON ITEMS SEEN IN THIS ISSUE

Name _____ Title _____

Company _____

Address _____

City _____ State _____ Zip

--	--	--	--	--

PLEASE CHECK APPROPRIATE CATEGORY:

- | | |
|--|---|
| <p>1) Was this copy addressed to you personally? <input type="checkbox"/> Yes <input type="checkbox"/> No</p> <p>2) Are you professionally involved with magnetic recording? <input type="checkbox"/> Yes <input type="checkbox"/> No</p> <p>3) Which of the following best describes your primary relationship to the professional audio business?</p> <p><input type="checkbox"/> Recording Studio <input type="checkbox"/> Sound Reinforcement</p> <p><input type="checkbox"/> Producer <input type="checkbox"/> Sound Contractor</p> <p><input type="checkbox"/> Other _____</p> | <p>4) Which of the following describes the functions you regularly perform?</p> <p><input type="checkbox"/> Owner/Manager <input type="checkbox"/> Producer</p> <p><input type="checkbox"/> Mixer <input type="checkbox"/> Disc Cutter</p> <p><input type="checkbox"/> Maintenance Engineer <input type="checkbox"/> Remote Recording</p> <p><input type="checkbox"/> Video/Movie Recording <input type="checkbox"/> Sound Reinforcement</p> <p><input type="checkbox"/> Production Quantity Tape Duplicating</p> <p><input type="checkbox"/> Other _____</p> |
|--|---|

SEND INFORMATION ON ITEMS CIRCLED BELOW:

1	2	3	4	5	6	7	8	9	10	11	12	13	14	15	16	17	18	19	20
21	22	23	24	25	26	27	28	29	30	31	32	33	34	35	36	37	38	39	40
41	42	43	44	45	46	47	48	49	50	51	52	53	54	55	56	57	58	59	60
61	62	63	64	65	66	67	68	69	70	71	72	73	74	75	76	77	78	79	80
81	82	83	84	85	86	87	88	89	90	91	92	93	94	95	96	97	98	99	100
101	102	103	104	105	106	107	108	109	110	111	112	113	114	115	116	117	118	119	120

FIRST CLASS
Permit
No. 51772
Los Angeles, CA

BUSINESS REPLY MAIL

No Postage Stamp Necessary if Mailed in the United States

Postage will be Paid by

RECORDING
engineer/producer

BOX 24B80 *
LOS ANGELES, CA 90024

* Please Note: This address is for Reader Service only.
Address other correspondence to P.O. Box 2449, Hollywood, CA 90028.

AMEK

SYSTEMS AND CONTROLS LIMITED



WHERE AMEK HAS BEEN:
 Village Way Studio, England
 Regents Park Recording Company, England
 Berry Street Studios, England
 Utopia Studios, England
 Slater Sound Studio, Australia
 Castle Sound, England
 Wembley Conference Center, England

WHERE AMEK IS GOING:
 Sierra Pacific Recording Studios, California
 Don Costa Productions, California
 Music Annex Recording Studios, California
 Sun Sound Studios, Connecticut
 ABC Records, California
 Everything Audio, California

WHAT AMEK HAS:
 Main frames in sizes from 20-28 inputs • 16 buss outputs • 19-27 VU meters • 8 direct buss assign • 4 addressable group controls • Penny & Giles faders • 4 auxiliary sends • Stereo solo-in-place in both input and monitor sections • 4 band equalizer with 2 additional filters • One microphone and 2 line positions per input channel • Pan control between live busses • Stereo panning on each module • Stereo panning on monitor section • Phantom power supply • All metal cabinet construction • Frame stand with 19" rack included • 100 position tip, ring, sleeve patch bay with expansion provided • Test oscillator • Talkback • Dim and complete control room and studio control.

WHAT AMEK COSTS:
 \$17,000 to \$25,000


WHAT AMEK SHIPS FROM:
STOCK

Distributed throughout the United States by

EVERYTHING AUDIO

Accept our invitation to contact us and discuss your studio needs.

7037 Laurel Canyon Blvd., North Hollywood, California 91605 / 982-6200



Thoroughly applicable to studio use as well, the XPC Series was originally conceived as a reinforcement mixer for touring. It is ruggedly constructed, built entirely of 1/8" aluminum extrusion.

Standard facilities include full stereo assignable submastering, eight selectable band point equalization, switchable channel breaks, two effects sends (selectable post-pre-amp, post-equalization, post-fader), solo, pan, phase reverse, pad, variable gain, three-light LED meter and integral rear patchbay. Any number up to fifty input

modules may be used with a single power supply. Additional modules include submasters, A/B/Solo masters, an eight-mix master module and a communications module.

CUSTOM AUDIO ELECTRONICS
2828 STOMMEL ROAD
YPSILANTI, MI 48197
313/482-6568

for additional information circle no. 58

NEW CONSOLES
FROM RUSLANG
 Ruslang Corporation recently

introduced two new tape transport consoles, the RL600 and RL700. Both are constructed with the same care as the Scully consoles which Ruslang has manufactured for the past 13 years.

The RL600 is designed to accept the new style of tape decks 19" x up to 21" which have their electronics integrated with the transport. The RL700 will accommodate tape transports 19" x up to 24 1/2", such as the Ampex 300 Series. The RL500, introduced last year, handles 19" x 15 3/4" decks.

All models incorporate the newest design features, including front panel access in both horizontal and vertical positions, plus a rear shelf for power supplies. These compact consoles, constructed of quality materials, are both stylish and sturdy.



Additionally, Ruslang is offering an improved electronics console which can be added on to any Scully 280 tape transport console.

RUSLANG CORPORATION
247 ASH STREET
BRIDGEPORT, CT 06605
203/384-1266

for additional information circle no. 60

QSC ELECTRONIC
CROSSOVER/POWER AMP
COMBINATION

Substantially improved is this unique product combining both an electronic crossover and a high frequency power amp in a single cost-effective package. The new model, designated the Electronic Crossover 1.1, has both new crossover and power amp sections.

The crossover section now has an exclusive QSC circuit with a fully active high-pass filter and constant phase complimentary low-pass deriver. This has a 12 dB per octave slope and a Bessel filter response rather than the common Butterworth curves. The advantage of this circuit is said to be

the Symetrix Signal Gate...



Our Signal Gate features variable and fully independent attack, release, range, and threshold controls. We've got an external control input, LED threshold indicators, a self-contained regulated power supply, and a space saving 1 3/4" x 19" rack mount package.

You can use our gate to eliminate hum, tape hiss, effects pedal noises, microphone leakage, or any other unwanted signals.

The external control input accepts any audio or DC control voltage for creating unique VCA effects. Our price is only \$249.00. If you need more information, please contact us.

symetrix 109 Bell St. Seattle, WA 98121
 PROFESSIONAL AUDIO PRODUCTS (206) 682-3078

for additional information circle no. 62

MASTER AUDIO METER™

Toward the development of excellence

Excellence is achievable if it can be measured. Master Audio Meter is a precision dual-channel panel instrument that can display those important PEAK program levels as well as RMS (VU) values, selectably in stereo or simultaneously in mono.

Master Audio Meters combine exceptional resolution and accuracy over a wide dynamic range with easy-to-read light bars providing the precision measurement capability so necessary in the development of audio excellence.

MICMIX Audio Products, Inc.
 2995 Ladybird, Dallas, TX 75220 (214) 352-3811



for additional information circle no. 59

Engineer as Artist

Sound engineering is as much a part of creative music today as the performance itself, and is changing the scope of the industry. Audio technology is presenting a new range of creativity. It is the audio engineer who applies imagination to this technology and expands the boundaries of creative sound.

The MXR Digital Delay gives the audio engineer a tool for creative application that is unparalleled in versatility, precision and ease of operation. The MXR Digital Delay is designed for a wide variety of applications including: amplified musical instruments, vocals, PA and recording mixes. The basic unit delays a sound between 0.03 milliseconds and 320 milliseconds, fully variable while retaining the dynamic range of the program source. The delay range is expandable to 1280 milliseconds in increments of 320 milliseconds by means of up to three additional plug-in memory boards. These boards are available from MXR and may be installed by the user.

Effects that can be obtained with fixed time delays include echo, vocal doubling and hard reverberation. The MXR Digital Delay contains sweep circuitry which allows additional effects such as flanging, vibrato, pitch bending and frequency modulation. The MXR Digital Delay is also capable of repeat hold (infinite non deteriorating regeneration).

Rack mountable for sound studio installation, it is also available with an optional road case for onstage use or location recording mixes.

MXR's Digital Delay can lead the way to new possibilities in creative sound at a price considerably lower than any comparable delay.

For more information see your MXR dealer. MXR Innovations, 247 N. Goodman St., Rochester, New York 14607, (716) 442-5320. Distributed in Canada by Yorkville Sound Ltd., 80 Midwest Road, Scarborough, Ontario.

MXR Professional
Products Group



**Behind every great
super star sound
there's a great
technician . . .
you?**

Sigma Sound Studios, one of America's finest and foremost professional recording studios, needs experienced

TECHNICAL SERVICE PERSONNEL

to help them keep the world's most exacting recording equipment in shape for the world's most demanding recording artists.

Prior studio experience with latest multi-track and associated equipment preferred; professionalism and responsibility are minimum requirements.



Positions available in Philadelphia and New York City.


Top pay and benefits for the right people. Reply by resume only—including specific references—to:

Director of Engineering

sigma sound studios
PHILADELPHIA/NEW YORK

212 N. 12th Street
Philadelphia, PA 19107

An Equal Opportunity Employer M/F



optimum phase response and perfect high-low frequency matching without the amplitude and phase errors so common in other types. The result is a clarity that is unmatched by other types of electronic crossovers. Clear and accurate reproduction of the high frequencies has been assured with the new high speed (slew rate of 8v/usec.) power amplifier circuit. Totally redesigned and with a larger power supply the new power amp now delivers 70 watts rms into 4 Ohms with .25% THD and .25% IM distortion. Although intended primarily as a high frequency power amp it can be used full range and has a frequency response of 20 - 20 kHz. ± 1 dB.

The controls on the Electronic Crossover 1.1, all fully calibrated, include: Crossover Frequency (250-6K Hz.), High and Low Frequency Gains (out +10 dB), Power Amplifier Gain, and High/Low Phase switch (0 - 180 degrees). The phase switch allows the high frequencies to be reversed, if desired, to improve system performance. There is a complete set of crossover inputs and outputs as well as line level inputs to the power amp that allows it to be used independently. A DC blocking capacitor is installed on one of the outputs to prevent horn driver damage from any accidental low frequency signal. The front panel, finished in black line-grained aluminum, has custom rack handles and a refined multi-color graphic treatment.

The suggested list price is \$278.00.
QSC AUDIO PRODUCTS
1936 PLACENTIA AVENUE
COSTA MESA, CA 92627
714/645-2540

for additional information circle no. 63

**HH INTRODUCES
NEW STEREO MIXER**

Audio Marketing, Ltd., HH's exclusive U.S. distributor, is offering a new HH stereo mixer with an optional echo effects module.

The unit's low impedance and balanced inputs are switchable to line level. And continuously variable gain controls match input levels perfectly.

The equalizer has four frequency bands while foldback and echo send are separately controllable from each input.



Foldback, echo and all main outputs are fully balanced at +4 dBm into 600 Ohms. Maximum output level is +25 dBm. A switchable headphone monitor and facilities for the unique CCD Echo Effects Module complete this mixer.

AUDIO MARKETING, LTD.
142 HAMILTON AVENUE
STAMFORD, CT 06902
203/359-2312

for additional information circle no. 64

**AMANITA MOLDED
PROTECTIVE ENCLOSURES**

Amanita's new line of protective loudspeaker and standard 19" equipment enclosures are designed to withstand the ultimate in heavy road use. Construction is of lightweight, rugged, low-density polyethelene with low resonance characteristics and available in five colors. The unique design of a special shock-mounted speaker panel and 19" rack mount frame protect even the most delicate of components from direct contact with damaging outside impact. Each of the enclosures in the line, including






Allen & Heath SD 12-2

**No other mixer
delivers so many
features for so
little money . . .**

Pan pots
Input metering
Stereo echo return
Built-in power supply
12 Mic and line inputs
4 band EQ on each input
600 ohm line level on outputs
12 direct outputs and patch points
Headphone monitor with stereo tape monitor and metering
Foldback (stage monitor), echo send, and PFL (solo) on each input



Allen & Heath S6-2

**A complete broadcast
production console
and an incredible
disco console . . .**

2 stereo RIAA phono inputs with EQ
Stereo main and monitor output
80db signal to noise/.05 THD
Input and output patch points
2 stereo tape inputs with EQ
Automatic voice-over circuit
Gain control on each input
TTL logic machine starts
2 Mic inputs with EQ
Broadcast cue



audiomarketing Ltd.
a subsidiary of audiotekniques, inc.

142 HAMILTON AVENUE, STAMFORD, CT 06902 USA TELEPHONE: 203 359 2315

monitors, combines the functions of both wooden enclosures and foam-lined carrying cases with the integrated unit being more compact than a separate enclosure and case.

Some of the units incorporate Electro-Voice transducers and a variety of high-end components, including tweeter-protective circuitry, designed especially for the requirements of each type of enclosure. The components are matched for efficiency, wide dispersion, and the greatest sound pressure level before feedback. Acoustically transparent grill foams complete the units. Handles and clasps are recessed and stacking ribs are provided to facilitate handling and transit. There is no case to store, saving appreciable space on the job.

AMANITA SOUND, INC.
40 MAINE AVENUE
EASTHAMPTON, MA
413/527-6910

for additional information circle no. 66

**SHURE ANNOUNCES
 NEW PROBLEM-SOLVING
 MONITOR SPEAKER**

Called the Model 702, the new monitor is said to be the result of on-stage performance analyses by Shure engineers to determine exactly the performance characteristics a monitor speaker must have if it is to completely satisfy the needs of musical groups and individual performers.



It was determined that one of the primary design features of such a speaker is wide-angle high frequency dispersion. In the Model 702, this feature is provided by a new concept in tweeter configuration that disperses the sound in a broad pattern, which allows entertainers to freely move about on stage, without sound loss or distortion.

Another important feature of the Model 702 is its shaped frequency response, with boosted midrange and

controlled bass roll-off. This feature enables the Model 702 to cut through intense ambient sounds on stage.

The Model 702 is also designed to be extremely efficient and can be used with virtually any amplifier capable of delivering up to 50 watts to 16-Ohm load. Sensitivity is 97 dB SPL at 4 feet (1.2 m) with only one Watt input.

It may be used in either of two positions for added flexibility: at 60° for distant throw — and at 30° for close throw. The 702's volume control is recessed to prevent breakage and it is also equipped with parallel phone jacks for interconnecting 702's using only one cable from the amp.

The unit measures 395 mm high, 533 mm wide, and 264 mm deep (15-9/16" x 21" x 10-3/8"). The weight of each speaker is just 9.1 kg (20 lbs.).

Available as accessories are a 15 m (50 ft.) cable with phone plugs and a slip-over cover.


User net price for each Model 702 speaker system is \$238.00.

SHURE BROTHERS, INC.
222 HARTREY AVENUE
EVANSTON, IL 60204

for additional information circle no. 67

**NEW FERRITE REPLACEMENT
 HEAD FOR AMPEX RECORDERS
 DEVELOPED BY
 SAKI MAGNETICS**

Saki Magnetics, of Santa Monica, California, introduces the first hot pressed glass bonded ferrite head for Ampex AG-440 and 350 type recorders available in all track formats. The new



Saki head is manufactured of hot pressed ferrite with glass bonded gaps. The head is compatible with existing electronics. It is said by Saki that this new ferrite will outwear a standard metal head by 10 to 15 times life.

SAKI MAGNETICS
1649 12TH STREET
SANTA MONICA, CA 90404
213/451-8611

for additional information circle no. 68

**"PHASE-CHECK"
 ANNOUNCED BY
 AMERICAN CONCERT SOUND**

The "Phase-Check" allows the user to detect any incorrect phase conditions in a matter of seconds. The device consists of a separate pulser, which connects to the system's input and a phase indicator which designates either plus or minus phase with a red or



green LED. The unit has a built-in microphone for checking speakers, plus an auxiliary input for checking crossover outputs, amplifiers, transformers, microphones, etc.

Price: \$150.00.

AMERICAN CONCERT SOUND
731 WEST 23RD STREET
AUSTIN, TX 78705
512/472-2437

for additional information circle no. 69

**AUDIO MARKETING
 PREVIEWS NEW H-H AMP**

Delivering 500 watts per channel, and occupying only 3½" of rack space, the S500-D is said to be ideal for PA applications

The S500-D's high damping factor helps to extend speaker life by reducing over-shoot and doubling. It is said to be 50% more efficient than conventional amps while forced cooled dissipators keep it cool even with 2½ Ohm loads.



A modular output section which can be replaced in a matter of minutes is another advantage. Price is under \$1,000.

AUDIO MARKETING, LTD.
142 HAMILTON STREET
STAMFORD, CT 06902
203/359-2312

for additional information circle no. 70

**NEW TAPCO POWER AMPS
 FEATURE POWERLOCK™**

TAPCO announces the addition of dual-channel power amplifiers, featuring PowerLock™, to their line of mixers and equalizers for pro sound



use. Both basic amplifier models may be operated as two independent channels, or as a single-channel unit in bridged configuration. Model CP120 is rated at 61 watts per channel, 122 watts bridged. Model CP500, rated at 255 watts per channel, is capable of 510 watts output in the bridge mode. Model CP500M is rated the same as the CP500, but has a readout package that includes true peak-reading meters, a blown fuse indicator, and a thermal protection indicator. Both basic amps are designed for 4-Ohm operation for greater multiple-speaker hookup capability.


PowerLock™, an integral part of the TAPCO design, senses any large input signals that could cause prolonged clipping. PowerLock™ then controls the output level during the period of time that would otherwise be perceived as clipping distortion. Normal music transients, less than 1 ms in duration, are allowed to pass unaltered. The result is complete absence of distortion and greater average power output, with input signals up to 30 dB above the amp's normal +4 dBm sensitivity.

The amplifiers provide three PowerLock™ threshold settings — full, half, and quarter power — for absolute speaker protection against damage from overload. Control activity is indicated by peak-stretching LED's on the front panel. The LED drive circuitry is so designed that instantaneous peaks can be noted with extreme accuracy.

The amps feature double stacked ¼" phone jack inputs, all-steel monocoque construction for professional, on-the-road use, and high reliability components throughout. Transformer-coupled balanced XLR inputs are available as an option at additional cost. The CP120 has a stereo headphone jack on the front panel for monitoring purposes.


All of the new TAPCO PowerLock™ amplifiers have relay load coupling for completely silent operation, as well as gross fault shutdown and overtemp thermal cutoff. Positive protection against DC at the output terminals is also provided.

With PowerLock™ switched in, TAPCO amplifiers sound extremely clean, with clear articulation and sharp definition at extreme sound reinforcement power levels. These



FIRST AID FOR YOUR P.A. S500-D POWER AMPLIFIER

This new 500 watt per channel amplifier gives fast relief to your over-worked P.A. Its high damping factor helps extend speaker life by reducing over-shoot and doubling. Increased efficiency and FORCED COOLED DISSIPATORS keep the 500 cool even with 2½ ohm loads. This compact, light weight Amp also features a modular output section which can be replaced in minutes. Get better sound with less trouble for under \$1000.00.



NO COMPROMISES STEREO-12 MIXER PLUS ECHO EFFECTS MODULE

This new console has been designed and built to the most demanding professional standards. The 12 low impedance and balanced inputs are switchable to line input level, no more matching pads. And continuously variable gain controls match input levels perfectly. The equalizer has 4 frequency bands. Foldback or stage monitoring is separately controllable from each input. Foldback, echo and all main outputs are fully balanced at +4 dBm into 600 ohms. Maximum output level +25 dBm. A switchable headphone monitor and facilities for a unique CCD Echo Effects Module complete this mixer.

audiomarketing Ltd.

142 Hamilton Ave., Stamford, CT 06902 TEL: 203 359 2315 TELEX: 99 6519

Q+R presents ...

"THE PACKAGE"

- 1000 Pure Vinyl 45 RPM Records.
- Labels (One Color)
- All Metal Parts & Processing.
- Mastering by Dick McGrew using Neumann VMS 70 Lathe and SX 74 Cutter.

COMPLETE PACKAGE .. **249.00**


(FOB DALLAS)

"The Package" consists of 1-step processing. Re-orders are not possible without re-mastering

Call Toll Free for more information.
800-527-3260

Q+R record
manufacturing corp.
902 N. Industrial Blvd
Dallas, Texas 75207 (214) 741-2027

for additional information circle no. 72



amplifiers are especially suited to bi-amplification, where a CP500 could be used for the bass drivers, and a CP120 used for the high frequency drivers.

Pro net prices are: CP120, \$339; CP500, \$649; and CP500M, \$779. Balanced input option prices will be announced in approximately 90 days.

TAPCO

3810 148TH AVENUE, N.E.
REDMOND, WA 98052
206/883-3510

for additional information circle no. 74

TEAC/TASCAM MODEL 15 CONSOLE

Bill Cawfield, director of product development at TEAC, in commenting on the Model 15 said, "it materialized out of a need for more outputs for Tascam's 80-8 and 90-16 recorder/reproducers and because feedback from the field zeroed in on such a unit.

"The Model 15 is completely new. It maintains the broadness of the Tascam line and is the first big board designed specifically for mass production so that the unit — again in line with general Tascam marketing philosophy — is available at an affordable price."

Cawfield said the sonic quality of the new mixer is faster in terms of transient response, due to the all-new electronics. "You can do many more things with the 15," he explained. "The sophisticated echo circuit, for example, can send the reverb signal to print, or the studio, or to the control room." He pointed out that the Model 15 also has a great flexibility, a necessary quality for the technically expanding PA market.

Features of the new unit include: switchable six-bank equalizer; new knob controls that allow pre- and post-fading for both cue and echo mix; two 8 x 2 sub-mixes that can be used separately or cascaded and from which either bus or tape can be monitored, and can be used for the control room and/or studio; new feather-light 100-mm sliding pot controls; and all plug-in modules for easy removal.

The power supply is a separate unit, isolated from the mixer by up to six feet of cord, thus further reducing the possibility of hum.

According to Ken Sacks, national sales manager of the TEAC/Tascam product line, "the Model 15 has a nationally advertised value of less than \$9,000 (24 in, eight out) and \$7,000 (16 in, eight out)."


TEAC CORP. OF AMERICA
7733 TELEGRAPH ROAD
MONTEBELLO, CA 90640
213/726-0303

for additional information circle no. 75

AUDIO DEVELOPMENTS TYPE 1500 AUTOMATIC GRAPHIC EQUALIZER

The Type 1500 Dual-Channel Automatic Graphic Equalizer is an accurate control of acoustics, elimination of feedback and adjustment for optimum acoustic response.

Included is a precision pink noise alignment source, Red and Green LED's on each of twenty ± 12 dB range controls for perfect equalization.



Ultra-low noise and low distortion double-pole Butterworth active bandpass IC octave filters to ANSI standards are used along with digital comparator circuits. The filters used are said to be a generation ahead of older "gyrator" types. Rack mounting and 2 year limited warranty are standard.

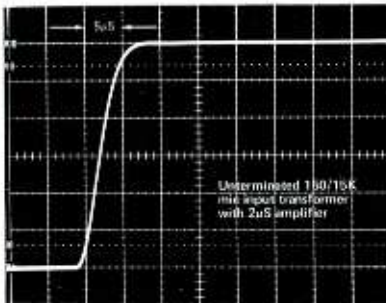
Professional price: \$795.00.

AUDIO DEVELOPMENTS
INTERNATIONAL
530 RAMONA STREET
PALO ALTO, CA 94301
415/321-3035

for additional information circle no. 76

jensen transformers By REICHENBACH ENGINEERING

Wide Bandwidth
Minimum Transient Distortion
Low Noise



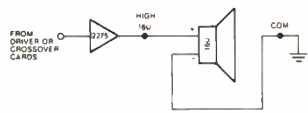
Years of transformer manufacturing and design experience, combined with computer assisted technology, have enabled us to make a *significantly audible improvement* in the performance of audio transformers.

Write or call for information
1617 NORTH FULLER AVENUE
HOLLYWOOD, CA 90046
(213) 876-0059

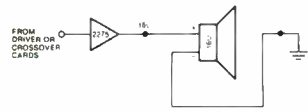
(Visitors by appointment only.)

for additional information circle no. 73

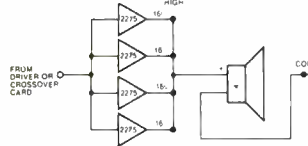
Independent Mode



1 TO 8 MODEL 2275 POWER AMPLIFIERS RECEIVE SEPARATE INPUTS AND DRIVE SEPARATE LOADS

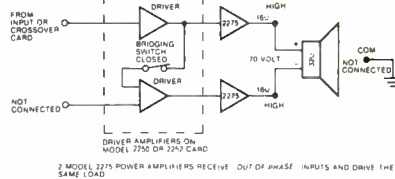


Parallel Mode



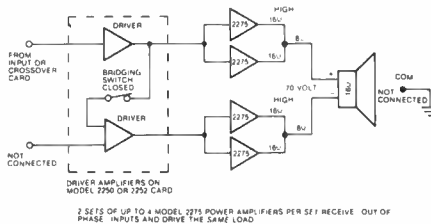
1 TO 8 MODEL 2275 POWER AMPLIFIERS RECEIVE ONE COMMON INPUT AND DRIVE ONE COMMON LOAD

Bridged Mode



2 MODEL 2275 POWER AMPLIFIERS RECEIVE OUT OF PHASE INPUTS AND DRIVE THE SAME LOAD

Parallel/Bridged Mode




2 SETS OF UP TO 4 MODEL 2275 POWER AMPLIFIERS PER SET RECEIVE OUT OF PHASE INPUTS AND DRIVE THE SAME LOAD

Operational Modes for the Model 2275 Power Amplifiers

ALTEC LANSING INTRODUCES INCREMENTAL POWER

According to Paul B. Spranger, Vice President-Engineering, this unique system consists of a 7" rack-mount card cage which contains up to eight 75-watt power amplifiers, an electronic crossover, a balanced or unbalanced input card, and special driver amplifiers with matrix switching for console-like signal processing.



"The eight power amplifiers contained in the card cage can be combined in increments of 75 watts to meet almost any audio application," Spranger said, adding, "it can be used in parallel mode to drive high-power, low-impedance loads, or in bridged mode to drive balanced 70-Volt lines among others."

The system goes beyond the preliminary stages of plugging in modules and switching switches to explain system design with Incremental Power. Each of the 5 design examples pictured illustrates one possible configuration for the Incremental Power System. It can be seen that the strength of Incremental Power is its flexibility. In one configuration or another, Incremental Power can be applied, it is claimed, to just about any type of sound system.

The switches on each of the modules perform exactly the same types of functions as the point-to-point wiring between conventional components in a

traditional multi-component system. Individually, the Model 2275 Power Amplifiers work very much like any conventional 75-Watt/16-Ohm power amplifier. When combined in parallel, bridged, or parallel/bridged modes, the Model 2275's behave very much like conventional amplifiers. The user simply treats each set of paralleled, bridged or paralleled/bridged 2275's as if that set were a single amplifier.

ALTEC CORPORATION
 1515 S. MANCHESTER
 ANAHEIM, CA 92803
 714/774-2900

for additional information circle no. 77

SYMETRIX HA-10 DUAL CHANNEL HEADPHONE AMPLIFIER

The HA-10 Headphone Amplifier is a device specifically designed as a compact, reliable, low-cost amplifier for powering headphones in recording and broadcast applications. The rack-mountable, two channel amplifier has on it's front panel separate (monaural) outputs for each channel and a combined 1 + 2 (stereo) output. The HA-10 delivers better than 10 Watts RMS per channel into 4 Ohms and will power headphones of any impedance to maximum listening levels.

The rear panel contains a total of 10 jacks including for each channel: 2 mixing inputs, 2 parallel inputs, and 1 mono output intended for powering headphones or small high efficiency monitor speakers. Although the inputs are designed to accept line level signals, the HA-10 has enough gain to produce near full output from low level sources such as electric guitars or microphones.

The Symetrix HA-10 Dual Channel



616-452-1596

Your Direct Line To
PROFESSIONAL AUDIO EQUIPMENT

We represent, stock, sell and service only the best — such names as —

Auditronics	Nortronics
Ampex	Pulse Dynamics
Beyer	Ramko
Cetec	Revox
Crown	Russco
DBX	Scully
Eddor	Sennheiser
Electro-Voice	Shure
Editall	Sony
Fidelipac	Soundcraftsman
LPB	Spotmaster
Marti	Switchcraft
Micro-Track	TEAC
Nagra	Tascam
Neumann	UREI

AUDIO DISTRIBUTORS, INC.
 2342 S. Division Avenue
 Grand Rapids, Michigan 49507

Trades Welcome
 Anything That Doesn't Eat
 Lease Plans Available

for additional information circle no. 78

LA-4
Son of
LA-3A

The LA-4 Compressor/Limiter offers advanced IC design, added features, and a lower price. The LA-4's new electroluminescent light source, the heart of its patented Electro-Optical attenuator, is an L.E.D. which will not change or deteriorate with age. Compression ratios are adjustable from a soft, smooth 2:1 compression through super tight sounding 20:1 limiting. The natural sounding RMS action makes it ideal for professional recording and re-recording. Half rack size. Priced under \$350.00. Available from your UREI dealer.



8460 San Fernando Road, Sun Valley, Calif. 91352
 (213) 767-1000

Exclusive export agent
 Gotham Export Corporation, New York

for additional information circle no. 79

Turn on a better idea

FULL
EXPANSION

-20

PRESET

-35
THRESHOLD-

Program-controlled filter suppresses residual background noise in audio reproduction systems. Selectable low frequency, high frequency, or wideband suppression modes.

Inovonics' DYNEX Noise Suppressor

Model 241 - \$280

Inovonics Inc.

503-B Vandell Way
Campbell, CA 95008
(408) 374-8300



Direct Box

Professionally Built for
Studio & Road Use

- Switchable Ground (DB-3) or Unique Automatic Grounding System (DB-2)
- Jensen Transformer
- Accepts all levels, pickup to 400-W amp
- Switchable filter for "miked speaker" sound
- Won't change the sound of your instrument
- Diecast, engraved box; shock-mounted switches
- One year warranty

DB-2 \$74.95
for Studio Use

DB-3 \$84.95
for S. R. Use

Ask about our snakes, cables and other "goodies in little black boxes."



Windt Audio Inc.
1207 N. Western Ave.
Los Angeles, CA 90029
(213) 466-1271

Headphone Amplifier comes in a 10" x 1 3/4" rack mount enclosure and sells for \$119.00.

SYMETRIX, INC.
109 BELL STREET
SEATTLE, WA 98121
206/682-3076

for additional information circle no. 80

CLASSIFIED ADVERTISING

RATES

— \$40.00 Per Column Inch —
(2 1/4" x 1")

One inch minimum, four inches maximum. Space over four inches will be charged for at regular display advertising rates.

BOOKS

SOUND SYSTEM ENGINEERING

by Don & Carolyn Davis

296 pages 8 1/2 x 11

Hardbound \$19.95

R-e/p BOOKS

P.O. Box 2449

HOLLYWOOD, CA 90028

SOUND RECORDING

by John Eargle
JME Associates

"The best book on the technical side of recording... thoroughly recommended."

—Studio Sound

338 Pages, illustrated with 232 tables, curves, schematic diagrams, photographs and cutaway views of equipment.

\$16.95 each

R-e/p BOOKS

P. O. BOX 2449

HOLLYWOOD, CA 90028

MICROPHONES: DESIGN and APPLICATION

by Lou Burroughs

A practical, non-theoretical reference manual for those involved in the application of microphones for recording, TV, motion pictures, sound reinforcement.

Hardcover — \$20.00

R-e/p Books

P.O. Box 2449 Hollywood, CA 90028

HANDBOOK OF MULTICHANNEL RECORDING

by F. Alton Everest

320 pages — 201 illustrations

The book that covers it all . . .

a comprehensive guide to all facets of multi-track recording . . . acoustics . . . construction . . . studio design . . . equipment . . . techniques . . . and much, much more.

Hardbound \$10.95 — Paperback \$7.95

R-e/p Books

P.O. Box 2449 Hollywood, CA 90028

BOOKS

... theory and working information with emphasis on practical uses . . .

"MICROPHONES — HOW THEY WORK AND HOW TO USE THEM"

by Martin Clifford

224 Pages — 97 Illustrations
\$8.95 Hardbound; \$5.95 Paperback

Postpaid

R-e/p Books

P.O. Box 2449 • Hollywood, CA 90028

OPPORTUNITIES

INVESTORS WANTED

Well-known producer ("Ebb Tide") is in the process of building a 24-track recording studio in the heart of Baton Rouge, LA (Hit City U.S.A.) and he is looking for one "investor" or several to "invest" 1/2-million to one million dollars in a money-making opportunity to make 10 million in 5 years! No curiosity seekers! Only serious inquiries answered. Call 504/924-6865 or 925-2603, or write: "Ebb-Tide" (Producer) c/o "Cryin' In The Streets" Productions, Inc., P. O. Box 2544, Baton Rouge, LA 70821.

EQUIPMENT

FREE CATALOG & AUDIO APPLICATIONS



CONSOLES
KITS & WIRED
AMPLIFIERS
MIC, EQ, ACN, LINE,
TAPE, DISC, POWER
OSCILLATORS
AUDIO, TAPE BIAS
POWER SUPPLIES

1033 N. SYCAMORE AVE.
LOS ANGELES, CA. 90038
(213) 934-3566

for additional information circle no. 83

ONE STOP FOR ALL YOUR PROFESSIONAL AUDIO REQUIREMENTS BOTTOM LINE ORIENTED

F. T. C. BREWER COMPANY

P.O. Box 8057 Pensacola, Florida 32505

FOR SALE: SSI 16x16 Remote Console, Parametric EQ, Monitor Mix. Fits into 4 portable cases; \$5,200.00.

SOUND 80, INC.

612/721-6341

MXR DIGITAL DELAY

New four memory cards. \$1,350.00.

607/797-3909

TASCAM 80-8's IN STOCK!

Model 5's and 5-EX. Crown, 3M, AKG, Shure, E-V, Sentry III, and IVB's.

Ask for Ben!

ROWTON PROFESSIONAL AUDIO

(502) 898-6203

FOR SALE: Ampex MM-1200 with remote/transport controls and remote search to cue. Complete spare parts package, including EQ cards. A-1, 5 mos. old. dbx 216 (26 channels) with power supply. Crown EQ-2 Equalizer.

EVERYTHING AUDIO

North Hollywood, CA • 213/982-6200

EQUIPMENT

**WISCONSIN'S RECORDING STUDIO, P.A.
AND SHOW STAGE BUYERS
ONE STOP SHOPPING**

for
Tascam, JBL, Altec, S.A.E., Maxell Tape,
Scotch Tape, Quad 8, Strong Altman,
Capitol Lighting
**TURNKEY-TECH SUPPORT
FOR THE LINES WE SELL
HARRY MELCHER ENTERPRISES
(414) 442-5020**

FOR SALE: New Otari MX-5050-2SHDT.
New Ampex AG-500-1 in case. AG-500-2
unmounted. New University paging
speakers. UPL 100DT PA amp. Rebuilt
Altec 1569A, 1570B, 361B commercial
amps. Save up to 60%! Call:
BILL LILLING • 213/874-0560

ALLEN & HEATH 16x8 CONSOLE
with 8 directs, 16 track monitor with
custom producer's desk and pedestal.
**LISTED WITH EVERYTHING AUDIO
213/982-6200**

FOR SALE: Stephens 8 channel transport
with remote box. In top condition, will
demonstrate.
**RUSK SOUND STUDIOS
1556 N. LaBrea Ave. • Hollywood, CA 90028
213/462-6477**

TRACKS!

Total recording systems, specializing in the
semi-pro studio. Tascam, TEAC, Neotek,
BGW, dbx, MicMix, Sennheiser, TAPCO,
MXR, Shure, S.A.E., and many others.
**COMPLETE STUDIO PACKAGES
AVAILABLE
TRACKS
9520 - 47th Street
Brookfield, IL 60513 (312) 485-0020**

**TASCAM model 10 modified 12 in - 8 out
console, +4 level, full solo/mute, echo pan,
2 cues, cue echo, pedestal and producer's
desk - factory carton. XLNT condition.
\$3,000.00
Call 213/655-2996**

**PRO AUDIO EQUIPMENT
AND SERVICES**

P.A. and custom touring sound systems,
studio equipment and turn-key installa-
tions, theatre and disco sound. Represent-
ing over 100 audio lines including:
AKG, Allen & Heath, Alembic, Altec,
Ampex, B&W, Beyer, BGW, Cetec,
Cerwin-Vega, Celestion, Community
Light & Sound, dbx, Denon, Dokorder,
Dynaco, Emilar, ESS-Pro, E-V, For-
sythe Audio, Fons, Furman, Gallien-
Kruger, Gale, Gauss, Goldring, Grace,
J&H Formula 4, Kelsey, Koss, Lamb,
Langevin, 3M, 3A, Marantz, Meteor,
Mitsubishi, Maxell, Malatchy, MXR-
Pro, Otari, Russound, Revox, SAEC,
Sennheiser, Scotch, Shure, Sonab,
Sound Craftsman, Soundcraft, Sound
Workshop, Sony, Switchcraft, Sescom,
Stax, Supex, Tapco, TDK, Tascam,
Technics, TEAC, Thorens, Uher, West
Penn.
**ALL EQUIPMENT ON DISPLAY IN A
WORKING ENVIRONMENT. COMPETI-
TIVE PRICING & COMPREHENSIVE
SERVICE.
K & L SOUND
75 N. Beacon St. Watertown, MASS 02172
(617) 926-6100 (Attn: Ken Berger)**

EQUIPMENT

FOR SALE: 3M tape recorders: M-79 16-
track and M-79 2-track. Expanding.
Call 618/662-4461 for Ray.

SPECTRA SONICS Custom Console
16 x 16, rotary pots. Good, quiet board.
\$8,000.00. + 16 Track Scully 100. Perfect
condition. Remote and custom meter
panel. \$11,500.00. \$17,500.00 takes both.
Eventide Phaser. Make offer.
**5TH FLOOR RECORDING
513/651-1871**

FOR SALE: 1 JH-24 mag recorder
with 8 and 24 track head assembly in
excellent condition. Call Jimmi at:
**AXIS SOUND STUDIOS
404/355-8680**

Tascam, TEAC, Sound Workshop, Otari,
dbx, Nakamichi, MXR, Dynaco, ADS, E-V,
Eventide, Shure, Maxell, Ampex, AKG Pro,
Beyer, Urei, Stax, Sennheiser, Tapco, BGW,
and more!

SEND FOR PRICE QUOTES
**ZIMET PRO AUDIO
Dept. REP
1038 Northern Blvd. Roslyn, NY 11576**

SPECK SP800C
mixing console 16 in - 8 out must
sell. \$5,500.00, perfect condition.
Call Tim Hunnicutt
602/258-9282

FOR SALE: Tascam Model 10, 12 x 4, all
lo-Z mike, +4 dBm line amp (2 ch.), 6 line
xfmrs, xint cond. \$2,650 or best offer.
Ampex 350-2 2 trk in portable cases.
Good. \$1,050 or best offer.
**JRA PRODUCTIONS
5007 Hillard Ave. • La Canada, CA 91011**

dbx 216s. 24 of them plus a spare. Get rid
of that last bit of hiss. Call in your offer to
Kent Huff, Manager, Long View Farm,
North Brookfield, MA. TOLL FREE
800/225-9055 business hours, or
617/867-7662.

8 TRACKS
Ampex MM-1000 7 1/2/15 ips \$6,200
Ampex MM-1000B 15/30 ips servo \$7,200
Scully 280-8 15/30 ips syncmaster \$6,200
MCI JH-16 15/30 ips with remote \$6,200
**Call Steve Fuller, 314/961-6118 evenings.
11 August Lane
Webster Groves, MO 63119**

FOR SALE: Disc cutting system of these
hit albums—C.S.N., Procol Harum,
Manassas, Eagles One of These Nights,
Wishbone Ash, Joe Walsh and more, plus
singles. Scully Lathe, Haeco Driver and
Haeco rebuilt Westrex head. Included is
entire chain except tape machine. A deal
at \$19,000.00.
**CRITERIA RECORDING STUDIOS
1755 N.E. 149th Street
Miami, FL 33181 • 305/947-5611**

**REVOX SERVICE & MODIFICATION
TO PROFESSIONAL STANDARDS**
(213) 578-1314
#85 ARROYO ANNEX
Pasadena, CA 91109
AUDIO ENGINEERING ASSOCIATES

**Your oscilloscope
can be a Real Time
Audio Analyser.
Add ARA-412.**



**ARA-412
Acoustic
Response
Analyser.**

Now you can perform
Real Time Audio Analysis with just
three things — (1) your dc oscilloscope, (2) a "pink noise"
source, and (3) the new ARA-412. This unique, easy-to-use
instrument permits you to test microphones . . . isolate cross
talk . . . balance crossovers . . . check loudspeaker defici-
encies . . . test tone controls . . . adjust equalization . . .
and much more. The ARA-412 is priced at **\$1,450.**

For additional applications, (FOB San Diego)
write for the free ARA-412 data sheet:

**COMMUNICATIONS
COMPANY inc.**
3490 Noell Street
San Diego, CA 92110
Telephone (714) 297-3261

for additional information circle no. 84

**THE STUDIO
CONGA
DRUM**

The LP conga has been descri-
bed as a recording engineer's
dream, and with good reason.
No other conga records as well.
No other conga is as durable.

**RALPH McDONALD
RECORDING PERCUSSIONIST**

Trust the leader
LATIN PERCUSSION

P.O. BOX 88 • DEPT. DE • DALGARDES PARK, N.J. 07008

for additional information circle no. 85

NATIONAL SALES MANAGER

Responsible for sales of signal processing equipment in the United States and Canada.

Requires the ability to manage, sell, direct and motivate dealers and representatives.

Some recording studio background essential with actual engineering experience highly desirable.

Submit resume in confidence, including salary history to
John Saul



MICMIX Audio Products, Inc.
2995 Ladybird, Dallas, TX 75220
(214) 352-3811

Audio Tape for professionals



REEL TO REEL TAPE

Ampex, 3M. All grades, On reels or hubs.

CASSETTES, C-10-C-90,

with Agfa, Ampex, 3M Tape

LEADER & SPLICING TAPE

EMPTY REELS & BOXES

All widths, sizes.

— COMPETITIVE • FROM STOCK —



Recording Supply Co.

1233 Rand Road
Des Plaines, IL 60016

Div of
Polyline Corp.

312/297-0955

EQUIPMENT

WANTED: Old tape, wire and disc recorders for personal collection. Any make and year. *Lee Hazen, Rt. 2, Hendersonville, TN 37075*
615/824-2311

WISCONSIN'S PRO AUDIO CENTER

Featuring equipment from TASCAM, KLARK-TEKNIK, dbx, TAPCO, CROWN, AKG, REVOX, BEYER, E.V., SHURE AND MANY MORE! Complete professional consulting available. Large display in store. In stock, TASCAM 704A 1/2-inch, 4 track decks!

FLANNER & HAFSOOS

2500 N. Mayfair Road
Milwaukee, WI 53226 • 414/476-9560
Ask for John Loeper, Terry, or Tom.

SPECTRA SONICS CONSOLE, latest model 1020-8, 20 in - 14 out with full monitor panel; 3 band EQ. \$20,000.00. 3M 4 TRACK 400 Series in console 15-30 lbs.; Excellent. \$3,700.00.

PARAMOUNT RECORDING STUDIOS
6245 Santa Monica Boulevard
Hollywood, CA 90028 • 213/461-3717

FOR SALE: MCI JH-528 Recording Console with producer's area, \$46,000; replacing with new automated JH-528-B Plasma Display.

SOUND 80, INC.
612/721-6341

ECHO—MicMix Super "C"

New unit. We are overstocked and you take advantage. One only. Sell at \$1,700, down from suggested price of \$2,095.

MICROPHONES—We are overstocked and you can take advantage. E-V 365A, \$42.57; RE-16, \$125.93; RE-55, \$140.58. Neumann U-87, \$574.77, usually sells for \$782.00. Quantities are limited! First come first served — these are new!

TRACK AUDIO, INC.
33753 — 9th Avenue, South
Federal Way, WA • 206/838-4460

RACK LABS

Stereo Continuously Variable

Electronic Crossovers

- Portable Disco Mixers •
- Five Band Variable Notch Filters •

136 Park Street • New Haven CT 06511
203/787-4880

STAGE/STUDIO/BROADCAST AUDIO SYSTEMS

AKG, Allison Research, Amber, AMCO, API, Audiotronics, Beyer, Cannon, dbx, E-V Edit-All, El-Tech, Eventide Clockworks, IVIE, JBL, Lexicon, MicMix, MRL, MXR Negra, Neotek, Neumann, Nortronic, Orban/Parasound, Orange County, Otari, Pultec, Ramko, Robins, Russco, Scully, Sennheiser, Sescam, Shure, Sony, Soundcraft, Speck, Switchcraft, Spectra Sonics, 3-M, Tascam, Technics, White, and UREI. Plus many more.

FOR FURTHER INFORMATION ON THESE AND OTHER SPECIALTY ITEMS FROM OUR FACTORY OPERATIONS CONTACT:

MIDWEST SOUND COMPANY
4346 W. 63rd Street
Chicago, IL 60629 312/767-7272

EMPLOYMENT

Recording Engineer with minimum five years studio experience in A/V, agency, post production. Traffic g/g Friday for our new studio complex. Studio experience required. Resumes to:

A & J Audio Visual Services
119 West 57th St. • New York 10019

MAINTENANCE ENGINEER

Multiple studio, 24-track recording studio of excellent reputation seeks an experienced maintenance engineer to work with, primarily, MCI equipment. Must have a minimum of three years experience with multi-track recorders and consoles, and with contemporary peripheral equipment. Appropriate education may be substituted for one year's experience. Individual must have the ability to work with extremely high standards, and to work closely with people. Excellent location. Salary commensurate with qualifications. Reply with resume and letter of introduction to:

Box SIM
c/o R-e/p
P.O. Box 2449 • Hollywood, CA 90028

AMERICAN
CANCER
SOCIETY

GIVE

Continued from Page 15 —

Late News

Digital Standards . . .

reports on the advantages and disadvantages of each frequency will be prepared by committee members for further discussion.

Analog-to-digital conversion was discussed briefly. The general feeling was that a 16-bit system is desirable, though not presently used in consumer systems; and that the record written on storage media should have a 16-bit slot. Pre- and post-emphasis were discussed; they are now used for consumer systems, and this practice is under consideration for commercial systems, as well. Pre- and post-emphasis are not used for studio systems, and the consensus was that this practice should be continued.

The next committee meeting is scheduled for February 1 and 2, 1978 at the Sheraton Hotel in Atlanta, Georgia. The meeting will be held in conjunction with the SMPTE Television Conference. Interested persons are welcome to attend. Details regarding the upcoming meetings may be obtained from:

JOHN G. McKNIGHT
MAGNETIC REFERENCE
LABORATORY
229 POLARIS AVENUE
MOUNTAIN VIEW, CA 94043
(415) 965-8187

MOBILE FIDELITY SOUND LAB LABEL FOUNDED BY MILLER

In reaction to what is claimed to be the serious degeneration of quality of mass-produced disc releases, executive producer, Brad Miller has announced the formation of the new label.

According to Miller: "... the label was originated as a matter of self-preservation, and the initial four releases contain three classic *Mystic Moods Orchestra* recordings. The trademark of the label will be, "Original Master Recording(s)", with all master lacquers cut at half-speed, and both plating and pressings obtained from plants overseas.

"The venture is intended to be a haven for quality minded producers and engineers, who need to reach the audiophile market with their product. Distribution will be primarily through audio dealers and via direct mail; we will be interested in *entertainment* values of a given original master tape; for which we will guarantee a superb transfer-to-disc and subsequent pressing.

"May I personally invite producer/engineer inquiries, whether or not a given artist is exclusively contracted for, in the hope that our low volume,

high quality, premium retail price would be thought of similarly to that of an open reel tape licensee. (There is a market for open reel tapes, but most record companies would rather not fool around with it, so they choose to license the format to a third party.) That is how the Mobil Fidelity Sound Lab label intends to serve the audiophile marketplace.

**MOBILE FIDELITY
P.O. BOX 2157
OLYMPIC VALLEY, CA 95730
(916) 583-2433**

LeKASHMAN REJOINS ELECTRO-VOICE AS V.P. MARKETING

After an absence of six years, Larry LeKashman has rejoined Electro-Voice as vice-president, marketing, a position he held during the formative years of the company, according to an announcement by Robert Pabst, president of E-V.

Since leaving E-V he has served in executive responsibilities in two of the largest distributor organizations in the United States. Commenting on his return, he indicated a desire to participate in the basic audio business



LeKashman Pabst

at the manufacturing level, noting that "E-V has significantly strengthened its engineering and manufacturing operations under Bob Pabst".

NAUTILUS RECORDINGS RELEASES FIRST FULLY dbx ENCODED LIVE SESSION IN TAPE FORMAT

First In Line, The first contemporary music, limited edition tape recording, using full dbx encoding, has been released.

Nautilus Recordings, a division of Orion Marketing, Ltd., produced and distributes the tapes, stating that with such encoding a recording can reproduce totally noise-free, full dynamic range music when decoded in playback through any dbx 150 series, 187 or 216 tape noise reduction unit.

"Consumers are clamoring for better

NEVE—the company with a future.

Rupert Neve Incorporated, a wholly owned subsidiary of Neve Electronic Holdings Ltd. of England, is planning a major expansion in the U.S. during early 1978. Neve is the world's largest independent manufacturer of professional sound mixing consoles, employing 400 dedicated people mainly in two plants in Britain. Rupert Neve Incorporated is the U.S. sales and service arm of the Neve group of companies, in addition to being exclusive distributor for the fine Lyrec multitrack audio recorder in the U.S.

We are inviting resumes from good technical and sales oriented people with experience in the recording and broadcast sound field. New sales and service facilities are planned for one or more of the following locations: Chicago, Nashville, Dallas and Phoenix. Expansion is also planned for our present facilities in Connecticut and Los Angeles.

Although we would like to see extensive experience in the professional audio field, we consider self starter, willingness to learn and high integrity qualities equally important. We offer excellent salary according to experience and ability, liberal vacation, holiday and fringe benefits, and the opportunity to work with a true industry leader. Relocation expenses paid. Reply in confidence to:

Tore Nordahl, VP - General Manager
Rupert Neve Incorporated
Berkshire Industrial Park
Bethel, Conn. 06801

**SALES MANAGERS
(REGIONAL)**

FIELD ENGINEERS

**PROJECT ENGINEER
(DIGITAL AUDIO)**

**CONSOLE DESIGNER
(DRAFTS PERSON)**

TEST TECHNICIAN





Consen

Bevan

Schulein

Smith

software," said Larry Blakely, marketing manager of dbx. We're delighted to see someone taking this first step."

The music was recorded simultaneously with Nautilus' first direct-to-disc recording in a live session. Only 250 second generation tapes will be made, dubbed one-to-one in real time onto Ampex 456 Grand Master tape. The original master was recorded on a Studer two-track recorder at 15 ips, and was encoded with a dbx 187.

Doug Gilmore, who has produced and written with such stars as Burt Bachrach, Delaney and Bonnie, Jerry Reed and John Denver, produced the recording with musicians who boast such prior associations as Boz Scaggs, Blood, Sweat and Tears, The Beach Boys, Barbara Streisand, among many others.

**JBL NAMES CONSEN
PRO-AUDIO FIELD
SALES MANAGER;
ANNOUNCES SOUND
REINFORCEMENT
WORKSHOPS**

As announced by Peter Horsman, Division Manager for JBL, *Ewald Consen* will supervise and coordinate the activities of JBL regional managers in the U.S. He will also play a major role in product development and field evaluations for future JBL professional products.

Mr. Consen started with JBL as Field Service Engineer in 1970 and most recently held the position of Senior Regional Manager. Prior to joining JBL, he operated his own sound contracting firm.

Upon assuming his new duties, Consen announced a series of workshops on the design and installation of sound reinforcement systems to be held in selected U.S. and Canadian cities.

Consen describes the three-day long courses as a "unified and rational approach to the installation and layout of sound reinforcement systems." Several topic areas to be covered are practical acoustics (i.e., sound in free space, sound in enclosed space, wave

length-dependent phenomena, etc.) and how to predict the gain of a sound reinforcement system (i.e., acoustic feedback and potential system gain, criteria for optimum sound system geometry, etc.). Several hours will be set aside for discussion of specific jobs or problems encountered by attendees.

The workshops will begin in February 1978, with one workshop to be held in a different city each month thereafter. Attendance will be limited to forty persons. The cities and months proposed are: February, Los Angeles; March, Houston; April, Atlanta; June, Chicago; July, Montreal; August, Kansas City; September, Vancouver. (A May workshop has been deferred because of the AES Convention in Los Angeles.) Exact dates and places will be determined and will be published in the next few months.

For further information on this course, interested readers should contact Mr. Consen at JBL, (213) 893-8411.

**SHURE PROMOTES THREE
IN ENGINEERING DEPARTMENT**

Shure Brothers, Inc., Evanston, Illinois, has announced the promotion of William R. Bevan, Robert B. Schulein, and A. Douglas Smith to new positions within the company's Engineering Department.

Bevan has been appointed Chief Development Engineer-Electronics with responsibility for planning and conducting electronic product research and development programs. He previously held the position of Manager, Electronics Department.

Schulein has been named Chief Development Engineer-Acoustics, with responsibility for research and development activities for such acoustical products as microphones, loudspeakers, and loudspeaker systems. He was formerly Manager, Electracoustical Systems.

Smith has been named Manager, Technical Planning, and becomes responsible for project planning, project management, and development of application information. His previous position was Manager, Electronics Development.

**HARRISON consoles are
available world-wide from the
following select organizations:**

- AUSTRIA, SWITZERLAND and EASTERN EUROPE** Studer International AG
Althardstrasse 150
CH-8105 Regensdorf, Switzerland
- BENELUX (BELGIUM, THE NETHERLANDS and LUXEMBOURG):** Heijnen B. V.
Steendalerstraat 56
NL-6940 Gennep, Netherlands
- BRAZIL:** Larex Electronica LTDA
Avenida Princesa Isabel, 7 grupos 915
Rio de Janeiro 20.000 Brasil
- CANADA:** J-MAR Electronics Limited
6 Banigan Drive
Toronto, Ontario M4H 1E9 Canada
- COLUMBIA, PARAGUAY, and CUBA:** **EQUADOR, VENEZUELA** Division Internacional Spica CA
Avenida Senz—Edificio Escar
Local B—El Marques
Caracas 107, Venezuela
- DENMARK:** Quall-fi A/S
Strandvejen 730
DK-2930 Klampenborg, Denmark
- FAR EAST (Except Japan):** Studer-Revox Hong Kong Limited
108 Asian House
1 Hennessy Road
Wanchai, Hong Kong, B.C.C.
- FINLAND:** Into OY
Leppolantie 16
SF-00660 Helsinki 66, Finland
- FRANCE:** Studer France
12-14 rue Desnouettes
75015 Paris, France
- GERMANY:** Franz Vertriebsgesellschaft mbH (EMT)
Elektronik, Mess- und Tonstudioteknik
Postfach 1520
D-763 Lahr 1, West Germany
- GREECE:** Electronica O. E.
9 Valaoritou Street
Athens 134, Greece
- ITALY:** Audio Products International
Via Gaspare Spontini 3
20131 Milan, Italy
- JAPAN:** Shindenshi Manufacturing Corp.
1-47 Sazazuka, Shibuya-Ku
Tokyo, Japan
- MEXICO:** Accurate Sound Corporation
114 5th Avenue
Redwood City, California 94063
- SPAIN:** Neotecnica, s.a.s.
Marques de Urquijo, 44
Madrid 8, Spain
- SWEDEN:** ELFA Radio & Television AB
Industrivaegen 23
S-171 17 Solna, Sweden
- UNITED KINGDOM:** Scenic Sounds Equipment
97/99 Dean Street
Soho, London W1, England
- EXPORT AGENT:** Audio Systems International
146 North Orange Drive
Los Angeles, California 90036
Tel: (213) 933-2210, Telex 686101
- UNITED STATES:** PRO Sound, Inc.
Seven Wynnwood Road
Wynnwood, Pennsylvania 19096
Tel: (215) 642-2744
Studio Supply Company
P. O. Box 280
Nashville, Tennessee 37202
Tel: (615) 327-3075
Electro-Media Systems
P. O. Box 480394
Los Angeles, California 90048
Tel: (213) 653-4931
Sierra Audio
619 S. Glenwood Place
Burbank, California 91506
Tel: (213) 843-8115
Westlake Audio
6311 Wilshire Boulevard
Los Angeles, California 90048
Tel: (213) 655-0303, Telex 698645
Soundesigns
313 W. 57th Street
New York, New York 10019
Tel: (212) 765-7790
Willi Studer America, Inc.
1819 Broadway
Nashville, Tennessee 37203
- FACTORY:** Harrison Systems, Inc.
P. O. Box 22964
Nashville, Tennessee 37202
Tel: (615) 834-1184, Telex 555133



NOW AUTO-SET

The Harrison 864 AUTO-SET is a process control microcomputer designed specifically for the Audio Industry. The design philosophy of AUTO-SET has been to complement the mixer and producer. Control and operation can be as simple as turning on the power and pressing one button. However, the true power of the system can be better appreciated after a short period of learning and use.

Data manipulation is an important feature of the 864 AUTO-SET. In the automation program, up to 4 separate mixes may be stored on each channel of the multitrack machine. Each console channel can be individually set to read one of the mixes from the multitrack. This allows important mix decisions to be made after an update or rewrite, not before.

The choice of one of the 4 mixes on each of 63 console channels is called a situation. Up to 10 situations can be stored in semiconductor memory in the AUTO-SET. These situations can then be called directly in sequence through the jump command, the crossfade advance or the time advance.

The Preset program in the 864 AUTO-SET is designed for live performance, television production and recording, where no recorder channels are available for data. Up to 630 separate snapshot mixes or static mix scenes

can be stored on a 3M 100 Series data cartridge. Mixes may be named in blocks with a 6 character label for easy identification. Virtually unlimited data manipulation is possible with a 16 deep FIFO mix stack, 10 general purpose mix registers, cross fade X and Y registers and a background 10 wide tape register.

Level Sho is an important display feature of AUTO-SET. The setting of the 63 console channels or the return automation or preset level can be displayed on the screen allowing level matching and confirmation.

The AUTO-SET employs a multiprocessor approach for optimized execution time and expanded features. Complete data management is included as part of the system, minimizing mixing time and effort. Many software packages will be available with applications in multitrack recording, live performance, television production and master control.

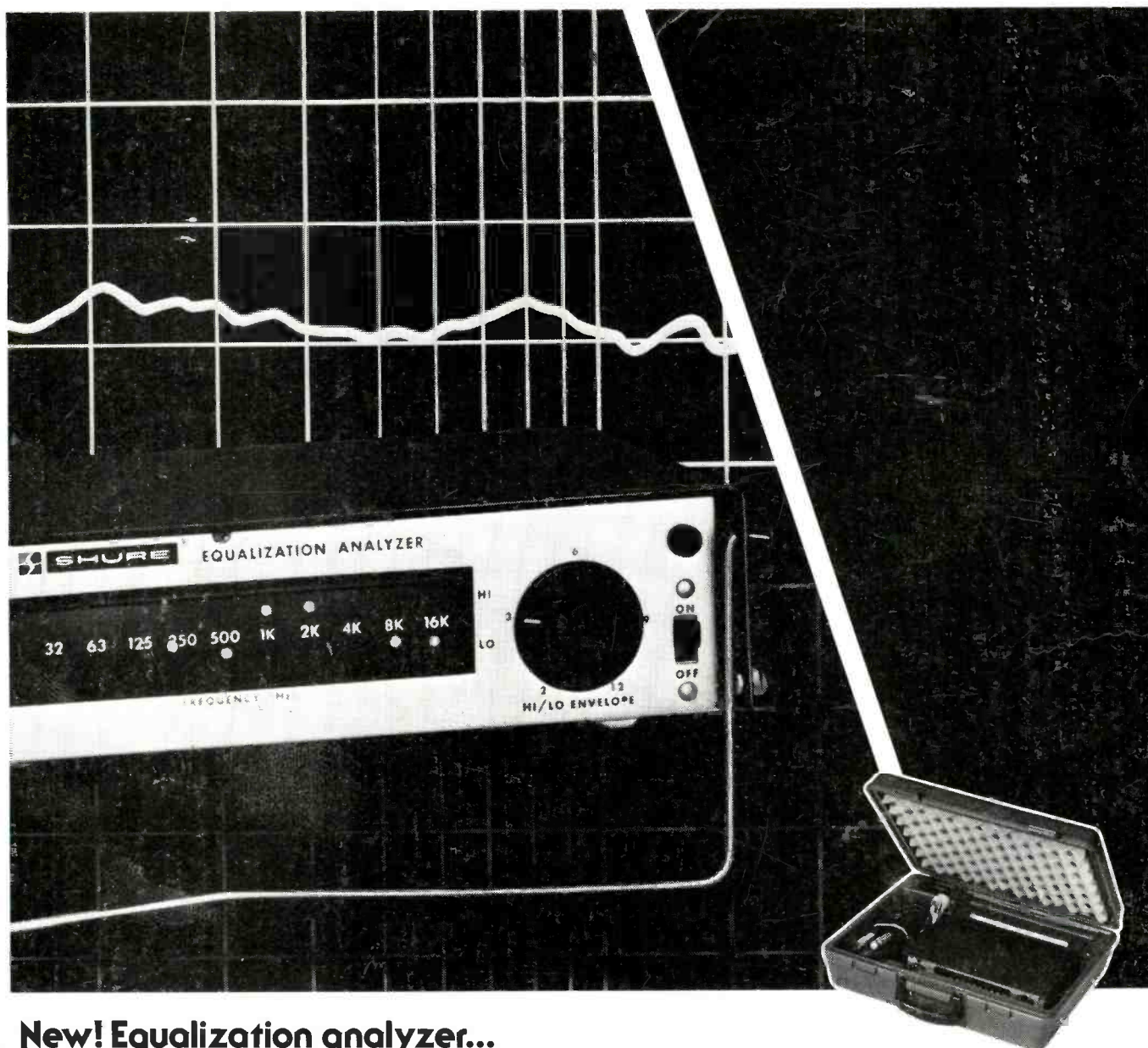
AUTO-SET

Part of the NO COMPROMISE philosophy
at

Harrison



HARRISON SYSTEMS, INC. • P.O. Box 22964 Nashville, Tennessee 37202 • (615) 834-1184, TELEX 655183



New! Equalization analyzer...

Balance a system...Balance a budget.

Quick and accurate adjustment of sound system frequency response is finally within the reach of most budgets. The Shure M615AS Equalization Analyzer System is a revolutionary breakthrough that lets you "see" room response trouble spots in sound reinforcement and hi-fi systems—without bulky equipment, and at a fraction of the cost of conventional analyzers.

The portable, 11-pound system (which includes the analyzer, special microphone, accessories, and carrying case) puts an equal-energy-per-octave "pink noise" test signal into your sound

system. You place the microphone in the listening area and simply adjust the filters of an octave equalizer (such as the Shure SR107 or M610) until the M615 display indicates that each of 10 octaves are properly balanced. You can achieve accuracy within ± 1 dB, without having to "play it by ear."

Send for complete descriptive brochure AL558.

*Shure Brothers Inc.
222 Hartrey Ave.
Evanston, IL 60204*

*In Canada:
A. C. Simmonds & Sons Limited*

TECHNICORNER

The M615 Analyzer's display contains 20 LEDs that indicate frequency response level in each of 10 octave bands from 32 Hz to 16,000 Hz. A rotary hillo envelope control adjusts the HI LED threshold relative to the LO LED threshold. At minimum setting, the resulting frequency response is correct within ± 1 dB. Includes input and microphone preamplifier overload LEDs. A front panel switch selects either flat or "house curve" equalization.

The ES615 Omnidirectional Analyzer Microphone (also available separately) is designed specifically for equalization analyzer systems.

SHURE®

MANUFACTURERS OF HIGH FIDELITY COMPONENTS, MICROPHONES, SOUND SYSTEMS AND RELATED CIRCUITRY.

for additional information circle no. 88

www.americanradiohistory.com