



# ELECTRONICS TODAY INTERNATIONAL

**HI-FI**  
Technics brilliant  
mini speakers reviewed

## DIGITAL MULTIMETERS

Choosing and using

## COLOURBEE CONVERSION

Worth it?

## PROJECTS

EPROM eraser

Bathroom strip heater time-out

## BUILD OUR ELECTRONIC SCALES

• featuring digital display



# If you thought you couldn't afford the famous TRIO KENWOOD quality... ...Think again!

For a limited period Parameters is offering TRIO oscilloscopes at special low prices. Here's your chance to own one of these leading brand oscilloscopes at a price you can afford.

**CS-1022 20MHz**      **\$649.00 Plus Tax**  
\$746.35 including tax

An economical dual trace scope packed with facilities. This scope is becoming the standard for routine work and for discerning amateurs.

**CS-1040 40MHz**      **\$1175 Plus Tax**  
\$1351.25 including tax

**CS-1060 60MHz**      **\$1495.00 Plus Tax**  
\$1719.25 including tax

3 channels, 6 traces. High bandwidth, high performance, portable scopes for communications and digital work. 1mV sensitivity — All new design.

**CS-2075 70MHz**      **\$1995.00 Plus Tax**  
\$2294.25 including tax

A truly professional scope offering a 70MHz bandwidth and a thoroughly modern design at a very attractive price.

**CS-2110 100MHz**      **\$2495.00 Plus Tax**  
\$2869.25 including tax

4 channels and 8 traces in our top of the line 100MHz scope. Offers all the sensitivity and bandwidth for practically any job.

## Personal Buyers

Take advantage of our direct mail offer. If you are not completely satisfied with your oscilloscope return it to us, undamaged and in its original packaging, within 10 days for a complete refund.

## Company Purchasers

Either attach the coupon below to your purchase order and mail (credit facilities are available to current account customers). Or should you wish to arrange a demonstration please contact us direct.

## Local Purchasers

We have set up a special demonstration area at our Sydney and Melbourne offices for your convenience. Come in any time and choose the model to suit your needs. Talk to our expert staff and get their free advice.

\* These prices all include delivery anywhere in Australia.

Probes Model 88100 100MHz switchable Greenpar probes to suit all the above scopes.

**\$33 Plus Tax**  
\$39.60 including tax



Available at leading stockists

\* Valid to 31st July, 1984

Parameters Pty Ltd  
Sydney 41 Herbert St, Artarmon, N.S.W. 2064. Phone. (02) 439 3288  
Melbourne: 53 Governor Rd., Mordialloc, Vic. 3195. Phone. (03) 580 7444



**SPECIAL OFFER**  
Free Model 601 DMM with every CS-1022 or CS-1040 purchased\*  
Free Model 7040 DMM with every CS-1060, CS-2075 or CS-2110 purchased\*

## ORDER FORM

Please supply the following oscilloscope(s). I understand that I will receive a FREE digital multimeter with every scope purchased.

Qty.	Model	Price	Tax*	Amount	
.....	CS-1022	\$649.00	\$97.35		
.....	CS-1040	\$1175.00	\$176.25		
.....	CS-1060	\$1495.00	\$224.25		
.....	CS-2075	\$1995.00	\$299.25		
.....	CS-2110	\$2495.00	\$374.25		
.....	88100 Probes	\$33.00	\$6.60		
				Total	_____

- My cheque is enclosed
- Bill my Bankcard\*\* No. ....
- My company order is attached (credit terms available to current account customers only.).

Name: .....

Address: .....

SIGNATURE .....

\*\* Bankcard purchasers must provide full street address (no P.O. Box numbers).  
\* Delete if not applicable (sales tax number and office exemptions required).  
Detach and mail to Parameters Pty. Ltd., P.O. Box 573, Artarmon, N.S.W. 2064.



## QUICK INDEX

**B**Y AND LARGE we're an uneducated lot. Compared to one of our most significant trading partners, Japan, the Australian workforce is way behind in the education stakes. In 1950 3.5% of those entering the labour force here had tertiary qualifications. In the same year in Japan, less than 1% had tertiary qualifications. Now, around 8% of Australians entering the workforce has tertiary qualifications, but the figure for the Japanese is a massive 35%! That represents around a 4000% increase while we've barely doubled it over the intervening 30-odd years. The Republic of Korea predicts that next year around 40% of its labour force entrants will have tertiary qualifications.

Social attitudes contribute a lot to this problem, actively discouraging academic effort. It's a real indictment of the great Australian "she'll be right" philosophy that Australia's workforce compares so badly in skills with major trading partners. How on Earth we are going to drag this country through the post-industrial decline without doing something revolutionary, and soon? That we need to rapidly improve our labour force skills is a challenge currently facing those who chart our society's course.

Western society has moved from a pre-industrial agricultural economy to an industrial (manufacturing) economy to a post-industrial services-based economy. Curiously, Australia was spared the clamour of the industrial revolution. From the time of the first British settlement, we've had a predominantly services-based economy. In the 19th century, roughly 50% of the labour force here worked in services. Around 71% or so of our workforce is currently employed in the service industries. But unless we can improve our labour force skills, we're simply going to fall well behind the rest of the western world. Development here will be (has been?) severely retarded and we'll become relatively unskilled 'lackeys' to our trading partners and an economic 'sink' for their exports. Australia's workforce is too small for us to manufacture and export goods in quantity — unless our manufacturing becomes highly automated (or 'robotised'). We'd be better off exporting the product of our skills. Pity we have so few.

Sadly, there are few distinct signs on the horizon that our industry leaders, educational mentors and political servants are addressing themselves to the question. If we could only look around and learn from the successes of others, we might stand a chance of catching up.

Roger Harrison  
EDITOR

## SERVICES

**TECHNICAL INQUIRIES:** We can only answer readers' technical inquiries by telephone after 4.30pm Mondays to Thursdays. The technical inquiry number is (02) 662-4267. Technical inquiries by mail must be accompanied by a stamped, self-addressed envelope. There is no charge. We can only answer queries relating to projects and articles as published. We cannot advise on modifications, other than errata or addenda. We try to answer letters as soon as possible. Difficult questions may take some time to answer.

**COPYRIGHT:** The contents of *Electronics Today International* and associated publications is fully protected by the Commonwealth Copyright Act (1968). Copyright extends to all written material, photographs, drawings, circuit diagrams and printed-circuit boards. Although any form of reproduction is a breach of copyright, we are not concerned about individuals constructing projects for their own private use, nor by bands (for example) constructing one or more items for use in connection with their performances. Commercial organisations should note that no project or part project described in *Electronics Today International* or associated publications may be offered for sale, or sold in substantially or fully assembled form, unless a licence has been specifically obtained so to do from the publisher, The Federal Publishing Company, or from the copyright holders.



**GENERAL INQUIRIES:** For all inquiries about back issues, subscriptions (\$24.00 for 12 months/12 issues), photocopies of articles, artwork or submitting articles, call (02) 663-9999 or write to: ETI Reader Services, 140 Joynton Avenue (PO Box 227), Waterloo, NSW 2017.

**CONTRIBUTIONS:** Submissions must be accompanied by a stamped, self-addressed envelope. The publisher accepts no responsibility for unsolicited material.

**LIABILITY:** Comments and test results on equipment reviewed refer to the particular item submitted for review and may not necessarily pertain to other units of the same make or model number. Whilst every effort has been made to ensure that all constructional projects referred to in this edition will operate as indicated efficiently and properly and that all necessary components to manufacture the same will be available, no responsibility is accepted in respect of the failure for any reason at all of the project to operate effectively or at all whether due to any fault in design or otherwise and no responsibility is accepted for the failure to obtain any component parts in respect of any such project. Further, no responsibility is accepted in respect of any injury or damage caused by any fault in the design of any such project as aforesaid.

### FEATURES

Modern multimeters — the ins and outs ..... 14

### AUDIO/VIDEO

Technics SB-X100 loudspeakers ..... 45

### COMPUTING

IBM's million bit memory chip ..... 53  
Colour conversion of the Microbee ..... 64  
VIC-20 column ..... 84  
Microbee column ..... 88

### PROJECTS

669: Pangalactic EPROM eraser ..... 69  
662D: Darkroom exposure/process timer. Part 2 ..... 73  
1523: Digital readout electronic scales. Part 1 ..... 100  
162: Power supply 'goof-proofed' ..... 113  
275: Bathroom strip heater time-out ..... 133

### ELECTRONICS

Circuit File: Logic gates ..... 118  
Ideas for Experimenters ..... 143

### COMMUNICATIONS

Maple leaf brag ..... 157

### NEWS

News Digest ..... 8  
Sight & Sound ..... 41  
Computing Today ..... 53  
Equipment ..... 93  
Component ..... 95  
Communications ..... 155

### GENERAL

Advertisers' Index ..... 5  
Mail order books ..... 131  
Shoparound ..... 150  
Mini-Mart ..... 161  
Dregs ..... 162

### SPECIAL OFFERS

6800 microprocessor books ..... 77

**EDITOR**

Roger Harrison VK2ZTB

**ASSISTANT EDITOR**

Jennifer Whyte B. App. Sc.

**EDITORIAL STAFF**

Jon Fairall B.A.

Geoff Nicholls B.Sc./B.E.

Peter Ihnat B.E., B.Sc.

Robert Irwin

**ASSOCIATES**

David Tilbrook VK2YMI

Jonathan Scott

B.Sc./B.E. (Hons) VK2YBN

**DRAUGHTING**

David Currie

**PRODUCTION**

Peter Maxwell

Mark Davis

**ADVERTISING SALES**

Richard Pakalnis (Group Manager)

John Whalen (National)

Steve Collett

**ART DIRECTOR**

All White B.A.

**ART STAFF**

Tonl Henson

Brian Jones

Vicki Jones

**READER SERVICES**

Carmel Gatt

**ACOUSTICAL CONSULTANTS**

Louis Challis and Associates

**MANAGING EDITOR**

Jamieson Rowe

**HEAD OFFICE**

140 Joynton Avenue, (PO Box 227)

Waterloo, NSW 2017.

Phone: (02) 663-9999 Sydney.

Telex: 74488, FEDPUB.

**ADVERTISING OFFICES****AND AGENTS:**

**Victoria and Tasmania:** Virginia Salmon and Mel Godfrey, The Federal Publishing Company, 23rd Floor, 150 Lonsdale Street, Melbourne, Vic. 3000. Phone: (03) 662-1222 Melbourne. Telex: 34340, FEDPUB.

**South Australia and Northern Territory:** The Admedia Group, 24 Kensington Road, Rose Park, SA 5067. Phone: (08) 332-8144 Adelaide. Telex: 82182, ADMEDIA.

**Queensland:** Geoff Horne Agencies, PO Box 247, Kenmore, Qld 4069. Phone: (07) 202-6813 Brisbane.

**Western Australia:** Cliff R. Thomas, Adrep Advertising Representative, 62 Wickham Street, East Perth, WA 6000. Phone: (09) 325-6395 Perth.

**New Zealand:** Chris Horsley, 4A Symonds Court, Symonds Street, Auckland. Telex: NZ60753. TEXTURE. Phone: 39-6096. Auckland.


**Britain:** Peter Holloway, John Fairfax and Sons (Australia) Ltd, Associated Press House, 12 Norwich Street, London EC4A 1BH. Phone: (01) 353-9321 London. Telex: 262836, SMHLDN.

**Japan:** Genzo Uchida, Bancho Media Services, 5th Floor, Dai-Ichi Nisawa Building, 3-1 Kanda Tacho 2-chome, Chiyoda-ku, Tokyo 101. Phone: (03) 252-2721 Tokyo. Telex: 25472, BMSINC.

**ELECTRONICS TODAY INTERNATIONAL**

is published monthly by the Electronics Division of the Federal Publishing Company Pty Limited, 140 Joynton Avenue, Waterloo, NSW 2017. Typeset and printed by ESN-The Litho Centre, Sydney. Distributed by Gordon and Gotch Limited, Sydney. Cover price \$2.50 (maximum and recommended Australian retail price only; recommended New Zealand price, \$2.95). Registered by Australia Post, Publication No NBP0407. ISSN No 0013-5216.


COPYRIGHT © 1984, THE FEDERAL PUBLISHING COMPANY



Digital readout electronic scales

## SPECIAL OFFERS

### 6800 MICROPROCESSOR BOOKS .... 77



Digital multimeters reviewed



Technics SB-X100 loudspeakers

**NEWS**

NEWS DIGEST	8
SIGHT & SOUND	41
COMPUTING TODAY	53
EQUIPMENT	93
COMPONENT	95
COMMUNICATIONS	155

**COLUMNS**

VIC-20	84
MICROBEE	88

**DEPARTMENTS**

IDEAS FOR EXPERIMENTERS	143
SHOPAROUND	150

This page is to assist readers in the continual search for components, kits, printed circuit boards and other parts for ETI projects and circuits. If you are looking for a particular item or project and it is not mentioned here, check with our advertisers.

**MINI-MART 161**

• We'll publish up to 24 words (maximum) free of charge for you, your club or your association. Copy **must** be with us by the first of the month preceding the month of issue. Please — **please** — print or type advertisements clearly, otherwise it may not turn out as you intended! Every effort will be made to publish all advertisements received; however, no responsibility for so doing is accepted or implied. Private advertisements only will be accepted. We reserve the right to refuse advertisements considered unsuitable.

• **Conditions:** Your name and address plus phone number (if required) must be included with the 24 words. Reasonable abbreviations, such as 25 W RMS or 240 Vac, count as one word. Advertisements must relate to electronics, audio, communications, computing, etc — general advertisements cannot be accepted. Send your advertisement to:

ETI Mini-Mart,  
P.O. Box 227,  
Waterloo NSW 2017.

MAIL ORDER BOOKS	131
DREGS	162



# CONTENTS

## FEATURES

### Modern multimeters — the ins and outs

A look at the latest in digital multimeters, how they function and the best way to go about buying one.

14

### Logic gates

Which type should be used in a particular application? All your questions answered.

118

### Maple leaf brag

The shortwave station, Radio Canada International, recently upgraded its transmitting facilities and now has five 250 kW transmitters.

157

## PROJECTS

### 669: Pangalactic EPROM eraser

If you're developing and using EPROM-based software you will need an EPROM programmer and an EPROM eraser.

69

### 662D: Darkroom exposure/process timer. Part 2.

This article completes the construction and assembly of the project, explains how it works and how to use it.

73

### 1523: Digital readout electronic scales. Part 1.

This project uses a unique sensing technique, has reasonable precision, four-digit readout, and three ranges of 200 g, 2 kg and 5 kg full-scale.

100

### 162: 'Goof-proofing' our popular bench supply.

This modification provides current-limit protection during switch-on and switch-off — now you won't blow Q1.

113

### 275: Bathroom strip heater time-out

A simple timer is incorporated into the pull-on/pull-off switch used to control the heater; the heater is automatically turned off after 30-40 minutes.

133

## REVIEWS

### Technics SB-X100 loudspeakers

The flat frequency response, inaudible distortion above 120 Hz and impressive decay response spectra are as good as many speakers costing three or four times the price of this bookshelf system.

45

### Colour conversion of the Microbee

The software additions are explained, along with their use, advantages and disadvantages.

64

## ADVERTISERS' INDEX

ABDY .....	44
ACME Electronics .....	97
AED .....	52
Applied Technology .....	90,91
Aust. Government .....	56,62,63
Aust. School Electronics .....	44
Altronics .....	66,67,114,115
	140,141,148,149
All Electronic Components .....	142
Antenna Engineering .....	156
Avtek Electronics .....	51
Benelec .....	21
Birkenhead Electronics .....	128
Cambridge Learning .....	44
Capricornia Institute .....	79
Centre Industries .....	52
Crusader Elect .....	24
Delsound .....	147
Dick Smith .....	10,80,81,82,83
	144,145,152,153,160
Electromark .....	147
Ellistronics .....	110,111,112
Elmeasco .....	22,23
Erona .....	134
Energy Control .....	71
Exciting Lighting .....	71
Gametronics .....	59
GCS Computers .....	52
George Brown .....	32
Graphic Directions .....	55
Hewlett Packard .....	13
Hi-Tech Light & Sound .....	6,7,16
Hi-Tech Software .....	58
Imark .....	154
Inst. Diag. Engineers .....	59
Jaycar .....	12,42,43,98,99
	122,123,136,137
Kenelec .....	36
Kent Instruments .....	24
K-Nar .....	52
Lawrence & Hanson .....	26
Mag Media .....	60
Mayer Kreig .....	151
MaGraths Electronics .....	86,87
Mini Tools Aust. .....	92
Neotronics .....	128
Nilsen Rowe .....	27
Parameters .....	37
Paris Radio .....	55
Philips .....	40
Powersonic .....	147
Fromark .....	139
Prepak .....	116
Radio Despatch .....	11
Rod Irving .....	38,78,85,94,96
	103,104,109,117,126,127
Rose Music .....	IBC,48,49
Seeburg Music .....	44
Scientific Devices .....	35
Scope .....	61
Soanar .....	97
Sony (Aust) .....	IBC
Stewart Elect .....	68
Tech Sales .....	39
Truscott Elect .....	154
University Graham .....	24
Warburton Franki .....	18
Wireless Institute .....	154

## NEXT MONTH



### PRINTERS

Looking for a printer to get hard copy from your personal computer? It's a bit of a chal-

lenge deciding these days, the choice is so broad! Next month's issue features a great, grand survey of the variety of printer types, and explains the technology, the applications and how to choose the right type for your situation. Don't miss it!

### 25 W UHF BOOSTER AMP

When you're running a UHF mobile rig, you need all the power output you can get — repeaters notwithstanding. This low cost transmitter booster amp will give your signal quite

a 'lift' without breaking the bank. Easy to build, easy to get going.

### PAGING AMP/SOUND SYSTEM

Just the thing for clubs, halls etc. This project features four balanced low level inputs plus two high level inputs (one balanced, one unbalanced). Each input has a level control plus bass and treble tone controls (see the ETI-1421 preamp last month). The power amp employs our popular and reliable ETI-499 150 W MOSFET module to drive a 100 V line output.






# Hi-TECH LIGHT AND SOUND

HIRE \* SALES \* SERVICE

63 Hardgrave Road, West End 4101  
Postal Address: P.O. Box 377, West End

Phone: (07) 44 4971

GENEROUS TRADE TERMS  
AVAILABLE TO INSTALLERS



A superb U.F.O. type effect - ideal for the disco club. One high power quartz lamp in the centre (200 hr. life) shoots parallel beams of light through the 12 lenses on the perimeter.

## Astron 3 - UFO Type Effect

Separate controls for revolving speed, tumble and "hover"

ONLY \$2150.00



## LAMPS & BULBS


### PAR 38 FLOOD

Red Blue Green & Amber

PRICE \$4.90

## For Club Owners and Installers!

## NEW DEAL ON PINSPOTS



New Range

PAR 36 \$34.00

PAR 36 \$52.00

C/W GEL HOUSING

PAR 46 \$56.00

C/W GEL HOUSING

PAR 38 \$32.50

All above prices include lamp.

## SMOKE 'N' FLASH

\$970.00  
ORDER YOUR SMOKE SYSTEM TODAY




### Le Maitre MINI-MIST Smoke Machines

The best selling machine on the market

5 FREE SMOKE CANNISTERS worth \$10.91 each

### PYROFLASH SYSTEMS



COMPLETE OUTFIT for instant "Smoke" or "Flash" effects on stage at the touch of a button (remote system included)

A DETONATOR SYSTEM (Including Flashbox) \$228.00

#### B CARTRIDGES

(Theatrical Flash) \$3.60 each \$40 per doz boxed  
Also available SILVER STAR, GOLDEN STAR, COLOURED FIRE (Various Colours)

SUGGESTED OUTFIT Starter Pack A + B ONLY \$268.00 Including 12 cartridges

## CITRONICS

SM 330 \$695.00

SM 440 \$1055.00

DISCO MIXERS

### AKG

D330 BT \$215.00

D310 \$123.50

### STROBE

JUMBO STROBE \$98.00

### 7m ROPELIGHTS

4CH. RED BLUE YELLOW M/COLOUR GREEN CLEAR \$99.00

ROPELIGHT CONTROLLERS SOUND ACTIVATED 4CH. \$90.00

### HELICOPTER

4 HEAD \$295.00 C/W LAMPS

## Multi-Coloured ROPELIGHTS

Special HI-TECH "Package Deals" with controller

Package Deal Multi-Coloured Ropelight 7m \$99.00  
4 CH. Controller \$90.00  
Ropelight to Controller Adaptor \$18.00

SPECIAL \$180.00

## UV Active FLUORO TUBING



PRICE PER METRE

4mm ROUND \$4.00

8mm ROUND \$1.50

2mm FLAT \$0.20

100mm FLAT \$5.80

WHITE, TRANS, YELLOW, RED, PINK, GREEN, BLUE, ORANGE, YELL/GR.

## NEW LOWER PRICES ON UV

Tubes



1 - 9 \$12.00

2ft Tubes - 10 + \$10.00

4ft Tubes - 1 - 9 \$12.00

10 + \$9.00




# Introducing The Most Exciting New Product Range For Years!



## MATRA DISCO CONSOLE SEE APRIL ETI.


**\$1595.00**

**Just out**



**\$480.00**

### TECHNICS SL1200



### MIRROR BALLS


Superior Quality small facets YET an AMAZINGLY LOW PRICE

- 8" ..... \$29.50
- 12" ..... \$59.50
- 18" ..... \$92.50

12" 1/2 Mirror Balls inc. Motor \$69.50  
Rotators for 8", 12" & 18" Mirror Balls \$28.00

## STROBES COLOUR STROBE

- probably the best selling multi-purpose Strobe in QLD. Solidly built. Highly polished reflector. Sound activated with sensitivity control at rear. VERY POWERFUL. Red Blue Yellow Green



**\$46.90**

## COEMAR GALAXY BALLS

SPECIAL OFFER TO CLUB OWNERS FOR 1 MONTH ONLY

Galaxy 12 Sale Price **\$1790.00**

Price includes 12x PAR 36 lamps Also generous Trade Terms to Installers - ask for quote

Illustrated above the Galaxy 36 from Coemar



## DON'T FORGET WE DO

Pinspots, Revolving Things for Ceilings, Lightguns, Mirror Balls, UV, Smoke Machines

## Zero 88 -FX4

### Combined Lighting + Strobe Controller -

featuring "button" control for switching over - ALL LIGHTS OFF - STROBE CHASE ON! Will operate 4 channels of Inductive Load Lighting + Remote Control on up to 4 Strobes. Many other combinations, patterns and displays controllable through the "all button" keyboard. A "Hi-Tech" controller at a "Low-Tech" price.

**Special Offer \$520.00**



- IBANEZ 31 BAND EQUALIZERS **\$490.00**
- BOSS DIGITAL DELAY 1280ms **\$490.00**
- PRIMO UD 312 MIC **\$88.00**
- 240V BUBBLE LAMPS 120mm HIGH **\$11.90**
- ZPE 500W MOSFET P/AMP **\$1080.00**
- ZPE 600W MOSFET P/AMP **\$1650.00**
- ZPE 1000W MOSFET P/AMP **\$1950.00**

## Mail Orders + Installations + Other Info

**CREDIT CARDS**  
Bankcard, M/Card, AGC Credit Line

**CLUB INSTALLATIONS**  
Excellent service through Australia.

**INSTALLERS**  
Write to us for attractive Trade Terms.

**MAIL ORDERS (AUST)**  
Add packing & post (P&P) as follows (Aust. only) **MINIMUM MAIL ORDER \$25**  
Goods \$25-\$49 ..... P&P\$3.50  
Goods \$50-\$99 ..... P&P\$5.00  
Goods \$100-\$149 ..... P&P\$7.50  
Goods \$150-\$199 ..... P&P\$10.00

Goods \$200 + Add 5% to Order value or otherwise by individual quotation. Send to: **HI-TECH LIGHT & SOUND**  
63 Hardgrave Rd.  
West End Q. 4101.



## SMPTE conference

The Society of Motion Picture Engineers (SMPTE) is holding its first international convention and exhibition in Sydney at the RAS Showground between June 7 and 9, 1984.

This is the first time the SMPTE conference has been held outside North America.

The purpose of the conference is to communicate to members the latest developments in motion picture and television technology. To this end, over sixty papers will be presented on all aspects of the industry.

Speakers will include Garrett Brown, developer of the Steadicam. He will be introducing the Skycam, a high angle development of the Steadicam.

Peter Parkes, from Scientific Films of Oxford in the UK, will deliver a paper on technical aspects of macro photography, and Ed DiGuilio, from Cinema Products, will be talking about DataKode, an electronic method of encoding film to assist the editing process.

To coincide with the conference there will be an exhibition in adjoining pavilions. Forty companies are exhibiting their wares, and the products on display will encompass every facet of the industry.

Organisers expect 6000 people to attend the three day affair.

For more information write P.O. Box 88, Willoughby NSW 2068 or phone the chairman on (02)858-7500.

## Electric vehicles comp

The annual Electric Vehicle Endurance competition will be held at VFL Park, Waverley, Melbourne on the 24th June.

The competition has four categories for two, three and four wheel vehicles as well as a handicapped persons section.

Vehicles are allowed a maximum battery weight of 25 kg.

Entry forms and conditions of entry are now available from

AEVA, Melbourne Branch, 126 Russell Street, Melbourne. (03)63-7263.



Carbon-lithium battery. Rechargeable coin-type developed by Matsushita.

# 1000 cycle charge/discharge lithium battery

National's parent company in Japan, Matsushita Electric, has developed a three volt, carbon-lithium secondary battery which assures 1000 charge/discharge cycles.

Most conventional rechargeable batteries are either lead-storage or Nickel Cadmium types which have a maximum output of two volts.

This new battery uses activated charcoal for its positive electrode and lithium for its negative electrode and has an organic electrolytic solution which is non-aqueous.

Conventional primary lithium batteries use poly-carbon monofluoride for the positive electrode and lithium for the negative which has produced products with high energy density that are compact and lightweight. However, there were not enough charge/discharge cycles (200 to 300 cycles) due to a pile-up of arborescent crystal, called 'dendrite', on the surface

of the lithium negative electrode.

The new coin-type battery, dubbed 'R2020', is 20 mm in diameter and 2 mm thick, making it useful as a back-up power source for a variety of electronic equipment. Matsushita plans to introduce more coin-type batteries, box-type models such as storage batteries and cylindrical-type models, in accordance with market demands.

National has not yet announced plans for marketing the new battery to the Australian market.

Another Matsushita product that is now being mass produced is the world's smallest pin-type three volt lithium battery, measuring 2.2 mm in diameter and 11 mm in length.


It is expected that the battery will be widely used for small electronic products such as wrist watches, calculators, memory cards, memory back-ups, microphones, hearing aids and toys.

The three volt battery initially will be marketed for use in ultra-small fishing floats with an LED for night fishing.

To achieve mass production the company had to decrease dimension tolerances to one-tenth that of previous models in the drawing process of the aluminium case and in the areas of plastic molding technology and assembling technology of the battery.

Some of its features are that it maintains a constant operating voltage when loaded, has a long shelf life with low self-consumption, is capable of lighting an LED with one battery and has superior temperature characteristics.

For more information contact National Panasonic (Australia) Pty Ltd, 95 Epping Rd, Nth Ryde NSW 2113. (02)887-5333.



World's smallest. Matsushita's pin-type lithium battery.



## No claptrap from Zap

Three former employees of Dick Smith Electronics have established a new electronics group to import and distribute the latest consumer electronics products from Asia.

Trading as Zap, the group have opened their first retail outlet at Parramatta. Zap will concentrate only on state-of-the-art or the latest products from the world's manufacturers and aim to have the products in their stores first.

Most consumer electronics products become available months after travellers see them for sale overseas. Pat Daly, former National Marketing

Manager for the Dick Smith Electronics group, believes that electronics are becoming more and more a fashion business and consumers demand the most advanced electronics products.

Zap stock electronic products for the modern home — telephones, audio products, alarm systems, computers and electronic games at direct-import prices.

For further information contact Julie MacDonald on (02)411-7707. Zap's second Sydney store is now open at Hornsby, Shop M1, Northgate Shopping Centre. (02)476-6122.

## Radio for print-handicapped

The radio station 3RPH aims its broadcasts at blind people or those whose sight is severely impaired, and at the physically handicapped who cannot hold or turn the pages of a magazine or newspaper.

3RPH operates just above the top end of the AM broadcast band in Melbourne from studios in Kooyong. The station uses facilities owned by the Association for the Blind in Talbot Crescent and is operated by volunteers. Some of the volunteers are handicapped themselves; at least two of the evening presenters are blind.

There is a professional staff of only two people, station manager Lindsay McMillan and coordinator Derrick Harvey. However, there is a force of about 150 volunteers who take care of the everyday running chores, the main one of which is to select material from maga-

zines and papers which is suitable for the 'presenters' to read over the air.

The main style of programme is to read selected news, features and sports stories of particular interest to the handicapped audience.

The frequency of 1629 kHz at the high end of the dial is active from 8 pm to 10.30 pm week-nights with rebroadcast material from 10 am to 12.30 pm on Tuesdays through to Saturdays.

Derrick is hoping to expand the hours of operation from 7 am through to 10 pm seven days a week, to a level of 105 hours per week instead of the present 29 hours. He says this will be made possible by simply building the station volunteer staff up to at least 750 people.

So if you believe you have talents in radio broadcasting get in touch with Derrick at 3RPH during office hours.

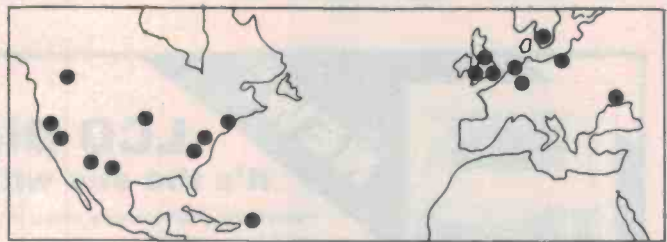
## Security centre

Dick Smith has introduced an alarm system which they claim is easy to install and operate. Called the Dick Smith Security Centre, it is designated as Cat. L-5100 and retails for \$199.

Some of the features of the unit are: six individually controllable sectors each with instant/delayed entry-exit and lockout facilities; resistive detection loops which makes

bypassing or removal virtually impossible; variable entry/exit delays; fire alarm provision incorporated with 24 hour panic/fire/siren function; housed in metal tamper-proof box with inbuilt mains supply and room for back-up battery; security-type keyed operation.

The Dick Smith Security Centre is available at any Dick Smith store.



Astronomy probe. The sites indicate the position of the radio telescopes that will link up to map space.

## New synthesis telescopes

Radio Astronomers are getting a better look at a 'jet' of expanding gas in a distant galaxy. The jet is moving faster than the speed of light, seeming to break one of the most fundamental laws of physics.

The discovery was made possible by a synthesis telescope.

Synthesis telescopes are the outcome of a drive by radio astronomers to improve the resolution of their instruments. Until the advent of radio astronomy this was done by building bigger telescopes. The problem is that the best of modern engineering cannot produce dishes much bigger than those in use today.

To overcome this impasse astronomers have invented a technique known as interferometry, in which a number of telescopes are linked together. Because of the physical separation of the dishes there is a phase difference between the signal at the antennae that depends to a certain extent on the shape of the source.

With these techniques it is possible to synthesise a dish that

acts as if it were many hundreds, even thousands, of kilometres across. Recently, astronomers in the northern hemisphere synthesised a dish stretching from California to the Crimea. Included were the US Very Long Base line telescope (a permanent synthesis telescope), the big British dishes, and various units in Europe and Russia.

One of the targets of the project was the radio galaxy 3C120. This curious object resembles a quasar and has a jet of gas at its centre that seems to be expanding at a speed greater than the speed of light.

Meanwhile work is continuing on the Australian Synthesis Telescope, which is due for completion in time for the bicentennial. The project will involve the construction of six telescopes at Culgoora and one at Siding Springs in New South Wales. These will then be linked to the existing telescopes at Parkes and Tidbinbilla.

When completed the Australia telescope will be comparable with the Very Long Base line telescope in the U.S.

## NEC develops advanced laser diode

Japanese computer and semiconductor maker, NEC, has developed an advanced laser device that can store, switch and amplify laser-optical signals.

One of the first of its kind in the world, the device, called a bi-stable laser diode, has been satisfactorily tested in a full optical data-transmission system.

A spokesman for NEC's optical and electronics laboratory said the bi-stable laser diode is similar to a semiconductor in function and could pave the way for the development of laser integrated circuits and event-

ually laser computers.

The new laser diode device will be used to amplify, switch and store laser or light signals, in the way semiconductors process, switch and store electric signals, he said.

Compared with electric currents, light signals require less energy and are virtually immune to electronic interference. Optical fibre cables, which are used to carry light signals, can drastically increase efficiency in communications and data transmission.



# MULTI SAVINGS!



**NEW!**

## LCD Digital... it's the one with the lot!

Everything you've ever wanted in a multimeter  
...and then some!

- ★ Semiconductor junction test
- ★ Hfe check for both NPN & PNP
- ★ Inbuilt buzzer for continuity
- ★ 5 capacitance check ranges
- ★ 10A AC & DC ranges
- ★ 30 ranges
- ★ 0.5% accuracy

**PLUS** huge LCD display with auto polarity, low battery indication...all for less than \$150!! Isn't it time YOU updated your multimeter? Cat Q-1500

**\$149<sup>95</sup>** *Amazing low price!*

*Includes a sturdy case for extra protection!*

No tool case is really equipped... without an

## LCD Multimeter

Where else but Dick Smith's could you find a quality digital LCD multimeter at this incredibly low price? We've cut no corners with this precision instrument. Features push button range selection, large 13mm LCD display, bench stand for easy reading, diode check facility and overload protection. With its 10A DC range, the Q-1444 represents excellent value for money! Complete with test leads and full instructions. Cat Q-1444

**\$59<sup>50</sup>**



**TOOLS**

## Budget Priced Moving Coil with Continuity Test!

A compact, reliable multimeter with an added bonus: a built-in buzzer for continuity testing! Also has a battery checker PLUS 10A DC range - not normally found on low-priced multimeters! On top of this, you get a high sensitivity (20,000 ohms per volt) meter mirrored scale and large banana plugs for sure contact. Cat Q-1022

**\$29<sup>50</sup>**

## Our Biggest Seller!

Almost a complete test bench in one package - no wonder it's our best selling multimeter! With 100,000 ohms per volt sensitivity and ranges to cover every test set-up, this outstanding meter is all the average hobbyist will ever need - and it's just as much at home on the service bench or in the lab! Measures transistors Ico and Hfe for both NPN & PNP (also good for diode testing) and has an inbuilt transistor oscillator for capacitance measurement. Cat Q-1140


**\$76<sup>50</sup>**

## LCD Multimeter... that measures capacitance!

Yes! It not only features the normal ranges found on digital multimeters, it also has five ranges of capacitance checking, two ranges of conductance AND a diode check position! All this in a very accurate (less than 0.25% on DCV) and high impedance (10Mohm) instrument that is good enough for the designer's test bench, but has a low enough price for the hobbyist. All this plus overload protection, automatic polarity, 2.5cm LCD digits - and measurement to 10A AC & DC. Cat Q-1460

- ★ 32 ranges
- ★ Up to 1kV & 10A AC & DC
- ★ Capacitance, diode & conductance too!
- ★ Auto polarity

**\$99**



O-1460 CAPACITANCE DIGITAL MULTIMETER

# DICK SMITH ELECTRONICS



(See page for address details)

A 763/GT



**Briefs**

The first technical agreement for Japanese microprocessor technology above the 8-bit level was signed in April between NEC and Zilog of the USA. Under the agreement, Zilog will have access to NEC technical information on the new V series 16 and 32-bit processors.

Concern is being expressed in Japan at the increasing backlog that continues in orders of LSIs and semiconductors. Makers of finished products are being forced to extend delivery deadlines and some are reducing the

quantities of earlier orders. Industry sources say the backlog is hurting the Japanese parts and components business even though device manufacturers are hastening expansion of their production capabilities.

Magraths Electronics has expanded its computer division and now occupies the entire first floor at the company's A'Beckett Street, Melbourne premises. The company has on display a total range of computer products from complete systems to software.

Ken Titman has been appointed manager of George Brown Electronics' Melbourne office. Bryan Bell has joined the company as a sales representative. He was previously employed at STC.

Labtam International, producers of the Labtam 3000 computer, has set up a Sydney office at 2 Help St, Chatswood. The manager is Les Cornell.

Four Japanese makers of TV antennas are preparing to field test flat, rather than parabolic, antennas for receiving direct satellite TV signals. The basic design was developed back in 1981 using a 90 square centimeter surface to gain 20 dB. Recently they have improved this figure to about 36 dB, or nearly the same rating as a 750 mm parabola. The flat aerials use copper clad laminated boards and are less expensive than the equivalent parabola.

The software wholesaler, Software Source, has set up what it calls a 'software source education centre', in Bondi Junction, Sydney. Managing Director Greg Lister said, "We believe that training is fast becoming the most important aspect of a computer system. Good software, and well trained operators are the key to success". Courses are being designed for the companies, authorised dealers, as well as the end users.

**NOTES AND ERRATA**

February '84, Ideas for Experimenters: On page 116 the 'electric floor heat earth leakage monitor' normally ticks at about 1 Hz, not 1 kHz as was printed. It was also stated that any small leakage of ten milliohms or less will increase the frequency of the output. The value of the leakage should be ten megohms. February '84, Compost Calculator: A few errors were discovered in the flow chart on page 76. In the top half of the diagram, second from the left, under the heading 'flowchart compost' step six should be FOR J=1 TO N. On the far right under the heading 'search array and calculate C/N ratio', step four should be IF A(1,4)<-0.125.

In the bottom half of the diagram the steps following '500' should be D=+1, C=1 and H=1. Under '550' it should be D=-1. The third step following '600' should be C=C+D. Under '700' it should be D>0.

The Digital vs. Analog battle is over.



FROM THE WORLD LEADER IN DIGITAL MULTIMETERS



FROM THE WORLD LEADER IN DIGITAL MULTIMETERS



**Fluke 73**

Analog/digital display  
Volts ohms 10A diode test  
Autorange  
0.7% basic dc accuracy  
2000+ hour battery life  
3-year warranty

**Fluke 75**

Analog/digital display  
Volts ohms 10A mA diode test  
Audible continuity  
Autorange/range hold  
0.5% basic dc accuracy  
2000+ hour battery life  
3-year warranty

**Fluke 77**

Analog/digital display  
Volts ohms 10A mA diode test  
Audible continuity  
Touch Hold function  
Autorange/range hold  
0.3% basic dc accuracy  
2000+ hour battery life  
3-year warranty  
Multipurpose holster

**RADIO DESPATCH SERVICE**

869 George St., Sydney NSW 2000 (Near Harris St.)

**The new Fluke 70 Series.**

They combine digital and analog displays for an unbeatable two-punch combination.

Now, digital users get the extra resolution of a 3200-count LCD display.

While analog users get an analog bar graph for quick visual checks of continuity, peaking, nulling and trends.

Plus unparalleled operating ease, instant autoranging, 2,000+ hour battery life and a 3-year warranty.

All in one meter.

Choose from three new models. The Fluke 73, the ultimate in simplicity. The feature-packed Fluke 75. Or the deluxe Fluke 77, with its own multipurpose protective holster and unique "Touch Hold" function (patent pending) that captures and holds readings, then beeps to alert you.

Each is Fluke-tough to take a beating. American-made, to boot. And priced, quite simply, to be a knockout.

So call or come in and see them now.

Tel: (02) 211-0744/211-0816  
Open: Mon-Fri 8.30 am to 5.30 pm  
Thurs to 6.30 pm, Sat to 12.00 pm  
Bankcard/Mastercard/AGC accepted.




# JAYCAR - No.1 FOR LOW COST TEST EQUIPMENT!!

## VALUE FOR MONEY MULTIMETER

- Japanese made quality. One of the most exceptional buys in years.
- ★ Bifurcated selector switch contacts
  - ★ ABS moulded case
  - ★ 4mm banana plug sockets
  - ★ Test leads supplied
  - ★ Fuse/diode protected
  - ★ Easy to read scale
  - ★ 135x90x45mm
  - ★ Battery check facility AA, C & D cells
  - ★ 20,000 ohm/volt DC

Cat. QM-1005

**\$17.95**



## 100K/VOLT PLUS TRANSISTOR/CAPACITOR CHECKER

Remember the days when high grade precision laboratory multimeters were available only from the U.K. and then they cost a King's Ransom? Well that's history - The new Q1040 is everything a high quality meter should be PLUS it checks transistor HFE and ICO and measures capacitors from 50pF to 50uF.

- 100K ohms/volt DC ranges ● 8.5uA movement ● Fuse and diode movement protected ● Inbuilt oscillator for capacitance measurement.
- ★ 250mV, 2.5V, 10V, 50V, 250V, 1000V DC
- ★ 5V, 10V, 50V, 250V, 1000V (10K/V) AC
- ★ 10uA, 2.5mA, 25mA, 500mA, 10A DC Current
- ★ 10A AC
- ★ 11, x10, x1K, x10K resistance
- ★ Transistors NPN/PNP HFE 0-1000, ICO 0-50uA
- ★ Capacitors 50pF to 3uF, 0.1uF to 50uF

Cat. QM-1040

**\$89.95**

## DIGITAL pH METER

REF: EA DECEMBER 1982

This kit is far more popular than we expected. It is very useful around the home (fish tanks, soil, swimming pool etc) and is professional enough for the lab. The unit features our versatile 3 1/2 digit DPM display, high resolution and simple construction. The Jaycar kit includes quality ABS box and BNC connector. Cat. KA-1492

Special lab quality pH probe to suit (includes 2 bottles of calibration solution as well as BNC connector). Cat. KA-1494

**\$69**

**\$69**



## 50/500MHz DIGITAL FREQUENCY COUNTER

REF: EA DECEMBER 1981 - FEBRUARY 1982

This is a high performance unit that is also easy to build! The new design uses just 5 IC's, measures period and frequencies up to 500MHz (with prescaler). It features a bright 7 digit display and outperforms readybuilt units costing 2-3 times more!

We believe that the Jaycar version of this kit is by far the best. Not only do we supply 2 x GOLD plated BNC input connectors we supply a special pre-punched heavy plastic front panel that is screen printed in epoxy ink. The assembled unit looks a million dollars! Watch out for kits that only provide cheap front panels! The standard kit will work to 50MHz. Cat. KA-1390

A 500MHz prescaler kit (which fits straight onto the main circuit board) is available. Cat. KA-1392

**\$119**

**\$29.50**

## LCD THERMOMETER

REF: EA FEBRUARY 1982

This is a handy portable thermometer with a 15mm high 3 1/2 digit readout. It can measure temperature from below freezing to around 100°C with a resolution of 0.1°C. Two sensors are provided with the kit. One fits into the case itself and the other for 'remote' sensing. The kit is complete, simple to construct and works well. Battery life is excellent. Cat. KA-1404

**\$74.50**

## LCD CAPACITANCE METER

REF: EA MARCH 1982

This kit is an inexpensive capacitance meter with unambiguous digital readout. It can measure from 1pF to 1999uF in just 3 ranges! The Jaycar kit includes the 3 1/2 digit LCD module, case and front panel as well as all other components. Many hundreds of this kit have been sold. It is easy to build and reliable. Cat. KA-1420

**\$74.50**

## LOW COST DIGITAL MULTIMETER KIT

REF: EA MARCH 1983

Almost every day we are asked for a multimeter kit. Up until now we thought that it was just not worth it considering the fine low-cost built-up units available. The DP2010 changed all that.

This kit, fully imported from the U.K. uses the famous DPM-05 custom LCD/Voltmeter to achieve phenomenal accuracy at very modest cost! All parts are included to complete the meter including an attractive and colourful front panel (A 9V battery is included). Cat. KJ-7010

Probes to suit \$2.95

Cat. WT-5312  
Eveready 216 (red) 9V battery  
Cat. SB-2370

\$1.40

**ONLY \$45**

## LOW COST LOGIC PROBE

This probe has 10MHz bandwidth and will work at TTL or CMOS logic levels. LEDs for the LOGIC 'HIGH' and 'LOW' and 'PULSE'. Also has pulse/memory switch. Cat. QT-2210

**\$29.95**



## KAISE DIGITAL MULTIMETER SK 6100

Check the specifications/features of this superb Digital Multimeter.

- Autorangeing with manual override
- Auto polarity displays - sign when probes reversed
- Overrange indication "Blink" and buzzer warning
- Low battery warning BATT sign shows
- Sampling rate 2 times second
- Power supply 2 x A penlight batteries (300 hours continuous operation)
- Fuse protected, spare fuse provided
- Zero adjustment, zero adjust button - a must if you change test probes
- LCD display, magnificent clear readout
- Inbuilt buzzer, available for continuity test, overload warning and switch warning
- Ranges ±1000V DC/600V AC, AC and DC current, resistance 200 (resolution 0.1 ohm) to 2000K ohm (resolution 1K ohm) in 5 ranges autorangeing
- Accuracy 0.5% DC, 0.8% AC

Cat. QM-1525

**\$59.95**

## ASK FOR A NEW CATALOGUE!!

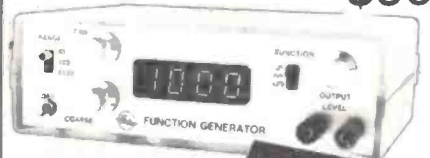
Mail Order customers, if you have not seen our new catalogue, boy are you missing out! If, (or when) you next buy from us by mail order just ask for a catalogue. It will be sent FREE with your order! If you have one and want one for a friend, that's fine too! Just ask!

## FUNCTION GENERATOR WITH DIGITAL READOUT

REF: EA APRIL 1982

This attractively housed (matches the KA-1390 DFM) unit produces sine, triangle and square waves over a frequency range from below 20Hz to over 160kHz with low distortion and good envelope stability. It has an inbuilt 4-digit frequency counter for ease and accuracy of the frequency setting. The Jaycar kit is complete and even includes a free Tiltng Bail worth \$5. Cat. KA-1428


**\$99**



## MINITUNE

REF: EA JULY 1983

**\$42.95**



The Minitune is a compact engine performance analyser with LCD readout. The price of the kit is amazingly low - lower than the normal cost of two of the major components the LCD module and the case. The Minitune will measure voltage, resistance (down to a very low range), RPM and dwell angle. Cat. KJ-7012

# Jaycar

Incorporating  
**ELECTRONIC AGENCIES**

**SYDNEY SHOWROOMS**

117 YORK STREET - PHONE: (02) 264 6688 and (02) 267 1614

**CARLINGFORD** TELEEX: 72293

Cnr. CARLINGFORD & PENNANT HILLS ROAD - PHONE: (02) 872 4444

**CONCORD**

115 - 117 PARRAMATTA ROAD - PHONE: (02) 745 3077

**HURSTVILLE** 121 FOREST ROAD - PHONE: (02) 570 7000

## NUMBER 1 FOR KITS

POST AND PACKING CHARGES  
\$5 - \$9.99 (\$1.50) \$10 - \$24.99 (\$3.20)  
\$25 - \$49.99 (\$4.50) \$50 - \$99.99 (\$6.50)  
\$100 - \$199 (\$9.00) Over \$199 (\$10)  
\*Free INSURANCE for Road & Registered Post over \$200\*

All heavy or bulky items (over 20kg.) sent Comet Road Freight \$12.00 anywhere in Australia.

SHOP HOURS CARLINGFORD, CONCORD & HURSTVILLE  
Mon - Fri 9am - 5:30pm; Sat - 9am - 12pm; Thurs night 8:30pm (Not Concord)

SHOP HOURS SYDNEY  
Mon - Fri 8:30am - 5:30pm; Sat - 8:30am - 12pm; Thurs night 8:30pm

MAIL ORDERS AND CORRESPONDENCE: P.O. Box 185, Concord, 2137



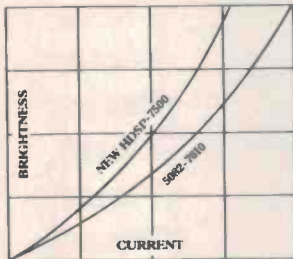


# SURPRISE!

## Add colour to your bright ideas with HP's smaller 7.6 mm LED displays.

### A smaller, brighter LED display.

One of the newest and brightest enhancements in LED technology is now available from Hewlett-Packard. Our new family of 7.6mm displays can offer design engineers more flexibility than before. Offering smaller package size and increased brightness, this series of seven-segment displays provides some



attractive solutions where space is at a premium. They have an eye-pleasing mitred character font that comes in four distinctive colours—red (HDSP-73xx), high efficiency red (HDSP-75xx), yellow (HDSP-74xx), or green (HDSP-78xx). And every one is pin-for-pin compatible with Fairchild's FND 350/360 series.

**Now you can do more, with less.**  
Measuring just 0.3 by 0.5 inches each

(7.6 by 12.7mm), ten of our high-performance displays can fit into a space of only three inches (76.2mm). You can power each display with 25 percent less forward-drive current and still see the same brightness as with our original family of 7.6mm displays. This means excellent viewability at distances of up to ten feet. What's more, our new displays let you see bright-

ness increases of up to 50 percent at drive currents of just 5 to 10mA. Ideal for high-ambient light applications.

### A free sample is yours for the asking.

For a free sample and data sheet on HP's newest family of 7.6mm displays, circle the reader response number, or complete and mail the coupon. For pricing and delivery contact your local HP distributor. In Australia—S.T.C. -Cannon Components or V.S.I. Electronics.



I'd like a sample of your new 7.6mm LED Displays.

Mail coupon to:  
HEWLETT-PACKARD  
AUSTRALIA LIMITED,  
31-41 Joseph Street,  
Blackburn,  
Victoria, 3130.

Name \_\_\_\_\_  
Company \_\_\_\_\_  
Address \_\_\_\_\_  
City \_\_\_\_\_  
State \_\_\_\_\_ P/code \_\_\_\_\_

**HP: The right choices for easy-to-read displays.**




**HEWLETT  
PACKARD**

# MODERN MULTIMETERS

The INS...

Jon Fairall





The multimeter is probably the most important single piece of test gear anyone concerned with electronics will buy. But with the digital revolution in multimeters the purchaser is faced with a bewildering variety of fancy shapes and sizes. We've had a look at the latest multimeters, how they function and the best way to go about buying one.

**THE CORE OF ELECTRONICS** is measurement. Unlike the motor mechanic or plumber who can hear and feel when things go wrong, in electronics we have to rely on numbers. (Of course, this excludes the occasional cloud of smoke and electrified technician that issue forth from every good work bench on occasion).

Techniques for doing this measurement have grown up with the subject. Over the years, people have learnt how to measure the various electrical parameters to an amazing degree of accuracy. In reasonably competent electrical laboratories around the world accuracies of one part in a million are commonplace. So it is not surprising that, as an industry, we take some convincing when people threaten to change the tools of the trade.

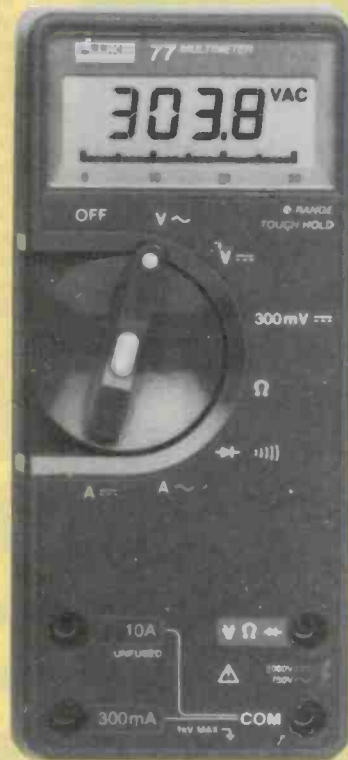
The change from analogue to digital multimeters (DMMs) has been a bit like that. The first DMMs were available in the early 60s. Twenty-odd years on, we are just starting to really accept them as working tools, and to consign the old moving coil meter to the junk heap.

In the past few years, DMMs have become cheap enough for everyone to be able to afford them. However, it requires some thought to learn how to use them. Like the old analogue meters before them, they have a few tricks to play on the unwary. In this article we have had a look at the handheld DMMs that will directly replace the old multimeter on the workbench. Hopefully, we have selected the important criteria by which you can tell the good from the bad.

#### Methods

Analogue meters were arranged such that the meter would move in response to the


**Fluke 77.** A representative of the Series 70, which, according to its distributors Elmeasco, is selling extremely well. This is not surprising, since it combines Fluke's name with a very affordable price tag. It's most spectacular feature is the analogue bargraph, even if it seems a bit of a gimmick. Real strengths are rugged construction and excellent electrical parameters.



# ...and OUTS



# Modern Multimeters



Data Precision 945. Probably the cheapest 4½-digit handheld DMM on the market. The US-based manufacturers claim to have achieved levels of accuracy unsurpassed in this price range and quite in keeping with the resolution given by the fourth digit. Its ac performance is not remarkable however. The 3½-digit model is the 935 — a bit pricey but solidly built. The distributor is Kenelec.

flow of current through the probes. By the application of Ohm's law, the meter could be made to read Ohms and volts as well as current. This leads to a fairly standard arrangement for analogue meters.

For reading amps and volts the meter would be connected to the circuit through a series resistor and the meter would be read against an appropriately calibrated scale. To measure resistance, an internal battery would be connected across the circuit and the resultant current would cause the meter to respond (see Panel 1).

Digital Multimeters employ a variety of techniques for doing the same job. The most common is called *dual slope integration*. Essentially it involves turning the input into a time period and then passing this information through various logic systems for display in the appropriate units. (See Panel 2 for a fuller explanation).

Another commonly used system, is called *successive approximation*. In this system, the voltage is compared to a succession of internally generated reference voltages. Although easy to implement, this system suffers from much longer response times than dual slope integration, and it's less accurate.

Whatever the method used, the modern generation of DMMs are far superior to the old VOMs. Accuracy and resolution are now orders of magnitude better than achieved in earlier instruments which cost far more. The timing period has been decreasing rapidly as well, so that the old objection to DMMs, that they couldn't read fluctuating voltages, is rapidly becoming obsolete. Indeed, the latest meters from Fluke, the series 70, have a bargraph dis-



Kyoritsu 1003. Distributed by Bell Instruments, this 3½-digit meter features 22 ranges. Unlike many other types, the amps and ohms ranges on the 1003 use the same 'hot' terminal.

play that updates itself twenty three times a second. This is faster than the eye's 'flicker time'.

4 × 1000W MUSICHASER

\$225.00

POST FREE  
ANYWHERE IN  
AUSTRALIA



WRITE OR CALL FOR  
FURTHER INFORMATION  
ON OUR EXTENSIVE RANGE  
OF SOUND AND LIGHTING EQUIPMENT

- ☆ SENSITIVITY CONTROL
- ☆ ZERO VOLTAGE TRIGGERING
- ☆ DRIVES NORMAL + INDUCTIVE LOADS
- ☆ 3 CHASE MODES
- ☆ 12 MONTHS WARRANTY



DISCO SOUND AND LIGHTING SPECIALISTS  
63 HARDGRAVE ROAD, WEST END. 4101  
POSTAL ADDRESS: P.O. BOX 377, WEST END. QLD. 4101  
PHONE: (07) 44-4971

**HI-TECH LIGHT AND SOUND**



PANEL 1

HOW TO USE A MULTIMETER

There are three fundamental measurements you can make with a multimeter, corresponding to the three electrical parameters linked by ohms law.

When measuring current the meter sits in series with the circuit (Figure 2), so that any current flowing in the circuit is also flowing through the meter. The meter should present no resistance to the flow of current, and in practice it usually presents very little.

However, current measurements are rarely used. For a start, the circuit must be physically broken to get the meter in series with it. Just as importantly, when the meter is in the current mode it is at its most vulnerable, with all the (possibly excessive) current in the circuit flowing through it. Usually, the meter input is arranged so that a circuit element between the inputs causes a small voltage drop between them (see Figure 3).

Since the amount of current flowing is proportional to the voltage drop it can be measured in a shunt configuration. The problem is, though, that the small circuit element between the inputs must withstand all the current flowing in the circuit. This is why the maximum current the meter can tolerate is marked so boldly on the front panel of the meter. Several manufacturers actually advise, in their handbooks, that the meter can become unsafe if current specifications are exceeded. It's a good idea to handle with care!

Voltage measurement is the most useful way of gaining information about the circuit under test (see Figure 4). It is made in parallel, either by placing the meter in shunt around a single component, or between a point in the circuit and ground. In any event the resistance of the meter should be as high as possible, since the meter will represent a path to current flowing in the circuit. This results in 'circuit loading'.

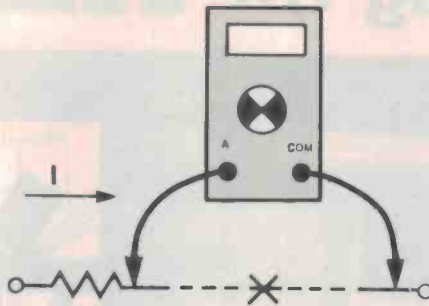
To understand the cause and effect of circuit loading, imagine the meter is replaced by its input resistance, as in Figure 5. In both cases the same amount of current will enter, and the same changes in voltage will occur. It's easy to see that the real voltage at node A is 2.5 V. Yet a meter with a 10M input resistance will read 1.6667 volts. To see why, consider that the resistance between A and the ground is really only 5M with the meter connected.

Circuit loading is a simple demonstration of the physical maxim that you can't measure anything without changing it in some way. But you can minimise the effects. Imagine for instance, that you were trying to measure the voltage at Point A of Figure 5 with a meter that had a resistance of only 20k. The meter would read 10 mV, probably not observable. On the other hand, do the same thing with a 1G input resistance. It comes out at 2.49 V.

In other words, the higher the input resistance, the better. As a rule of thumb, you don't need to worry about loading provided the input resistance is an order of magnitude (10X) greater than the highest resistance in the circuit. If it is, interpret your results with care.

Resistance readings are made in series with the resistance under test, as in Figure 6. In the resistance mode an internal battery in the meter is connected in series with the meter cir-

Figure 2. Current measurement



cuitry and the resistor under test. Current then flows from the common terminal of the meter into the resistance. The amount of current is determined by the size of the resistance and it is this current that the meter actually reads.

Two points need mention. Firstly, the amount of current used in this test is very small. If you leave the power connected to the circuit when making a resistance measurement you may find a very expensive cloud of smoke pouring out of your meter.

Secondly, when making resistance measurement *in situ*, make sure you don't have another bit of circuitry connected in parallel with the bit you wish to measure. In practice it can be very difficult to eliminate this without removing the component from the board.

Figure 3. Equivalent Circuit of a meter in the current mode. The series element is a resistor of known value.

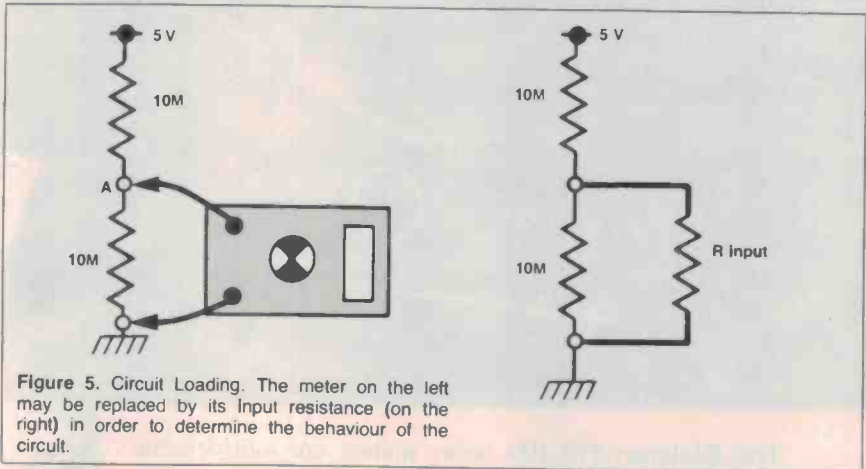
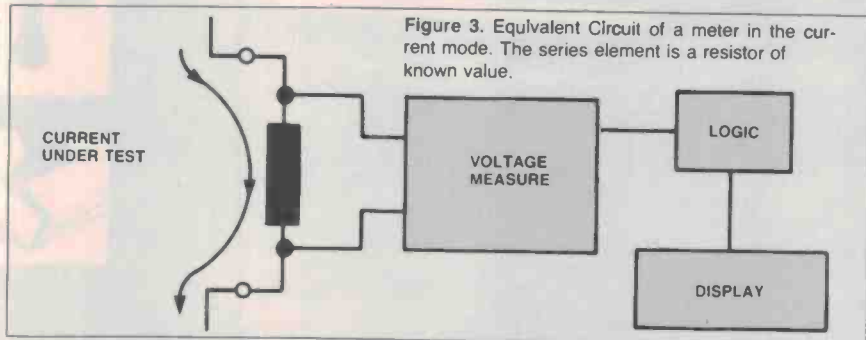


Figure 5. Circuit Loading. The meter on the left may be replaced by its input resistance (on the right) in order to determine the behaviour of the circuit.

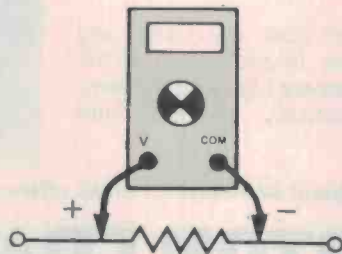


Figure 4. Voltage measurement. The common terminal always goes to the negative side.

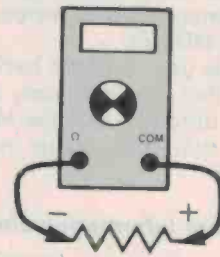
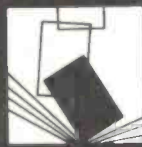


Figure 6. Resistance measurement. The internal battery usually has its positive connected to the meter's common terminal.

# Now, more than ever, engineers are switching to Beckman digital multimeters. Introducing the **HD-100**



## DROP-PROOF

The HD-100 Hardhat series meters are built to take it. Even accidental falls are no match for the heavy-duty construction of these tough meters. They won't break even after repeated falls.

## WATERPROOF

You can take the Hardhat meters wherever you go...without worrying about moisture, dirt or grime seeping in and causing damage.

## SHOCKPROOF

The electrical ruggedness of the HD-100 series matches the external toughness head-on. All dc voltage ranges are protected for inputs up to 1500Vdc or 1000 Vrms. Current ranges are protected to 2A/600V. Resistance ranges are protected to 600Vdc. Voltage ranges are further protected against voltage transients up to 6kV for 10 microseconds.

The Beckman HD-100 series meters are indispensable tools that have rugged protection from mishaps and adverse environments. Wherever you find a dirty, dangerous job, you'll find the HD-100.

Now you can fight back against dirt, dust, water and hard knocks that would destroy lesser meters. In addition to all the heavy-duty features, the HD-100 series are high performance meters that meet your needs of accuracy, precision and reliability.



## Other models available:

3010, RMS 3030, 3020B, 3020, RMS 3060, 3050.

For further information contact your local Warburton Franki office.

# WARBURTON FRANKI

A DIVISION OF THE ANI CORPORATION LTD (INCORPORATED IN N.S.W.)

- ADELAIDE (08) 356-7333 • BRISBANE (07) 52-7255 • HOBART (002) 28-0321
- MELBOURNE (03) 699-4999 • PERTH (09) 277-7000 • SYDNEY (02) 648-1711
- AUCKLAND N.Z. (09) 50-4458 • WELLINGTON N.Z. (04) 69-3016





# Modern Multimeters

## PANEL 2 DUAL SLOPE INTEGRATION

The most popular method of getting the measurement from the probes to the display is called Dual Slope Integration.

The analogue input will usually be passed through some kind of conditioning network to an integrator. The integrator begins to ramp up in response to the input signal. The slope of this ramp is determined solely by the input level.

Meanwhile, the system clock is counting off a predetermined number of pulses. When this reaches some convenient figure the input is switched from the analogue input to an internal reference voltage of opposite polarity to the input.

At this point, (C in Figure 1) the output level is determined uniquely by the analogue input. The analogue-to-digital conversion can now begin.

The input is connected to a standard reference voltage of the opposite polarity to the analogue input. This causes the integrator to ramp down at a predetermined rate.

The clock now generates a binary output that counts up until the integrator output reaches zero (Point D). When this happens, the count is transferred to the logic circuits, the integrator is reconnected to the input and the cycle begins again.

Meanwhile, the binary count that was transferred to the logic circuit is fed to the display in the required format of volts, ohms or amps, depending on the position of the operator's switches.

There are a number of advantages and disadvantages to doing things in this way. One of

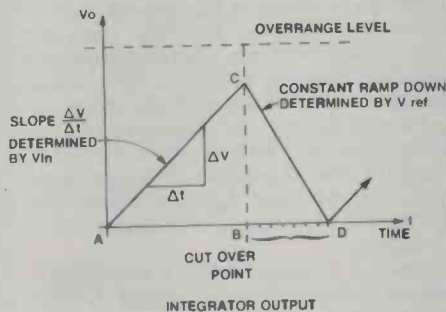


Figure 1. Integrator Output

the advantages relates to noise immunity. Due to the relatively long A-D period the noise output tends to zero. This is because of the integration function, which, over time, tends to make a random input equal zero.

But the length of the A-D period also limits the ability of the system to track a rapidly changing input level. Unfortunately, we cannot speed up this conversion to any rate we like. Not only noise immunity, but also resolution depend on us having as long a time as possible for the A-D conversion. To see this, consider that the resolution depends on the number of pulses that occur during the A-D period (between B & D in Figure 1). If there were only two pulses, it would only be possible to distinguish two voltage levels. A million pulses and you have a million levels.



Aaron MM210. The colour coordination in this little meter is terrific, but the case feels very flimsy. It's main advantage is 1G input resistance, which, for the price, is unbeatable. The distributor is Neotronics.

## Choosing a meter

Part of the price of success for the DMM, however, is popularity, not only with the consumer, but with the manufacturer as well. The result is that whereas there were less than ten major brands of DMM several years ago, there are now 35 or so, and with them has come overchoice. So, if you are in the marketplace, and you don't want to buy on the basis of the pretty colours on the case, read on.

The first question is undoubtedly: *how much?* The DMM has come down in price to the extent that around sixty dollars will buy you an instrument in which almost every parameter you might care to name is as good as the best of analogue types. Top of the range for handheld types is \$500-\$800. There is, as they say, a price to suit every pocket.

Given that you know how much you are prepared to spend, the next consideration should be the number of digits. At the low end of the market almost all the available models will be the 3½-digit type, i.e. the first digit can only be a 1, so full-scale reading is 1999. If you need 4½-digits, be prepared to pay. Incidentally, make sure you

**Don't miss distributors index on pages 35-36.**



Q 1460. Dick Smith has put his face on this one, and undoubtedly it will be a winner. It feels flimsy, however, which it shouldn't be for the price, but to compensate you get a capacitance tester.



CIE 7905. One of the better Taiwanese-made meters. It has a stylish case and sits in the middle of the model range, both in terms of price and electrical performance. Note the capacitance tester on the right hand side. Distributed by Lamron.


# BREMI INSTRUMENTS



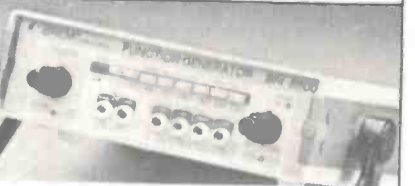
**DIGITAL FREQUENCY METER MOD. BRI 8800**  
 Measurable frequency range: 1 Hz to 1000 MHz - LF Input: input impedance: 1 MΩ with less than 50 pF in parallel; max. input voltage: 630 Vpp or 220 Vrms (sinusoidal wave); sensitivity: better than 15 mVrms (sinusoidal wave). VHF/UHF input: input impedance: 50 Ω; max. input voltage: 3 Vpp or 1 Vrms (sinusoidal wave); frequency range: 50 MHz to 1000 MHz; sensitivity: better than 20 mVrms (sinusoidal wave); max. resolution: 10 Hz - General features and characteristics: 9 digits high brightness LED display. Measuring time duration selectable: 0.01 sec., 0.1 sec., 1 sec., 10 sec. Gate time LED for visual indication of measuring time duration. Accuracy:  $\pm 1$  digit  $\pm 0.001\%$  with deviation of crystal time base of 500 ppm from 0 to 50° C. AC coupled inputs. Supply: 220/240 VAC, 50 Hz, selectable by means of an internal switch. 7 Watts. Dimensions: 230 x 80 x 230 mm. Weight: 2000 gr.



**FUNCTION GENERATOR MOD. BRI 8510**  
 General characteristics and features are the same as mod. BRI 8250, except for the presence of two separate controls of frequency (coarse and fine control, instead of one control with graduated dial) and of the digital reading of the output frequency with six digits; furthermore the internal digital frequency meter can be disconnected at will and it may be used for external measurements of frequency, being its input externally accessible. The frequency meter has two full scale values for measurements up to 1 MHz and 10 MHz respectively.



**DIGITAL CAPACITY METER MOD. BRI 8004**  
 Input: 220 AC  $\pm 10\%$ , 50 Hz - Reading: 4-digit with 1/2" LED display - Capacity measurement: from 1 pF to 9999  $\mu$ F in 4 ranges - Accuracy: 1% - Auxiliary luminous indications: gate time, over-range, selected scale - Protection: against cutting in of loaded condensers - Connections: by means of wire-clamping bushings - Dimensions: 230 x 80 x 230 - Weight: 2200 gr.



**FUNCTION GENERATOR, MODEL BRI 8500**  
 Wave shape: sine (distortion lower than 1% up to 15 KHz and lower than 2% since 15 KHz to 200 KHz), triangle (linearity above 1%); square (rise and fall time lower than 250 nsec.) - Frequency: 1 Hz to 200 KHz in 5 ranges: 1 Hz to 20 Hz; 10 Hz to 200 Hz; 100 Hz to 2 KHz; 1 KHz to 20 KHz; 10 KHz to 200 KHz - Potentiometer frequency regulation: coarse and fine  
 Mains: 220 V AC  $\pm 10\%$  50 Hz - Dimensions: 230 x 60 x 80 mm

For details of complete Breimi range contact:

**ELECTROMARK Pty. Ltd.**  
 43 Anderson Rd. Mortdale 2223  
 Ph: (02) 570 7287

# Modern Multimeters

get a meter with an LCD rather than a LED display. The LEDs play havoc with battery consumption!

The number of ranges should influence your choice as well. As a general rule the more ranges, the more you will pay, but the better the resolution. Typically, there will be five ranges of ohms, volts and amps, and switching between them can be a major problem. In the analogue meter the standard way of doing it was to have one or two rotary switches which could be turned to select the desired function and range. Some digital meters have the same layout. No doubt their designers see some advantage in familiarity.

Another system involves a row of push buttons down the side of the meter. Usually this is set out with range selectors at the top and function switches below. A third method, favoured on benchtop units but not very common on handheld DMMs, is a set of pushbuttons on the front panel of the meter. Often this system is used with an autoranging function — more about this later.

Choosing between these various options is very much a matter of individual prefer-



Aaron 230. It features the same colour scheme as the MM210, and suffers the same disadvantage of case design. However it is jam-packed full of good features and has very high input resistance. The distributor is Neotronics.



YFE or University YF1100. At \$75, a typical middle of the range DMM with side buttons. Notice the transistor test sockets, which feature dual emitter sockets. The distributor is University Graham.

ence, and to a lesser extent, a function of how you use the meter. Buttons down the side clearly favour the person (right handed only) who holds the meter in his hand and wants to be able to change function without changing his grip. It tends to get a bit fiddly if the meter is lying on the bench. The converse holds for the rotary switches. They are great if you habitually use the meter on the bench and want to be able to change ranges with a minimum of fuss.

Another point worth noting is that most of the DMMs have separate input sockets for the positive lead, depending on the function being selected. Obviously this is very fiddly in practice, but it does have the enormous advantage that it is impossible to inadvertently put the meter into the current mode while trying to measure volts.

While you are looking at the range buttons, have a look at the extent of the ranges themselves. Most of the meters on the market today will read up to 1000 Vdc, 750 Vac, 20M and 10 A. It's worthwhile thinking for a minute about the likely uses of your meter before deciding which ranges you need to emphasise. The Univolt DT840, for instance, only ranges up to 200 mA, but that's not a problem if you rarely make current measurements. The Fluke 77 overranges at 3M on the resistance scale. Will you ever need more than that?

... to page 25



**\*\$84.00**



**\*\$85.00**



**ASK ABOUT OUR OTHER  
AUTO RANGING MODELS  
DT840 ... \$55.00\*  
DT845A ... \$65.00\***

**Model DT-830.** The accuracy and functions you need at a sensible price. Extreme electrical and mechanical ruggedness combined with the highest accuracy in its class.

- 30 ranges, including transistor testing, audible continuity test
- Auto zero and auto polarity. Sampling time 0.4sec
- Voltage inputs protected to 1000V, Ohms and Current to 250VAC
- Basic Accuracy  $\pm 0.5\%$

# MEASURING POWER PLUS



**Model DT-860** Autoranging, fast sampling (0.5sec), high resolution and moderate price:

- Continuity buzzer with fast (0.4 sec) response (sampling time other ranges 0.5sec)
- Built-in stand
- Basic Accuracy  $\pm 0.5\%$

For further details and latest prices contact  
**BENELEC Pty Ltd**  
 1 Greville Street,  
 Randwick, N.S.W. 2031  
**Phone:** (02) 665-8211  
**Telex:** AA20181 BENELEC

\*Plus \$2.50 post and packing.  
 + 20% sales tax where applicable.

**BENELEC**



# FROM HOBBYIST TO FLUKE MUST BE YOUR FIRST CHOICE FOR FEATURES, QUALITY AND VALUE



**FLUKE**



# TOP PROFESSIONAL - FIRST MULTIMETER CHOICE QUALITY AND VALUE

**8050A \$540** ex tax \$626.40 tax paid

- 4½ digit bench portable • 0.03% basic accuracy • 10uV, 10nA, 10mohm sensitivity
- True RMS to 50kHz • dB with 16 reference impedances • Relative reference for comparing values • Mains/Battery option

**8010A \$360** ex tax \$417.60 tax paid

**8012A \$470** ex tax \$545.20 tax paid

(similar to 8050A)

- 8010A has 10A range and true RMS • 8012A has low ohms (0.001ohm resolution) • Both have conductance • Mains/Battery option

**8020B \$269** ex tax \$312 tax paid

- 3½ digit • 0.1% basic accuracy • Eight functions including conductance • Continuity beeper

**8021B \$221** ex tax \$256.20 tax paid

**8022B \$199** ex tax \$230.80 tax paid

- 3½ digit • 0.25% basic accuracy • Diode test • Continuity beeper (8021B only)

**8024B \$346** ex tax \$401.20 tax paid

- 3½ digit • 0.1% basic accuracy • 11 functions including temperature with K type thermocouples • Peak hold on voltage and current • Logic detection and continuity testing • Audible and visible indicators

**8026B \$304** ex tax \$352.60 tax paid

- 3½ digit • 0.1% basic accuracy • True RMS to 10kHz • Conductance to 10,000Mohm • Diode test and continuity beeper

**8062A \$387** ex tax \$448.80 tax paid

- 4½ digit • 0.05% basic accuracy • Similar to 8060A without counter and dB • Relative reference • True RMS to 30kHz

**8060A \$484** ex tax \$561.40 tax paid

- 4½ digit • 0.05% basic accuracy • True RMS to 100kHz • Frequency counter to 200kHz • dB and relative dB • Microprocessor self diagnostics • Relative reference for comparing values • Direct resistance to 300Mohm

## LOW COST 70 SERIES WITH ANALOG & DIGITAL DISPLAY

**3 YEAR  
WARRANTY**

**73 \$110** ex tax \$126.60 tax paid

- 3200 count display • 32 segment bar graph • 18 ranges • Automatic power down • 10A current range • Autorange • 0.7% basic accuracy • 2000 hour battery life

**75 \$129** ex tax \$148.40 tax paid

- All the features of the 73 plus:
- Audible continuity tester • Autorange/Range hold • 0.5% basic accuracy • Low mA range

**77 \$165** ex tax \$189.80 tax paid

- All the features of the 75 plus:
- Touch Hold function • 0.3% basic accuracy • Multipurpose protective holster

## FLUKE MULTIMETERS CARRY A ONE YEAR MINIMUM WARRANTY AND ARE BACKED BY COMPREHENSIVE SPARE PARTS, CALIBRATION AND SERVICE




## ACCESSORIES TO INCREASE THE VERSATILITY OF YOUR FLUKE MULTIMETER

An extremely wide range of accessories is available for your Fluke multimeter. These include:

- **Y8100** - 200A/20A Hall Effect Current Gun with 2% accuracy from DC to 200kHz
- **801-600** - 600A current transformer with 3% accuracy from 30Hz to 1kHz
- **Y8101** - 150A current transformer with 2% accuracy from 48Hz to 10kHz
- **80T-H** - Touch and Hold probe for hard to reach measurements
- **83RF** - High frequency probe covering 100kHz to 100MHz
- **80T-150C** - Universal temperature probe 1°C accuracy from -50°C to +150°C. A wide range of temperature probes and thermocouple probes is available for temperature measurement
- **80K-40** - High Voltage probe measures to 40kVdc or peak ac
- **80K-6** - High Voltage probe measures to 6kV or peak ac with 1% accuracy
- **Y8105** - Rugged case holds multimeter and an assortment of accessories. One of a range of cases and pouches to protect your Fluke multimeter

All prices are plus sales tax if applicable and subject to change without notice.



SOLD & SERVICED IN AUSTRALIA BY

**ELMEASCO**

**Instruments Pty. Ltd.**

**NEW SOUTH WALES**  
15 Macdonald Street,  
MORTLAKE  
P.O. Box 30, CONCORD  
NSW 2137  
Tel: (02) 736 2888  
Telex: AA25887

**VICTORIA**  
21-23 Anthony Drive,  
MT. WAVERLEY  
P.O. Box 107, MT. WAVERLEY  
VIC 3149  
Tel: (03) 233 4044  
Telex: AA36206

**QUEENSLAND**  
243 Milton Road,  
MILTON  
P.O. Box 2360, BRISBANE  
QLD 4001  
Tel: (07) 369 8688  
Telex: AA44062

**SOUTH AUSTRALIA**  
99 King William Street,  
UNLEY  
P.O. Box 1240, ADELAIDE  
SA 5001  
Tel: (08) 271 1839  
Telex: AA88160

**WESTERN AUSTRALIA**  
P.O. Box 95 GOSNELLS  
WA 6110  
Tel: (09) 398 3362

**N.S.W.** Ames Agency 699 4524 • George Brown 519 5855, (049) 69 6399 • Bryan Catt 522 4923 • DGE Systems (049) 69 1625 • Davred 267 1385 • Macelec (042) 29 1455 • Radio Despatch 211 0191 • Sheridan Electronics 699 6912 • Standard-Components 896 1755 • N.T. Thew & McCann (089) 84 4999 • A.C.T. George Brown (062) 80 4355 • VIC. Radio Parts 329 7888 • Browntronic 419 3986 • G.B. Telespares 328 4301 • Elanco 428 4345 • Ellistronics 561 5844 • Stewart Electronic Comps 543 3733 • Sirs Sales (052) 78 1251 • QLD. L.E. Boughen 36 1277 • Colourview Wholesale 275 3188 • ECO Electronics 376 5677 • Electronic Shop (075) 32 3632 • W.G. Watson (079) 27 1099 • GEC Electrical Wholesale (079) 51 3155 • Nortek (077) 79 8600 • Solex (077) 72 2015 • Fred Hoe & Sons (07) 277 4311 • S.A. Trio Electrix 51 6718 • Protronics 212 3111 • Lab Service 278 7488 • W.A. Atkins Carlyle 321 0101 • Protronics 362 1044 • Brookesades 276 8888 • Cairns Instrument Services 325 3144 • TAS. GHE Electronics (002) 34 2233 & (003) 31 6533.


SPECIFY and INSIST on

**University**

for QUALITY TEST INSTRUMENTS.

The name that GUARANTEES  
ACCURACY — DEPENDABILITY  
and AFTER SALES SERVICE.

**DIGITAL MULTIMETER**



Supplied  
complete with  
test leads,  
battery and  
instructions

- 10 Amp AC and DC Ranges
- Excellent Overload Protection
- Transistor & Diode Check Function
- Unique fold-away bench stand
- Auto-polarity and Over-range Indication

UNIVERSITY MANUFACTURE & MARKET A COMPLETE  
RANGE OF METERS AND TEST INSTRUMENTS.  
PLEASE PHONE OR WRITE FOR YOUR COPY OF OUR  
SPECIAL CATALOGUE.

GRADUATE TO:

**University**

GRAHAM INSTRUMENTS P/L  
THE AUSTRALIAN SPECIALISTS

Available direct from our office,  
or any leading Electrical Wholesaler.

Agents in all States.

106 BELMORE RD. NTH.,  
RIVERWOOD. NSW 2210  
PHONE: (02) 53-0644  
TELEX: AA21398

NEW MELB. OFFICE:  
121 RUPERT ST.,  
COLLINGWOOD. VIC.  
3066  
PHONE: (03) 417-1055

**3 into 1  
will go!**



**Kent's new M2050 Digital  
Scope Multimeter combines  
a digital multimeter . . .  
an oscilloscope . . .  
and a transient recorder . . .**

into one amazingly compact, battery powered  
instrument that you can take with you anywhere.

If the M2050 was just a thirty-two range digital  
multimeter with true RMS capability and 3½ digit  
resolution it would be great value . . .

But as it is also an LCD flat screen oscilloscope and a  
transient recorder with pre- and post-trigger plus hard  
copy output, then you've got a truly amazing  
instrument. A comprehensive test facility in one small,  
portable unit.

Ask your nearest Kent representative for a  
demonstration of our new 3 in 1 today — and be  
amazed!!

**BBC**  
BRUNN BLVET RI

**Kent Instruments  
(Australia) Pty. Ltd.**

Sydney (02) 525 2811 Brisbane (07) 369 1311 Adelaide (08) 271 7233  
Melbourne (03) 874 1233 Perth (09) 277 5377  
Launceston (03) 81 1222 Canberra (062) 51 5659 Darwin (089) 84 4611  
Townsville (077) 72 5575

ken260



# Modern Multimeters



Hansen HD 50. A rather pricey meter from Japan, distributed by University Graham. It combines auto-ranging on volts and resistance with a comprehensive manual range function on current. The distributors should undoubtedly rewrite the manual.

The problem with having lots of ranges is that you need lots of switches. One way around the problem is to put an autorange function into the meter. With this facility, the meter will select the appropriate range once the operator has selected the function. Such meters represent the ultimate in simplicity of use, but they do suffer from the disadvantage that there can be a considerable delay between the time you put the probe on the test point and the time the meter finally gives you a stable reading. This is a problem inherent to DMMs, and it's made worse by autoranging. One of the best features of the old VOM was that you could 'probe and glance'. It doesn't work with the DMM.


Although there doesn't seem to be much variation in the models we tested, it is a worthwhile exercise to check the *input resistance* of a unit before you consider buying it. The industry standard is 10M and most manufacturers in our survey claim to go orders of magnitude beyond it. The Aaron MM220, for instance, is claimed to have an input resistance of 1G (1X10<sup>9</sup>R) on its 200 mV range.

**comparison tables on pages 28-31**

## Extras

There are a few extra facilities it's worth thinking about before purchasing your meter. By and large they don't seem to add much to the cost, and if you have some special application in mind they can save a fair bit of messing about. For instance, models are available with capacitance testers on them. The Dick Smith Q 1460 has this facility for less than \$100. Transistor testers such as on the YFE1100, are another facility that can be very useful. By pressing one button you can determine the polarity of an unknown transistor, as well as its beta.


If continuity testing is going to be an important part of the work you do with the meter, an audio indication of continuity can



Univolt DT845A. A meter from Univolt with auto-ranging facilities. Manual function can be selected by use of the button on the front panel. Unfortunately there is no indication of which range the meter is currently operating on. However it's extremely simple to use once you learn how. It's distributed by Benelec.

be very useful. It allows you to make the test without taking your eyes off the probe, a handy facility when trouble shooting on crowded boards. But bear in mind that there is usually a minimum resistance below which the buzzer will sound. Sometimes it's as high as 120 ohms, so you can't reliably check for things like dry joints, or partially open components.

Another trap to watch for with buzzer continuity is that there is sometimes a considerable reaction time while the meter does an A-D conversion. It can be long enough to deceive an inexperienced user.




Parameters 7040. A Korean-made meter sold by Parameters under their own badge. It is short on fancy extras, but makes up for it with a tough operator resistant case. It's nice to use.



DT860. A semi-autoranging meter from Benelec. The panel layout is very unusual but very easy to use. It also has a transistor tester and the highest input resistance in the Univolt range.

# Modern Multimeters



**Univolt DT830.** A fairly typical Japanese unit from Benelec. It offers all the usual features plus a transistor tester. Note that the polarity of the transistor can be set by movement of the main rotary knob. Univolt brand-name this model for AWA (model DM 500).

Closely allied to this sort of 'one eyed' reading are those meters that have an 'auto lock' button. This will freeze the reading on the display even after the probe has been lifted from the test point.

In certain applications it's worth thinking about a decibel (dB) reading on the display. Typically, such instruments will either change a voltage reading into its equivalent dBm reading (i.e: relative to 1 mW in a 600 ohms load, or else they will give you a dBr reading, i.e: a decibel level relative to some voltage you have already put into the machine). Clearly, this is useful for someone who habitually spends time with analogue equipment, (but bear in mind the following remarks on ac response).

### Frequency Response

If you intend spending some time looking at high frequency inputs, say 1 kHz and above, the ac performance of the meter is of some consequence. For a start, make sure the input is ac-coupled. This will allow separate determination of the ac and dc components of the input. A dc-coupled meter allows only a determination of the sum of the two.

You also need to consider the difference between *true RMS* and *averaging* meters. The true RMS meter will usually have some



**Fluke 8060A.** Really outside the class of the other meters in this survey. It has a performance usually only associated with bench meters. Unfortunately its price is more like the bench meters than the other DMMs. Lovely if you've got the money. The distributor's Elmeasco.

... continues page 33.

# SOAR

## HAND HELD DIGITAL MULTIMETER

### MODEL ME 530


This versatile, go-anywhere Multimeter is part of a range from the Soar Corporation. It's an economical instrument that offers reliable, accurate measurement of various functions.

It's packed with features that are usually only found on more expensive brands, features like:

- FE type liquid crystal display, 3½ digits
- Full Autoranging

- Built-in continuity buzzer
- Overload protection
- Low battery indication
- Battery operated (Approx. 300 hrs on two AA sizes 1.5V batteries)
- Diode test
- Measures from 0.1 μA, up to 10A. AC or DC, 5 ranges

See this and other models in the range at all L&H sales centres. With nearly 100 outlets Australia wide, there's bound to be one near you.



**LAWRENCE & HANSON**





# CURRENT TECHNOLOGY

This is the sensational new Hioki 3211 Pen – DMM, a technological breakthrough in digital multimeters.

Designed to be held in one hand like a large pen, it is extremely useful for trouble shooting and maintenance work on computer systems and other microcircuits.

The controls and display panel have been positioned according to results from research into human engineering.

The Hioki 3211 Pen – DMM even has a display hold function. This way, you can take readings after the meter has been removed from a point that's difficult to reach.

But you won't really know how good it is until you give it a try.

Special introductory price **\$78\***.

Normally \$92. \*Plus Sales Tax.

#### Specifications

**Display:** 3 1/2-digit, maximum reading of "1999", autopolarity, unit and other annunciators.

**Ranging:** Auto.

**Overrange Indicator:** "1" in MSD column blinks.

**Battery Low Indicator:** BATT mark lights.

**Sampling Rate:** 2 per second.

**Environmental Conditions (Operating):** 0 – 40°C, < 80% RH.

**Maximum Allowable Input:** Volts; 700VDC or DC + AC peak.  $\Omega$ /Cnty.; 250VAC max.

**Dielectric Strength:** AC 2000V/1 min (between input terminals and case).

**Power Source:** Two SR-44 or LR-44 batteries. Battery current approx. 3mW.

**Dimensions:** 163L x 19W x 28H (mm).

**Measurement Range and Accuracy**  
(Specified for 23°C  $\pm$  5°C, < 80% RH, no condensation)

	Range	Resolution	Accuracy	Notes
D C V	2V	1mV	$\pm 0.5\%$ rdg $\pm 4$ dig	Input resistance approx. 12M $\Omega$ approx. 11M $\Omega$
	20V	10mV	$\pm 0.7\%$ rdg $\pm 4$ dig	
	200V 500V	0.1V 1V	$\pm 1.0\%$ rdg $\pm 4$ dig	
A	2V	1mV	$\pm 1.0\%$ rdg $\pm 8$ dig	Input resistance approx. 12M $\Omega$ (40Hz to 500Hz) approx. 11M $\Omega$
	20V	10mV	$\pm 1.0\%$ rdg $\pm 8$ dig	
	200V 500V	0.1V 1V	$\pm 1.2\%$ rdg $\pm 8$ dig	
O H M S	2k $\Omega$	1 $\Omega$	$\pm 0.7\%$ rdg $\pm 4$ dig	Open terminal voltage < 0.45V
	20k $\Omega$	10 $\Omega$	$\pm 0.7\%$ rdg $\pm 4$ dig	
	200k $\Omega$ 2000k $\Omega$	100 $\Omega$ 1k $\Omega$	$\pm 1.2\%$ rdg $\pm 4$ dig	
Continuity Test				Open terminal voltage 1.5V (approx.)

## HIOKI

### NILSEN ROWE

Registered office: 200 Berkeley St.,  
Carlton, Vic, 3053.

I enclose cheque/postal note for \$78 or  
debit my Bankcard account number.

For further information about Hioki multimeters or to order a Hioki 3211 Pen – DMM multimeter, fill in this coupon. Send it to Nilsen Rowe Australia Pty. Ltd., P.O. Box 349, North Melbourne, Vic. 3051.

Please send me further information  a Hioki 3211 Pen – DMM

Name \_\_\_\_\_

Address \_\_\_\_\_

Postcode \_\_\_\_\_

Expiry  
date \_\_\_\_\_

Cardholder's  
signature \_\_\_\_\_

THE P/NIL/132/781

# Best Value

**\$59\***  
NOW IN STOCK



**ARON**  
Model MM-210

\*\$67.85 including tax

**Now you can afford a meter with all the features**

There are plenty of low price multimeters around. Most are poor value because they lack essential features needed for fast measurement and ease of use: Although costing no more than the 'cheapies', all our meters have:

- ★ Auto plus manual range selection with high accuracy.
- ★ 10A AC and DC current ranges
- ★ Powered by 2 economical penlight cells with a long 500hr life
- ★ High quality probes, alligator clip plus safety shrouds on meter
- ★ Audible continuity tester ★ Tilt Bail ★ 12 month warranty

**MODEL MM-210 - SPECS**

**DC Volts:** 5 ranges(200mV to 1000V)  
basic acc: 0.75%, res. 0.1mV  
**AC Volts:** 4 ranges (20000mV to 750V).  
basic acc: 1%, res. 1mV  
**Resistance:** 6 ranges  
200Ω to 20MΩ; basic acc: 0.75% 200-  
200kΩ, res. 0.1Ω  
**DC Current:** 5 ranges(200μA to 10A).  
basic acc: 1.0%, res. 0.1μA  
**AC Current:** 5 ranges(200μA to 10A).  
basic acc: 1.5% 40-500Hz, res. 0.1μA  
**Other features:** Diode test (reads actual  
junction voltage, not resistance), continuity  
beep (<20Ω), low battery indication,  
transient protection (6kV for <10μS)

**MODEL MM-230**

As for Model MM-210 except: **Basic accuracy:** 0.25% **AC Voltage:** Resolution 0.1mV, 5 ranges  
The MM230 also incorporates a 28 position rotary switch for manual range selection. The MM-210 achieves manual selection by use of the Auto/Manual button and annunciators on the display. **Also available: Model MM-220.** Identical to model MM-230 except basic basic accuracy is 0.5%

314 Lower Plateau Road,  
Avalon NSW 2107  
Phone (02) 918 8220  
Telex AA 70842



Please supply the following multimeter(s):

Qty

- Model MM-210 Multimeters @ \$67.85 (\$59.00 tax free)
- Model MM-230 Multimeters @ \$113.85 (\$99.00 tax free)

Name  
Address

Postcode  
Signature

card No.

I wish to pay by:

- Cheque/money order
- Bankcard
- Mastercard

Exp. Date / /84

## Measured Frequency Response

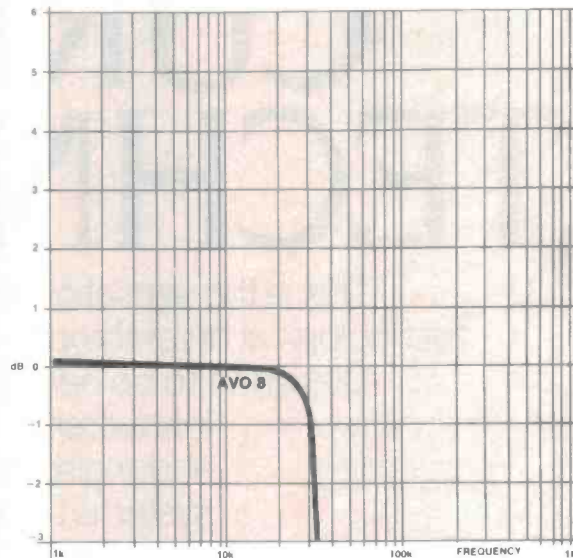
Graphs of frequency vs. response of some typical multimeters.

The frequency graphs for this article, and the determination of bandwidth used in the table are based on figures established in our laboratory at ETI. We used a Wavetek Model 166 as the signal source. A Telequipment D61a CRO with x10 leads was connected across the Wavetek and the meter under test.

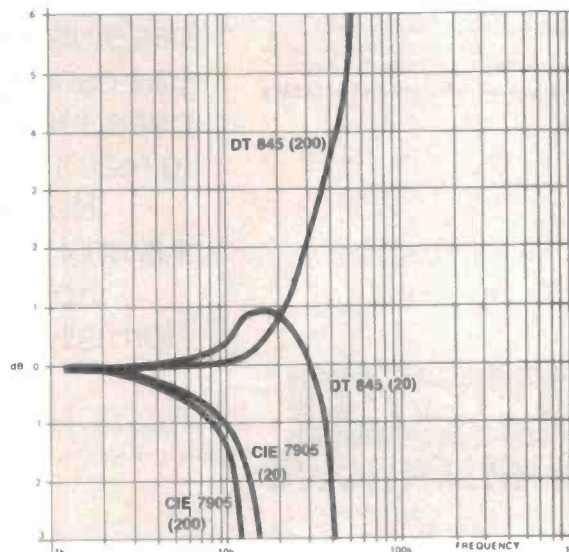
The sine wave from the signal generator was measured at (nominally) 14.14 volts to yield 10 volts RMS on the meter at 100 Hz. The frequency was then increased to give the graph shown here.

To establish the bandwidth we wound the frequency up until the meter read 3 dB greater or less than the nominal. Note dB = 20 log V1/V2.

Numbers in brackets refer to range selected.

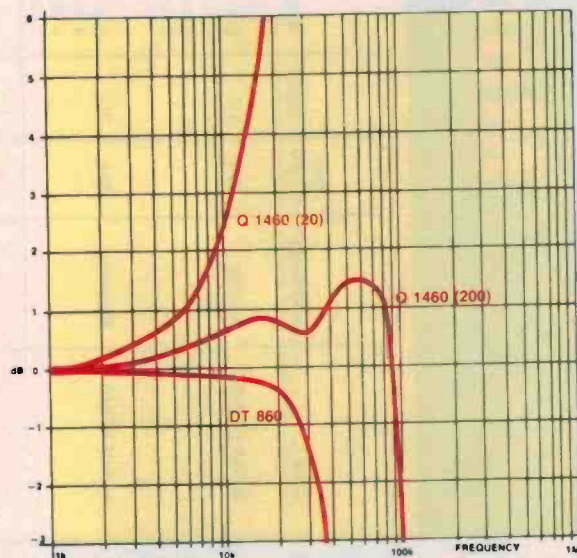
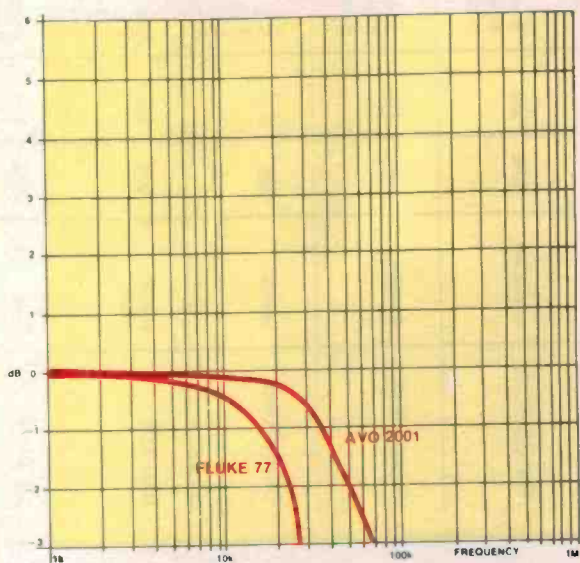
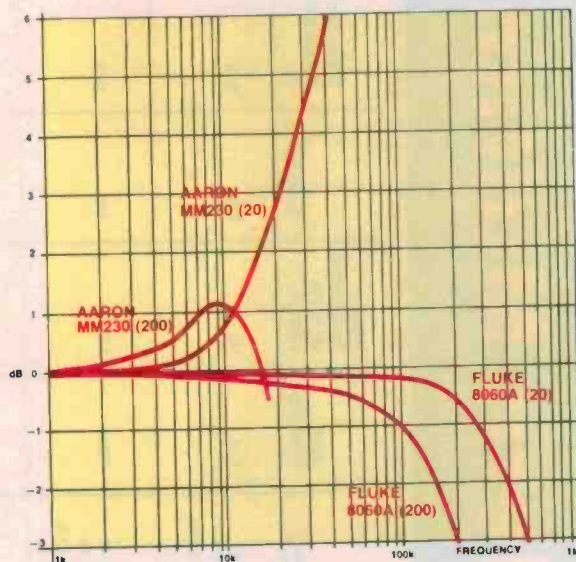
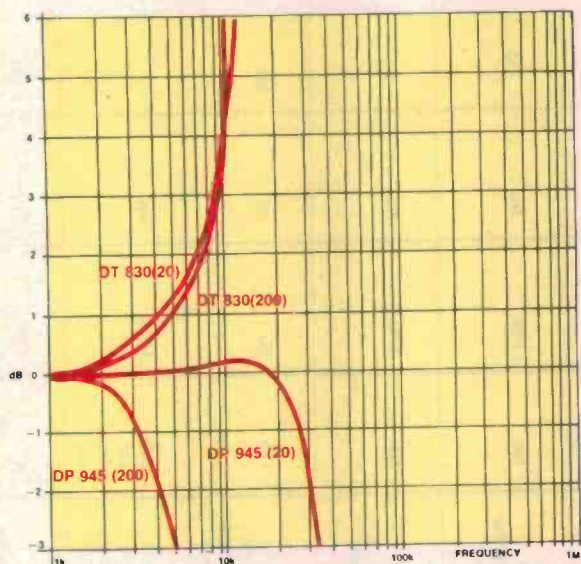
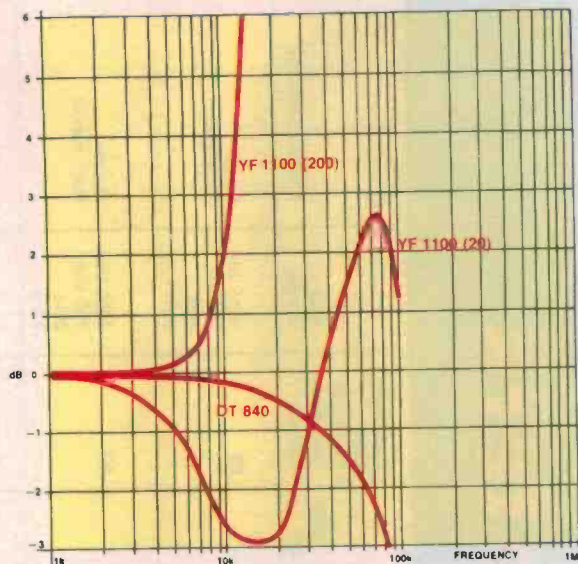
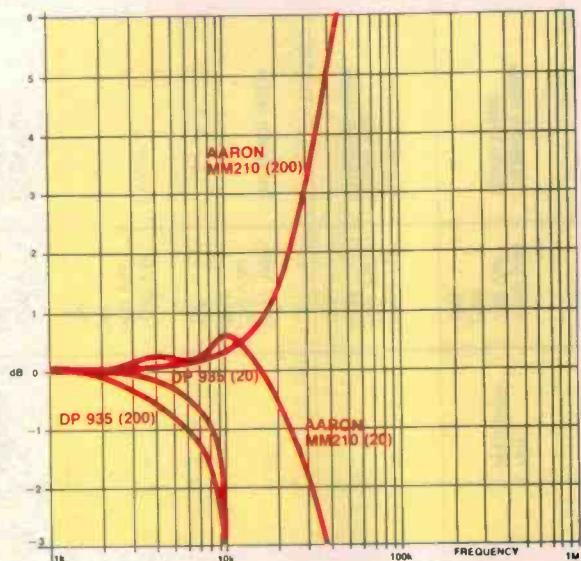


Frequency response of a typical analogue meter, the Avo 8. In order to give some sense of proportion to these graphs, we have included the response of the Avo 8, almost the industry standard in analogue multimeters.





# Modern Multimeters



# Modern Multimeters

A selection of models, ranked in price order

Type	Distributor	Price (r.r.p.)	Digits	Ranges	Auto Ranging	Input Resistance dc volts (ohms)	True RMS	Measured Bandwidth Hz	CMRR dB	Continuity Test Maximum Resistance (ohms)	Max Range	Extras/comments
Univolt DT845A	Benelec	\$54	3½	5 dc volts 4 ac volts 6 resistance 2 current	Yes	1G	No	30k	—	20	1000 Vdc 750 Vac 20M 10A	Buzzer Diode test
Univolt DT840	Benelec	\$56	3½	5 dc volts 4 ac volts 6 resistance 1 current	Yes	1G	No	80k	—	20	1000 Vdc 750 Vac 20M 0.2 A	Buzzer Poor manual
Aaron MM210	Neotronics	\$68	3½	5 dc volts 4 ac volts 6 resistance 5 current	On volts and ohms only	1G	No	28k	100	20	1000 Vdc 750 Vac 20M 10A	Diode test Buzzer
YuFung YF1100	University	\$76	3½	5 volts 6 resistance 5 current	No	10M	No	11k	—	Not applicable	1000 Vdc 750 Vac 20M 10A	Transistor tester Diode tester
Univolt DT830	Benelec	\$84	3½	5 volts 6 resistance 5 current	No	10M	No	9k	—	20	1000 Vdc 750 Vac 20M 10A	Buzzer Diode test Transistor tester
Univolt DT860	Benelec	\$86	3½	5 dc volts 4 ac volts 6 resistance 3 current	Yes	1G	No	38k	—	20	1000 Vdc 750 Vac 20M 10A	Transistor tester
Hioki 3212	Nilson Rowe	\$96	3½	5 dc volts 4 ac volts 5 resistance 2 current	Volts and ohms only	100M	No	—	—	—	1000 Vdc 600 Vac 2M 10A	Buzzer
CIE Q1460	DSE	\$99	3½	5 volts 6 resistance 5 current 5 capacitance	No	10M	No	11k	100	Not applicable	1000 V 20M 10A 20µ	Touch hold Capacitance tester



Parameters 7040	Parameters	\$99	3 1/2	5 volts 6 resistance 6 current	No	10M	No	—	<46 dB at 50 Hz	Not applicable	1000 Vdc 750 Vac 20M 10A	Diode test
CIE 7905	Lamron	\$102	3 1/2	5 volts 6 resistance 4 current 5 capacitance	No	10M	No	10k	100	Not applicable	1000 Vdc 750 Vac 20M 10A 20µ	Capacitance tester
Hansen HD 50	University	\$113	3 1/2	5 dc volts 4 ac volts 6 resistance 5 current	Yes	—	No	—	—	20	1000 Vdc 750 Vac 20M 10A	Buzzer Diode test Poor manual
Aaron MM230	Neotronics	\$114	3 1/2	5 volts 6 resistance 5 current	On volts and ohms only	1G	No	17k	100	20	1000 Vdc 750 Vac 20M 10A	Buzzer Diode test
Hiooki 3200	Nilson Rowe	\$138	3 1/2	5 dc volts 4 ac volts 6 resistance 5 current	Volts and ohms only	1G	No	—	—	—	1000 Vdc 750 Vac 20M 10A	Buzzer Push freeze
Avo 2001	Electrical Equipment	\$184	3 1/2	5 volts 6 resistance 6 current	No	10M	No	57k	—	<900	1000 V 20M 10A	Excellent probe kit Buzzer Diode test
Data Precision DP 935	Kenelec	\$185	3 1/2	5 volts 6 resistance 4 current	No	10M	No	10k	140	10% of range	1000 Vdc 700 Vac 20M 2A	Buzzer
Fluke 77	Elmeasco	\$190	3 1/2	4 volts 6 resistance 3 current	Yes	10M	No	25k	120	150	1000 Vdc 750 Vac 32M 10A	Analogue bar display Touch hold Diode test Buzzer
Kyoritsu 1003	Bell	\$197	3 1/2	5 volts 6 resistance 5 current	No	—	No	—	—	Not applicable	1000 Vdc 750 Vac 20M 2A	Excellent manual
Data Precision DP 945	Kenelec	\$208	4 1/2	5 volts 6 resistance 5 current	No	10M	No	5k	120	Not applicable	1000 Vdc 700 Vac 20M 2A	Excellent manual
Fluke 8060A	Elmeasco	\$561	4 1/2	5 volts 8 resistance 5 current 4 frequency	Resistance ranges only	80G	Yes	200k	120	10% of range	1000 Vdc 750 Vac 300M 2A 200 kHz	Frequency, dBm, dB Diode test

# The George Brown Electronics Group.

ELECTRICAL AND ELECTRONIC COMPONENT DISTRIBUTORS



PROUDLY AUSTRALIAN

## SYDNEY

GEORGE BROWN & CO PTY LTD  
174 PARRAMATTA ROAD  
CAMPERDOWN 2050  
PHONE 519 5855  
TELEX 21732

## CANBERRA

GEORGE BROWN & CO. PTY LTD  
23-25 WHYALLA STREET  
FYSHWICK 2609  
PHONE 80 4355  
TELEX 62128

## ADELAIDE

PROTRONICS PTY LTD  
174 WRIGHT STREET  
ADELAIDE 5000  
PHONE 212 3111  
TELEX 88261

## NEWCASTLE

GEORGE BROWN & CO (NEWCASTLE) PTY LTD  
3 ELIZABETH ST  
TIGHE HILL NEWCASTLE 2297  
PHONE 696399  
TELEX 28461

## MELBOURNE

GEORGE BROWN & CO PTY LTD  
93 SACKVILLE STREET  
COLLINGWOOD 3066  
PHONE 1031 419 3355  
TELEX AA35886

## PERTH

PROTRONICS PTY LTD  
100 BURSWOOD ROAD  
VICTORIA PARK W.A. 6100  
PHONE 362 1044  
TELEX 93883

## Three new Fluke 70 Series Multimeters: Champions of their class

With a great deal of pride, Fluke is now introducing the most revolutionary products in its history: the 70 Series Handheld Multimeters – the Fluke 73, 75, and 77.

These three 3½-digit instruments embody major breakthroughs in low-cost multimeter design. Selling for much less than other Fluke handheld models, the 70 Series offers unique and valuable features never before found in any multimeters, with no compromise in the Fluke tradition of quality, dependability, and value.

One innovation is the use of both analog and digital displays for the first time in a handheld multimeter. This combination provides both the accuracy of a digital display and the trend-monitoring advantage of analog meters.

The 70 Series Handheld Multimeters feature fast autoranging. After you select what you want to measure with the single rotary switch, the multimeter automatically chooses the best measurement range.

Another innovation of the 70 Series is the use of a 3200-count digital display. Compared to 2000-count DMMs, the new display gives the 70 Series the same resolution as a typical 4½-digit multimeter for readings that begin with digits between 20 and 32. For example, when measuring either a 24-volt dc power supply, a 220-volt ac power line, or a 20 milliamp current loop, the 3200-count display provides an extra digit of resolution.

Advanced CMOS circuitry allows for 2000 hours of battery life. And all three multimeters have a "sleep mode"; they automatically power down after about one hour of non-use, conserving power even further.

### The Family

All of the Fluke 70 Series Multimeters measure dc voltage to 1000V, ac voltage to 750V, current to 10A, and resistance to 32 MΩ. You can choose the low-cost Fluke 73, the added features of the Fluke 75, or the deluxe Fluke 77. The Fluke 73 has a basic dc accuracy of 0.7%.

The Fluke 75 has all of the features of the Fluke 73 and better basic accuracy: 0.5%. In addition the Fluke 75 has a continuity beeper, two additional current ranges, and a choice of manual ranging as well as automatic ranging. Holding a range or manually selecting a range is

sometimes convenient when comparing a succession of readings or observing bar graph trending.

The deluxe Fluke 77 has all of the features of the Fluke 75 and then some. Basic dc accuracy is 0.3% and this meter has the exclusive Fluke "Touch Hold" function (patent pending). This mode allows you to concentrate on careful placement of the test lead tips rather than the display. Especially useful in precise probing situations, this system automatically locks on to a stable reading, "beeps", and holds the value on the display even when the test leads are removed. Special software, specifically developed for this function, controls the meter, waiting until fluctuations in the value being measured have stabilized, then captures the measurement.

The Fluke 77 is sold as a complete package, including a new multipurpose holster. This holster functions as a protective cradle, a carrying case, a tilt stand, and, with the neck strap and belt clip, a means of holding and reading the meter while standing. The holster may also be purchased separately for the Fluke 73 and 75.



### Fluke 73

\$  
Analog/digital display  
Volts ohms 10A diode test  
Autorange  
0.7% basic dc accuracy  
2000 - hour battery life  
3-year warranty

### Fluke 75

\$  
Analog/digital display  
Volts ohms 10A mA diode test  
Audible continuity  
Autorange/range hold  
0.5% basic dc accuracy  
2000 - hour battery life  
3-year warranty

### Fluke 77

\$  
Analog/digital display  
Volts ohms 10A mA diode test  
Audible continuity  
Touch Hold function  
Autorange/range hold  
0.3% basic dc accuracy  
2000 - hour battery life  
3-year warranty  
Multipurpose holster

**FLUKE**®



# Modern Multimeters

kind of thermocouple arrangement on the input, in which the input is allowed to heat an element and the meter then measures this heating effect.

An averaging meter, on the other hand, puts the ac into an ac-dc converter and then scales it up to give an RMS reading. This technique is quite legitimate so long as you are looking at a sine wave. There should be no difference between the two types of meter under these circumstances. As the input deviates more and more from the pure sine function, however, the differences between the two types become more and more apparent. According to Fluke Manufacturing, who produce many meters of both types, you can expect about a 1.4% error when measuring supply line ripple, 20% across a triac switching circuit and 29% from a transformer secondary. Of course, when we go to pulse trains and square waves with small duty cycles, the errors are much greater.

The problem is compounded by the fact that the more distorted the waveform, the more high frequency components will be present. A square wave, for instance, will have several harmonics, at least, of its fundamental frequency. To measure such a waveform properly the meter must respond to these harmonics. As a rule of thumb, you will get reasonable results if the DMM has a bandwidth five times greater than the fundamental frequency. All of which brings us to a consideration of bandwidth.

Out of interest, we had a look at the frequency response of the meters in our survey

and compared them with one of the best known analogue multimeters, the AVO 8. In our sample, all the meters gave results of  $\pm 0.1$  dB at 1 kHz. By 10 kHz some interesting differences had emerged and by the top of the audio range, say 20 kHz, some of the meters were reading in error by 3 dB. The Fluke 8060A and the Univolt DT840 were exceptional though, easily outperforming the AVO8.

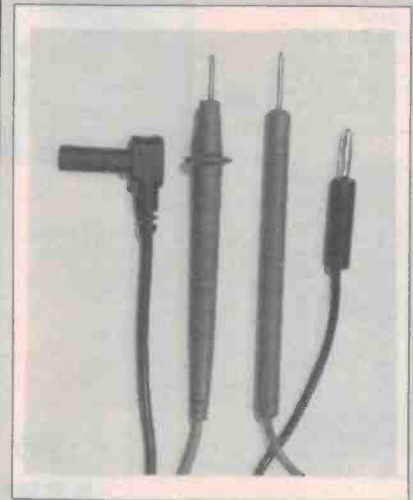
Two general points emerged from this exercise. Firstly, handheld DMMs are not built for HF work. This is not really surprising, since if you were interested in working above about 10 kHz a CRO would be indispensable anyway. The second seems to be that, as a general rule of thumb, if you want to know when to treat a meter with suspicion, just change the range. If the reading changes by a significant amount then you are outside the 'safe' zone.

## Environmental

The final considerations in your hunt for the perfect multimeter are environmental ones. Consider first the electrical environment. The amount of electrical noise your multimeter can put up with is expressed as the *common-mode rejection ratio* (CMRR). Essentially, the CMRR measures the ability of the meter to reject inputs common to both probes of the meter. Typical values for CMRR should be about 100 dB at 50 Hz. This means the effect of common-mode signals on the output will be  $1 \times 10^{10}$  less than equivalent differential (wanted) voltages.

Finally, there is the physical environment

## PROBES



Guards and shrouds. Left to right: a shrouded plug, a probe with finger guard, a 'standard' probe and plug.

The probes that come with your meter are a very important part of the instrument. However, most people put them way down on the list of priorities when purchasing a meter. Manufacturers are well aware of this and, as a result, tend to go for the cheapest they can find, rather than those that will best complement the meter. There are a number of common faults. It's a good idea to be aware of them, especially when purchasing cheap meters.

The first point is a safety one — make sure the probe has a finger guard on it. The last thing you want is for your fingers to wind up when the probe tip should be!

Another safety feature you should look out for is 'shrouded' plugs and sockets. This is especially relevant if you need to continually change sockets on the DMM to change the measuring function. Ideally, both the plug and socket should be constructed so that it is impossible for the operator's fingers to come into contact with any bare metal. Many modern meters come with plugs and sockets that fit inside a shroud, thus ensuring plastic meets plastic before metal comes into contact with metal.


It's also worth looking at the method used to secure the lead to the plug. Because the leads have a very hard life, being continually twisted and pulled, a lot of stress is placed on the joint between the lead and plug. Make sure the plug shroud fits tightly over the lead so as to minimize the amount of movement at the joint.

It is possible to get leads in which the plug is bonded to the lead so no movement is possible. In theory, nothing should ever go wrong with this type, but if it does you'll just have to buy a new one.

A further, very handy, thing to look for is the provision of some kind of hook option with the probe so that you can connect it to the circuit without holding it. It's particularly useful to be able to hook the negative of the meter to circuit ground when doing voltage checks. Unfortunately, very few of the meters we looked at had this option. Of course, when all else fails you can buy an alligator clip and a bit of lead and make one up for yourself.



Avo 2001. One of the three DMMs available from Avo in this country courtesy of Electrical Equipment P/L of Sydney. It features very fast response time, in line sockets with a custom-built probe for single handed operation, and an audio warning of incorrect operation on the 10 A range. Although new and relatively unknown its name will probably excite interest even at \$184.



**MULTIMETERS GALORE!**  
IF IT IS NOT ON THIS PAGE IT IS IN OUR CATALOGUE


**ESCORT RANGE** (As used extensively by NSW Dept. of TAFE)

**EDM-101**

- GOLD PLATED ROTARY SWITCH
- 3½ DIGIT LCD DISPLAY
- AUTO POLARITY CHANGE
- CARRY CASE

VDC 0.2-1000V (±0.8%)  
VAC 0.2-1000V (±1.2%)  
ADC 200µA-2A (±1.0%)  
Ohm 200-20M (±1.0%)

**\$47**



**EDM-201**

- PRECISION RESIS. NETWORK
- ZENER DIODE, 2A FUSE, PTC
- CARRY CASE

VDC 0.2-1000V (±0.5%)  
VAC 0.2-1000V (±1.0%)  
ADC 200µA-10A (±0.75%)  
AAC 200µA-10A (±1.25%)  
Ohm 200-20M (±0.5%)

**\$59**



**EDM-302**

- HIGH ACCURACY
- CRYSTAL OSCILLATORS
- CONTINUITY TEST BUZZER
- CARRY CASE

VDC 0.2-1000V (±0.25%)  
VAC 0.2-1000V (±0.75%)  
ADC 200µA-10A (±0.5%)  
AAC 200µA-10A (±1.0%)  
Ohm 200-20M (±0.25%)

**\$79**



**AKIGAWA RANGE — The Japanese Technology**

**AD-800**

- AUTO/MANUAL RANGING
- 3½ DIGIT LCD DISPLAY
- FUSE PROTECTION
- CONTINUITY TEST BUZZER

VDC 0.2-1000V (±0.35%)  
VAC 2-750V (±1.0%)  
ADC 200µA-10A (±1.0%)  
AAC 200µA-10A (±1.2%)  
Ohm 200-20M (±0.7%)

**\$95**



**AD-901**

- AUTOMATIC RANGING
- 3½ DIGIT LCD DISPLAY
- OVER-RANGE INDICATION
- FUSE PROTECTION
- CONTINUITY TEST BUZZER

VDC 0.2-1000V (±0.5%)  
VAC 2-750V (±1.0%)  
ADC 200µA-10A (±1.2%)  
AAC 200µA-10A (±1.5%)  
Ohm 200-20M (±0.8%)

**\$78**



**L-224**

- TAUT BAND MOVEMENT
- FULL AC AMPS RANGE
- POCKET SIZE
- TEMPERATURE RANGE
- CARRY CASE

VDC 0-1000V  
VAC 0-1000V  
ADC 0-10A  
AAC 0-10A  
Ohm Rx1, Rx10, Rx100  
0.5-5M  
dB: -20 +62 dB  
Other functions: Load current, Battery.

**\$42**



**SEW RANGE — The Popular Brand**


**ST-5**

**MINI TESTER**

- 4 KΩ/V SENSITIVITY
- POCKET SIZE

VDC 0-500V  
VAC 0-1000V  
ADC 0-250µ, 250m  
dB -10 +22 dB  
Dim: 60x90x34mm

**\$12**



**ST-350**

**SOLID PERFORMER**

- MIRROR SCALE
- UP TO 10A DC
- 2KΩ/V SENSITIVITY

VDC 0-1000V  
VAC 0-1000V  
ADC 0-10A  
Ohm: Rx1, Rx10, Rx1k  
dB: -20 +36 dB  
Capacitance: 100pF — 0.03µF  
Inductance 10-1000H

**\$21**




**ST-380TR**

**BUILT IN BUZZER**

- TRANSISTOR CHECKER
- MIRROR SCALE
- FUSE & DIODE PROTECTION
- 20KΩ/V SENSITIVITY

VDC 0-1000V  
VAC 0-1000V  
ADC 0-250M  
Ohm: Rx1, Rx10, Rx100, Rx1k  
dB: -10 +50 dB

**\$29**




**ST-320**

**TAUT BAND MOVEMENT**

- ALL PURPOSE MULTIMETER
- FUSE & DIODE PROTECTION
- DROP PROOF

VDC 0-1000V  
VAC 0-1000V  
ADC 0-300mA  
Ohm Rx1, Rx10, Rx1k  
Battery test: 1.5V (under load)  
Temp range: -50°C +150°C

**\$27**



**ST-505**

**LABORATORY INSTRUMENT**

- 50KΩ/V SENSITIVITY
- 10A, AC & DC RANGES
- OVERLOAD PROTECTION
- SHOCK PROOF

VDC 0-1000V  
AVAC 0-1000V  
ADC 0-10A  
AAC 0-10A  
Ohm: Rx1, Rx10, Rx100, Rx1k  
dB: -20 +62 dB

**\$45**

**ST-300**

**RUGGED CLAMPTESTER**

- SHOCK PROOF
- FUSE PROTECTION
- POINTER STOPPER
- CARRY CASE

VAC: 0-150, 300, 600V  
AAC: 0-6, 15, 60, 150, 300V  
Ohms 0-1kΩ

**\$54**



**EMTEK — The Special Meters**

**DCM-100**

**CAPACITANCE METER**

- 3½ DIGIT LCD DISPLAY
- WIDE TEST RANGE
- X-TAL TIME BASE ACCURACY

Range: 200pF-2000µF (±0.5%)  
Max Resolution: 0.1pF  
Calibration adjustments:  
• Front panel zero adj.  
• Internal calibration adj.  
Protected against charged capacitors.

**\$99**



**DP-96 PANEL METERS**

**LARGE DISPLAY — LOW POWER CONSUMPTION**

VOLTS: 1.999, 19.99, 199.9, 1000-AC/DC  
AMPS: 199.9µA, 1.999mA, 19.99mA, 199.9mA  
1.99A, 10A-AC/DC

**\$54 (DC Supply) \$59 (AC Supply)**

**DCT 300**

**DIGITAL CLAMP METER**

- PEAK HOLD
- DATA HOLD
- OVERLOAD CIRCUIT

VDC 0.2V-1kV (±0.5%)  
VAC 200V, 750V (±1%)  
AAC 20A-600A (±1.5%)  
Resistance: 200Ω-2MΩ  
Diode check & temperature functions.

**\$95**



**EMONA INSTRUMENTS**

Division of Emona Enterprises Pty. Ltd.

**SHOWROOM & SALES:**

National Australian Bank Bldg., 2nd floor,  
661 George St., Sydney, 2000. Tel: (02) 212-4815/212-3463

**MAIL ORDERS TO:**

P.O. Box K720, HAYMARKET, NSW, 2000.

Add \$3 postage & packing

\* All prices INCLUDE Sales Tax.





# Modern Multimeters

## Distributors Index

1. Arlec. 42 Lexton Rd, Box Hill, Vic. 3128. (03) 840-1222. They are mainly involved in selling a range of analogue meters. Their only DMM is the YF 1020.
2. AWA. 422 Lane Cove Rd, Macquarie Park, North Ryde, NSW 2113. (02) 887-7111. AWA distribute only one DMM on the Australian market, the DM500. It's a 3½-digit handheld machine with 1000 volts ac as well as dc. The recommended retail price is \$84.
3. Benelec. 1 Greville St, Randwick, NSW 2031. (02) 665-8211. Distributors of the Univolt range.
4. Bell Instruments. 55 Garema Circuit, Kingsgrove, NSW 2208. (02) 750-6000. Bell sell and distribute an extensive range of instruments but only one DMM, the Kyoritsu 1003.
5. Dindima. 10 Argent Place, Ringwood, Vic. 3134. (03) 873-4455. Distribute a variety of Instruments including the Arlunya range of DMMs.
6. Emona. 208 George St, Sydney, NSW 2000. (02) 212-4815. Emona sell a wide range of DMMs on the east coast and are represented by Radio Parts further west. They handle the Akigawa, Escort and Emtek brands.
7. Elmeasco. 15 Macdonald St, Mortlake, NSW 2137. (02) 736-2888. Primary distributors for Fluke Instruments of the US. Fluke make a wide range of bench and handheld instruments. They claim the series 70, at the bottom of their price range, is the best selling of the lot.



Hioki 3212. A 3½-digit DMM with autoranging on the volts and resistance ranges. It features a 100M input resistance. Nilson Rowe distribute the Hioki range.

in which the meter will be used. Although it is probably the last thing to be thought about when buying a meter, the physical construction of the unit is probably the area where manufacturers can make their biggest price saving.

There is often a real trade-off between price and the rigidity of the case. It needs to be said, however, that this is not a universal rule. Some of the cheapest units we tested gave us the appearance of great robustness. On the other hand some quite expensive meters looked very flimsy.

In the normal course of things this doesn't matter much. A laboratory bench is, or ought to be, a fairly 'kind' environment for electronic gear. If you intend using it in a garage, or at sea, or in a construction site, think about the unit's ability to withstand wear and tear. How easy will it be for spray to penetrate to the pc board? Could it withstand a two-storey fall? (Or even a two metre fall).

The final choice is up to you. It's worthwhile to consider carefully though, and not to be overly influenced by 'specials' and the prospect of saving a few dollars. Remember that your meter will probably be around for many years. And bear in mind that the biggest problem with meters is the occasional short circuit between the ears of the user!

## MODEL 175 AUTORANGING BENCH/PORTABLE DMM

### KEITHLEY INSTRUMENTS



The new Model 175 Autoranging Bench Digital Multimeter, from Keithley Instruments, Inc., combines the measurement capabilities of much higher-priced system DMMs with several new features to extend its utility, yet retain simplicity of use. Ideal for use as a bench meter in production or lab work, this 4½ digit autoranging DMM also has a field-installable battery option, making it fully portable. Fast autoranging (up to 200ms per range change on DCV) enables the user to concentrate on getting the reading without worrying about choosing the appropriate range.

The Model 175 features digital calibration for reduced cost of ownership, as many users can now calibrate the meter in-house. With the Model 1753 IEEE-488 (GPIB) option, the 175 is the lowest-priced IEEE-interfaceable DMM available. Model 175's 100-point data logger monitors drifts, determines rates of change, and collects response curve data without a printer, output cables, or complicated hook-ups. The data logger has six different store rates from one reading/400ms to one reading/hour, and data recall is "push-button" easy.

Other features of the Model 175 include:

- 4½ digit LCD display with annunciators for function, range, and feature indication
- 10µV/10mΩ/10nA sensitivity
- 0.03% basic DCV accuracy
- True RMS AC
- 10A capability
- 100kHz bandwidth in AC
- dBm/relative function
- Relative reference
- Max/Min reading hold
- Safety input jacks
- Front panel accessible amps fuse

For more information on the Model 175 Autoranging DMM, or on a variety of other industrial electronic testing and measurement equipment, contact:



SCIENTIFIC DEVICES AUSTRALIA PTY. LTD.  
 VIC. 2 JACKS RD, SOUTH OAKLEIGH, 3167  
 PHONE (03) 579 3622 TELEX AA 32742  
 N.S.W. OFFICE 2, 35-37 HUME ST., CROWS NEST, 2065  
 PHONE (02) 43 5015 TELEX AA 22978  
 S.A. 31 HALSEY RD., ELIZABETH EAST, 5112  
 PHONE (08) 255 6575 TELEX AA 88125

# Modern Multimeters

## Distributors Index Con't

8. **Hewlett-Packard.** 17 Talavera Rd, North Ryde, NSW 2113. (02) 887-1611. The local branch of the overseas giant. In the DMM stakes they're very upmarket. Their cheapest meter is the 3455 3½-digit machine, selling for \$839, and it goes up from there. The top of the range is the 3456A selling for \$5295. Of course, it comes with all kinds of intelligent features and mathematical functions. One interesting model is the 3468 which can be interfaced with that great friend of the engineering student, the HP41C calculator.

9. **Electrical Equipment.** 33 Belona Ave, Regents Park, NSW 2143. (02) 517-1155. Their Measurement and Control Division distributes the British Avo meters in Australia. Avo is now part of the Thorn EMI group. Included in the range are the Avo 2000 and Avo 2001 DMMs and the B183 digital reactance meter.

10. **Kenelec.** 48 Henderson Rd, Clayton, Vic. 3168. (03) 560-1011. Distributors of a wide range of DMMs from Data Precision, including the 935 and 945 reviewed here. There are 19 models ranging in price from \$160 to \$685.

11. **Kent Industries.** 70 Box Rd, Caringbah, NSW 2229. (02) 525-2811. They distribute the well respected Beckman instruments including the 3½-digit DMMs ranging between \$200 and \$415.

12. **Lamron.** P.O. Box 338, Ryde, NSW 2112. (02) 85-6228. Distributors of 20 types of CIE meters to suit pockets holding \$84 to \$285.

13. **Lawrence and Hansen.** 102 Derby St, Silverwater, NSW 2141. (02) 648-4011. Distributors for Soar. They don't have any handheld DMMs, but Soar produce a number of bench-top models amongst their other instruments.

14. **Nilsen Rowe.** 200 Berkley St, Carlton, Vic. 3053. (03) 347-9166. They handle the Hioki range of meters, which sell for around the \$100 mark. They also have the Hioki 3208 meter in stock, which combines DMM functions with that of a calculator.

15. **Neotronics.** P.O. Box 289, Newport, NSW 2106. (02) 918-8220. They distribute for Aaron, best known for their fine range of CROs. They also make a small range of handheld DMMs, including those mentioned in the table.

16. **Non Linear Systems.** 41 Kinnouli Grove, Glen Waverley, Melbourne, Vic. 3000. (03) 232-4506. Best known for their analogue and digital panel meters. They also sell a small number of DMM's under the house brand.

17. **Parameters.** 53 Governor St, Mordialloc, Vic. 3195. (03) 580-7444. One of the bigger electronic distributors. Parameters sell DMMs under a house brand. See elsewhere for description of their Model 7040.

18. **Rohde & Schwarz.** 13 Wentworth Avenue, Darlinghurst, NSW 2010. (02) 267-2622. Their entry into the DMM stakes is the UDS 5 from West Germany. It's a high quality laboratory bench-type 5½-digit unit that will set you back \$1750 plus tax.

19. **Ronan Engineering.** 32 Chandos St, St. Leonards, NSW 2090. (02) 438-3562. Primarily process and industrial applications engineers, but they sell a number of specialist instruments for

temperature reference, etc. and a 4½-digit calibrator with 10 V, 100mA and 1k ranges.

20. **Scientific Devices.** 2 Jacks Road, South Oakleigh, Vic. 3167. (03) 579-3622. Distribute a range of high quality bench DMMs for Keltley, a US-based manufacturer.

21. **Tech Rentals.** 88 Wellington St, Windsor, Vic 3181. (03) 51-1303. They also trade as Tech Sales. The company handles Solartron and Schlumberger meters for the high quality end of the market. They recently took over Elmeasco.

22. **Technico Electronics.** 67 Mars Rd, Lane Cove, NSW 2066. (02) 427-3444. They sell meters for Simpson with various models between \$150 and \$400.

23. **University Graham.** 106 Belmore Rd, Riverwood, NSW 2210. (02) 53-0644. This well known instrument making and distribution company sells a wide range of DMMs. Included are Hansen and YFE, but often they sell with house brands on the meter.


24. **Vicom.** 57 City Rd, South Melbourne, Vic. 3202. (03) 62-6931. They handle Global Specialties, the US-based instrument makers. They specialize in Bench DMMs and other instruments.

25. **Warburton Frankl.** P.O. Box 182, Chatswood, NSW 2067. (02) 648-1711. Well known in the instrumentation field, Warburton Frankl sell a number of meters. Included in the lower end of the market is the Beckman range of 3½-digit DMMs selling between \$200 and \$415.

26. **Warsash.** P.O. Box 217, Double Bay, NSW 2028. (02) 30-6815. Sells a powerful DMM called the HEME 1000 that specialised in measuring very high current.

## HI-TECH COMES HOME!

1984 never looked so good!  
Electronic Lifestyle is the magazine for 1984! It brings you right up to date with what's happening in Video, Hi-Fi, Computers, right down to the terms you'll be using in this electronic lifestyle. Make it your 1984 Yearbook. Available from your newsagent or from ETI Booksales, 140 Joynton Avenue, Waterloo 2017. Please add \$1.75 post and packing when ordering.





# Undisputably your best buy in

## DMM's

Here's your chance to own a Parameters Model 7040 or Model 601 digital multimeter, probably the best value instruments of their type in Australia. Instruments that are widely respected for their proven quality, ruggedness, dependability, accuracy and style.

### Features

- 3½ digits
- 28 ranges
- Basic DCV accuracy 0.1% (7040) and 0.25% (601)
- Battery Life >2,000 (7040) hours and >200 hours (601)
- Hi-Lo Volt resistance tests
- Overload Protection on all ranges
- Current ranges 10A (7040) and 2A (601)
- Auto polarity
- Finger guards on probes and shrouded plugs for safety
- Low battery indicator
- Quality leads and Probes included

### Our No-Nonsense Warranty

You have the full protection of our no-nonsense warranty for a full 12 months from the date of purchase. Should your instrument develop a fault not attributable to physical abuse, simply return it to us freight paid and we will either repair or replace it at no charge to you. This applies in addition to all warranty requirements you normally receive under the trade practices act.

All prices include delivery anywhere in Australia

**ORDER NOW**

and receive a bonus vinyl carrying case (normally \$12.00)

## ORDER FORM

I would like to take advantage of your special digital multimeter offer. Please supply me meter(s) as set out below. I understand that I will receive a carrying case for each meter ordered at no extra charge.

QTY.	MODEL	PRICE TAX* FREE	PRICE TAX PAID	TOTAL AMOUNT
	601	\$59.95	\$69.00	\$
	7040	\$87.75	\$99.00	\$
				\$

\* Tax free orders must include an exemption certificate on an official company order.

\*\* Bankcard users be sure to include your full home address, not a PO box number.

PLEASE ALLOW 7 DAYS FOR DELIVERY

NAME .....

ADDRESS .....

I enclose my cheque for \$ .....

Please charge my Bankcard\*\*

No. 496 .....

Our Company Order No. .... is enclosed

SIGNATURE .....

Detach and return to:  
Parameters Pty. Ltd. P.O. Box 573 ARTARMON N.S.W. 2064 Offer closes June 30, 1984



Sydney: 41 Herbert St., Artarmon, N.S.W. 2064. Phone: (02) 439 3288 Melbourne: 53 Governor Rd., Mordialloc, Vic. 3195. Phone: (03) 580 7444





# SERIES 5000

PRICES SLASHED

As designed by ETI

INDIVIDUAL COMPONENTS TO MAKE UP A SUPERB HI-FI SYSTEM. BY DIRECTLY IMPORTING AND A MORE TECHNICALLY ORIENTED ORGANISATION BRING THESE PRODUCTS TO YOU AT LOWER PRICES THAN OUR COMPETITORS.

### EXTRA FEATURES OF OUR KITS POWER AMPLIFIER KIT PRICE \$319 P&P \$12.00

• 1% Metal Film Resistors are used where possible • Prewound Coils are supplied • Aluminium case as per the original article • All components are top quality • Over 400 Kits now sold • We have built this unit and so know what needs to go into every kit • SUPER FINISH Front panel supplied with every kit at no extra cost to you. • We are so confident of this kit that we can now offer it assembled and tested so that people who do not have the time can appreciate the sound that this amplifier puts out. This is done on a per order basis delivery approx. four weeks after placement.

Only \$449

### PREAMPLIFIER KIT PRICE \$289 P&P \$12.00

• 1% Metal Film Resistors are supplied • 14 metres of Low Capacitance Shielded are supplied (a bit extra in case of mistakes) • English "Lorlin" Switches are supplied no substitutes as others supply • We have built and tested this unit and so

Only \$449

know what needs to go into every kit • Specially Imported black anodised aluminium knobs • Again as with the power amp we are offering this kit A & T at a price which we do not believe there is a commercial unit available that sounds as good. Same delivery as the PA.

### PREAMPLIFIER Kit Price \$289, P&P \$12.00 SPECIFICATIONS

Frequency response: High-level input: 15Hz-130 kHz, +0, -1 dB Low-level input — conforms to RIAA equalisation,  $\pm 0.2$  dB  
1kHz < 0.003% on all inputs (limit of resolution on measuring equipment due to noise limitation).  
Distortion: High-level input, master full, with respect to 300 mV input signal at full output (1.2V): > 92 dB flat > 100 dB A-weighted.  
MM input, master full, with respect to full output (1.2V) at 5 mV input, 50 ohm source resistance connected: > 86 dB flat > 92 dB A-weighted.  
MC input, master full, with respect to full output (1.2V) and 200  $\mu$ V input signal: > 71 dB flat > 75 dB A-weighted.

On Special at \$259  
Normally \$289

\*All parts available separately for both kits.

### POWER AMPLIFIER Kit Price \$319, P&P \$12.00


#### SPECIFICATIONS

150W RMS Into 40ohms  
Power output: 100W RMS into 8 ohms ( $\pm 55$  V supply).  
Frequency response: 8 Hz to 20 kHz, +0 - 0.4 dB 2.8-Hz to 65 kHz, +0 - 3 dB. NOTE: These figures are determined solely by passive filters.  
Input sensitivity: 1V RMS for 100W output.  
Hum: -100dB below full output (flat).  
Noise: -116 dB below full output (flat, 20 kHz bandwidth).  
2nd harmonic distortion: < 0.001% at 1 kHz (0.0007% on prototypes) at 100 W output using a  $\pm 56$  V supply rated at 4 A continuous. < 0.003% at 10 kHz and 100 W.  
3rd harmonic distortion: < 0.0003% for all frequencies less than 10 kHz and all powers below clipping.  
Total harmonic distortion: Determined by 2nd harmonic distortion (see above).  
Intermodulation distortion: < 0.003% at 100 W. (50 Hz and 7 kHz mixed 4:1).  
Stability: Unconditional

Please note that the "Superb Quality" Heatsink for the power amp was designed and developed by Rod Irving Electronics and is being supplied to other kit suppliers. This product cost \$1,200 to develop so that your amplifier kit would have a professional finish as well as sound.

On Special at \$299  
Normally \$319

### MX-1200 MICROPHONE/AUDIO MIXER



MX 1200 \$625 this month only

This unit features: 12 microphone line inputs with pan, bass, treble, effect and fold back controls for each channel • LED peak indicators for each channel • 2 turntable inputs with cross-fade and individual output controls • master equaliser for bass, midrange and treble • variable headphone output etc. etc • complete with carrying case.

#### SPECIFICATIONS:

INPUTS  
Level/Impedance Mic: 46 db/1k  
Line: 22 db/16k • 12  
Phono: 52 db/50K STEREO • 2 (2mV) at 10kHz  
Effect Return (Aux): 20 db/50K • 1  
OUTPUTS  
Level/Impedance L & R: 0 db/2k  
Effect Send: 0 db/2k FIB Out: 0 db/2k  
Headphone Stereo: +10 db/60 (100 1k)  
EQUALISATION  
Channel  
Bass: +15db  
Treble: +15db  
Master  
Bass: +12db  
Treble: +10db  
Middle: +12db

#### FADER & CONTROLLERS

12 channel fader: Slide, 60mm, LOG 25%  
2 Master fader: Slide, 60mm, LOG 15%  
12 FIB Volume: 300 LIN  
1 FIB Master level: 300 LIN  
12 Effect Send: 300 LIN  
1 Effect Return: 300 LOG 15%  
2 Phono: 300 LOG 15%  
1 Head Phone: 300 LOG 15%  
S/N: 30dB  
FREQUENCY RESPONSE: 20-20 kHz  
TOTAL HARMONIC DISTORTION: Less than 0.1%  
METER: 2 illuminated VU Meters 0db = 0.775V  
PEAK INDICATOR: 12 LED Peak Indicators  
VOLTAGE: 240 VAC 50Hz  
POWER CONSUMPTION: 7.2 watts  
DIMENSIONS: 620 (W) x 386 (D) x 108 (H) mm  
(supplied complete with carrying case)

### THIRD OCTAVE GRAPHIC EQUALIZER



#### SPECIFICATIONS E.T.I. Dec. 1982

Bands: 28 Bands from 31.5 Hz to 16 kHz  
Noise: < 0.008 mV, sliders at 0 gain at 0 (-102 dB).  
20 kHz bandwidth  
Distortion: 0.007% at 300 mV signal, sliders at 0 gain at 0; max. 0.01%, sliders at minimum.  
Frequency Response: 12 Hz - 105 kHz, +0, -1 dB, all controls flat.  
Boost & Cut: 14 dB

\$19500 1 Unit  
\$37900 2 Units

### SERIES 4000 SPEAKERS.

- 8 speakers with crossovers ..... \$499
- Speaker boxes (assembled with grill and speaker cutout) ... \$299
- Crossover kits ..... \$199
- Complete kit of parts (speakers, crossovers, screws, inner-band boxes) ..... \$799
- Assembled, tested, ready to be hooked up to your system ... \$849



WE BELIEVE THAT WE ARE NOW THE ONLY ONES TO SUPPLY COMPLETE SPEAKER KITS ASSEMBLED AND TESTED FOR THOSE WHO HAVEN'T GOT TIME \$849 EX STOCK.

PLEASE WRITE FOR CONSTRUCTION NOTES, THESE COMPLIMENT THE SERIES 5000 AMP RANGE AND ADD THE FINAL TOUCH.

## ROD IRVING ELECTRONICS

425 High St., Northcote, Vic. 48-50 A'Beckett St., Melb., Vic.  
Phone (03) 489 8866, (03) 489 8131, Mail Order Hotline (03) 481 1436  
Mail orders to P.O. Box 235 Northcote 3070 Vic.  
Minimum P & P \$3.00. Errors & omissions excepted.

Please address tax exempt, school, wholesale, and dealer enquiries to:  
**RITRONICS WHOLESALE**  
1st floor 425 High St. Northcote 3070 (03) 489 7099 (03) 481 1923  
Telex AA 38897



# Solartron


## INSTRUMENTATION GROUP

**NEW**  
**7081 PRECISION**  
**VOLTMETER**



- 8.5 digits, 10nV sensitivity
- 1.2 ppm stability 24 hours
- 11 ppm uncertainty 1 year
- True RMS AC
- Resistance to 1000 Mohm
- Comprehensive processing
- Variable integration
- IEEE488 and RS232 interfaces

7081 – the most advanced voltmeter in the World. The voltmeter that provides less measurement uncertainty and better stability than any other product. The first with 8½ digit scale length that gives a fantastic 10nV sensitivity. This, coupled with various methods of digital filtering, enables measurements to be made that have not been possible in the past. Add to this comprehensive result processing, a history file, and full control via RS232 or IEEE488 interfaces means a product that cannot fail to meet the requirements of standards laboratory and automatic test, yet is still appropriate for straightforward bench use.



Contact your nearest Tech Sales office for a full brochure and specifications.




**TECH-SALES PTY. LTD.** (Inc. in Victoria)  
12 Maroondah Highway,  
Ringwood, Vic., 3134.  
Telephone: (03) 879 2733  
Telex: AA30418

Zurich House  
55 Blaxland Road,  
Ryde, N.S.W. 2112.  
Telephone: (02) 808 3055  
Telex: AA71939

Scott House  
46-48 Kings Park Road,  
West Perth 6005.  
Telephone: (09) 322 1085  
Telex: AA94765

# "Can you see the changes Philips Components have made to car manufacturing?"



For something that has so radically changed our lifestyle, the motor car has undergone few really fundamental changes. Its faithful reciprocating combustion engine, for example, is mechanically the same as it was when man was first learning to fly.

Yet one true automotive breakthrough has been the application of modern electronics. Fuel injection systems that "read" the supply, the load and adjust to the demand. Engine management systems that continually monitor and rectify. Consoles that "speak up" about anything from brake failure to seatbelts not fastened.

And while it's true we once got by without this much help, it's amazing how quickly we come to rely on it. Which soon makes products without advanced electronics seem like something's missing.

As a car manufacturer or any "other" manufacturer, there's every chance your products or processes are already affected by the application of this modern technology. Or soon could be. So whether you do it first or second could have a lot to do with what you do next.

Talk with the people who make electronics in Australia... Philips Elcoma. Find out the newest technology applicable to your products and processes, from our worldwide access. The results may surprise you.

Call Philips Components to discuss the changes you have in mind to your manufacturing technique:

Sydney 427 0888, Melbourne 542 3333,  
Adelaide 243 0155, Perth 277 4199,  
Brisbane 44 0191.

*We make electronics in Australia*



**Electronic  
Components &  
Materials**

# PHILIPS





## Compact disc players take to the road

**L**aser technology, which revolutionised hi-fi equipment with the compact disc player, will be introduced into car audio later this year when National launches its compact disc player for car audio.

Putting a compact disc player on the road wasn't an easy task. National was faced with several special problems. First, a car CD player has to be small enough to fit easily into limited dashboard space. Second, it has to be able to endure the bumps and jolts encountered on the road. Third, it has to operate on a low voltage power source. Finally, it has to be impervious to interference from other electrical equipment.

National car audio engineers solved these problems by developing a car audio CD player with simple operation, shock and vibration resistant structure and minimal size. National's CD

player is designed so that the disc operates horizontally — the angle which best minimises road vibration and shock. The objective lens is mounted upside-down so that dust won't accumulate on it. The laser stylus and spindle motor are small enough to fit into a 50 mm high chassis.

However, the most important feature to the driver is that the National car audio CD player is so easy to operate. The front panel has an LED display that gives information on all major functions at a glance. The driver's eyes can stay where they belong — on the road.

Disc loading is super simple. Just slide the disc into the loading slot and it's automatically pulled into the deck and loaded. Power is automatically switched on. There's no need to press a play key. All operations, such as eject, pause, seek up and seek down are controlled by four convenient key switches.

Now it's up to car manufacturers to reduce the ambient noise level inside cars so that it will be possible to fully appreciate the increased dynamic range available from CD players.

A release date for National's car compact disc player is yet to be announced. For more information contact National Panasonic (Aust.) Pty Ltd, 95 Epping Rd, Nth Ryde NSW 2113. (02)887-5333.

## Make yourself heard!

**S**ydney-based distributor, Benelec Pty Ltd, stocks what is probably the most comprehensive range of public address and communications speakers available here, with over a dozen types in the range.

Sizes and power ratings range from a compact 88 mm (3.6") diameter model (catalogue number 8-203) rated at 4 W maximum, to a monster 305 mm (12") diameter diameter model (8-212) rated at 50 W

maximum.

The model 8-106 is a compact communications speaker designed for mobile applications in vehicles or boats. It measures just 55 mm in diameter and offers a frequency response of 450 Hz to 4.5 kHz, just right for good communications intelligibility.

Benelec offers a number of popular 5" PA horns. Of special interest is their 8-205F, a 'fore-shortened' model about half the

length of their other 5" models, for installation where length is an important consideration. Performance is not compromised, however, and it can be expected to deliver in excess of 90 dB sound pressure level, the company claims.

For complete details on the range of PA and communications speaker, contact Benelec at P.O. Box 21, Bondi Beach NSW 2016. (02)665-8211.

## Electronic cameras

**T**he last ten years have seen the decimation of the Super 8 mm cine market, as video cameras and recorders have become more accessible to the general public. It has been predicted for quite some time that the same thing was all set to happen on the still picture market.

But now comes news that the market leader in the field, Sony, may be having a rethink about the technology, and the timing of its release.

Sony introduced a camera in 1981, called the Mavica, that was advertised as a working prototype of a consumer electronic camera.

International Resource Development Inc, a market research organisation, has just completed a report on the revolutionary camera. It seems that Sony has run into more problems than expected in turning the Mavica into a viable consumer item. It also seems to be rethinking its strategy of releasing the product directly onto the consumer market.

The report suggests Sony is looking at an industrial release within the next few years. The consumer market will be supplied by post Mavica-type technology, but that may be years away.

## Gruve-glide

**T**his easy-to-apply 'dry' cleaning treatment for records is claimed to improve stylus tracking of record grooves, clean and de-stat records and produce demonstrably improved sound from records.

Gruve-Glide is an aerosol spray lubricant which comes with two applicator pads. Application is as simple as spraying the solution onto one of the pads and then treating the record in a circular motion until the surface is smooth and shiny.

A single treatment will last for at least 50 plays before a second application is needed.

For information on this product contact Andrew's Audio, 401 Pacific Hwy, Artarmon NSW 2064. (02)438-4166.



# 1984 - BIG BROTHER IS HERE!

**TELECOM APPROVED**

**NEW**

## - A SOLID STATE TELEPHONE DIALLER/ALARM AT LAST!

This is one of the most significant products that we have seen for many years. It is a true "1984" product! What we are talking about is basically an alarm device that will telephone you (and two others as well) locally, SDT even if the freezer has broken down! It does not use a tape recorder it is microprocessor generated and controlled. It is a 3 zone device as well i.e. it will give you a separate message to indicate the nature of any one of up to 3 separate faults.

TWO MODELS ARE AVAILABLE

1) DIALLER ONLY

2) DIALLER WITH POWER SUPPLY

and complete composite control module with N.O. and N.C. inputs, delay etc. This unit has a tamper proof steel box with space for a backup battery. (Charger is included in price).

**BOTH UNITS PLUG STRAIGHT INTO A TELEPHONE SOCKET!**

Cat. LA-5120 - Full alarm/control unit ..... **\$399**

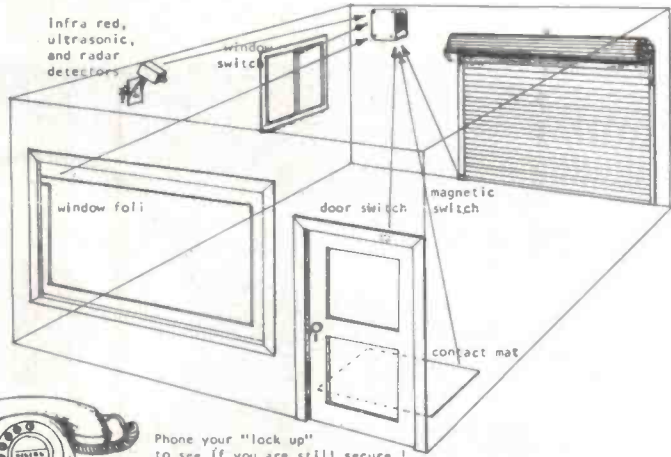
Cat. LA-5130 - 4 zone dialler only ..... **\$299**

Both units are supplied in a metal cabinet.

### OPERATION OF DIALLER

When ALARMED the following takes place: - The unit "grabs" the Telecom line from all other extensions. The dialler listens for "Dial Tone", when it hears the dial tone it dials out. Will even dial out an STD number or even from a switchboard (0 access). After dialling the unit listens for "Ringing Tone" when it stops it will give a "bleep" message (the number of bleeps indicating the zone or zones alarmed) will repeat bleep message and close down. If no dial tone is detected, the unit will go "off line" again and then try again (like replacing the receiver and then picking it up again). If the line is engaged or none answers after a short time period the dialler will close down and dial the next number that is programmed in (a maximum of 6 attempts). The units have 4 input zones which can be

connected for all operating from N.O. contacts (or +12V dropping to less than 1/2V) or for all operating from N.C. contacts (or 1/2V rising to +12V). A No AC signal is available which can be looped into a NO zone to give indication of supply failure (provided that the standby battery is fitted). A Normally Closed contact is fitted to the case, to dial out if the unit is tampered with. The units have a return channel so that you can dial the unit up from a remote location and it will send bleeps indicating the last message that was transmitted. Will operate with the following sensors: N/C contacts - window lock - window/door switches, N/O contacts - mats, heat detectors, of operated and the contacts from Ultra-Sonic, radar, IR detectors and from most sector control units. Operates from 12V AC or 13.6V DC (for recharging 12V battery) (or mains LA-5120)



Phone your "lock up" to see if you are still secure!

### FEATURES:

- 1) It is a complete microprocessor based burglar alarm control unit with integral dialler, with facilities for 3 alarm zones and 1 test zone. It has the following zone options:
  - i) Delay zone for entry/exit with 30 second delay before dialling out and bringing in the alarm relay, unless switched 'off' with a key switch, before this.
  - ii) Instant zone, after the arming delay will dial out immediately and bring the alarm relay in.
  - iii) Silent zone, will dial out but not bring relay in - option 1 can be switched 'OFF' with the unit - option 2 or a 24 hour panic or armed hold-up button iv) Test zone will ring in and tell you alarm is working at weekends etc.
- 2) Can be programmed or re-programmed for all standard security receivers. Unit is reset every time system is switched 'OFF'. Can be installed by handyman. No flashing lights to alert intruder. Will phone up to 3 - 12 digit telephone numbers, silent zone can ring a 4th number (i.e. armed hold-up alarm could go to the shop next door and not an empty home). Will even phone STD Nos interstate. Can signal fridge failure, mains failure, or fire etc.

**NEW!!**

## LARGE COLOUR LED DISPLAYS!

Jaycar is proud to announce a new range of 7 segment LED displays featuring LARGE digits and alternate colours!

**NOTE THE LOW PRICES!!**


Cat. No.	DESCRIPTION	1-9	10+
ZD18700.4"	Comm Anode Red	\$1.00	\$2.25
ZD18750.6"	Comm Anode Red	\$2.50	\$2.50
ZD18800.6"	Comm Cath Green	\$2.95	\$2.50
ZD18850.6"	Comm Cath Yellow	\$2.95	\$2.50
ZD18900.6"	12x15mm rect diff block Red	\$1.50	\$1.25

The light blocks are simply a rectangular block of diffused light. They can be seen over great distances and are generally used as status indicators. All devices have connection data supplied.

## VIDEO HEAD CLEANING SPRAY -

A-F Spray whilst designed for cleaning metal surfaces and leaving no residue it is absolutely ideal for cleaning video heads. It comes with an extension tube to get to remote spots. Leaves absolutely no residue and blasts away grime with no danger of scratching. A sound investment in VCR care. Also great for audio heads of course.

Cat. NA-1007 400 gram can ..... **\$8.95**



**NEW!!**

## DESK TOP MAGNIFIER

Superb magnifying glass 90mm diameter mounted in a chrome ring supported on a 240mm flexible goose-neck. A sturdy cast base supports the unit. Ideal for checking solder joints, PCB cracks, component identification etc. High magnification over large area will pick up tiniest flaws! A must in every serious workshop.

Cat. QM-3500 ..... **\$29.95**



## UHF TUNER MODULE

This factory made unit enables you to cover the entire Australian UHF Band. The fundamental output frequency is actually around 35MHz, not VHF channel 1 as previously stated. A strong 'image' at VHF channel 1 appears, however. This enables the unit to connect straight to the antenna input of many VHF sets to enable UHF reception. The knob and reduction coil mechanism gives direct UHF channel readout!!


**USES:** - Can convert VHF (only) TV's to VHF/UHF  
- Enables you to watch UHF output VCR's on VHF TV  
- Ditto for home computers & video games

Supplied with connection instructions and power supply info.

**DON'T PAY HUNDREDS OF DOLLARS TO UPGRADE YOUR PERFECTLY GOOD VHF TV TO AN EXPENSIVE UHF SET!!**

Cat. DM-9000 UHF Tuner Module ..... **\$34.50**

Cat. DM-9002 Knob and Dial to suit ..... **\$5.45**

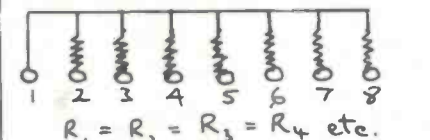


## PCB CLEANING SOLVENT

It may not be obvious, but many circuit problems occur when flux and other residues (even finger prints) remain on the PCB causing 'leakage' between tracks. If you work RF, high input impedance (i.e. FET op amps etc), ioniser or other circuits PCB cleanliness is a MUST.

The Jaycar PCB Cleaning Solvent is a spray that dissolves all flux residue and grime leaving the track work and board absolutely clean. We then recommend that you "tropicalise" the underside with spray-on lacquer. (Also available Cat. NA-1002 350 gram can \$8.95).

Cat. NA-1008 454 gram can ..... **\$8.95**



## ASK FOR A NEW CATALOGUE!!

Mail Order customers, if you have not seen our new catalogue, boy are you missing out! If, (or when) you next buy from us by mail order just ask for a catalogue. It will be sent FREE with your order!! you have one and want one for a friend, that's fine too! Just ask!

## NEW!! RESISTOR NETWORKS

### STAGGERING LOW PRICES

Jaycar has secured a massive scoop purchase of quality resistor networks at unbelievable prices!! The networks are wired as per schematic illustration, and all values in each device are the same. As very few hobby circuits feature networks at the moment, we feel that this product will only appeal to the service and OEM industry. If you are a user of resistor networks, send us a note and we will send you a specific list of stock with prices. (We have probably the largest stocks and range in Australia). In the meantime we offer a "service pack" of networks at a bargain basement price. Each pack contains 50 assorted networks (Single in-line packaged). In resistor values ranging from 680R to 1 Meg. (At least two of each network).

### COST OF THE PACK?

**ONLY \$10!!**

Cat. RR-3380




## VCR SOUND PROCESSOR KIT

(Ref: EA April 1984)

Great new kit for Video Enthusiasts! • Stereo Simulator • 5 Band Graphic Equalisation • Noise Filtering  
The Jaycar kit once again is truly original - down to the genuine multicoloured knobs on the front panel (watch for substitutes). The only extra that you will need to buy is the optional whistle filter (Cat. EE-3814 \$19.95)  
Cat. KA-1545

**\$55**

**NEW!!**



### MUSICOLOR IV

Sound to light effect with 4 channel chaser. There are 4 different chaser patterns plus a host of other features. Complete kit

Cat. KA-1010 **\$89.90**

### ASK FOR A NEW CATALOGUE!!

Mail Order customers, If you have not seen our new catalogue, boy are you missing out! If, (or when) you next buy from us by mail order just ask for a catalogue. It will be sent FREE with your order! If you have one and want one for a friend, that's fine too! Just ask!

## NOT NEW!! - EA DIGITAL CAPACITANCE METER

(Ref: EA September 1980) Ideal for a bench type mains powered application. Measures from 1pF to 99.99uF in only 3 ranges! Large easy to read LED display.  
Cat. KA-1105 **\$59.90**



### DUAL TRACKING #22V POWER SUPPLY

Dual polarity can provide up to #22V at up to 2 amps. Also has fixed output of -5V at 0.9A. Complete kit

Cat. KA-1410 **\$89.50**

(Ref: EA March 1982)

## 12/230V - 300W INVERTER

300VA of power at 235V from an ordinary 12V car battery. Superb Jaycar kit is complete

Cat. KA-1114 **\$195.00**

(Ref: EA June 1982)



## IONISER KITS

### COMPLETE KIT

High efficiency emitter head - Fits completely inside a high quality ABS box (NOT a metal lid) - Only 2-core mains flex protrudes from the box - You can pay over \$80 for a built-up inferior unit!  
Cat. KJ-6511

**NORMALLY \$45 THIS MONTH ONLY**

**\$29 SAVE \$16**

### SHORTFORM KIT

runs directly from 240V mains  
low power consumption  
produces high intensity electric field  
output around 7.5kV  
will not necessarily produce ozone in standard form  
ideal for those who wish to 'try' an ioniser at an economical price.  
Cat. KJ-6510

**NORMALLY \$24.50**

**\$15.00**

## ETI644A | See ETI Jan '83!!

### DIRECT CONNECT MODEM

Ref: ETI October 1982

Two models (i) Short form which contains ALL PCB components as specified by ETI (BEWARE!!). The genuine ETI PCB with plated-thru holes, solder mask and component overlay is supplied. We also supply at NO EXTRA CHARGE a full set of quality IC sockets. A must with plated-thru PCB - remember this when making comparisons.

(ii) Full kit. Includes: all of the above plus 12V plug-pack, case, switch and LED bezel and Cannon DB-25 RS-232 connector. Makes a complete stand-alone modem. • Capable of a range of Answer/Originate operating modes • Selectable Baud rate • Software controlled • Uses new patented technique • More reliable and faster than most acoustic modems.  
Arlec transformer as used in this project only \$22.00


### NEW MODEL

SHORTFORM KIT  
Cat. KE-4600

**ONLY \$169**

COMPLETE KIT  
Cat. KE-4601

**ONLY \$199**



## SAVE UP TO \$105 UNBELIEVABLE 'PHILIPS' SPEAKER BARGAIN

We have made a massive scoop purchase of genuine quality Philips European made Hi Fi speakers. They are so good they are used in the fabulous ETI 4000 series Hi Fi. If you thought the 4000/1 or 4000/2 systems were out of reach of your pocket - THINK AGAIN!

### WOOFER AD12250/W8

**NORMALLY \$99.50 SAVE \$30.00**

**THIS MONTH \$69.50**

### LOW MID AD70620/M8

**NORMALLY \$32.50 SAVE \$5.00**

**THIS MONTH \$27.50**

### HIGH MID AD02161/SQ8

**NORMALLY \$44.95 SAVE \$5.00**

**THIS MONTH \$44.95**

### TWEETER AD0160/T8

**NORMALLY \$19.95 SAVE \$4.00**

**THIS MONTH \$15.95**

**\$201.90 value for \$157.90 SAVE \$44**

**EVEN CHEAPER for a stereo set i.e. 2 each of**

**the above \$315.80**

**SPECIAL 8 PIECE SET PRICE \$299!!**

**Normal price for 8 speaker set \$399!!**

**Crossovers 2 x 4 (ETI4000/1) \$200 Cat. CX-2637**

**2 x 3 (ETI4000/2) \$129.50 Cat. CX-2627**



# Jaycar

Incorporating  
**ELECTRONIC AGENCIES**

**SYDNEY SHOWROOMS**

117 YORK STREET - PHONE: (02) 264 6888 and (02) 267 1614

**CARLINGFORD** TELEX: 72293

Cnr. CARLINGFORD & PENNANT HILLS ROAD - PHONE: (02) 872 4444

**CONCORD**

115 - 117 PARRAMATTA ROAD - PHONE: (02) 745 3077

**HURSTVILLE** 121 FOREST ROAD - PHONE: (02) 570 7000

## NUMBER 1 FOR KITS

### POST AND PACKING CHARGES

\$5 - \$9.99 (\$1.50) \$10 - \$24.99 (\$3.20)  
\$25 - \$49.99 (\$4.50) \$50 - \$99.99 (\$6.50)  
\$100 - \$198 (\$8.00) Over \$199 (\$10)

\*Free INSURANCE for Road & Registered Post over \$200\*

All heavy or bulky items (over 20kg) sent Comet Road Freight \$12.00 anywhere

In Australia.

**SHOP HOURS CARLINGFORD, CONCORD & HURSTVILLE**

Mon - Fri 9am - 5:30pm; Sat - 9am - 12pm; Thurs night 8:30pm (Not Concord)

**SHOP HOURS SYDNEY**

Mon - Fri 8:30am - 5:30pm, Sat - 8:30am - 12pm; Thurs night 8:30pm

**MAIL ORDERS AND CORRESPONDENCE:** P.O. Box 185, Concord, 2137



Mail Order  
By



**BANKCARD**

Via Your Phone

# WORKSHOP ENGINEER

We require a bright thinker with the ability to manage a small workshop and liaise with subcontractors. He will be in touch with all State Branches and involved in design of custom built systems for our many clients.

The following qualifications would be required

- 1 Technician Standard (Radio Trades Course/Similar)
- 2 Capable of simple design (Circuitry, Solid State, etc.)
- 3 Understanding of building plans and design of systems to suit
- 4 P.A. and Intercom experience
- 5 Capable of bench service repairs
- 6 Telecom systems knowledge

If you have the above qualifications and are a "Today Thinker", please contact Mr D. C. Oates.

**EEBURG MUSIC**

*It's fresh not canned.*

Australia's Leading Background Music Co.

For appointment phone:  
**(02) 660-6333**

## NEW REVOLUTIONARY 3D TV \$135

NOW A KIT TO CONVERT YOUR COLOUR TV SET TO GIVE A THIRD DIMENSION ON THE SCREEN!

Make the Olympic Games something to be remembered.

Can be fitted to any RGB drive colour TV via 4 leads. An illuminated switch is provided to switch the process on and off. Two pairs of Carl Zeiss custom made red and cyan spectacles are provided with each kit. The TV red signal amplitude ideally should be 4 to 10 V but the adaptor can handle up to 200V max via a plug fitted on the unit. There are three preset controls to match the ABDY adaptor unit precisely to the biasing conditions of the red amplifier, input load, output load and bias impedance. The adaptor unit produces 0.7 us delay in the red amplifier to the picture tube cathode. The kit employs the latest electronics to update your TV to the anaglyphic by delay process to give 3D in colour.

**\$135.00 tax incl.**  
(plus \$6.00 for p. and p.)  
Our technicians can fit it for you  
for only **\$35.00.**

MAIL ORDERS TO:  
P.O. Box W245, Warringah Mall,  
Brookvale, N.S.W. 2100  
Bankcard Welcome.

For more information please send in for a brochure or call in for a demonstration at

**abdy** AUSTRALIA

70 Wanganella St.  
BALGOWLAH  
(02) 949 7703

# SUPERKIT

Introduction to a digital future

The world is already bristling with digital electronics. From the watch to the satellite, there is no area of our lives which is unaffected. The SUPERKIT actually shows the complete beginner how to design digital electronic circuits in a proven, practical way — millions of different circuits can be constructed on the same "breadboard". It also teaches fault-finding, improvisation and subsystem checking.

The only extra you'll need is a 4½ volt battery or a stabilised 5v power supply. You don't even need a soldering iron.

**\$55.00 Complete (incl. post & packaging)**  
**\$16.00 Instruction manual only (incl. p&p)**

Discount on bulk orders.

Other self-instruction courses from Cambridge Learning (Australia):

COMPUTER PROGRAMMING in BASIC \$25.00  
DIGITAL COMPUTER LOGIC & ELECTRONICS . . . \$17.30  
DIGITAL COMPUTER DESIGN . . . \$18.50

Contact us for our free book-list.  
Send Cheque/Money Order to:

**CAMBRIDGE LEARNING (Australia)**  
Dept. E1, P.O. Box 173  
KWINANA, W.A. 6167

# Master the Microprocessor

Learn how Microprocessors really work . . . the practical way.

## The Purpose of this Course

There is a considerable expanding and world-wide demand for people with a real knowledge of microprocessors and general computer technology. Such people are needed to design and evaluate systems and to assess and develop the enormous range of possible applications, both present and future of microprocessors and to understand the installation and servicing of the main types of equipment of which they may form the most vital component. (A microcomputer has already been produced to replace the mechanical programmer on a domestic washing machine, for example.) This Course provides the necessary basic information to enable a student to really understand the functioning of microprocessors and their supporting circuitry.

usually referred to as the "hardware". This is backed up by showing how to program a microcomputer (or produce its "software") in the most fundamental form of computer language called "machine code". No previous knowledge of computers is necessary though a little basic knowledge of electronics plus digital and logic circuits will be found helpful.

A special introductory short course is available to provide this background information, if required by an individual student on the course without extra fee.

## Student—Tutor Contact

A qualified Tutor is available to every Student throughout this Course in order to deal with any queries which may arise and to assess certain questionnaires which are issued in Students throughout the period of training.

## Certificate

Issued to all Students completing the Course successfully. Course covers main requirements of the City and Guilds Certificates in Computers.

# Practical Self Study Course

## FREE COLOUR BROCHURE

Post coupon now. The Australian School of Electronics Pty Ltd, P.O. Box 108, Glen Iris, Victoria, 3146. Offices at 219 Balacalva Rd, Caulfield North.

Please send your brochure without any obligation to

Name

Address

Postcode



## How the Course is organised

The basis for the practical work in the Course is the Microcomputer. This is supplied completely assembled and ready to use. The Course text is carefully arranged in sequence so that each new section follows logically from previous work. Hardware description and programming technique progress together, so that the Student is discouraged from treating them as distinctly separate subjects. Following each section of descriptive text, detailed instructions are given in order to use the Microcomputer to provide a practical demonstration of each new function or technique. This provides a very powerful way of learning precisely how the system operates, and enables any possible ambiguities in the Student's mind to be quickly resolved.



# Technics SB-X100 loudspeakers

Louis Challis

TECHNICS HAS DEVELOPED a large number of innovative and attractive loudspeaker systems over the last four years. I have tested and used a number of the best of their products and I consider them one of the foremost loudspeaker manufacturers in the world.

Technics' most impressive recent developments have been associated with its honeycomb disc speaker systems which are just as exciting as their leaf-tweeters; both systems have an outstanding performance. Unlike the SB-10 system which I reviewed in ETI, July '81, the SB-X100 system uses three honeycomb disc drivers in a 'three-way' configuration. The designers have not used Technics' outstanding leaf-tweeter to cover the top end of the audible range as both the cost and size would be inappropriate in such a low priced system.

Initially I had asked to review the Technics SB-F5 speaker system which was released recently in America but has not yet arrived in Australia. It is fortuitous that my request could not be granted because the SB-X100 speakers have a performance which is undoubtedly superior to the system I had originally wanted to test and yet I believe they will most probably cost no more to purchase.

## Features

The SB-X100 system is a true bookshelf system. It is well finished in an almost-black, plastic veneer which covers a heavy-density particleboard cabinet. The two speaker enclosures fit neatly into one small cardboard package which is about the size of the average single loudspeaker system that many advertising people classify as a 'bookshelf speaker' system. The front of each speaker is neatly covered with a finely woven black cloth that has been mounted over a plastic frame which clips into four neatly designed inserts located on the front face of the cabinet.

With the cover removed one's attention is immediately drawn to the purposeful and neat appearance of the three honeycomb disc drivers which are mounted in two groups. The 180 mm diameter honeycomb disc driver (or woofer) features a light, but reasonably rigid, honeycomb structure. This appears to be less expensive than that used on the SB-10 series speakers and has a smooth foam, plastic roll surround.

The woofer is located at the bottom of the cabinet with the mid-range and tweeter incorporated in a separate circular diecast secondary baffle located at the top. The



The flat frequency response, inaudible distortion above 120 Hz and impressive decay response spectra are as good as many speakers costing three or four times the price of this bookshelf system. Apart from some low frequency limitations, the performance of these speakers is excellent.

mid-range speaker uses a similar honeycomb disc element, but it is far more rigid and appears to be particularly rugged.

The construction of the 28 mm diameter tweeter is the most impressive of the three drivers; the protection grid element appears to be based on the design of the protection grids used by Bruel & Kjaer in the front protection grids for their 25 mm diameter laboratory microphones.

The choice of this design configuration was probably intentional as Bruel & Kjaer did a considerable amount of research when developing their protection grids. I have visited the Bruel & Kjaer factory and having

seen the wide range of experimental prototypes, I know how well the final design performs. It achieves the best possible high frequency diffusion and strength which are both just as important in the microphone as they are in this particular application.

On one side of the cabinet is the 50 mm long, 30 mm diameter tapered port. This tapered configuration reduces the 'Q' to produce a smoother, low frequency performance. On the other side of the cabinet is a built-in thermal over-load relay which monitors the temperature rise on the loud speakers and switches off the input circuit in the event of abnormal operating conditions. The activation of this relay is indicated by a small, red light emitting diode whose illumination can be clearly seen through the very thin, black speaker cloth. This relay has to be reset by pressing a small reset button mounted beside the diode on the front panel.

The rear of the cabinet features a pair of spring loaded terminals designed to hold bare speaker wires and these terminals are located in a solidly made, plastic recessed housing. The inside of the cabinet has been ▶

## TECHNICS SB-X100 LOUDSPEAKERS

Dimensions: 372 mm x 223 mm x 207 mm

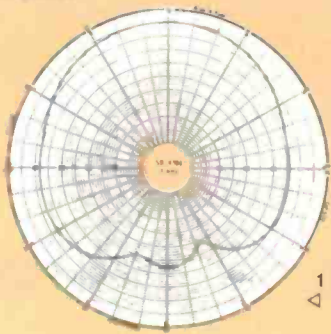
Weight: 5.3 kg

Price: Rrp \$398 per pair

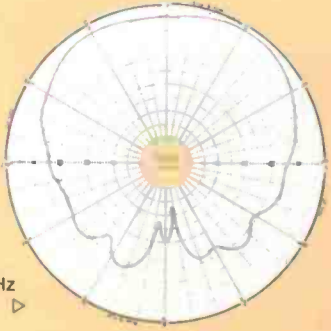
Manufactured: In Japan by Matsushita Electric Industries.

Distributor: National Panasonic (Aust.) Pty Ltd, 95 Epping Rd, Nth Ryde NSW 2113. (02) 887-5333.

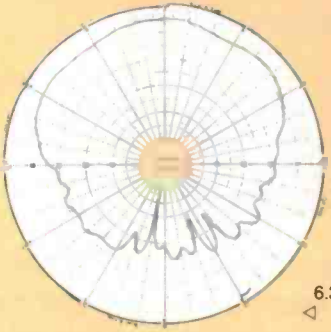
**Polar response plots**



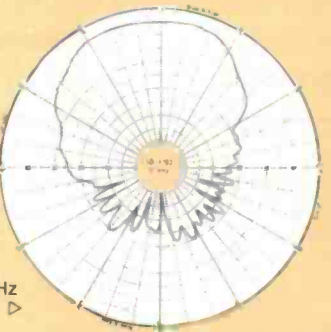
1 kHz



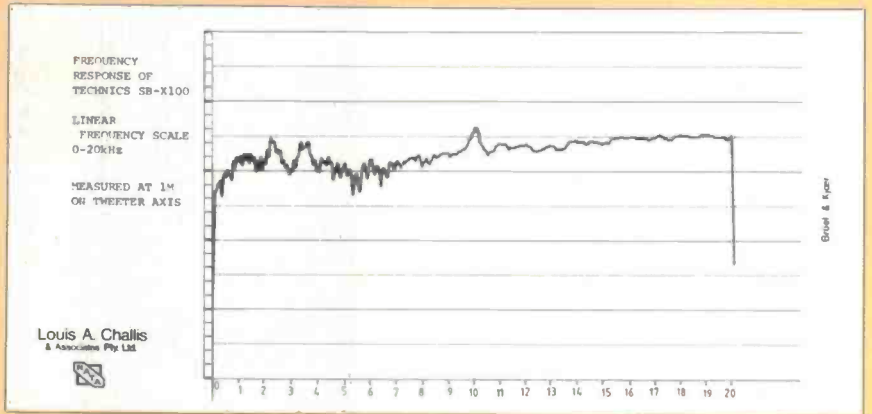
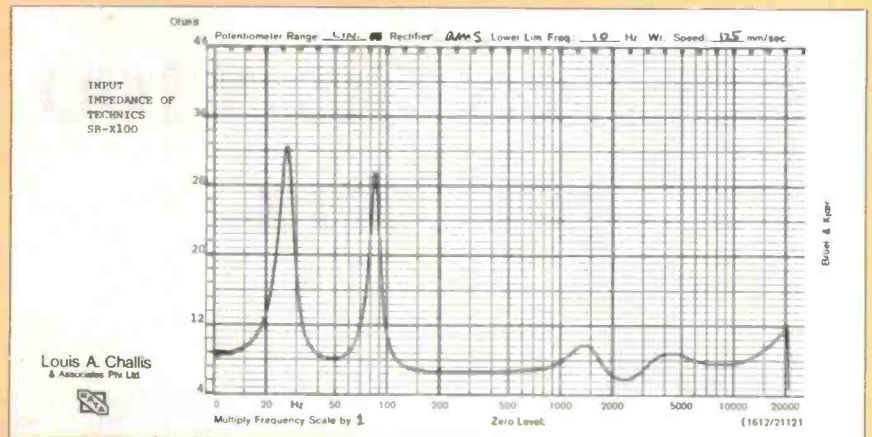
3 kHz



6.3 kHz



10 kHz



effectively damped with a reasonable thickness of felted underlay material while the sides and front of the cabinet have been solidly braced to reduced cabinet resonance effects.

**Objective testing**

The objective performance evaluation of the SB-X100 speakers produced results which were substantially superior to those one would normally expect from a speaker system selling at only \$398 (recommended retail price).

The on-axis, as well as the off-axis, frequency response of the system is remarkably flat. The on-axis response extends

effectively from 70 Hz to 33 kHz at -6 dB which is an extremely wide and smooth performance, considering the price of the system.

The off-axis response at 30° to the main axis extends from 70 Hz to 18 kHz, producing results which are generally as good as any speaker I have seen costing three or four times the price. The off-axis response is obviously controlled by the dispersion of the honeycomb disc tweeter which performs remarkably well to achieve such a smooth response within its working range.

The measured response of each of the drivers has been exceedingly well matched and the linear plot of frequency response indicates to what degree the optimisation of

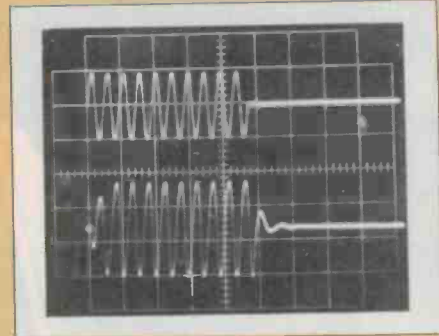
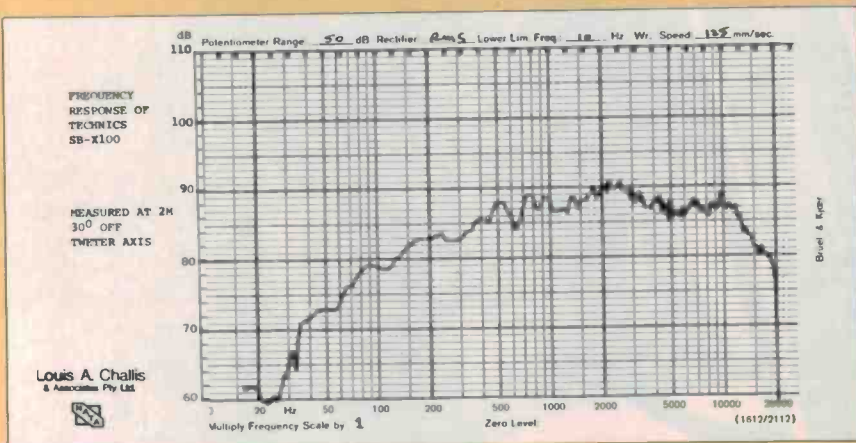
frequency response has been successfully achieved.

The measured distortion of the system is quite acceptable, except at frequencies of 100 Hz and below where a 96 dB output signal at 1 m produces second harmonic, frequency doubling components which are audible. This degree of audibility increases with further lowering of the drive frequencies.

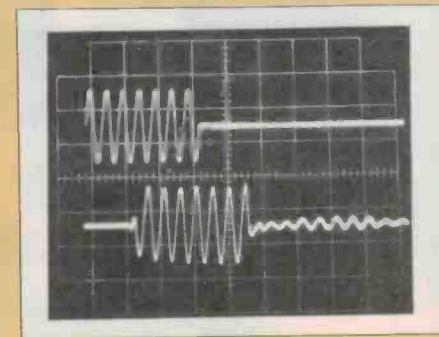
At frequencies above 120 Hz the distortion components are virtually inaudible and the measured results would make many designers of more expensive speakers quite envious.

The measured impedance characteristics of the SB-X100 illustrate the typical

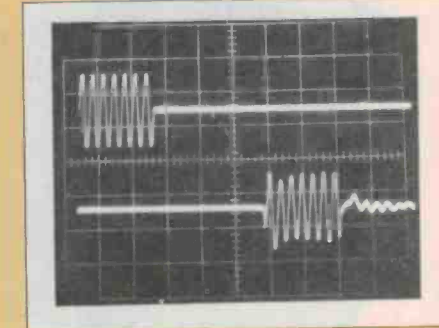
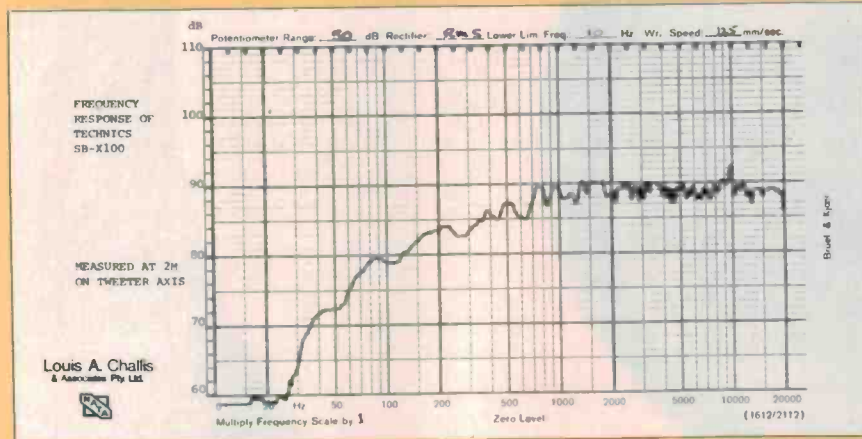




100 Hz (20 ms/div.) Δ



Δ 1 kHz (2 ms/div.)



6.3 kHz (0.5 ms/div.) ▽  
Tone burst response of the SB-X100 loudspeakers. For 90 dB steady state s.p.l. at 2 m on axis. Upper trace is electrical input, lower trace speaker output.

increases that one would expect at 27 Hz due to the speaker resonance, and at 85 Hz due to the loading port. The general impedance characteristics are quite smooth with a typical impedance of about six ohms. This speaker system could be paralleled with other eight ohm speakers, however, there would be some risk of excessive amplifier current except where the amplifier is capable of handling impedances of less than four ohms.

The phase response of the system is remarkably smooth providing a maximally smooth response all the way from 100 Hz to 20 kHz. In much the same way, even the tone burst response of this speaker system is excellent and there is not trace of abnormal-

ity at the standard test frequencies.

The cumulative decay response displays a performance with very few resonances; the only really significant resonances are at 10 kHz, which is in the audible range, and at 22 kHz which is not audible. There are two lesser resonances at 2.5 kHz and 3.5 kHz which are measurable, but not nearly as significant as the resonance at 10 kHz.

The porting resonance which shows up at 85 Hz in the decay response spectra is a result of the interaction of the port with the repeated impulse signal used in the measurement procedure. This is not a problem except in terms of the low frequency capabilities of the system.

The overall impression gained from the decay response spectra is that the designers have achieved a truly outstanding result from a particularly inexpensive speaker system. The results are as good as those provided by many speakers costing three or four times the price.

The polar plots produced in our anechoic room again illustrate the excellent lateral dispersion of the speaker at high frequencies. The sound dispersion at 10 kHz, in particular, is extremely good providing results comparable with other loud speakers costing many times the price. With a set of measured results as good as these, one would reasonably expect that the subjective results would also be excellent. ▶

DYNAMIC STEREOPHONES ATH-50





# “To accurately test our cartridges, we created the world’s finest stereo headphones.”

To test our cartridges for the improper tracing and signal-to-noise ratios that an ordinary speaker would not register, we needed highly sensitive stereo headphones.

To obtain the accuracy that our reputation demanded, we had to create our own.

The present ATH series is the second generation of Audio Technica headphones, subtly refined and further improved.

Lightweight, comfortable precision instruments, they reflect Audio Technica’s unrivalled reputation for reliability and the intelligent application of advanced audio technology.

And now Australian hi-fi enthusiasts will discover Audio Technica stereo cartridges, stereo headphones, styli, microphones, tone arms and other accessories more readily available through an expanded dealer network.

For a free Audio Technica brochure and dealer information, simply clip the coupon below.

Please send me your free Audio Technica brochure and dealer information.

Name

Address

Postcode

Post to:

Audio Technica brochure offer, c/- Rose Music Pty. Ltd.,  
17-33 Market Street, South Melbourne, 3205.



**audio-technica**<sup>®</sup>

# SOUND REVIEW

## Subjective testing

The subjective testing revealed that the SB-X100 produces a delightful and often superlative performance on most programme content, particularly where the dominant frequencies are above 100 Hz. The SB-X100 system is ideal for listening to classical music, low level monitoring applications (where the output signals are less than 96 dB at 1 m) and razor-sharp stereo imaging in either residential or even semi-commercial applications.

I listened to a wide range of operatic singing including Verdi's 'La Traviata' (Decca 400 057-2), featuring Sutherland and Pavarotti, which revealed the outstanding characteristics of both the singers and the speakers and produced a soft and smooth performance. As I consider that the clear production of speech is one of the most important attributes of a loud speaker system, it is obvious that the SB-X100s achieve an excellent performance in this category. The performance on transients was well illustrated by a new CD disc with George Frederick Handel's 'Music for the Royal Fireworks' (Oiseau Lyre 400 059-2).

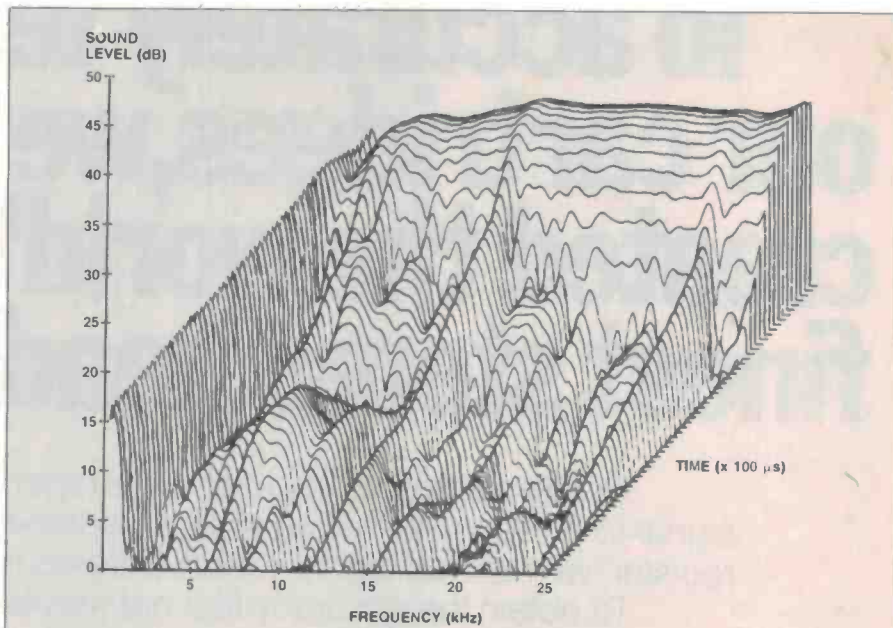
In a direct comparison with my B & W 801 monitors, the SB-X100s gave an excellent performance as long as the frequency content did not produce significant components below 110 Hz. When that occurred, the small dimensions and limited volumetric capacity of the SB-X100s were incapable of producing more than a poor replication of the original sound. This, however, is not a condemnation of the speakers, but rather an acknowledgement of the design constraints imposed by the particularly modest volume of only 17 litres.

When subjected to overloads from excessive power such as 250 watt transients provided by a Yamaha M300 amplifier, or even nasty transients provided by the signal content in normal music or tone arms being dropped on records, the protection circuit appears to function extremely well and I was unable to destroy these systems (although I tried).

## Conclusion

The Technics SB-X100 loud speaker system was not designed to be a studio monitor system, the manufacturers have not claimed that it is suitable for rock music, and it has inadequate output power to be suitable for public address applications. Notwithstanding these obvious limitations it has many attributes, the majority of which are quite outstanding.

Provided you accept its low frequency limitations with an objective view point, this speaker system will most probably amaze you with its clean uncoloured fidelity and remarkable linearity. At a recommended retail price of only \$398 per pair I believe the SB-X100s constitute an extremely good value for money, particularly where larger speakers would appear to be inappropriate.



Decay response spectra. "A truly outstanding result". The only significant in-band resonance is at 10 kHz.

## LOUDSPEAKER DATA SHEET

### Measured Performance of Technics SB-X100

Serial No. TL 3215A337

Frequency Response (-12dB): On-axis 70Hz - 33kHz  
Off-axis 70Hz - 18kHz

Crossover Frequencies: 1.5kHz and 4.0kHz

### Sensitivity

(for 90dB average at 2m) 5.6 VRMS = 5.2 Watts (Nominal into 6 ohms)

### Harmonic Distortion

(for 96dB at 1m)

	100Hz	1kHz	6.3kHz	
2nd	-22.8	-45.3	-40.6	dB
3rd	-38.4	-42.3	-47.7	dB
4th	-30.5	-69.9	-52.1	dB
5th	-47.7	-58.1		dB
THD	7.9	0.95	1.0	%

### Input Impedance

	100Hz	10.4	ohms
	1kHz	8.0	ohms
	6.3kHz	8.0	ohms
Minimum at	2.4kHz	6.0	ohms
and typical			
minimum			

### Phase Response


Maximally  
Flat

Absolute copyright in this review and accompanying measurements is owned by Electronics Today International. Under no circumstances may any review or part thereof be reprinted or incorporated in any reprint or used in any advertising or promotion without the express written agreement of the Managing Editor.





# 1984 - BIG BROTHER MIGHT BE LISTENING... BUT WOULD YOU LIKE TO TALK BACK!



## NEW AVTEK MINI MODEM

Possibly Australia's smallest Telecom approved (pending) MODEM. The MINI MODEM comes complete with a phone so that all you have to do is remove your standard phone and plug-in the MINI MODEM. It is so small that you can mount the MINI MODEM on the skirting board next to the phone socket and use the Modem phone all the time as your standard phone.

**SPECIFICATIONS:** ★ 300 Baud CCITT V.21 answer or originate full duplex ★ Power indicator LED ★ Carrier detect LED ★ Answer/originate switch ★ Modem/phone switch ★ Plug pack power supply ★ Size approximately 65x130x40mm overall - SIMPLE AND SMALL!!

AVAILABLE SOON ONLY **\$189.00**

**THERMISTOR SPECIAL** 56R Philips type  
2232-660-91009 - refer to Philips Catalogue for specs.

**10 FOR \$1.00**

**SPECIAL - 1793 DISC CONTROLLER**  
WAS \$45.00 THIS MONTH ONLY \$25  
SAVE \$20.00

### ATTENTION MAIL ORDER CUSTOMERS

Next month we are 1 year old and we will be doing a mailing list to send to all our customers. This will have a lot of specials, which we would not normally advertise plus lots of other goodies. If you would like to be on this mailing list just phone (02) 267 8777 and ask.

**9" DISPLAY MONITOR FOR YOUR COMPUTER - GREEN (ORANGE) DISPLAY - ONLY \$279.00**

### 12 VOLT SUPER TOOL

Designed for sanding - grinding - polishing - cutting - engraving - drilling - milling - erasing. AC adaptor supplied.

**\$32.50**

### S-100 SOCKETS

Quality GOLD plated - pins suitable for 1 level wire wraps as well as mother board mounting.

**ONLY \$4.95 each**

### QUALITY NEUTRIK XLR CONNECTORS

We now stock a wide range of these quality Swiss made connectors - CHECK OUT OUR PRICES - Buy 10 or more units and pay less 10%

The AVTEK MULTI MODEM is a completely Australian Designed and Manufactured Multi Standard Modem. It has been designed to meet current Telecom specifications (approval pending) and will be available in 4 different styles.

### KIT FORM

This is for the hobbyist and is not approved for connection to Telecom lines. It is ideal for private line use and for the Amateur Radio operator for Packet Radio (See review EA January 1984). Complete kit to the last nut and bolt including pre-punched and silk-screened front and back panels.

**ONLY \$249.00**

### MODEL MM2

This is a completely assembled and tested unit with a telephone hard wired into the Modem. It can be plugged legally into any phone socket to replace your standard phone.

**INTRODUCTORY PRICE \$329.00**

### MODEL MM3

This is basically the same model as MM2 but does not include the telephone but comes fitted with a data Telecom plug which means a dedicated socket must be installed by Telecom.

**CONTACT AVTEK FOR PRICE**

### MODEL MM4

This unit is basically the same as model MM3 but does not have externally selectable Baud rate. The mode of operation is factory set. This is ideal for dedicated dial-up lines. This model also has hardware Auto Answer included.

**CONTACT AVTEK FOR PRICE**

**SPECIFICATIONS FOR KIT, MM2, MM3 and MM4:** □ Data Standards CCITT V.21 & V.23, Bell 103 & 202 □ Data Rates 300, 600 and 1200BPS □ Backward Channel 75BPS in conjunction with 1200BPS □ Computer Interface CCITT V.24 (RS232C) □ Power Requirements 240V AC 3 watts □ Front Panel Controls Mode Switch (12 position rotary - not MM4), Connect Switch (3 position toggle), Test Switch (3 position toggle) □ Front Panel Indicators Connect LED, DCD Data Carrier Detect, RXD Received Data, RTS Request to Send, CTS Clear to Send, TXD Transmit Data, RING Ring Detect, TEST Test Switch off normal, POWER.  
**NOTE: Models MM2, MM3, and MM4 will not be available until Telecom approval has been obtained.**

### DISKETTE STORAGE BOX

**ONLY \$39.95 - Holds 85 discs**

### MOTOROLA LINEAR INTERFACE IC

**HANDBOOK** - Over 25mm thick. This book contains information on Bus, Memory, Computer, Terminal, Peripheral and Numeric display interface as well as information on voltage references, voltage comparator and communications interface IC's. Includes comprehensive selector guide. **DON'T PAY \$11.50**

**JUNE ONLY \$4.95 (p&p \$1.00)**

### MOTOROLA 6800 PROGRAMMING

**REFERENCE MANUAL** - Over 150 pages - Contains information on: ● 6800 program visible registers ● interrupts and stack operations ● addressing modes ● instruction set ● commands for Motorola "Bugs" PLUS descriptions of the 6800 series MPU, ROM, RAM, DIA & ACIA **ONLY \$3.95**



# AVTEK

(ELECTRONICS) Pty. Ltd.

## TWO GREAT LOCATIONS

FOR SYDNEY

AND A FAST MAIL ORDER SERVICE



### CITY

119 YORK STREET  
SYDNEY 2000  
PHONE: (02) 267 8777

### BURWOOD

172 LIVERPOOL ROAD  
(HUME HWY) ENFIELD  
PHONE: (02) 745 2122

### MAIL ORDER

P.O. BOX Q302,  
QUEEN VICTORIA BLDG  
SYDNEY 2000

POST AND PACKING: Divide the value of your order by 20 (5%) to get post and packing value and then add \$2.00 - it's that simple! All Bankcard orders can only be sent to a normal address (NOT a P.O. Box). All Bankcard orders will be sent by registered mail (add \$3.00 to P&P charges).

All specials only for month of issue or while stocks last - all prices correct and stock expected to be available at time of going to press.

ENFIELD IS OPEN ON SUNDAYS.



# K-NAR JUNE SPECIALS

Start your own system with an SD Systems MPB-100, Z-80 CPU card (4MHz, 2K Eprom, front panel i/face).  
Unbelievable value.

**\$105**

E.S.100P Typewriter conversion - Olympia E.S. 1000 family typewriters, keyboard send-receive. R.S. 232, serial interface.

**\$160**

16K Static Ram S-100 bank select.

**\$145**

2708/16K Eprom Cards - switch selectable for 8K, full address decodable.

**\$40**

## OTHER S-100 CARDS AVAILABLE AT OUR NORMAL KEEN DISCOUNTS ...

GDC-512 High-RES Graphics Card. Unbeatable value and features

**\$450**

CMC-100 Color Graphics Palette Card

**\$742**

SBC-800 Single Board Computer

**\$445**

S.B.C. 400 - 4 M8Z Z80 CPU 1K static ram RS 232 I/O with Sync/Async centronics interface, counter timer, soft prog. board rate generator, 2KC CP-M bios Eprom option.

**\$315**

CRC-64 64K CMOS RAM card

**\$607**

DRC-II 64K Dynamic Ram card

**\$400**

MPU-100 10-slot bench-mount card cage

**\$495**

(with boards)

**\$4000**

DDU-8 Twin 8" drive unit (2MB)

**\$1665**

MPC-6 Multi-channel I/O card

**\$427**

ADC-32 32 channel A/D card

**\$337**

All boards assembled and tested and backed with 90-day guarantee. All unbeatable value from

# K-NAR

## COMPUTER CARDS

PO Box 412, Dandenong 3175. Phone (03) 795 5858. Authorised distributor of SME Systems products

\* Limited time offer only. For retail prices add 20% tax.

K8228

# CICADA 300 Baud DATA MODEMS



- CICADA 300
- CICADA 300T with telephone
- CICADA 300 for use with Commodore 64 and Vic 20 computers



187 Allambie Road,  
Allambie Heights,  
NSW 2100.  
P.O. Box 184, Brookvale,  
NSW 2100.  
Telephone: (02) 451-5555  
Telex: AA22671

*Dealer enquires  
welcome.*

You need not own a bank to have a personal computer. Look at our prices.


48K Ram Z80 CPU with Intelligent keyboard 188 function keys, 10 user define keys \$360



64K Z80 & 6502 CPU IBM look-a-like case detachable keyboard 188 function keys, 10 user define keys \$480




12" green & amber monitors high frequency, from \$110



Floppy disk drivers suitable Apple II, from \$230



Dot matrix printers using continuous and sheet paper \$275  
Daisy wheel printer, letter quality \$575



Floppy Disks 5 1/4" and 8" S/S, D/S, S/D & D/D, from \$2.50



Also stepping motors  
Servo motors  
Synchronous motors  
Digital Instruments  
Presetttable counters  
Tachymeters &  
Panel meters

Ring or send 60c postage for free catalogue.

## GCS

G.C.S. Sydney — 67 Blackshaw Ave.,  
Mortdale. 2223. Phone 570 1225  
Wollongong — 46 Charles Road, Fairy  
Meadows. Phone (042) 84-5544.  
Enquiries from agents and distributors invited.



# IBM's million bit memory chip

**A**n experimental computer memory chip that can store more than one million bits of information has been fabricated on an existing manufacturing line at IBM's facility in Essex Junction, Vermont.

The experimental chip, called a one-megabit dynamic random access memory (DRAM), was fabricated on the same manufacturing line the company has used since 1978 for mass production of 64K and 72K high-density memory chips.

Use of these existing manufacturing facilities has both demonstrated the chip's manufacturability and accelerated its development for potential use in IBM products.

A number of improvements in photolithography and processing technology contributed to the development of the one-megabit chip. For example, enhancements to conventional optical lithography and photore-sist formulation made it possible to fabricate circuit elements on the chip as narrow as one micrometer — about 1/50 the width of a human hair.

The high storage density (13 025 bits per square millimeter) of the new chip is also derived in part from the use of advanced processing technology. A new processing step that electrically insulates adjacent storage nodes from one another allows them to be placed less than 1µm apart without creating unwanted electrical effects that would tend to impair chip performance.

Another processing development that directly contributes to the density of the one-megabit chip is the use of an extremely thin layer of a composite dielectric material to cover the storage nodes. This layer is only 15 nanometers thick, or about 50-60 atoms high.

Reducing the thickness of this layer makes it possible to increase the amount of electrical charge that can be stored without increasing the area of the node, which takes up a sizeable fraction of the memory cell itself. In this way, a strong and easily sensed signal can be obtained from the cell without the need to enlarge its area.

The process is already sufficiently developed to produce perfect chips. Individual chips have been made in which it is possible to access each of the 1 048 576 memory cells.

The chip is packaged on a 22-pin ceramic substrate with a packaging density of four megabits per square inch.

It operates with a single-voltage, 5 V power supply. The one-million-plus memory cells and their support circuitry occupy an 80.85 square millimeter area of silicon. The chip dimensions are 10.5 mm by 7.7 mm. The time needed to read data out of the chip is 150 ns.



Karen Kaigle holds a silicon wafer. The wafer contains memory chips that can store more than one million bits of data. The wafer will eventually be diced into almost 100 individual chips.

## Pulsar boost

**I**f you built the Little Big Board project (ETI-690, Oct '83), you may be interested to learn that Pulsar Electronics, designers of the Little Big Board, have just been named one of three preferred suppliers of computer equipment to Victorian State schools.

The Victorian Education Department Computer Centre named three micros for use in its schools during the next few years. They are the Commodore 64C, the Apple II and the Pulsar 6000. The choice of computer is not binding on all the state schools, but the centre will only provide instruction and software for these three.

Competition for preferred supplier status was fierce, with over three hundred suppliers registering their interest.

Machines were evaluated in three categories, low for primary schools, medium for years 7 to 10, and upper for senior high school. One of the favoured middle range machines was the BBC micro, which Barson Computers had planned to manufacture locally, but apparently it failed the 7B test.

The 7B test, according to Mr Nick Wilkinson of the Computer Centre, involves leaving the computer with class 7B students for an afternoon.

According to Mr Wilkinson the "bare copper male connectors" of the BBC micro wilted under the strain.

For more information contact Pulsar Electronics, 2 Melrose Drive, Tullamarine Vic. 3043. (03)330-2555.

## Xidex disks

**M**agmedia, Australia's largest supplier of floppy disks, has begun manufacturing Xidex Precision disks at new premises in Gladesville, NSW.

Last November Magmedia became sole Australian distributor for Xidex disks which are produced by Xidex Corporation of California, and distributed worldwide.

The 5¼" and 8" precision disks are the first to be designed to the exacting standards required of 96 TPI high density recording, the company claims. They claim

the highest certification level in the industry and incorporate a new magnetic particle which provides a strength 20 per cent above the accepted industry average, they say.

Recently the company released a 555 foot length DEI data cartridge, the first extended length ¼" digital tape cartridge which is fully compatible with the ANSI industry standard 300 and 450 cartridges, and a new computer tape called the Epoch 480 manufactured by Graham Magnetics of the US.

For further information contact Magmedia, 28 Buffalo Rd, Gladesville NSW 2111. (02)816-3222.

## Networking for TRS-80

**A**rcnet, a local-area network based on Datapoint's 'Attached Resource Computer Network', is now available in Australia through Tandy Electronics.

Tandy will utilise Arcnet protocols and software, plus a new LSI integrated circuit network interface component, to allow multiple TRS-80 Model II or

Model 12 computers to be linked into effectively large-scale systems to create a low-cost local networking system for up to 255 computers.

Arcnet is compatible with most Model II software.

For further details, contact **Tandy Electronics, 91 Kurrajong Avenue, Mount Druitt NSW 2770. (02)675-1222.**

## New 8-bit micro

**Z**ax Corporation has introduced 'The Box'. The Box is a powerful CP/M based Z80A 8-bit microcomputer with built-in EPROM programmer, two 8" double-density, double-sided floppy disk drives, 64K of RAM, four RS232C serial ports (75 baud to 19 200 baud), AM9511 socket and interface circuitry for high speed arithmetics and one parallel Centronics plug compatible port.

In addition, one 8" drive and one 5 1/4" drive may be added as an option. The disk drives are designed to take into account inter-changeability between diskette formats. The formats of standard diskettes are switched automatically by inserting a diskette in Drive A, then the diskette on any of the other drives will be treated as the same format.

If mixed use of diskettes of different formats is desired, XDSKMOD software is available for diskettes that are not standard. XDSKMOD allows the user to select different for-

mat including number of blocks, block-size, sector size, directory size, track number, sector skew, and so on.

The Box has a System Expansion Module equipped with four channels of RS232C serial interface, 48K x 4 expansion memory and 40M Bytes hard disk interface controller.

Other options include a RAM expansion module that adds 768K (48K x 16) of memory to The Box. This module is a single board that plugs into any slot and can be used as a virtual floppy disk or Data Acquisition System.

Also included in The Box mainframe is an EPROM programmer. This device can program any EPROM up to 28 pins with a 5 V Vcc and Vpp of +25 V or +21 V. To switch between PROM types simply plug in the supplied Select Module.

For further information please contact **Z Systems Pty Ltd, 196B Vulture Street, South Brisbane 4101. (07)44-3715.**

## Cheaper VIC-20 software

**O**zi Soft has announced a price drop of its entire range of VIC-20 software down to as low as \$9.95. This includes games such as Macpan, Cops and Robbers, Kongo Kong and Skramble, and programs in the education and small business application areas.

There have been a number of new releases for the Commodore 64 including new games from the UK and USA, while the three new business packages from Southern Solutions fill a gap in the Accounts Payable, Receivable and General Ledger Accounting areas.

A word processor and information management package has been released for the Commodore 64. Insta-Write, a word processor on cartridge, acts as the integrating package between Insta-Mail (a mailing list) and Insta File (a powerful data base).

The total package is available on cassette or disk and, as a special offer, the disk version comes with a complimentary Financial Spreadsheet.

For more information contact **Ozi Soft, 50 Clarence St, Sydney NSW 2000. (02)29-6330.**

## Micro clearinghouse

**T**he Royal Melbourne Institute of Technology has attracted 16 international and local computer companies and peripheral suppliers to its Australian Microcomputer Industry Clearinghouse, AMIC.

A concept new to Australia, the Clearinghouse offers microcomputer owners, operators, and potential users a range of services including access to hardware and software for personal evaluation, either in a self-learning mode, or with demonstrator assistance.

AMIC's general manager, Mr Don Schauder, predicts that the Clearinghouse's neutrality would appeal to individuals, and business firms, looking for somewhere to sort out their microcomputer options without sales pressures. "As we don't sell computers, people using AMIC can be assured of total impartiality," he said.

Mr Schauder says that the Clearinghouse is geared towards providing low-cost public access to computer time and associated training activities. "People can book time on any of our machines for \$6 per hour. For

students, the fee is \$3. Where the assistance of one of our 30 demonstrators is required, the hourly rate is from \$20."

Australian manufacturers, whose participation in AMIC is being sponsored by the Federal Department of Science and Technology, are represented by Case Communications, Datacraft, Digital Electronics, Hartley and SME.

AMIC occupies a suite of offices in Gateway Place, in Swanston Street, opposite the Royal Melbourne Institute of Technology and is open on weekdays and on Sundays. Courses are being conducted on most days, including 1 1/2 hour breakfast sessions covering specific products.

The Australian Microcomputer Industry Clearinghouse is a joint venture involving RMIT, its subsidiary, Technisearch Limited, the computer industry, and the Federal Department of Science and Technology. For further information contact Peter Wilkinson, (03)341-2943 or Don Schauder, (03)348-1775 or write AMIC, G.P.O. Box 2476V, Melbourne Vic. 3001.

## Atari cutbacks

**T**he woes of Atari Inc, the embattled US video games producer, continue.

The company is laying off 550 people at its factories in California and Puerto Rico. This is the latest chapter in a saga that has seen Atari retrench much of its US work force as production moves into SE Asia.

The Atari 600 and 800 home computers and the 2600 and 5200 games machines will con-

tinue to be assembled exclusively in Asia.

The only good news for job hungry Americans is that Atari has promised to begin production of some yet-to-be-announced games products at El Paso, Texas. Spokesperson Bruce Entin said that workers who moved to El Paso (at their own expense) would receive "preferential consideration" in hiring.

## Floppy copy

**M**agmedia has introduced Applied Data Communications' new high speed IC4800 floppy duplication system to support the overworked IC450 'Floppy Copy' system.

Kevin Biggs, Magmedia's Technical Director, states that the new equipment can duplicate and verify double-sided 40-track 5 1/4" floppy disks in 21 seconds.

Software masters may be

imported at 2% duty rate if they are to be used for duplicating purposes. This will save importing large amounts of untried software at 35% duty.

Magmedia will also be offering software protection schemes with varying degrees of sophistication.

For information contact **Magmedia, P.O. Box 442, Gladesville NSW 2111. (02)816-3222.**



# SHOW YOUR PRODUCTS TO 30,000 HOT PROSPECTS IN 4 DAYS

Over 30,000 people attended Personal Electronics Lifestyle Expo '83. Even more will be there this year.

Expo '84 will be the event of the year for your customers: a spectacular showcase of everything that's new and exciting in audio, video and personal computers.

Under one roof, continuously for four days, you will have the opportunity to demonstrate the technological features of your products to a massive audience of dedicated enthusiasts.

And you will be doing it in the most receptive of all environments, face to face, with


unlimited time to demonstrate superiority and clinch every sale.

Your prospects will be able to touch, feel and use your products ... giving you unprecedented access to a multi million dollar market.

To make success doubly certain, we're backing Expo '84 with a non-stop advertising and promotional campaign. Your hottest prospects will be there. But so will your competitors. Can you afford to let them have sales that could be yours?

Post the coupon or ring one of our sales consultants for full details. But hurry — accommodation is limited, and going fast!


DON'T MISS IT  
FOUR DAYS OF  
FUN AND FANTASY  
FOR ALL



**POST NOW FOR RATES & AVAILABILITIES OR RING (02) 212 4199**

YES. I'd like to know more about my opportunities for profitable sales at Expo '84. Send me, without obligation, full details of rates and availabilities.

Company	
Address	
State	Postcode
Contact	Title
Telephone	Telex
Amount of Space Required	
Goods to be exhibited	
General description of the product/s	



**PERSONAL  
ELECTRONICS  
LIFESTYLE  
EXPO DEC 6-9  
CENTREPOINT**  
Cnr. Market and  
Pitt Streets Sydney  
Expo hours 12-8 Thur.  
10-8 Frid, Sat, & Sun.  
Enquiries: 212 4199

Graphic Directions Pty Ltd.  
28 Foveaux Street,  
Surry Hills NSW 2010  
Telephone (02) 212 4199



**SPHERE  
COMPUTERS**

The CCT 100 Intelligent Terminal  
for Intelligent decision makers.

#### SPECIFICATIONS

##### Keyboard

- Detachable, compactive, typewriter-style keyboard
- N-key rollover with auto repeat capability
- 4 LED indicators for caps lock, on line, block mode and keyboard lock/protect
- Audible keyclick enable/disable
- Auto repeat enable/disable
- Keyboard lock enable/disable
- Repeat rate 20 characters per second
- 5 cursor control keys, 10 editing function keys with 14-key numeric key-pad

##### Communication

- Code: 128 ASCII characters
- Baud rate: 75, 110, 150, 300, 600, 1200, 1800, 2400, 4800, 9600, 19200
- Parity: odd, even, mark, space
- Operating Mode: full duplex, half duplex or block mode
- Interface: EIA RS-232C or 20-mA Current Loop

##### Emulation

- LEAR SIEGLER ADM 3A ADM 5A, HAZELTINE 1500, ADDS VIEWPOINT

##### Screen Presentation

- Display format: 24 lines x 80 characters
- Display unit: 12-inch, non-glare CRT
- Character type: 7 x 9 dot matrix
- Refresh rate: 50/60 Hz
- Character set: 96 ASCII characters, 15 graphic symbols, 32 control character symbols.
- 5 screen attributes: blink, underline, blank, reverse, dual intensity
- Cursor type: selectable slow, fast blinking or steady cursor, block, underline or invisible cursor.

##### External Control

- Power on/off
- Contrast adjustment
- Baud rate
- Parity and data format
- Refresh rate
- Half duplex or full duplex
- Auto line feed
- Auto new line
- EIA or 20-mA Current Loop
- Reverse video or standard video
- End of message
- Emulation mode



**ONLY  
\$799**

ENQUIRIES FROM: AVAILABLE FROM OFFICES AND SHOWROOM **PARIS RADIO ELECTRONICS,**  
SHOP 1, 165 BUNNORONG ROAD, KINGSFORD, NSW 2032. TEL. (02) 344 9111. TELEX AA22579.

# WHAT HAS MORE COMPUTER POWER THAN MANY LARGE OFFICES AND FLIES AT MACH 2?



The F/A 18 Hornet tactical fighter has more on-board computer power than many large office installations.

The ground facilities to back up this phenomenal aircraft are truly staggering.

Communications, over-the-horizon radar and the computerised avionics fault tree analyser.

To keep it flying as it should we need technically minded young men and women to train as Electronics Technicians.

If you have successfully completed at least year 10 with passes in English, Maths and Science

(physics content) and you would like to have a full-time career working with the very latest in aviation technology, contact us now.

If you are an Australian citizen (or eligible to become one), aged 17-34, telephone your nearest Air Force Careers Adviser on: Sydney (02) 219 5555, Newcastle (049) 25 476, Wollongong (042) 28 6492, Parramatta (02) 635 1511, Canberra (062) 82 2333, Melbourne (03) 697 9755, Geelong (052) 21 1588, Brisbane (07) 226 2626, Townsville (077) 72 4566, Adelaide (08) 212 1455, Perth (09) 325 6222, Hobart (002) 34 7077, Launceston (003) 31 1005, or write to Box XYZ in your capital city.



**JOIN AUSTRALIA'S AIR FORCE.**



## C-Tech update

The rapidly growing computer industry is being specially catered to by Ritronics. Their C-Tech division, situated at 48 A'Beckett St, Melbourne, is specifically for selling and maintaining computers, peripherals and software.

Managing director, Greg Boot BSc., has announced the introduction of the Big Board Three single board computer to enhance their successful range of BB1 and BB2 computers. The prototype is on display and features a 6 MHz Z80B, on board modem, voice synthesiser and 256K of RAM. Future expansion to 8088 and full high resolution colour graphics is planned.

The popular home computers including Apple, Microbee, Spectrum and Commodore 64 are supported with comprehensive

ranges of software.

The ability of computers to be updated instantly to new applications has meant that the software provided by C-Tech is very popular. Computer owners delving deeper into the technical aspects of computing will find many programs available that aid software development, such as advanced programming languages and assembler, editor systems.

The all too common problems encountered when implementing new features on CP/M computers have been solved in many cases with the technical service provided by Greg and his staff.

For more information contact C-Tech Pty Ltd, 48 A'Beckett St, Melbourne Vic. 3000. (03)347-7917.



## Program recorder

For owners of personal computers one of the most difficult hardware decisions is selecting the correct mode of data storage. Disks are a very nice way to go, but the price puts them out of the range of many users. Using a conventional audio cassette recorder is cheap, but it's slow and unreliable.

Midway between the two

alternatives sits the National RQ8100.

It has a data storage rate of 1200 bps, and a remote control jack that permits start/stop instructions from the computer. The recommended retail price is \$89.95.

For more information contact National Panasonic, 95 Epping Rd, Nth Ryde NSW 2113. (02)887-5333.

### CLUB CALL

The Sydney Microbee Users Group now has two meetings each month. The evening meeting is on the first Tuesday of each month at Auburn Girls High School, Braemar St, Auburn from 7 pm to 9 pm. The regular Saturday afternoon meeting is held on the third Saturday of each month at the McMahons Point Community Centre in Blues Point Rd, Nth Sydney (near Lavendar St) from 1 pm to 5 pm.

The Broken Hill Microbee Users Group meets on the last Sunday of each month. For information contact Peter Cotter, 553 Radium St, Broken Hill NSW 2880. (080)88-1621.

A Spectravideo Users Group has just been started in Victoria. For information about this club contact Mitch Raitt, Fernhill, Tindal's Rd, Warrandyte Victoria 3113. (03)844-3485.

The BBC Users Group of Tasmania holds monthly meetings on the first Monday of each month at the Elizabeth Matriculation College in D Block (entrance off Warwick St), Hobart, commencing at 8 pm.

Enquiries about membership etc. can be directed to John M. Hannon, P.O. Box 25, Nth Hobart Tas. 7000. (002)34-2704.

The TI-99/4 Users Group in Melbourne meets monthly at the Victoria College, Burwood. The group issues a newsletter bi-monthly, six program tapes per year and runs demonstrations, tutorials and a special interest group in Assembler language.

For further information contact Wayne Worlidge, 123 Ashburn Grove, Ashburton Vic. 3147. (03)25-1832.

For information about the Microbee Users Group of SA, Inc (MUGSA), write to the secretary, G.P.O. Box 767, Adelaide SA 5001.

The Melbourne Atari Computer Enthusiasts group (MACE) meets at the Rotunda at Monash University on the first Sunday of each month at 11.40 am. Visitors (non-members) are charged \$1 to cover costs. Tea and coffee are provided along with demonstrations of the latest software and hardware.

Meetings cover games, applications and languages for the Atari 400, 800 and XL personal computers. For more information contact M.A.C.E., P.O. Box 133, Mulgrave North, Vic. 3170.

The Newcastle Microcomputer Club meets on the second and fourth Mondays of each month at 7.30pm in room G12, Physics building, Newcastle University. Our mailing address is P.O. Box 293, Hamilton NSW 2303, or ring Angus Bliss on (049)67-2433 ext. 326 bh. or Anthony Nicholson on (049)52-6017 ah.

## Jap apple

The Japanese manufacturer, Sony, and Apple Inc of the US have formed a technology sharing agreement on hard disk computer memory technology. Although details were not disclosed, both companies said they would develop new hard

disk drives from their joint technology operations.

There is already a degree of cooperation between the two companies. Sony supplies micro floppy drives for Apple, who use them in the Lisa 2 and MacIntosh.

## Turbodos computer

A new Pulsar series 7000 turbodos computer system is the latest in a range of computer systems. The series 7000 is a one-to-four user system (with each user having their own Z80A and 64K of RAM.) Mass storage is handled by a combination of hard disk (to 100M), 5.25" 1.4M mini-floppy and 5M removable hard disk. Air flow is

via positive pressure 4" fan. Power supplies are available to 15A. System boot-up is via the hard disk with a key operated reset/power on function.

Further information can be obtained by contacting John Reardon, Pulsar Electronics, Lot 2, Melrose Drive, Tullamarine Vic. 3043. (03)330-2555.

# HI-TECH C

An Australian developed Z80 C Compiler  
that runs rings around the opposition.

## Features:

- Compiles Full V7 C — including enums and structure operations
- Produces fast, compact code — outperforms all competitors
- Complete I/O library
- Source for libraries included — no royalties
- Easy to use — one command compiles, assembles and links
- Powerful debugging tool included
- Command line I/O redirection
- FAST floating point
- Locally developed and supported
- Supports ROM-based software
- Includes MACRO assembler, linker and librarian

## System Requirements:

Z80 CPU  
56Kb RAM  
200Kb Disk space  
CP/M 2.2  
or any UNIX system

## Disk formats:

8" SSSD

\* Kaypro

\* Osborne

DEC Rainbow

Others: enquire

(\* \$5 surcharge on these formats)

## Pricing: (all prices include tax)

Compiler — limited support \$125

12 Months full support 125

Manual only (refundable) 25

P & P 7

Cross Compilers — enquire

**Availability: NOW**

**(Watch for 8086 version soon)**

**HI-TECH SOFTWARE**

P.O. Box 118, Eastwood 2122

Ph: (02) 85-4552



## Sesame Street software

**T**andy Electronics has begun marketing two new educational programs that were created by the Childrens Computer Workshop, part of the same outfit that produces Sesame Street for TV.

The software was written for a 32K TRS-80 colour computer with extended colour BASIC.

'Play with language' is designed for first and second

year kids to complement early reading experience.

'Hands on' introduces children to the computer, teaching them familiarity with the keyboard and how to handle the colour functions on the TRS-80.

Price for both programs is \$149.95.

Contact Tandy for details at 91 Kurrajong Ave, Mt Druitt, NSW 2770. (02)675-1222.

## New general manager at NEC

**M**r David Ballantine has now taken over the position of General Manager, Planning and Marketing, at NEC Information Systems Australia Pty Ltd.

Mr Ballantine was previously Sales manager, Australia and New Zealand, for Digital Equipment Corporation. He worked for DEC for 11 years in the UK, US and Australia, and before

that for Australian Iron & Steel.

In his new job Mr Ballantine is located at the NEC head office in St Leonards, NSW.

Commenting on his new position, Mr Ballantine states that he is delighted to be joining NEC, a company whose current performance and growth potential he sees as particularly outstanding.



## Line tamers

**F**erguson has produced a new range of line transformers specifically for the operator of micro computers.

The transformers ensure a constant 240 V from a mains supply that varies anywhere between 190 and 275 volts.

They claim their 'line tamers' will not pass spikes on the line,

and at the same time will provide protection against lightning strikes.

Mini line tamers are available in 160, 275, 550 and 1000 Watt versions.

For more information contact Ferguson Transformers, 331 High St, Chatswood NSW 2067. (02)407-0621.

# F.I.Diag.E

Formed in 1981 in recognition of the special knowledge and skills required by persons involved in fault diagnosis, plant management and maintenance engineering.

If you sort out troubles in machines, plant, systems, structures, jet engines, diesel engines, petrol engines, braking systems, transmission systems, boilers, cars, tractors, ships, coal mines, steel mills, gold mines, process plant, packing machinery, pumps, generating sets, turbines, oil rigs, computer systems, alarm systems, printing plant, chemical plant, etc . . .

You should become a **FELLOW (F.I.Diag.E)**

At the present admission is based solely on competence and capability without regard to age or academic attainments.

To obtain further particulars send a fully stamped and addressed envelope to:

**INSTITUTION OF  
DIAGNOSTIC ENGINEERS**

P.O. Box 419, RINGWOOD,  
Victoria 3134 AUSTRALIA

## SWITCHING— CONTROLLING— PROGRAMMING— EXPERIMENTERS INVENTORS—HOBBYISTS

**16K RAM + 8K ROM BASIC Z80  
Computer or Same Unit with 8-BIT  
5K RAM and I/O PORT.**

Supplied with all leads, power supply and excellent manual. A circuit diagram is included with all pin-outs etc. uses any V.H.F. TV.

**Incl. Tax \$139.00**  
full warranty, expert advice,  
programmer, books and  
magazines available from:

**GAMETRONICS**  
Shop 6, 177 Toorak Rd.  
South Yarra, 3141  
Phone: (03) 241 3031

**MAILORDER**  
 ZX81 + 16K ROM. \$139.00  
 ZX81 + 5K RAM  
I/O port ..... \$139.00  
 Free Catalogue  
 P + P ..... \$5.50



### Brief case portable

**T**exas Instruments has a new portable printer, the TI 703, which is now available in Australia.

The TI 703 weighs 3 kg and fits into half a briefcase. It is clearly aimed at business people who, for one reason or the other, need to communicate with their office system.

Data communications is established via a Telecom

approved acoustic coupler. Power supply is either mains or battery.

The unit is equipped with a QWERTY keyboard and a thermal printer which, the makers claim, is almost silent.

For more information contact Texas Instruments, 6 Talevera Rd, North Ryde NSW 2113. (02)887-1122.

### Disk conversions

**T**his to That is a Sydney based bureau service specialising in the conversion of Word Processing diskettes prepared by one manufacturer directly to the Word Processing diskette format of another manufacturer.

The aim of the service is to provide a maximum intelligence conversion where only minimal editing is required on the new Word Processing diskette. This is achieved by transferring the information on a direct disk-to-disk basis, thus enabling conversion of many of the input diskette control codes directly to the new code form required for the output diskette.

This automatic disk-disk transfer method particularly means that client information is never displayed on a screen for editing and is therefore totally secure at all times.

Transferred features vary according to the particular input Word Processing system but typically include: Bold, under-

line, format control grids for margin and tab stop settings, page breaks, superscripts and subscripts, indents and tabs.

For more information contact This to That, MLC Building, 105 Miller St, North Sydney, NSW 2060. (02)923-2755.

### Basic Z

**S**oftware Source has just announced an all new version of the Basic Z compiler by System Z.

The new compiler replaces the single user product and promises total compatibility with numerous operating systems, such as CPM and TURBODOS.

It is claimed to be the only compiler for micros that offers both operating system and hardware independence. Price is \$495 per installation.

To find out more about Basic Z call Software Source, 344 Oxford St, Bondi Junction NSW 2022. (02)389-6388.

**magmedia** — The

World's Finest  
Magnetic Media

Xidex Precision flexible disks



D.E.I. data cartridges



Graham magnetic tapes



If your not using these products, you're not using the best.

- Xidex Precision flexible disks exceed all known industry standards.
- Graham magnetic tapes, with revolutionary new binder and magnetic particle is State-of-the-Art.
- D.E.I. data cartridges are individually certified and guaranteed.
- Tick the appropriate boxes, complete the coupon, and post TODAY for further information.

Name: \_\_\_\_\_

Company: \_\_\_\_\_

Address: \_\_\_\_\_

**magmedia**

Sydney: (02) 428 1100, Melbourne: (03) 699 9688, Brisbane: (07) 229 1600, Canberra: (062) 47 2322, Perth: (09) 328 3311, Adelaide: (08) 223 6261.



# NOW a Production Quality 20W Iron that air cools your fingers..



SAFETY STAND  
MODEL STS 2

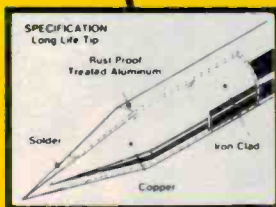


SCOPE COMMODORE  
MODEL PH20 370°C\* 240VAC.

MODEL PH20


- **Designed for continuous production line use**
- **for students • serious hobbyists. A professional quality non-temperature-controlled soldering tool. Earthed tip and barrel for component safety.**

\*Idling temperature subject to variations in line voltage and ambient conditions.



**SPECIFICATION**  
Long Life Tip  
Rust Proof  
Treated Aluminum  
Solder  
Iron Clad  
Copper

**LONG LIFE IRON PLATED TIP** - fitted as standard - quicker & cleaner soldering by avoiding corroded tip.



**4 INTERCHANGEABLE TIPS** - let you match the tip's heat transfer rate to each job. All 370°C\* idling temp.



**AIRCOOLED GRIP** - for continuous soldering comfort - hour after hour.



For a FREE CATALOGUE send your name and address to:

FREE POST No. 2 SCOPE LABORATORIES  
P.O. BOX 63, NIDDRIE, VICTORIA, 3042

NO STAMP REQUIRED

**SEND FOR FREE CATALOGUE**

# *A degree*



*If you want to be a Bachelor of Science, Arts, Electrical, Mechanical or Civil Engineering, but also want a career, think of the Army. The Army is seeking university entrants to attend the Royal Military College and new Australian Defence Force Academy in Canberra to study, on excellent pay, a university degree of their choice.*

*If you have matriculated to a university in one of the above areas of study or are currently undertaking your matriculation, are an Australian citizen or eligible to apply for Australian citizenship, are under 19½ on the 1st January of your intended year of entry and are able to meet our selection requirements you will be offered a course that could qualify you as an Officer.*

*You will command soldiers while playing a key role in the defence of Australia.*


*So if you want more than a degree maybe the Army can give you the lead into a leading profession.*



# *Are you good*



# *that leads to leading.*



Study for a degree and become an Army Officer.  
Applications are now open, clip this coupon and mail it to:  
Army Careers Officer  
G.P.O. Box XYZ  
in your State capital or your nearest Recruiting Centre.

Name \_\_\_\_\_

Address \_\_\_\_\_

Postcode \_\_\_\_\_

Birthdate \_\_\_\_\_

Authorised by the Director General of Recruiting, Department of Defence

RMC 6Z DPS 123



# *enough?*



# Colour conversion of the Microbee

Thinking of upgrading your 'Bee to colour? Here, Mike Hennessy reviews what he went through with the colour conversion of his 'Bee and explains the software additions, their use, advantages and disadvantages.

Mike Hennessy

COLOUR CONVERSION of the Microbee gives you the new Colour BASIC, version 5.22c, Wordbee and terminal communications. The conversion will be performed by Applied Technology. Microbee owners may be asking themselves if the change is worth it. Well, this is one answer.

## RGB Conversion

I will assume that the main interest is in the colour enhancement of the 'Bee; Wordbee and terminal communications deserve separate articles by themselves.

Physically, the conversion consists of fitting the new RGB colour module to the underside of the main board. The colour signals are brought out to a 15-pin socket, fixed to the new module and positioned beneath the serial port. A slot is cut into the case to accommodate the new socket. The connections between the main board and the RGB module are extensive, some changes are made to the main board, and in some cases the core board is also replaced. To sum up, Applied Technology insist on doing the work, this is not a case of simply plugging in extra ICs.

How long does it take Applied Technology to do the work? Well, with the unit under review it was handed in at their Gosford plant about 11.00 am on one day and picked up at 9.00 am at their showroom at Waitara on the next! That is what is called service.

## Colourbee

With Microbee Colour BASIC you have at your disposal three new commands; COLOURB, COLOUR, COLOURM. Let's have a look at what they do and how they're used.

COLOURB. This command, "COLOURB n," selects any one of eight background colours, where n = 0 to 7.

The background colours are as follows:

COLOUR	DECIMAL CODE
BLACK	0
RED	1
GREEN	2
YELLOW	3

BLUE	4
MAGENTA	5
CYAN	6
WHITE	7

If you follow the command with a CLS the screen clears to the selected background colour. If CLS is not used and COLOURB is followed by a PRINT instruction, then the selected colour is used as background for that print. It is therefore possible to develop in your displays, combinations of the eight background colours on the screen.

COLOUR. The command "COLOUR N" selects the foreground colour used for any PRINT, PLOT or the SET instruction. However when used with PLOT or SET one disadvantage is that the colour information is set for the character block used, you cannot set alternative pixels in the same block to different colours. This was a distinct disadvantage when using the HIRES graphics.

Although 32 foreground colours are specified as "describeable", the first eight colours are the same as for the background colours, after that the colours are variations of combinations of background and foreground colours for a total of 255.

In addition, just to confuse you, when using the foreground colours, the codes for RED and BLUE and YELLOW and CYAN are reversed to that given for the background colours.

For those who argue about how to spell the word... COLOUR or COLOR are accepted without error in Microworld Colour Basic; COLOR, of course, uses one less byte of memory.

The other graphics commands that can be used in conjunction with COLOUR are underline and INVERSE.

The use of UNDERLINE simply underlines the print, to the VDU, in foreground colour.

INVERSE reverses the current foreground and background colours when used before a print instruction.

COLOURM. As an instruction, "COLOURM n", is designed to give you a half-amplitude colour signal with the colour

being selected by using the same code as for the background colour.

COLOURM 4 immediately sets the background to a half-intensity BLUE. There is no need to implement CLS to obtain a background change, as you would do if using COLOURB.

As the normal RGB and half-amplitude RGB signals can be mixed, it is therefore possible to develop 64 background colours by combining COLOURB and COLOURM commands.

## COLOUR and POKE

If you wish to use POKE instructions to change any of the colours, then this can be readily done by placing the required decimal code at these memory addresses:

POKE 156,n	foreground colour
POKE 157,n	background colour
POKE 158,n	half intensity background colour.

## Hardware and the half mode signals



On the 15-pin socket from the RGB module you will find the RGB colour signals, the half-mode R/2, G/2, B/2 signals, positive and negative synchronizing pulses, ground and a surprise +5 volts on pin 9 of the socket. The latter has been added by Applied Technology, as a modification to the RGB module. In my case the pin connections supplied for the module had this signal as ground, it was found by accident and could have been disastrous for the 'Bee if connected to ground as the pin diagram would have you believe.

Fortunately, this +5 V is required for the RGB interface board that is not supplied with the conversion. The interface board does two things; firstly, a means of mixing the RGB and half intensity RGB signals, secondly, it is a buffer between the 'Bee and your TV set and provides you with a means to preset the levels of the signals to the set.

The Microbee Engineering Notebook suggests as one possible alternative for the interface, an open-collector inverter on page 12. My solution was to use the 741504



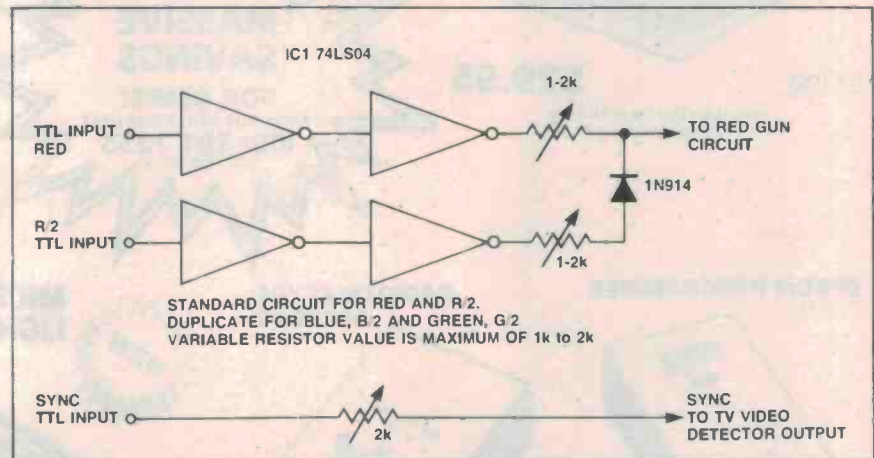
Below. The RGB interface card plugs in below the serial port. This board is not supplied with the conversion, you build it yourself.



Above. My prototype RGB interface card. It measures 85 mm long by 63 mm wide. The trimpot in the centre is the sync amplitude control.

Above right. The new colour card, fitted by Applied Technology, is mounted onto the base of the main board in the 'Bee'.

Right. Circuit of the RGB interface card. The colour and half-colour signals are combined in the circuit shown. A pair of 74LS04 ICs provides sufficient gates to do the job.



inverter with a diode to isolate the outputs where they combine, as shown in the diagram. An oscilloscope will be required to set up the half-intensity RGB signals so that they are 50% of the RGB signals. The need to build this interface board is the worst aspect of the colour conversion. It should be

supplied with the conversion and fitted inside the 'Bee', I think.

It should also be noted that the RGB-plus sync signal is not compatible with the normal TV. An RGB monitor is required, although most family colour TVs can be modified successfully.

### Software testing

Two short programs are listed to assist in testing and demonstrating the colour capability of the Microbee. The first displays a standard set of colour bars to assist in aligning the RGB monitor. The second is a kaleidoscope using all of the colour com-






# FOR 15¢ PHONE YOUR ORDER TOLL FREE ON 008-999-007

We will immediately confirm stock availability. We will also confirm the very hour your order will be dispatched (over 95% of orders leave the same day). **With Jet Service Delivery we deliver next day to capital cities and suburbs** — Country areas please add 24 to 48 hours. **Available bankcard holders only** — sorry non-bankcard holders must post a cheque or money order — even so, we promise to deliver quicker than any other supplier in Australia.

## UNIVERSAL MONITOR STAND WITH PAN & TILT ADJUSTMENT

This brilliant monitor stand enables you to swivel left/right and tilt up/down i.e. to position monitor to any desired position. Hence viewing position is enhanced and screen glare eliminated. Our D1100 stand is a professional, sturdy and exceedingly well engineered product designed to physically work with all stand alone monitors. Until now you would have to pay \$50 or more — **Altronics direct import price is now under \$30.**

SUITS ALL STAND ALONE COMPUTER MONITORS



D1100 ..... **\$29.95**

Also suits portable TV sets eg. in hospital bedside use.

## FAMOUS J & M BRAND D RANGE CONNECTORS SAVE 25% ON BULK QUANTITIES!

EXCLUSIVE TO ALTRONICS AND DEALERS IN AUSTRALIA



P0880 DB	9 Male 9 Pin	ea. 10 + 25 +	2.90	2.20	1.95
P0881 DB	9 Female 9 Pin		2.95	2.70	2.50
P0882 DB	9 Male PCB Mnt		3.25	3.10	2.98
P0883 DB	9 Female PCB Mount		3.95	3.75	3.60
P0889 DB	9 Backshell Cvr		2.00	1.80	2.30
P0890 DB15	Male 15 Pin		2.95	2.90	2.29
P0891 DB15	Female 15 Pin		3.50	3.00	2.80
P0892 DB15	Male PCB Mnt		3.25	3.10	2.98
P0893 DB15	Female PCB Mount		3.95	3.75	3.60
P0895 DB15	Backshell Cvr		2.85	2.90	2.30
P0900 DB25	Male 25 Pin		4.50	3.95	3.60
P0901 DB25	Female 25 Pin		4.95	4.50	3.98
P0902 DB25	Male PCB Mnt		4.50	4.10	3.85
P0903 DB25	Female PCB Mount		5.50	5.00	4.70
P0905 DB25	Backshell Cvr		2.00	2.50	3.98

**MASSIVE SAVINGS FOR OEM'S!**  
PHONE OUR WHOLESALE DEPT.  
**(09) 381 7233**  
ASK FOR STEVE

## NEW MODEL DATA CASSETTE UNCONDITIONALLY GUARANTEED TO SAVE / LOAD THE RAWEST OF DATA EVERYTIME!



D1122 ..... only **\$49.50**

- A recorder designed solely for the purposes of data storage now at an unbelievable price
- SLIDE VOLUME CONTROL: a must for quick checking of levels.
  - TAPE COUNTER: a must for easy location of programmes.
  - INBUILT PIEZO TRANSDUCER enables you to listen audibly to tape.
  - 6V DC operation - USE WITH M9000 PLUG PACK ensures low hum level.
  - ROBUST CONSTRUCTION OF BOTH INTERNAL MECHANISM 5 AND EXTERNAL CASE.

## BONUS OFFER

**10 FREE MICRON C20 DATA CASSETTE TAPES (CAT D1141) INCLUDED WITH EVERY DATA CASSETTE PLAYER PURCHASED THIS MONTH**

(NOT AVAILABLE FROM DEALERS — SHOP AND MAIL ORDER ONLY)

## C20 DATA CASSETTES

Quality MICRON brand ORDERED SEPARATELY

D1141 ..... **\$1.50**  
(10 UP) ..... ONLY ..... **\$1.25**

## EPROM PROGRAMMER

(ETI JAN 83)



K9668 ..... **\$55.00**

Versatile, low cost and easy to build. Plugs straight into the microbee I/O port. Suitable for 2716, 2732, 2532, 2732A and 7764 Eproms. Burn your games programmes and eliminate cassette loading time.

**KIT FEATURES** — Sockets for all other IC's — 1 x 2716 supplied — get started straight away. Front Panel and Mains (SEC approved) transformer. 28 pin and 16 pin wire wrap sockets to flush mount personality plugs (2 included) and ZIF socket (included). DB15 Plug. Complete to last nut and bolt.

(See Review ETI AUGUST 1983)

## RADIOTELETYPE DECODER

(ETI APRIL 83)



K9733 ..... **\$19.50**

Display RTTY encoded messages on your Video Monitor. Receive up to date weather information International News before the Papers, all sorts of coded military info. Simple circuit uses PLL techniques. Simple PCB Construction. Kit includes DB15 Plug and backshell for connection to microbee. Shielded pretinned PCB.



## MICROBEE® LIGHT PEN

(ETI AUGUST 83)




K9649 ..... **\$19.95**

## PROVIDES DIRECT PERSONAL CONTACT WITH YOUR BEE!

AT LAST — a light pen for the Bee. This pen works in the low-resolution graphics mode and connects directly to the I/O port. Complete kit including DB15 2m CORD. Fully documented with software example.

## FAX-DECODER

(ETI SEPT 83)



K9736 ..... **\$24.50**

This project allows you to decode the signals of shortwave stations transmitting radio facsimile weather maps, satellite pictures etc. and then reproduce them on your dot-matrix printer.

- Complete kit of parts includes DB15 Ribbon Cable.
- SOFTWARE LISTING.

BANKCARD HOLDERS — PHONE ALTRONICS TOLL FREE 008-999-007 FOR NEXT DAY JETSERVICE DELIVERY

BANKCARD HOLDERS — PHONE ALTRONICS TOLL FREE 008-999-007 FOR NEXT DAY JETSERVICE DELIVERY



OR FOR **30<sup>c</sup>** POST AN ORDER TO ONE OF ALTRONICS COMPETITORS

— naturally you won't have a clue as to whether they've got the items you need available. And of course, be prepared to wait, wait, patiently wait sometimes for weeks!  
**Why waste your valuable cash? Altronics staff are waiting for your call now (up to 6pm eastern standard time).**

**MICRON SUPER 80**

WAS \$699 in 1983



**FREE CARTON OF PAPER THIS MONTH CAT D1160 (VALUE \$39.50)**

**NOW AN INCREDIBLE \$399**

Your "Super 80" printer will enable you to print letters, reports, graphics generated pictures, etc and importantly for the programmer, Hard Copy of program listings.

Operating under software control from any general purpose micro-computer the Super 80 features 13 different print types including emphasis (LETTER QUALITY). Bidirectional print action ensures smooth, quiet operation.

**228 ASCII Characters, Handles 4" to 10" Paper STANDARD CENTRONICS INTERFACE**

- D1174 VALUE PACKED AT ..... **\$399.00**
- D1178 SERIAL INTERFACE ..... **\$145.00**
- D1175 SPARE RIBBON ..... **\$12.50**

**PROPORTIONAL JOYSTICK**



**SELF CENTERING**

K9674  
**\$32.50**  
 (ETI DEC '83)

**FOR THE BEE!**

**AT LAST AN ANALOGUE JOYSTICK**  
 Plot X-Y co-ordinates on the screen, sign your name. A great graphics aid. Complete kit including case, software example.



**TOP QUALITY LINED PRINTER PAPER TRACTOR FEED**

**AT LAST AT AN AFFORDABLE PRICE**

TO SUIT SUPER 80 240mm WIDE  
 D1160 **\$39.50**  
 380mm D1165 **\$47.50**

**2000 SHEETS PER BOX**

**FREE IF PURCHASED WITH PRINTER**

**DIRECT IMPORT PRICE ON QUALITY JOYSTICKS**



**SELF CENTERING TYPE \* HEAVY DUTY SUCTION CUPS — STAYS IN PLACE \* SILVER PLATED SWITCH CONTACTS \* PISTOL GRIP \* VERY RESPONSIVE.**

**TO SUIT COMMODORE VIC-20 ATARI ETC.**

- D1410 . . . **\$12.50**
- D1420 FOR MICROBEE . . . **\$19.50**

**SAVE 1/3**

**Superlative MICRON SERIES II MONITORS**

★ 1050 lines resolution at centre screen. ★ 22MHz bandwidth. ★ Video input impedance switch allows networking use. ★ Incredible — repeat Incredible — resolution.

Guaranteed (we mean it) to out perform any other low cost monitor in Australia.

- D 1114 Micron Series II Hires. . . . . **\$199.50**
- D 1115 Micron II Non-Glare Hires. . . **\$219.50**

**SPECIFICATIONS:**  
 Screen — Green phosphor. **Front Controls** — Power on/off, character brightness/Intensity, display centering. **Rear Controls** — Background Intensity, vertical and horizontal adjustment etc. **Input Impedance** — Switch 75/10K Ω. **DC Socket** — 12V DC output at 1.1 amp — power your micro direct from the monitor. **Bandwidth** — 10Hz-22MHz. **Resolution** — 1050 lines minimum at centre screen.



**"MICROBEE KEYBOARD"**



Full 60 Key Qwerty Computer Keyboard exactly the same type as has been used up to now with the famous Microbee Computer. SPST keys. Complete with mounting plate, all key caps etc. Fully assembled. Incredible value — Be Quick!

D1510 ..... **\$29.95**

Microbee is a registered trademark of Applied Technology Pty. Ltd.

**MULTIPROM INTERFACE**

44K OF PROGRAM STORAGE



A sensational new kit for the MICROBEE requires no modification to the computer except for the fitting of a 50 pin expansion socket. This project is easy to build and will allow you to store and software select up to 44K of eprom storage — acts like a mini disk drive system with the speed of RAM. Extra units may be added to further increase storage.


**THE MICROBEE® KIT OF 1984**  
 K9673. . . . . **\$99.50**

**PARALLEL INTERFACE**

**BUILD YOUR OWN INTERFACE AND SAVE \$\$\$**

A simple kit to build — takes about 20 minutes. save on the cost of a built interface and save the cost of a serial printer.

K9671. . . . . **\$29.95**



**INCLUDES CENTRONICS PLUG AND CABLE**

BANKCARD HOLDERS — PHONE ALTRONICS TOLL FREE 008-999-007 FOR NEXT DAY JETSERVICEDelivery

BANKCARD HOLDERS — PHONE ALTRONICS TOLL FREE 008-999-007 FOR NEXT DAY JETSERVICEDelivery



Program number one for the Microbee .. Colour Bars.

```
00100 REM .. Microbee Colour Bars ..
00110 LORES : PCG
00120 FOR N = 0 TO 14
00130   FOR C = 0 TO 7
00140     COLOR C : PRINT "?????????";
00150     NEXT C
00160 NEXT N
00170 A1$ = KEY : IF A1$ = "" THEN 170
00180 HIRES : CURS 0
>
```

Program number two for the Microbee .. Kaleidoscope.

```
00100 REM .. Kaleidoscope .. for Microbee OS 5.22e
00110 REM .. Mike Hennessy .. Jan '84.
00120 PCG : LORES
00130 FOR K= 1 TO 10
00140   E = INT (RND*7) : COLORB B : REM background color
00150   CLS
00160   FOR J= 1 TO 10
00170     FOR N=1 TO 100
00180       X=INT (RND*959)
00190       Y=INT (RND*63)+129
00200       C=INT (RND*31) : COLOR C : REM foreground color
00210       CURS X : PRINT CHR (Y)
00220     NEXT N
00230     M=INT (RND*7) : COLORM M : REM Half mode color
00240     NEXT J
00250 NEXT K
00260 GOTO 130
>
```

mands. Both are self explanatory and useful as a demonstration of what the 'Bee can do.

### Old operating system software

The new Microbee Colour BASIC is

upwards compatible from earlier versions. Programs such as Chess, Invaders, Robot Man all run but without the enhancement of colour change from the default green foreground on black, unless of course you change these before the program is run. I

would assume that the popular programs would be rewritten for colour and that users could obtain replacements for a nominal fee, by returning the old tapes. (That'd be a good idea ... Ed.)

### Deficiencies

The worst deficiency as a result of this conversion is that you are still stuck with 128 PCG characters. As a result, your high resolution capabilities are very restricted, you are unable to utilize the full screen display potential that is there. Personally, I feel that the loss of some program RAM space in order to increase the number of PCG characters would be well worth it in terms of utilizing the latent graphics potential.

Next, there are no graphics commands to fill circles or triangles, or any shape for that matter, with colour. The inability to address alternative individual pixels, within the same character block, for colour change will make the development of these routines very interesting.

### Conclusions

The enhancement to the VDU presentation by using colour on the Microbee can only be described as spectacular. The conversion puts the Microbee in the same league as more expensive personal computers using high resolution colour graphics, in my opinion.

The inclusion of Wordbee and the terminal communications in the conversion is an added bonus for users, and makes up for the lack of an RGB interface card for the TV.

# HEAT GUNS and HEAT SHRINK TUBING

## MASTER HEAT GUN HB10

Is the Heat Gun designed for the electronics industry. It is our lightest tool weighing less than 1kg and also our smallest. Ideally suited to bench and field use it is supplied with a heat shrink nozzle, bench stand and 340C element. Optional elements are available from stock.



HB10 Heat gun	\$90.80
HB12 260C Element	\$18.38
HB14 426C Element	\$18.38
HB17 Carrying Case	\$27.58

Tool & accessory prices are plus 7.5% Sales Tax and \$6.00 freight within Australia.

## HEAT SHRINK TUBING

CGPE105 Heat shrink tubing is a high quality Polyolefin tubing which retains a very high degree of flexibility after shrinking. The surface is smooth and this material offers a minimum 50% shrink ratio with high tear resistance and minimal longitudinal shrinkage. Ideal for all electronics applications. Please order by stock number and length.

HB20	1mm	\$ 1.13
HB21	1.5mm	\$ 1.13
HB22	2.4mm	\$ 1.23
HB23	3mm	\$ 1.30
HB24	5mm	\$ 1.50
HB25	6.5mm	\$ 1.99
HB26	9.5mm	\$ 2.05
HB27	13mm	\$ 2.46
HB28	19mm	\$ 3.02
HB29	25mm	\$ 4.78
HB30	38mm	\$ 8.19
HB31	51mm	\$11.61
HB32	76mm	\$22.86

Tubing prices are plus 20% Sales Tax and \$6.00 per order freight within Australia. Minimum order quantity 1mtr per size. All above tubing Black, colors available please call for prices and minimum quantities.

Prices valid during month of publication and are subject to change after that time without notice. E & OE.


## STEWART ELECTRONIC Components P/L

44 Stafford Street, Huntingdale  
P.O. Box 281 Oakleigh 3166  
Phone (03) 543 3733 Telex AA36908



# Pangalactic EPROM eraser

Geoff Nicholls



FOR ANYONE developing and using EPROM-based software, the essential 'tools' for the task are an EPROM programmer and an EPROM eraser. We have described a number of EPROM programmers over the years: the ETI-643 Universal programmer (Dec '79), the ETI-686 PPI-based programmer (October '82) and the popular ETI-668 for the Microbee (Feb '83 and Jan '84). We have, however, not published an eraser for the popular and widely-used UV-erasable PROMs. This project rectifies that omission.

To 'erase' a UV-erasable EPROM, all you need do is place the IC's 'window' in a strong source of shortwave ultraviolet light with a wavelength of 2537 angstroms for a period determined by the UV source intensity. The data books recommended a minimum integrated exposure (UV intensity times exposure time) for erasure of 15 W-sec/cm<sup>2</sup>. For most types, this gives an erasure time of around 15-20 minutes using an ultraviolet lamp with a 12 mW/cm<sup>2</sup> rating, providing you stick the EPROM about 25 mm from the lamp during erasure.

First problem — find a UV lamp with appropriate wavelength output and power rating. We found a Philips type (G 15 T8)

This project is the perfect companion to our popular ETI-668 Microbee EPROM programmer, or any EPROM programmer for that matter.

stocked by Circuit Components of 383 Forest Rd, Bexley, NSW 2207; (02) 59-3720. This is a 15 watt tube that fits a normal fluorescent lamp batten, which was neat because it solved the mechanical problems too.

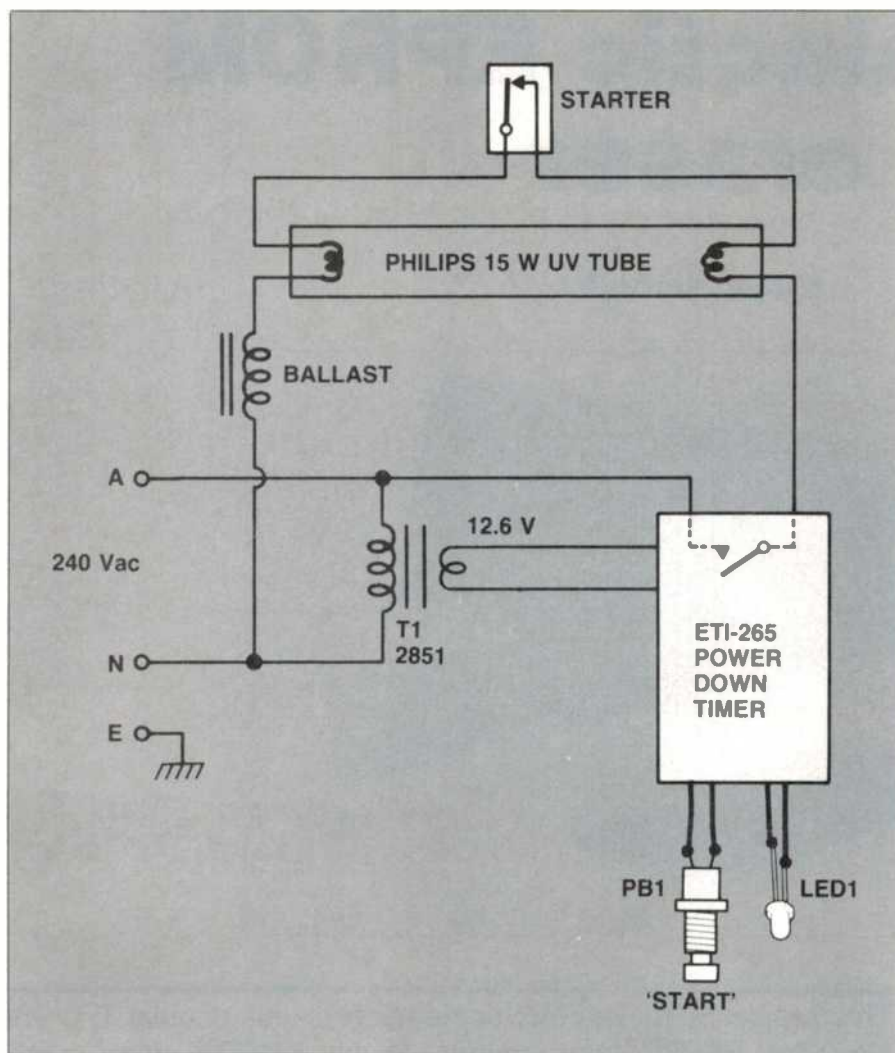
Next problem, an 'erasure timer'. Our ETI-265 Power Down Timer (July 1983) suits the requirement perfectly. In fact, use of this project in an EPROM eraser was mentioned in the article. With a little trial and error to test how critical the whole set up might be, it was found that a fair latitude of exposure time could be allowed. Ten minutes was found to be a minimum for 2716s, 2532s, etc and 30 minutes a reliable maximum.

The '265 timer fitted neatly inside a 15 W fluorescent light batten and the EPROMs could be sat beneath the tube at closer than the 25 mm distance recommended in the data books, especially if you leave the device stuck in its piece of conductive foam.

Where did that name *come* from? Fans of "The Hitchhikers Guide to the Galaxy" will recognise it instantly. The prefix 'pan' means "all", the suffix 'galactic' means "of the galaxy". So, you can erase any of the known UV-erasable EPROMs available in our galaxy.

## Construction

For construction of the ETI-265 timer, refer to the article in the July 1983 issue. Before assembling the '265 board, use the blank board as a template to mark out its mounting hole positions on the lamp batten base. Then, using the components, mark out the mounting hole positions for the 2851 transformer, and the two-way terminal block. Drill the holes and clean off any burrs. Determine hole positions for the mains cable clamp grommet, the LED and pushbutton in the end of the batten furthest from the starter. Drill these holes and remove any burrs, as before. ▶



Attach leads about 100 mm long to the pushbutton and the LED and mount them. Mount the terminal block and the 2851 transformer. I mounted a piece of heavy cardboard beneath the transformer to prevent accidental access to the tranny via some pre-existing holes in the batten base.

Assemble the ETI-265 timer board, selecting C1, R1 and RV1 from Table 1 in the '265' article. Attach flying leads for the rectifier input (about 300 mm long) and the switched mains output (use 240 Vac rated wire here; determine their approximate lengths beforehand). Solder the flying leads to the board from the LED (watch polarity) and pushbutton. Mount the board in the batten, putting a piece of heavy card between the board and the batten base to cover pre-existing holes. Wire up the transformer secondary and then install the mains cable and mains wiring, as per the overlay/wiring diagram here. Check it all thoroughly.

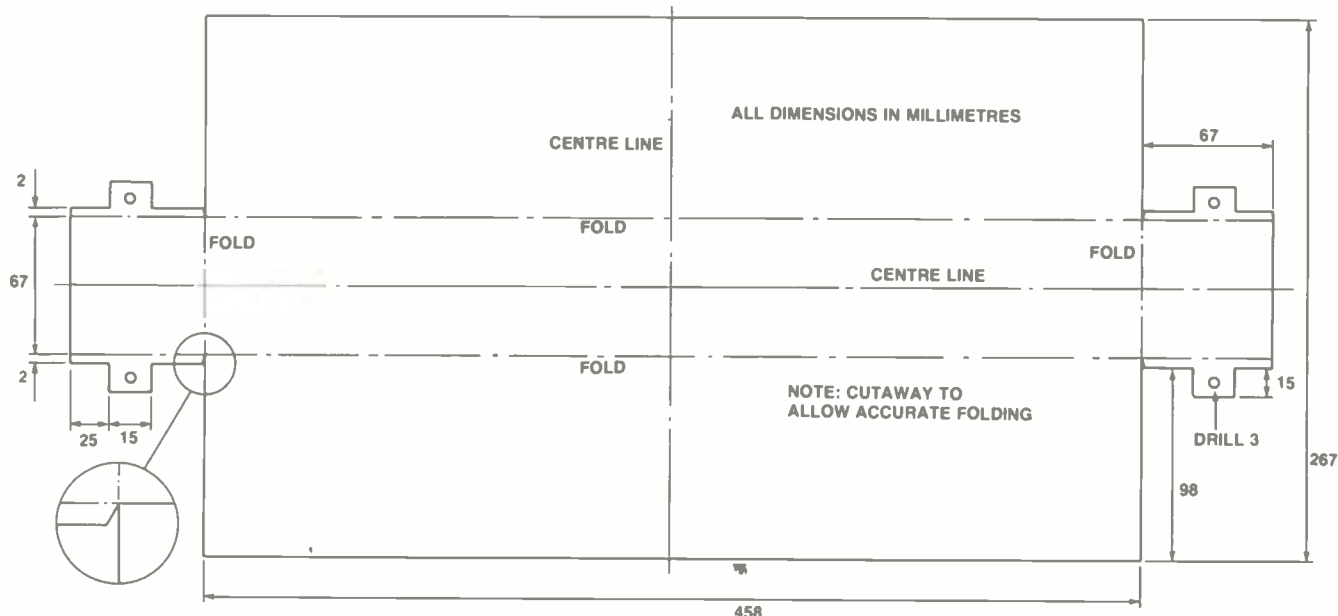
Now you can cut out and bend up the batten cover. I used self-tapping screws to hold it together. This cover just sits over the batten when in use.

For a trial test, put the lamp in the batten, plug in and switch on. Nothing should happen. Press the pushbutton and the lamp should light (as should the LED), going off at the pre-determined time later.

If all is well, you're ready to erase any of the popular UV-erasable EPROMs in the galaxy!

*For a guide to buying components and kits, see SHOP AROUND this issue.*

**Batten cover.** Dimensions for cutting out the batten cover.

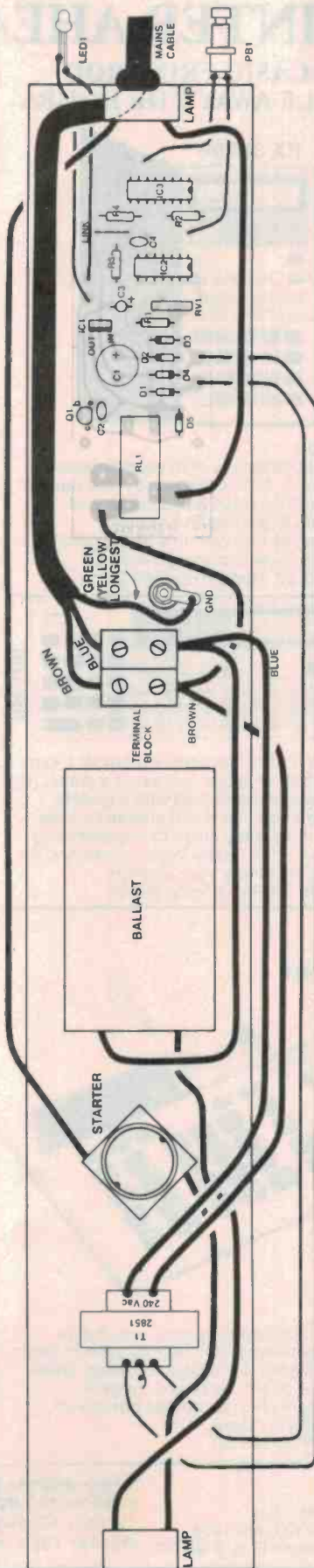





**PARTS LIST — ETI-669**

ETI-265 'Power Down' Timer project (board and electronics only); 15 W fluorescent lamp batten; Philips TUV 15 W UV (G 15 T8); transformer 2851; two-way terminal block; mains cable, 3-pin mains plug and clamp grommet; 4 x 25 mm bolts and nuts and washers; hookup wire — some 10 x 0.2 mm, some 24 x 0.2 mm; sheet of light gauge aluminium, 680 x 300 mm; four self-tapping screws, etc.

**Price estimate: \$60-\$70**



**COLOUR CRT  
PRICES SLASHED**



**\$486.00  
(51+)**

**KD1401 High Resolution RGB Monitor**

330mm (14") 0.31mm dot dia., P22 phosphor  
Separate RGB, H Sync (#), V Sync (#).  
18MHz Bandwidth, Resolution 720Hx240V, 70W

**\$547.00 (1+)**

KD1410 Medium Resolution similar to above  
with 0.64mm dot dia.

**\$286.00 (1+)**

**\$254.00 (51+)**

Contact us for attractive prices on  
peripherals and 68000/6502 EC's.



P.O. Box 6502, Goodna, QLD. 4300  
BRISBANE — AUSTRALIA  
Phone: 61-7-288 2455/288 2757  
Telex: AA43778 ENECON



**- Write for FREE Catalogue -**

**IMPORTERS  
MANUFACTURERS  
DISTRIBUTORS**

**Exciting Lighting**

**729 6337**

(SHOWROOM BY  
APPOINTMENT)

SPECIALISING IN  
DISPLAY, ADVERTISING, ENTERTAINMENT AND SPECIAL EFFECT LIGHTING \* ROPE/SNAKE LIGHT - 12V AND 240V \* POLYCARBONATE TUBE LIGHT \* STAR LIGHT PANELS \* INFINITY PANELS \* BUBBLE MACHINES \* PINSPOTS \* SCANNERS \* HELICOPTER LIGHTS \* MIRROR BALLS AND MOTORS \* BUBBLE LAMPS \* SPECIAL KEY LIGHTS \* VARIOUS TYPES OF LONG LIFE ENERGY SAVING LAMPS AND GLOBES \* FLASHING DISPLAY BOXES \* ELECTRONIC LIGHTING CONTROLLERS - CHASERS, MUSICOLOUR, MATRIX, STARBURST \* BUDDLIGHT RIBBON \* NEOLIGHT

AGENTS FOR THE NEW "LINE LITE" PLUS MANY OTHER EXCITING LIGHTING PRODUCTS

P.O. Box 634, Dandenong, Vic., 3175


**ALSO AGENTS FOR THE POPULAR  
RANGE OF CITRONICS PRODUCTS**



# DULL WINTER AHEAD?

## GET A CASIO FROM ROD AND WHILE AWAY THE HOURS


**FX 990**



**FX 990**  
No batteries use the power of the sun or indoor lighting. This solar powered calculator has 64 functions + 10 digit mantissa with 2 digit exponent. It does base conversions & calculations & has as many as nine physical constants. RRP \$59.00. Rod's Price \$55.00




**FX 3600P**



**FX 3600P**  
Here's a cheap way in to programmable calculators. At this price and it still has 38 programming steps being capable of integrals & regression analysis. (7 memories too) with this 61 function calculator how can you go wrong. RRP \$62.50. Rod's Price \$59.00

**FX 602P**




**FX 602P**  
Don't spend hundreds on outmoded traditional name programmables. Get this latest technology calculator from Casio with 88 memories or up to 512 programming steps. Ideal for engineering and scientific applications. Even has alphanumeric display (upper & lower case) RRP \$139.00  
**Unbelievable at Rod's Price \$129.00**

*Complete with 20-digit printer.*

**HR 15**




**HR 15**  
Pick up and carry mini printer calculator. Hard copy for checking, transportability for checking everyone else. 10 digits, constants 3 digit comma markers full decimal system round off or cut-off AC & DC (plain paper) \$79.00



**PB 100**

Join the microcomputer revolution. Learn to program on a bus, a train or a plane. (Up to 544 steps) hand held with a qwerty keyboard you can teach yourself on the way to work easy guide to programming included. It fits neatly in your hand and the price won't empty your pockets. RRP \$99.00 Rod's Price \$91.00



**FX 802P**

**FX802P**  
A large memory hand held microcomputer with a printer 1568 programming steps. With this cruncher you'll be able to provide instant printout for your customers or your boss. Program Library is included and the printer section has rechargeable batteries: RRP \$220.00 Rod's Price \$209.00

**FR 101**



**FR 101**  
A good solid printing desk top. 3 digit comma markers, full decimal system and a learn program for repeat formulas. Uses batteries or AC. Save your pocket calculators for your pocket put one of these on your desk. Rod's Price \$99.00

**FD 20**



**FD 20**  
Got stumpy fingers or long fingernails? Get yourself a decent sized desktop with keys you can use quickly. Don't put up with tiny pocket calculators. This unit has 12 digits constants, 2 memories, % and 3 digit comma markers. AC powered so you never have dead batteries. Buy two, one for your help person and one for yourself: Rod's Price \$99.00

**HL 802**



**HL 802**  
Handy general purpose calculators, ideal for general use. We use them at our sales counters, long battery life (4 months) auto off function buy 10 & Save \$8.50

Errors & omissions excepted.

### ROD IRVING ELECTRONICS

425 High St., Northcote, Vic. 48-50 A Beckett St., Melb., Vic.  
Phone (03) 489 8866, (03) 489 8131, Mail Order Hotline (03) 481 1436  
Mail orders to P.O. Box 235 Northcote 3070 Vic. Minimum P & P \$3.00.

Please address tax exempt, school, wholesale, and dealer enquiries to: **RITRONICS WHOLESALE**  
1st floor 425 High St. Northcote 3070 (03) 489 7099  
(03) 481 1923 Telex AA 38897



# A darkroom exposure/process timer

## Part 2

Peter Ihnat

This article completes the construction and assembly of the project, explains how it works and how to use it.

HAVING TESTED your power supply/relay/buzzer board and got it working, and assembled the '662a and '662d boards to the front panel and completed their wiring up, next thing to tackle is the mains wiring.

Connect the mains input exactly as detailed in the wiring diagram here but, as mentioned previously, leave the mains connection to the relay until the very last.

At last, the *moment of truth*. Switch the device on. All the displays should come on briefly and then 00.00 should appear on the display. If all is well, UNPLUG THE UNIT FROM THE MAINS and finally wire the mains connections as required to the relay.

The remote unit can now be assembled if required. Two pushbuttons are simply soldered onto the pc board which then mounts into the bottom half of the small plastic case. If the recommended case is used then four bolts will self tap into the mounting pillars provided for this purpose. On the prototype, I spaced the board off these pillars by the thickness of three washers since the buttons are a bit too short to come through the top of the unit.

The stereo 3.5 mm jack plug can be connected to the unit by a suitable length of 3-core cable, for example figure-8 shielded cable. The length will depend on the distance from the enlarger to the wet area in your darkroom.

One last point of interest — keep all leads clear of the ceramic transducer. The partic-

ular one I used is a vibrating case type and loses volume if anything touches it.

### Using it

Firstly, plug your enlarger (or colour head power supply) into the output socket on the back of the unit. If your processing area is away from the enlarger, plug the remote unit in and position it somewhere convenient in that area. Now, let's program the unit.

Each timer in the unit must be programmed separately — actually, only the time currently being displayed can be changed. The SELECT button is used to select which timer is currently being displayed (the two LEDs below the main display indicate which). All you need to do is press MINS or SECS to set the required time — holding the button down causes the time to increment automatically. The FWD and BACK buttons allow each of the five exposure or ten process times to be accessed and programmed.

Let's look at a programming example. Assume we need 10, 7 and 5 seconds to be programmed as the three exposures to produce a certain print. To process it, the times are: four minutes developer, one minute for stop bath, four minutes in the fixer and 30 minutes wash.

Press SELECT a few times until the 'exposure' LED comes on.

Use SECS to set 00.10 (10 seconds) on the display.

Press FWD (forward) to program the next time.

Use SECS to set 00.07 on the display. Press FWD.

Use SECS again to set 00.05 on the display.

The exposure timer is now ready for use. If you press BACK at any time then your previous entries can be checked or even modified. If the GO/STOP button is pressed, the enlarger will come on for the time period currently being displayed. Since we would like to start the exposure sequence with the first entered time, press exposure RESET twice (within 1/2 sec) and the first exposure time will be displayed.

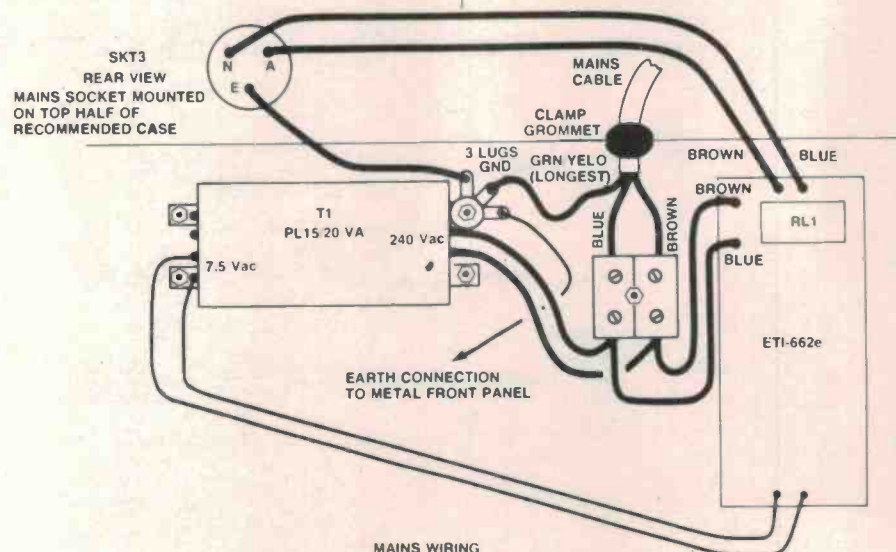
Exposures may now commence and a press of ON/OFF will switch the enlarger on for the length of time being displayed. At the end of this time, the enlarger will switch off and the next programmed time will be displayed. After you have finished the three exposures, the timer automatically resets to the first programmed exposure time (because the next one hasn't been set and is therefore 00.00).

If during an exposure you press the ON/OFF button, the enlarger will switch off. Pressing the button again will result in the exposure continuing from where it stopped. If you want the particular exposure step to start from scratch, simply press RESET before pressing ON/OFF. Remember that pressing RESET twice within 1/2 second resets the entire exposure sequence to the first programmed time.

One very important function of an exposure timer is to allow the operator to switch the enlarger ON indefinitely so that a negative can be loaded and focussed. This is achieved by pressing ON/OFF twice within 1/2 second. To switch the enlarger OFF again, press either RESET or ON/OFF.

Now for the process timer. Press SELECT until the 'process' LED lights. Use MINS, SECS and FWD to set the following times — 04.00, 01.00, 04.00 and 30.00 as previously described. The RESET button here operates in a similar manner to the exposure RESET. The GO/STOP button is used to start and stop the timing process. Note that at the end of each step, the timer stops and needs to be restarted (by pressing GO/STOP on either the main or remote units).

If you want to use one of the built-in process sequences, simply press PROG and then either BACK, FWD, MINS or SECS. Table 1 lists which processes are available but to help you remember where they are, stick a small Scotchcal label on the front of the unit (see photograph). The processes



can be used exactly as stored or you can modify any of the steps to suit your own processing methods (note that modifications are not permanent and are lost as soon as the unit is switched OFF).

Another press of SELECT blanks the 7-segment display and allows only the LED array to be displayed. If total darkness is required, another press of SELECT blanks the displays completely (the timers still work as described even though the displays are OFF). Since you may want to use this mode quite frequently, attach those little sticky pads (you know, the ones that glow in the dark) onto the tops of the four right-hand buttons. This makes them easy to find in the dark and stops you from pressing the wrong button.

### SUMMARY OF KEYBOARD FUNCTIONS

**SELECT:** Pressing this button places the timer in one of four modes. These are:

1. display off
2. display current exposure time
3. display current process time
4. display analogue process time (bargraph only). Changes to stored entries can only be made to the one currently being displayed.

**SECS:** Used to modify the 'seconds' part of the currently displayed time. A quick press increments it by one second. If held down, the time increments at an accelerated rate.

**MINS:** As for SECS except that the 'minutes' part of the currently displayed time is incremented.

**FWD:** This displays the next stored time which can be either one of five exposure or 10 process times, depending on the mode set by the SELECT button.

**BACK:** As for FWD except that the previous entry is displayed.

**PROG:** This is used to select one of the pre-programmed processes as listed in Table 1. When pressed, the display shows 'PROG'. Pressing one of BACK, FWD, MINS or SECS loads the corresponding processing times (any other button cancels this function).

**GO/STOP:** This pushbutton works in toggle fashion. When pressed, the current process time (whether displayed or not) starts to decrement. If pressed again before zero is reached, the timer stops. Another press continues the timing from where it stopped.

The internal buzzer sounds 15 seconds before the end of the current timing period to indicate that chemicals may be drained from the processing tank and those for the next step poured in. At the end of the time period, the buzzer sounds for one second and the next process time is loaded. Timing continues with a

press of GO/STOP.

**RESET (proc):** When pressed, the current process time is reset to its original value. This is a useful function since accidents do happen and GO/STOP could be pressed before things are set to go. A single press of RESET sets the current time to its original value.

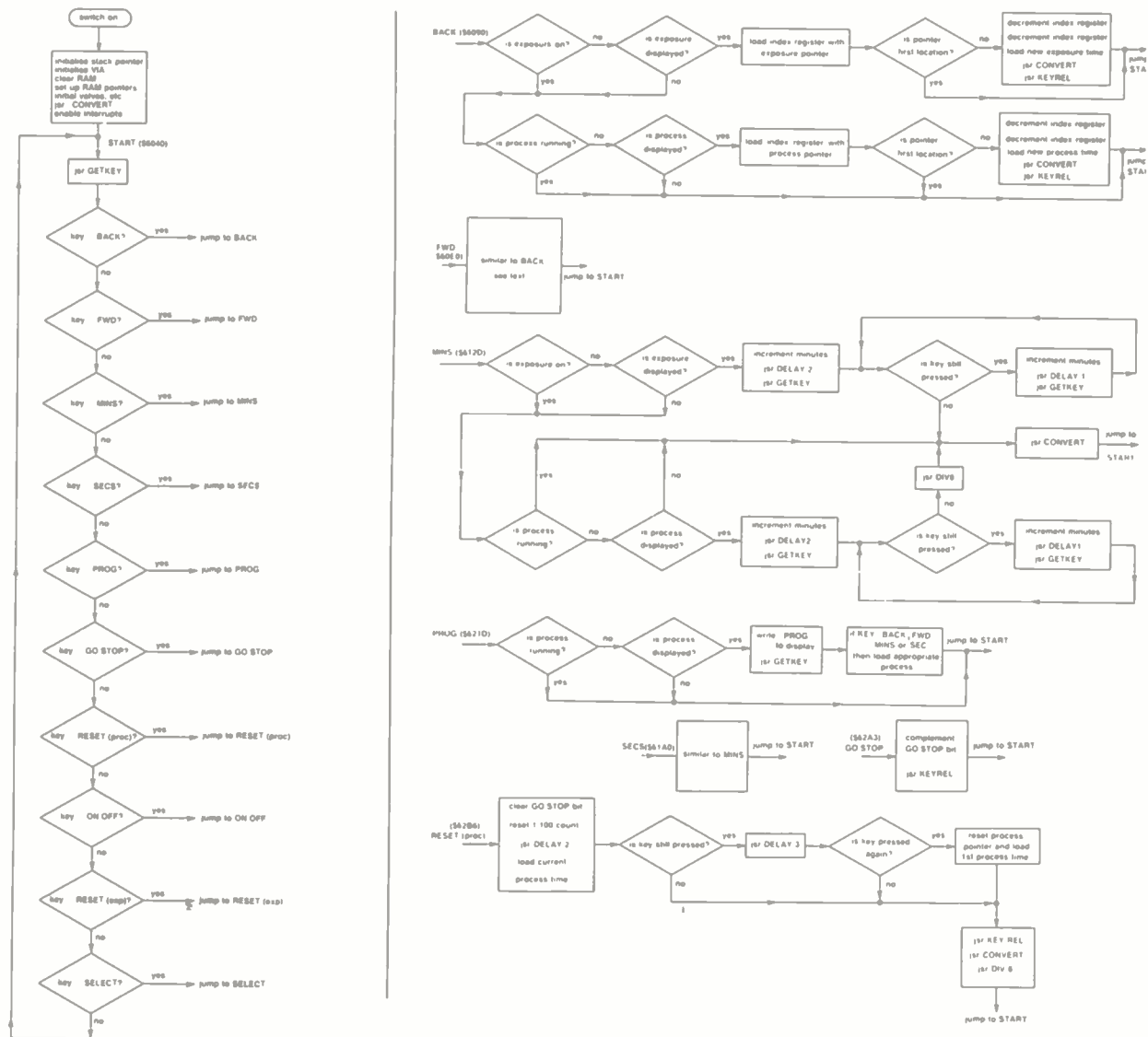
If the button is pressed twice within 0.5 second, the timer resets to the very first process time. This is used most frequently to initialise the timer after just entering all the steps for some process.

**ON/OFF:** Like the GO/STOP button, this works in toggle fashion. When pressed, the internal relay operates and applies power to the enlarger. The current exposure time (whether displayed or not) decrements and when zero is reached, the enlarger switches off. The timer can be interrupted by a press during the timing period resulting in the enlarger turning off. Another press continues timing.

When the enlarger needs to be switched on indefinitely for focussing purposes, press ON/OFF twice within 0.5 second. It can be switched off by pressing either RESET (exp) or ON/OFF. Note — due to the way the focus function is implemented, be careful when exposing prints. One quick press of the ON/OFF button is recommended since a sloppy press could leave the device in focus mode!

**RESET (exp):** As for RESET (proc) except the exposure timer is involved.

Figure 1.







last two locations in memory. These two locations are 6FFE and 6FFF and contain 60 and 00, respectively.

The complete program can be broken down into five sections comprising *initialisation*, *main command loop*, *pushbutton service routines*, *housekeeping subroutines* and *interrupt service routine*.

Basically, after switch-on the initialisation is performed and then the main command loop is entered. In this loop the displays are multiplexed and a check is made for a pushbutton press. The microprocessor exits the loop only briefly to respond to either a pushbutton press or an interrupt. In fact, the microprocessor spends most of its time in the command loop.

The pushbutton service routines simply

Secondly, the VIA is set-up so that I/O operations can be performed. This is accomplished by configuring Port A of the VIA as an 8-bit output port and Port B as six output and two input lines.

The How It Works in last month's article describes the multiplexing procedure used for I/O. Control lines CA2 and CB2 are configured as outputs and are set low to ensure that the buzzer and relay are both off. Next, the conditions for interrupts are set-up (described later).

Finally, various memory locations are 'pre-loaded' with data which will be used for a variety of purposes. These locations are shown in the accompanying panel and are modified, tested, incremented or decremented as required by the main program.

Basically, the service routines operate as follows.

**BACK:** The current exposure or process time is normally loaded from the memory location pointed to by the exposure or process pointer. The BACK function simply decrements this pointer and loads the new time into the current time locations (\$000B, 000C or \$000D, 000E). Note that it also checks to see if it hasn't decremented past the first stored entry.

**FWD:** This is very similar to the BACK function except that the exposure or process pointer is incremented and a check is made to see if the last entry isn't passed.

**MINS:** This particular routine increments the 'minute' part of the currently displayed time making use of two delay subroutines. DELAY2 produces a delay of about half a second. If the button is still held after this, then the minutes increment at an increased rate which is determined by DELAY1, a relatively short delay subroutine. The flow diagram shows the actions of these delays.

**SECS:** As for MINS except seconds are incremented and reset to zero after passing 59.

**PROG:** The first task performed by this routine is to write the letters P-R-O-G to the displays. Next, it waits for a press of either the BACK, FWD, MINS or SECS button; if any of the other buttons are pressed they cause execution to return to the main command loop. Then, depending on which of the buttons was pressed, a block move is performed to load the required colour process into locations \$001A to \$002D. These pre-programmed times can be found beginning at the following addresses:

Ektaprint 2. .... \$6F80  
E6. .... \$6F94  
Cibachrome All. .... \$6FA8  
C41. .... \$6FBC

**GO/STOP and ON/OFF:** These two functions are very similar and complement the appropriate bits in the 'current status byte'. The ON/OFF function uses DELAY2 to check if the button has been pressed twice. If it has then the 'focus' bit is also set in the status byte.

**RESETS:** The two reset functions are almost identical in operation. They reset the current exposure or process times but once again use DELAY2 to check if a double press has occurred. If so, then the first stored entry becomes the current time.

**SELECT:** This function simply increments the two least significant bits of the status byte. This puts the timer into one of four modes of operation:

00: display off  
01: display exposure time  
02: display process time  
03: display bargraph only

There are seven principal subroutines ►

### 'PRE-LOADED' MEMORY LOCATIONS

Address	Function																																																																
0000	display storage area: mode indication																																																																
0001	display storage area: bargraph segments																																																																
0002	display storage area: tens-of-seconds																																																																
0003	display storage area: seconds																																																																
0004	display storage area: minutes																																																																
0005	display storage area: tens-of-minutes																																																																
0006	current status byte: a '1' in a bit position indicates that the timer is running; the exposure timer is in FOCUS mode when both bits 6 and 5 are '1'.																																																																
<table border="0" style="width: 100%; text-align: center;"> <tr> <td>bit: 7</td> <td>6</td> <td>5</td> <td>4</td> <td>3</td> <td>2</td> <td>1</td> <td>0</td> </tr> <tr> <td>X</td> <td>X</td> <td>X</td> <td>0</td> <td>0</td> <td>0</td> <td>X</td> <td>X</td> </tr> <tr> <td> </td> <td> </td> <td> </td> <td></td> <td></td> <td></td> <td> </td> <td> </td> </tr> <tr> <td>process timer</td> <td>exposure timer</td> <td>FOCUS mode</td> <td></td> <td></td> <td></td> <td>mode select</td> <td></td> </tr> <tr> <td>GO = 1</td> <td>ON = 1</td> <td></td> <td></td> <td></td> <td></td> <td>00: display off</td> <td></td> </tr> <tr> <td>STOP = 0</td> <td>OFF = 0</td> <td></td> <td></td> <td></td> <td></td> <td>01: display exposure time</td> <td></td> </tr> <tr> <td></td> <td></td> <td></td> <td></td> <td></td> <td></td> <td>10: display process time</td> <td></td> </tr> <tr> <td></td> <td></td> <td></td> <td></td> <td></td> <td></td> <td>11: bargraph only</td> <td></td> </tr> </table>		bit: 7	6	5	4	3	2	1	0	X	X	X	0	0	0	X	X									process timer	exposure timer	FOCUS mode				mode select		GO = 1	ON = 1					00: display off		STOP = 0	OFF = 0					01: display exposure time								10: display process time								11: bargraph only	
bit: 7	6	5	4	3	2	1	0																																																										
X	X	X	0	0	0	X	X																																																										
process timer	exposure timer	FOCUS mode				mode select																																																											
GO = 1	ON = 1					00: display off																																																											
STOP = 0	OFF = 0					01: display exposure time																																																											
						10: display process time																																																											
						11: bargraph only																																																											
0007																																																																	
0008	pointer to exposure time																																																																
0009																																																																	
000A	pointer to process time																																																																
000B	current exposure time — this is the quantity which is decremented when the exposure timer operates																																																																
000C																																																																	
000D	current process time — decremented when the process timer operates																																																																
000E	bargraph value																																																																
0010																																																																	
to																																																																	
0019	five exposure times, each stored as four BCD digits																																																																
001A																																																																	
to																																																																	
002D	ten process times																																																																
002E	key: pushbutton currently pressed																																																																
002F	display pointer																																																																
0030	1/100 sec count for exposure timer																																																																
0031	1/100 sec count for process timer																																																																
0032	not used																																																																
0033	not used																																																																
0034																																																																	
0035	temporary storage for index register																																																																
0036	beep length																																																																
0037																																																																	
0038	current process time divided by 8; decremented by the interrupt servicing routine																																																																
003A																																																																	
003B	current process time divided by 8; used to reload locations 37 to 39 when decremented to zero																																																																
003C																																																																	

set or reset certain status bits or modify various storage locations. As explained last month, an interrupt (mains driven) occurs 100 times per second and is used as the main timing element. We will look at this in detail later.

The program commences at address \$6000. Firstly, the Stack Pointer is initialised so that return addresses can be saved and retrieved when subroutines are called.

The main command loop which begins at START (\$6040) and ends at \$608F is executed next. It consists of a jump to the GETKEY subroutine followed by conditional branches which test to see if one of the ten keyboard pushbuttons has been pressed. If so, then execution jumps to the appropriate service routine, performs the required function and then jumps back to the command loop.







# ROD IRVING ELECTRONICS

425 High St., Northcote, Vic. 48-50 A'Beckett St., Melb., Vic.  
Phone (03) 489 8866, (03) 489 8131, Mail Order Hotline (03) 481 1436  
Mail orders to P.O. Box 235 Northcote 3070 Vic. Minimum P & P \$3.00.  
Please address tax exempt, school, wholesale, and dealer enquiries to:  
**RITRONICS WHOLESALE**  
1st floor 425 High St. Northcote 3070 (03) 489 7099 (03) 481 1923 Telex AA 38897

## ETI 662D Darkroom Timer


Another in our series of photography projects. Digital photo, countdown - Style timer.



ETI MAY 84

## ETI 659 VIC-20 Cassette Interface

ETI MAY 84



## ETI 737 UHF Pre-amp

ETI MAY 84




ETI MAY 84

## ETI 1421 Indoor Paging Amp. System

For clubs, halls, offices, etc.

ETI MAY 84



## ETI-662A GENERAL PURPOSE MICROPROCESSOR CONTROLLER

ETI APRIL 84  
A microprocessor with a bit of ROM, a bit of RAM and some I/O lines. This project based on the 6802 will form the basis of a series of projects.



## ETI-1521 DIGITAL EXPOSURE METER

Don't be caught with indolent exposure! Our digital exposure meter is low in cost, simple to build and operate and includes a three digit readout.

\$9.00




\$18.50

ETI Oct 83

## ETI-412 PEAK PROGRAMME METER

This project uses a 10-LED bargraph display module to show audio level from -23 dB to +6 dB. It's simple to build and set up.




ETI Oct 83

\$16.50

## ETI-672 MICROBEE TELETYPE INTERFACE

The Claytons of printers—such as the Model 15 etc. For around a tenth the price of a dot-matrix printer, you can have hard copy from your microbee using this simple interface.



ETI MAY '83

\$165

ETI-163 LAB SUPPLY  
Fully variable 0-40 V current limited 0-5 A supply with both voltage and current metering (two ranges 0-0.5 A 0-5 A). This employs a conventional series-pass regulator not a switchmode type with its attendant problems but dissipation is reduced by a unique relay switching system switching between taps on the transformer secondary.



## ETI-668 MICROBEE EPROM PROGRAMMER

ETI FEB '83

\$47.50

Simple, low cost programmer for the MicroBee can program 2716s, 2732s and 2764s

## ETI-153 TEMP PROBE

ETI JUNE '83

\$19.95

Can measure temperature from -50°C to +150°C. It simply plugs into your multimeter—great for digital multimeters. Accuracy of 0.1°C resolution of 0.1°C




## ETI-678 MICROBEE ROM READER

This project enables your favourite games or utilities to be loaded quickly into your MicroBee from an EPROM—no more agonising waiting for a cassette to load or going to the expense of a disk system.

ETI MARCH 84

\$17.50



## ETI-671 MICROBEE PRINTER INTERFACE

A simple interface unit for parallel printers

\$13.50

ETI Oct 83



## ETI-162 30 V/1 A FULLY PROTECTED POWER SUPPLY

ETI DEC '83  
The last power supply we did was the phenomenally popular ETI-131. This low cost supply features full protection output variation from 0 V to 30 V and selectable current limit. Both voltage and current metering is provided

\$47.50



## ETI-662B TIMER/CONTROLLER

This project superceeds the ETI-650 STAC Timer providing more versatility and easy programmability.

ETI APRIL 84

## ETI-688 BIPOLAR PROM PROGRAMMER

ETI JUNE '83

\$47.50

Every digital workshop should have one! Can be used to program the popular fusible-link PROMs like the 74S188 288, 82S23 and 82S123 etc.



## ETI-461 GENERAL PURPOSE BALANCED INPUT PREAMP

ETI Oct '82

\$20.00

This project can be used as a balanced mic amp with low impedance input a low or high impedance input differential amplifier or a balanced input instrumentation amplifier



## ETI-340 CAR ALARM MONITOR SYSTEM

ETI APRIL 84  
Features three delays — entry, exit and alarm length. Immediate-trip perimeter alarm sounds if battery, tyres lights, etc are disconnected. Circuitry is based on all common parts (555s, 40001s, BC457/8/9s, 1n4002s etc.).



## ETI-1522 CONTROL FOUR ROOM LIGHTS OVER A TWO-WIRE PAIR


It is probably a not-uncommon problem to want to replace the single ceiling light in a room with a more exotic arrangement only to find that the control wires to the switch are concreted in! Either that, or you don't want to "chase" more wires through the wall and have to replace the wallpaper and/or redecorate. This project fixes that.



## ETI-335 PUSHBUTTON-PROGRAMMABLE WIPER CONTROLLER

ETI MARCH '83

No more fiddling with knobs and not getting the delay between wipes that you want—this windscreen wiper controller is simply programmed with two pushbuttons to provide the wiping delay you need



## ETI-733 RADIOTELETYPE CONVERTER FOR THE MICROBEE

\$20.00

ETI APRIL '83  
Have your computer print the latest news from the international shortwave news service. Just hook up this project between your shortwave receiver's audio output and the MicroBee's parallel port. A simple bit of software does the decoding. Can be hooked up to other computers too.



which are used by many of the service routines. The GETKEY subroutine is probably the most important of these since it multiplexes the displays and scans the pushbuttons to determine if one has been pressed. The multiplexing procedure has been described in previous articles and will not be described here.

Depending on the pushbutton pressed, the subroutine returns with one of the following values in the KEY byte (location \$002E). BACK: \$9F, FWD: \$AF, MINS: \$5F, PROG: \$B7, GO/STOP: \$BE, RESET (proc): \$BD, ON/OFF: \$7E, RESET (exp): \$7D, SELECT: \$77, no pushbutton pressed: \$00.

The key release (KEYREL) subroutine is one that is used at the end of most of the service routines. It prevents the microprocessor from returning to the main command loop until the currently pressed pushbutton is released, otherwise execution will return to the command loop and almost immediately jump to the keyboard service routine again, back to the command loop, etc until the button is released.

Three of the subroutines produce delays of varying degrees. DELAY1 simply produces a short delay (fraction of a second) and is used to set the automatic incrementing speed when either minutes or seconds are set. DELAY2, about half a second, is the delay used when checking to see if RESET or ON/OFF have been pressed twice in quick succession.

Note that a return-from-subroutine (RTS) is performed if either the required delay expires or if the currently pressed pushbutton is released. The two cases are distinguished by checking the KEY byte where a 00 indicates that the key has been released. DELAY 3 is used only after DELAY2 and basically continues DELAY 2 until it times-out or a pushbutton is pressed again (the double press of RESET or ON/OFF).

The remaining subroutines are CONVERT and DIV8. CONVERT is called at the end of programs which produce changes to the quantities being displayed; for example, after decrementing the displayed time or incrementing the seconds part of the time, etc. It separates the current time into its four individual digits and looks up the corresponding 7-segment data for each digit from the look-up table stored between \$6FDO and \$6FD9. This data is then stored in the correct place in the display storage area, ready to be multiplexed to the displays.

DIV8 is used to divide the current process time into eight equal intervals which define the bargraph 'step'. In actual fact, the subroutine multiplies the minutes by 60, adds the seconds, multiplies by 100 and divides the lot by eight. The multiplication by 100 is to convert the time into hundredths of a second so that it can be decremented each time an interrupt occurs.

The interrupt service routine performs the actual time keeping functions as well as operating the bargraph display and switching the relay and buzzer outputs. The 100 Hz pulses from the mains are fed into the VIA's CB1 control line which is

configured as an interrupt input. Unfortunately, it isn't possible for this line to be an independent interrupt line (independent in this case meaning that reading or writing to port A and port B of the VIA does not clear any status bits which indicate that a pulse has occurred on the line).

Independent interrupts are possible on the CA2 and CB2 lines but these are already being used to control the buzzer and relay. The CB1 line is really a handshake line used when full handshaking is required in I/O operations.

So, in the present project, when a timing pulse is produced by the mains, the CB1 line sets an interrupt bit in register 13 of the VIA which in turn pulls the IRQ line to the microprocessor low indicating that an interrupt condition exists. However, if this occurs precisely when the GETKEY subroutine outputs to the display or inputs from the pushbuttons, the very act of inputting and outputting resets the interrupt condition resulting in the interrupt being ignored. I found this out the hard way when the prototype lost three seconds per minute — not good for a timer!

On closer inspection, I noticed that CB1 can be used as an external clock input to a shift register inside the VIA. This operates as follows: when a byte is loaded into the shift register, an internal modulo-8 counter is reset. Then the next eight pulses into CB1 move data around the register and after eight shifts, an interrupt is generated.

It seemed OK on the surface but when implemented the prototype still lost time — approximately one second per hour. It seems that the external clock pulse is ignored when it switches state simultaneously with the microprocessor E signal. This is not referred to in the 6522 data sheet and I am still investigating the problem.

To produce a reliable timing signal, I implemented two interrupt modes — the normal 'handshake' interrupt for CB1 described above and the Timer 1 one-shot mode. The latter is initialised when a number is loaded into the timer which then decrements at 1 MHz (frequency of the E signal). An interrupt is generated when it reaches zero.

If, however, the timer is reloaded before it times-out, then the interrupt is prevented. I used this 're-triggerability' property of the timer to act as a 'missing interrupt' detector. Basically, it operates as follows. The number which is loaded onto the timer produces a delay of just over 1/100 second and is initialised at the beginning of the interrupt service routine. Program execution continues normally until the 100 Hz signal produces the next interrupt.

Once again, the timer is initialised preventing it from interrupting as well. However, if the normal mains generated interrupt is missed, then the timer times-out and produces the interrupt *instead*, thus ensuring that accurate timing is maintained.

The rest of the interrupt routine merely decrements the current time and switches the two outputs as required. The flow diagram shows this clearly.

#### BACK: KODAK EKTAPRINT 2 (38°C)

1. PREWASH 30 secs
2. DEVELOP 2 min. 30 sec.
3. STOP 30 secs
4. WASH 30 secs
5. BLIX 30 secs
6. WASH 30 secs
7. WASH 30 secs
8. WASH 30 secs
9. WASH 30 secs

#### FWD: KODAK E-6 (37.8°C)

1. 1ST DEVELOP 7 mins.
2. WASH 1 min.
3. WASH 1 min.
4. REVERSAL 2 min.
5. COLOUR DEV. 6 min.
6. CONDITIONER 2 min.
7. BLEACH 7 min.
8. FIXER 4 min.
9. WASH 6 min.
10. STABILISER 1 min.

#### MINS: ILFORD CIBACHROME All (24°C)


1. DEVELOP 3 min.
2. WASH 30 sec.
3. BLEACH 3 min.
4. FIX 3 min.
5. WASH 3 min.

#### SECS: KODAK C-41

1. DEVELOP 3 min. 15 sec.
2. BLEACH 6 min. 30 sec.
3. WASH 3 min. 15 sec.
4. FIXER 6 min. 30 sec.
5. WASH 3 min. 15 sec.
6. STABILISER 1 min. 30 sec.

The above processes are preprogrammed in the darkroom timer. They can be accessed by pressing PROG, followed by either BACK, FWD, MINS or SECS, as appropriate.

TABLE 1.



NOTE: front panel artwork is on page 161.



# Dick Smith

## For range and value, we can't be beaten!

Come on in to Dick Smith Electronics COMPUTER CITY for the very best!

You'll find a computer to suit your needs - from the beginner to the business user ... and everything in between.

You'll find friendly helpful staff - experts in their fields. They'll be able to answer your questions with authority and accuracy.

You'll find our computers on display - working - where you can try them out. Nothing beats actual 'hands on' experience.

But most of all, you'll find the reassurance of dealing with Australia's leading computer retailer - 50,000 owners can't be wrong - with the technical back-up, the service back-up and the software back-up that the department stores simply can't match.

Trust Dick Smith Electronics COMPUTER CITY for YOUR computer.

### The Challenger

The IBM PC compatible that beats the IBM ... on price, on performance, on features, on expandability ... on everything!

The Challenger is the computer for the small to medium size business (it has 10 times the memory of Dick Smith Electronics first mainframe computer!)

But it's more than that: because it is compatible with IBM PC software and hardware, it makes a superb scientific or industrial computer ... or even a low-cost IBM terminal. And you'll save a fortune!

### The CAT

Why waste hundreds of dollars buying an Apple computer when you can buy The Cat ... Dick Smith Electronics' latest computer masterpiece! It's twice as fast as the Apple IIe. It has a bigger and better BASIC. A larger keyboard. Super hi-res colour graphics. More sound channels. Just compare the two computers and judge for yourself! (Ask for our free comparison brochure).

Compatible with most Apple IIe software, The Cat is THE computer for education, for the student at home, for the hobbyist, for dedicated functions in industry ... even for the small business.

As Electronics Australia Magazine says 'Dick Smith Electronics has come up with a winner with the CAT personal computer'.

### VZ-200

The ideal computer for the beginner who wants a computer to grow with: Dick Smith Electronics incredible VZ-200. It's the low-cost way to go computing - without buying an 'orphan' or dumped computer with no back-up.

The VZ-200 has a great range of low-cost software from games to small business utilities. And it's also very popular with amateur radio operators because of its very low noise level.

If you're starting out, you'll start out best with a VZ-200.



## THE NEW DICK SMITH CHALLENGER

### System Unit

The 'works' of the computer ... keyboard, CPU, 128K RAM, input/output ports, etc. Ideal for cassette-based applications as it is with nothing more to buy. Includes Centronics parallel printer port, cassette port, joystick & light pen ports plus RF, video and RGB outputs.

**\$995**

Cat X-8600 All this for only ...

### Expansion Unit

Far more than mere expansion!

As well as three IBM compatible expansion slots plus two true 16-bit slots, you get twin slimline disk drives and an RS-232C communications port.

### PLUS free software!

We also include a range of quality software worth over \$1800 ... Microsoft MS-DOS & GW Disk BASIC, Perfect Writer, Perfect Filer and Perfect Calc PLUS user manuals! Cat X-8610 Expansion unit and software ...

**\$1995**

This makes the Challenger more than a match to the IBM PC - much more. Yet the IBM PC expanded to this level costs well over \$7000. Compare the Challenger - and Save!

**TOTAL SYSTEM ONLY ... \$2990**

YOU SAVE OVER \$4000 ON THE IBM PC!!!



# Electronics




Apple IIe compatibility . . . but half the price! That's The CAT. It's the best of both worlds: the very latest and most powerful hardware, plus the ability to run a very broad range of tried-and-proven software.

And because we import direct, there's no middleman to force up the price. It really is outstanding value for money. Again from EA: "If you want a machine which is compatible with the Apple II and which is supported by a reputable dealer, the CAT with emulator is good value". Check the CAT out at your nearest Dick Smith Computer City. It purrs.

Cat X-7500

**\$699**

That's far less than half the price of the Apple with similar features!



**NEW!**



**OVER 19,000  
ALREADY SOLD!**

## VZ-200 Computer Package

Our already great value VZ-200 is now even better! We've put together a package of the 'most asked for' bits and pieces - and slashed the price! Yes, you can still buy a VZ-200 without the extras for only \$169 (Reduced from \$199!) but take a look at what else you get . . .

- **VZ-200 COLOUR COMPUTER** USUALLY \$169<sup>00</sup>  
Complete with USER manual, BASIC manual & Demonstration Cassette. Ready to plug into your TV set. Cat X-7200
- **DATASETTE** \$69<sup>50</sup>  
Specially designed recorder for loading and saving programs. Cat X-7207
- **16K RAM EXPANSION MODULE** \$79<sup>00</sup>  
Expands your memory to 24K which is essential for serious programming. Cat X-7205
- **INTRODUCTION TO COMPUTER BOOK** \$9<sup>95</sup>  
A step by step guide to using your new VZ-200 computer. Cat B-7200
- **6 PROGRAMS** \$75<sup>00</sup>  
A selection of ANY 6 software tapes normally \$12.50 each. (X-7241 Learjet or X-7249 Air Traffic Control not included)

**TOTAL PRICE USUALLY \$402** **\$299**  
Package price

### SAVE even more!

Need a printer? We'll throw in one of our fantastic 4 colour printer/plotters and a printer interface for just \$200 extra! Normally these items sell for over \$270 . . . so multiply your savings on the VZ-200 total package!

**DICK SMITH  
ELECTRONICS**



For address details see page 160

A 762/KT



# Dick Smith

## Hardware and Software – we've got the goods!

Check our great range of quality computer software: all thoroughly checked by our quality control department.

And this is just the start – more is coming all the time. Programs for business, for education, for enjoyment . . . come to Dick Smith Electronics Computer City.

Most programs are available for a 'hands on' fiddle so you can put them through their paces.

And remember, if we haven't got the program you want, the Challenger and The Cat are compatible with a staggering range of software from other sources.

We don't force you on to one supplier with inflated prices!

Trust Dick Smith Electronics Computer City.

## Challenger Hardware

### 10Mb Hard Disk Drive – all the memory you'll need!

Wow! What value . . . a 10Mb 1<sup>2</sup> Disk System for the Challenger (or even the IBM PC!) for less than \$2500! Unbelievable? Not from Dick Smith Electronics Computer City!

If you're really serious about computing – business or professional users especially – you'll really appreciate the lightning fast response time, the storage possible, ultra-reliable computing that only a Winchester can give you!

Just 146 x 210 x 387 mm, bootable from the Challenger or IBM PC. A must for your system!

Cat X-8620

### Challenger Printer Cable

Cat X-8614



**\$2499**

**\$69**

## Challenger Software



### Utilities

X-8750 ELECTRIC PENCIL – An easy to use yet sophisticated word processing program. Function keys definable up to 16 keystrokes of any key combination. Colour available for colour monitor. Underline and bold on screen. Menus give quick and easy reference to all system operations. Manual and Quick Reference Card Included. **\$199.00**

### Educational

X-8650 MICROSOFT FLIGHT SIMULATOR – The best program of its type in the world. A highly accurate simulation of flight in a single-engine aircraft. Adaptable to any interest or ability level! **\$85.00**

X-8700 ALLIGATOR MIX – Encourages children to practice basic addition and subtraction skills while playing an exciting, fast paced arcade game. Has options for skill level, problem range and run time. For all ages. **\$49.95**

X-8702 DRAGON MIX – As for Alligator Mix, but this time concentrates on multiplication and division skills. **\$49.95**

X-8710 SNOOPER TROOPS 1 – (As per CAT software) **\$67.95**

### Adventure & Arcade Games

X-8651 STYX – Fantastic Arcade game action! The swirling STYX has laid siege on the vast expanse of your playing field. Stake your claim and force the STYX into a corner! **\$49.95**

X-8652 DIGGER – Search for buried treasures of shining gold and sparkling emeralds. With chomping jaws, your Digger Mobile must tunnel out mazes and outsmart the Nobbins! **\$49.95**

X-8653 CONQUEST – Transcend the limits of time into a prehistoric era to assume your place as King of the Falcons. Your conquest begins as you swoop down to destroy the mighty pterodactyls. **\$49.95**

X-8654 ZORK I – The definitive adventure game with monstrous scope. The game takes you through a cavernous underground complex – treasures, enchantment and more! Split screen all text display. **\$59.95**

X-8655 DEADLINE – When you take on Deadline, you're pitting yourself against a 12 hour time limit to solve one of the cleverest and most baffling cases in the detective game. **\$75.95**

X-8656 SUSPENDED – (As per CAT software) **\$75.95**

X-8658 WARP FACTOR – An entire star fleet awaits your command! The Warp Factor is what every space-war fan has been waiting for – the ability to command a star fleet in realistic battle simulation. **\$57.95**

X-8660 TEMPLE OF APSHAI – A role-playing game that catapults you into a world of magic and monsters – doomed cities and damsels in distress. More than a game, it's an alter-ego experience. Computer Game of the Year! **\$65.95**

X-8662 ULYSSES – The King has assigned you the task of retrieving the legendary Golden Fleece. On your voyages you will encounter the wicked "Sirens", Cyclops, Pluto and the magnificent Pegasus! **\$57.95**

X-8664 APPLE PANIC – (As per CAT software) **\$42.95**

X-8666 FROGGER – The official arcade game. Get across the highway without getting run over, and across the river avoiding deadly snakes, otters, crocodiles and the treacherous diving turtles. **\$48.95**

### Cassette Software

X-8649 STARSHIP CHALLENGER – **\$19.95**  
X-8704 TYPING TUTOR – **\$19.95**



# Electronics

## CAT Software

### Utilities

- \* X-7570 Z80 & CPM DISK & MANUAL - Turns your CAT into a Z80 processor - gives you access to the enormous range of CPM software! **\$449.00**
- X-7600 VISICALC - The powerful electronic spreadsheet that can calculate and display the answers to involved problems you could have spent hours doing by hand. Easy to learn, easy to use. **\$428.00**
- X-7568 HOW TO PROGRAM IN APPLESOFT™ BASIC - Using these 12 self-paced lessons you will learn to program in the popular BASIC computer language. Learn BASIC in two nights or two months! Unique "Let's Talk" feature allows easy review of prior material or skips to new lessons. **\$69.95**
- X-7720 FLYING COLOURS - Turn your screen into a canvas as you create drawings, designs and graphics, and choose your colour from a palette on the screen! Plus you can save your creations on disk! **\$69.95**

### Educational

- X-7650 SNOOPER TROOPS 1 - Someone is haunting the old Cable Mansion. It's up to you to find out who. But don't get caught! Full colour graphics & sound. Helps children learn to take notes, draw maps, classify information & develops vocabulary and reasoning skills. **\$64.95**
- X-7654 MOST AMAZING THING - A learning game where players must use strategy and learning skills in order to discover the location and identity of the most amazing thing. Great educational value! **\$54.95**


### Adventure & Arcade Games

- X-7700 REACH FOR THE STARS - A fast-paced exciting challenge for up to four players. Three levels of play. Expand and develop your empire, but watch for other empires - they may wipe you out! **\$34.95**
- X-7702 ZAXXON (Official version) - The arcade game you must see to believe. Pilot your aircraft through a 3-dimension-like battlefield complete with enemy aircraft, fuel tanks, concealed missiles and tanks. **\$59.95**
- X-7704 SUSPENDED - In cryogenic suspension for half a millennium, you are woken up to deal with an emergency. Strategically manipulate six robots, each having a distinct perception of the world to solve a myriad of realistic and original problems! **\$74.95**
- X-7706 SPYS DEMISE - Arcade type action. Piece together a KGB encoded message which is the key to a fortune in valuable computer data. Avoid the embassy guards as you gather the clues to crack the code! **\$29.95**
- X-7712 APPLE PANIC - Great arcade game action. Destroy the apples chasing you by digging holes in the floor and knocking them through. Be quick though - they may crawl out and get you! **\$39.95**
- X-7714 PLASMANIA - Arcade type action game. A secret serum shrinks you and your submarine, and you're injected into the patients bloodstream. Fight past antibodies and bacteria. Will the patient survive? **\$49.95**
- X-7716 WAY OUT - With compass and Map makers your task is to find your WAYOUT of the selected maze. But which way is the wind blowing, and is the Cleptangle creeping up from behind? **\$44.95**
- X-7716 SARGON III - The Computer Chess champion! Sargon III will play at your level from beginner up through Grand Master. Outstanding display of the chess board. **\$49.95**



\* Arriving End June

## VZ-200 Software



### Financial

- X-7261 Portfolio Management **\$12.50**
- X-7262 Discounted Cash Flow Analysis **\$12.50**
- X-7263 Financial Ratio Analysis **\$12.50**

### Educational

- X-7251 Statistics 1 **\$12.50**
- X-7252 Statistics 2 **\$12.50**
- X-7253 Matrix **\$12.50**
- X-7254 Golf/Tennis Lesson **\$12.50**
- X-7255 Introduction to BASIC **\$12.50**
- X-7256 Elementary Geometry **\$12.50**
- X-7257 Speed Reading **\$12.50**
- X-7258 Typing Teacher **\$12.50**
- X-7259 Mailing List **\$12.50**
- X-7280 Hex Utilities **\$12.50**
- X-7285 Spellomatic 1 & 2 **\$12.50**
- X-7286 Spellomatic 3 & 4 **\$12.50**
- X-7287 Flashcard 1 & 2 **\$12.50**
- X-7288 Flashcard 3 & 4 **\$12.50**

### Adventure & Arcade Games

- X-7231 Matchbox **\$12.50**
- X-7232 Poker **\$12.50**
- X-7233 Hangman **\$12.50**
- X-7234 Slot Machine **\$12.50**
- X-7235 Blackjack **\$12.50**
- X-7236 Circus **\$12.50**
- X-7237 Biorhythm **\$12.50**
- X-7238 Horse Racing **\$12.50**
- X-7239 VZ-Invaders **\$12.50**
- X-7240 Dynasty Derby **\$12.50**
- X-7242 VZ Ghost Hunt **\$12.50**
- X-7243 Hoppy **\$12.50**
- X-7244 Super Snake **\$12.50**
- X-7245 Knights/Dragons **\$12.50**
- X-7247 Star Blaster **\$12.50**
- X-7248 Asteroids **\$12.50**
- X-7264 Tennis **\$12.50**
- X-7266 Planet Patrol **\$12.50**
- X-7268 Ladder Challenge **\$12.50**
- X-7270 VZ Panic **\$12.50**

### Plus

- X-7249 Air Traffic Controller **\$19.95**
- X-7241 Learjet **\$19.95**

### Coming Soon

WORD PROCESSOR ( TO SUIT VZ-200 )

# DICK SMITH ELECTRONICS



For address details see page 160

A762/LL

## Next month — COMMODORE COLUMN

Because of the growth in the number of people using Commodore computers of one kind or another, we have decided to widen the scope of this column from next month. So it's goodbye VIC-20, hullo Commodore.

As before, we are after your contributions for the column. We are particularly interested in utility programs that put your machine through its paces, but please, please, please, don't send us any more Space Invader substitutes!

Preference will be given to VIC-20 or Commodore 64 programs which have been printed out on a reasonable quality printer. There's too much room for errors to slip in when you write out your programs by hand.

This is also the last month we are offering the VIC-20 expansion board as a prize. Computer Technics, 123 Clarence St, Sydney NSW 2000 will be sending their Australian designed and manufactured board to Jan Desmond of Rochedale, Queensland for this month's 'Memory mapped screen for 3K expansion' program.

## BASIC HELP

This is a two part program for people interested in the graphics aspects of programming.

The first part (up to line 81) is a decimal to eight-bit binary converter. The program waits for a decimal number to be input and then gives the binary equivalent.

The second part converts an eight by eight matrix from binary to the decimal equivalent used in hi-res graphics. The matrix is built up by eight-bit rows.

Two keys are used for editing; the 'DEL' key erases the last bit and the 'U' key the last line. Note that only the '1' key will cause a '1' to appear, while any other key (except the edit keys) will cause a '0' to appear.

T. Warburton, Fowlers Gap Station, Broken Hill NSW

```

5 POKE36879,15:PRINT"XXXXXXXXXX--BASIC HELP--":PRINTTAB(10)"XXXXY"
6 PRINTTAB(4)"XXXXXXXXX.WARBURTON"
7 FORT=0T03000:NEXT
10 PRINT"XXXXXXXXX:POKE36879,15:PRINT"XXXXXXXXX--DECIMAL TO BINARY
11 PRINT"XXXXXXXXX--GRAPHIC'S AID"
15 GETA$:IFB$=""THEN15
16 IFB$="2"THEN89
17 PRINT"XXXXXXXXX:PL=7914:CO=38634:NO=0:FORT=7T00STEP-1:POKEPL-T,48
18 POKECO-T,1:NEXT
20 INPUT"INPUT NO:";A
21 IFA>255THEN81
22 PRINTTAB(176)A=""
25 FORT=7T00STEP-1:B=A/2↑:IFB=>1THEN50
30 NEXT
40 GOT060
50 POKEPL-T,49:A=A-2↑:GOT030
60 PRINT"XXXXXXXXX:ANOTHER?"
65 GETA$:IFB$=""THEN65
70 IFB$="Y"THEN17
80 GOT04000
81 PRINT"XXXXXXXXX:255 ONLY":FORNM=0T01000:NEXT:GOT017
89 PRINT"XXXXXXXXX:P=0:M=0
90 Q=7884:P=W=38604:P=E=Q+22:R=7891:P=A=0:O=38648+P
100 FORT=0T07:POKEQ+T,48:POKEW+T,7:NEXT
110 FORY=0T07:POKEE+Y,30:POKEO+Y,1
115 GETA$:IFB$=""THEN115
117 IFA$=CHR$(20)THENY=Y-1:GOSUB1000:POKEE+Y+1,32:POKEQ+Y,48:POKEE+Y,30:GOT0115
118 IFA$="U"THEN1500
120 IFA$="1"THENPOKEQ+Y,49:POKEW+Y,7
125 POKEE+Y,32
130 NEXT
140 FORD=0T07:C=PEEK(R-D):IFC=49THENA=A+2↑
145 NEXT:PRINT"XXXXXXXXX:TAB(82+P)"="A
150 P=P+22:IFP=176THEN2000
155 GOT090
1000 IFY=-1THENY=0
1001 RETURN
1500 IFP=0THEN90
1501 P=P-22:FORH=0T030:POKE7874+P+H+22,32:NEXT:GOT090
2000 FORG=0T07:FORI=0T07:L=PEEK(7884+I+M):IFL=49THENPOKE7884+I+M,160
2005 IFL=48THENPOKE7884+I+M,32
2010 NEXTI
2015 M=M+22:NEXT
3010 PRINT"XXXXXXXXX:HOW MANY MORE?"
3020 GETA$:IFB$=""THEN3020
3030 IFA$="Y"THEN89
4000 PRINT"XXXXXXXXX":END
    
```

READY.



## MEMORY MAPPED SCREEN FOR 3K EXPANSION

This program allows you to control 30720 dots on the screen. To achieve this the screen memory is moved to location 1000 on setting graphics mode. The screen is moved back up to its normal position at 1E00 when graphics mode is cleared.

To use the program type 'SYS 3840' to set the graphics mode, then 'Poke 80,X','Poke 81,Y','Poke 82,C', where X and Y are the coordinates of the dot and C is a command instruction. If C=0, a dot is printed at X,Y. If C=1 a dot is removed, and if C=2 it is inverted. X may be between 0 and 191, and Y between 0 and 159.

Then type 'SYS 3972' to plot, unplot or invert the dot.

You may plot as many dots as you like, but always do it from within a program. If you don't then your VIC will start turning on dots on the left hand side of the screen, making a mess of your masterpiece. When you have finished with the graphics 'SYS 3943' will return you to the normal text mode.

Note that lines 100 to 180 contain a demonstration program, and can be deleted or replaced.


Jan Desmond, Rochedale Qld

```

1 REM PROGRAM TO GIVE A 192*160
  HI-RES SCREEN ON A VIC-20 + 3K RAM
5 REM LOWER TOP OF MEMORY
10 POKE55,255:POKE56,14:CLR
15 REM POKE MACHINE CODE IN PLACE
20 FORT=3840T04050
30 READA:POKET,A:C=C+A
40 NEXT
50 IFC<>22740THENPRINT"DATA ERROR"
  :END:REM CHECK FOR INCORRECT DATA
100 REM DEMO PROG. DRAWS SINE WAVE
110 SYS3840:REM SET GRAPHICS MODE
120 FORT=0T0191
130 Y=INT(SIN(T*.1)*40)+80
140 POKE80,T:POKE81,Y:POKE82,2:REM
  POKE X,Y,COMMAND
150 SYS3972:REM PLOT DOT
160 NEXT
170 GETA$:IFB$=""THEN170
180 SYS3943:REM CLEAR GRAPHIC MODE
900 REM DATA FOR MACHINE CODE
  HI-RES SUB.
1000 DATA160,0,132,0,169,16,133,1,169,
  0,145,0,200,208,251,230
1010 DATA1,166,1,224,32,208,243,169,8,
  141,15,144,169,16,141,136
1020 DATA2,169,204,141,5,144,169,149,
  141,3,144,169,24,141,2,144
1030 DATA169,16,133,1,160,0,132,0,145,
  0,170,232,165,0,24,105
1040 DATA24,201,240,240,6,133,0,138,
  76,56,15,169,0,133,0,200
1050 DATA192,24,208,243,169,9,141,0,
  144,169,1,160,0,153,0,148
1060 DATA153,0,149,200,208,247,96,169,
  174,141,3,144,169,150,141,2
1070 DATA144,169,30,141,136,2,169,240,
  141,5,144,169,12,141,0,144
1080 DATA32,95,229,96,160,255,165,80,
  56,233,8,200,176,251,105,8
1090 DATA133,87,169,17,133,1,169,0,
  133,0,192,0,240,14,136,24
1100 DATA105,160,176,3,76,152,15,230,
  1,76,152,15,169,128,164,87
1110 DATA240,6,24,74,136,76,176,15,
  164,81,166,82,240,9,224,1
1120 DATA 240,10,81,0,76,208,15,17,0,
  76,208,15,73,255,49,0
1130 DATA145,0,96
    
```



## 32K S-100 EPROM CARD PRICE CUT!



**\$99.00**

USES 2716's

Blank PC Board — \$69

ASSEMBLED & TESTED  
ADD \$49.00


### KIT FEATURES

- 1 Uses +5V only 2716 (2Kx8) EPROM's
- 2 Allows up to 32K of software on line!
- 3 IEEE S-100 Compatible
- 4 Addressable as two independent 16K blocks
- 5 Cromemco extended or Northstar bank select
- 6 On board wait state circuitry if needed
- 7 Any or all EPROM locations can be disabled
- 8 Double sided PC board solder-masked silk-screened
- 9 Gold plated contact fingers
- 10 Unselected EPROM's automatically powered down for low power
- 11 Fully buffered and bypassed
- 12 Easy and quick to assemble

## 256K S-100 SOLID STATE DISK SIMULATOR! WE CALL THIS BOARD THE "LIGHT-SPEED-100" BECAUSE IT OFFERS AN ASTOUNDING INCREASE IN YOUR COMPUTER'S PERFORMANCE WHEN COMPARED TO A MECHANICAL FLOPPY DISK DRIVE.

### FEATURES:

- 256K on board, using + 5V 64K DRAMS.
- Uses new Intel 8203-1 LSI Memory Controller.
- Requires only 4 Dip Switch Selectable I/O Ports.
- Runs on 8080 or Z80 S100 machines.
- Up to 8 LS-100 boards can be run together for 2 Meg. of On Line Solid State Disk Storage.
- Provisions for Battery back-up.
- Software to mate the LS-100 to your CP/M\* 2.2 DOS is supplied.
- The LS-100 provides an increase in speed of up to 7 to 10 times on Disk Intensive Software.
- Compare our price! You could pay up to 3 times as much for similar boards.



BLANK PCB  
(WITH CP/M\* 2.2  
PATCHES ON DISK)  
**\$99.95**

**\$699.00**

#LS-100 (FULL 256K KIT)

## 64K S100 STATIC RAM

**\$499.00**  
KIT

NEW!

LOW POWER!

RAM OR EPROM!

BLANK PC BOARD  
WITH DOCUMENTATION  
**\$119.00**

SUPPORT ICs + CAPS  
**\$29.00**

FULL SOCKET SET  
**\$19.00**

FULLY SUPPORTS THE  
NEW IEEE 696 S100  
STANDARD  
(AS PROPOSED)

FOR 56K KIT \$419

ASSEMBLED AND  
TESTED ADD \$50



### FEATURES:

- Uses new 2K x 8 (TMM 2016 or HM 6116) RAMs.
- Fully supports IEEE 696 24 BIT Extended Addressing.
- 64K draws only approximately 500 MA.
- 200 NS RAMs are standard. (TOSHIBA makes TMM 2016s as fast as 100 NS. FOR YOUR HIGH SPEED APPLICATIONS.)
- SUPPORTS PHANTOM (BOTH LOWER 32K AND ENTIRE BOARD).
- 2716 EPROMs may be installed in any of top 48K.
- Any of the top 8K (E000 H AND ABOVE) may be disabled to provide windows to eliminate any possible conflicts with your system monitor, disk controller, etc.
- Perfect for small systems since BOTH RAM and EPROM may co-exist on the same board.
- BOARD may be partially populated as 56K.

## 64K SS-50 STATIC RAM

**\$359.00**  
(48K KIT)

NEW!

LOW POWER!

RAM OR EPROM!

BLANK PC BOARD  
WITH  
DOCUMENTATION  
**\$119.00**

SUPPORT ICs + CAPS

FULL SOCKET SET

56K Kit \$419

64K Kit \$499

ASSEMBLED AND  
TESTED ADD \$50



### FEATURES:


- Uses new 2K x 8 MK58725P RAMS.
- Fully supports Extended Addressing.
- 64K draws only approximately 500 MA.
- 200 NS RAMs are standard. (TOSHIBA makes TMM 2016s as fast as 100 NS. FOR YOUR HIGH SPEED APPLICATIONS.)
- Board is configured as 3-16K blocks and 8-2K blocks (within any 64K block) for maximum flexibility.
- 2716 EPROMs may be installed anywhere on Board.
- Top 16K may be disabled in 2K blocks to avoid any I/O conflicts.
- One Board supports both RAM and EPROM.
- RAM supports 2MHZ operation at no extra charge!
- Board may be partially populated in 16K increments.

## THE NEW ZRT-80 CRT TERMINAL BOARD!

A LOW COST Z-80 BASED SINGLE BOARD THAT ONLY NEEDS AN ASCII KEYBOARD, POWER SUPPLY, AND VIDEO MONITOR TO MAKE A COMPLETE CRT TERMINAL. USE AS A COMPUTER CONSOLE, OR WITH A MODEM FOR USE WITH ANY OF THE PHONE-LINE COMPUTER SERVICES.

### FEATURES:

- Uses a Z80A and 6845 CRT Controller for powerful video capabilities.
- RS232 at 16 BAUD Rates from 75 to 19,200.
- 24 x 80 standard format (60 Hz).
- Optional formats from 24 x 80 (50 Hz) to 64 lines x 96 characters (60 Hz).
- Higher density formats require up to 3 additional 2K x 8 6116 RAMS.
- Uses N.S. INS 8250 BAUD Rate Gen. and USART combo IC.
- 3 Terminal Emulation Modes which are Dip Switch selectable. These include the LSI-ADM3A, the Heath H-19, and the Beehive.
- Composite or Split Video.
- Any polarity of video or sync.
- Inverse Video Capability.
- Small Size: 6.5 x 9 Inches.



BLANK PCB WITH 2716  
CHAR. ROM, 2732 MON. ROM

**\$99.00**

SOURCE DISKETTE - ADD \$20

SET OF 2 CRYSTALS-ADD \$12

# ZRT-80

WITH 8 IN.  
SOURCE DISK!

**\$189.00**

(COMPLETE KIT,  
2K VIDEO RAM)

## 32K S100 EPROM/STATIC RAM

NEW!

FOUR FUNCTION BOARD!

NEW!


EPROM II  
FULL  
EPROM KIT  
**\$129**

A&T EPROM  
ADD \$35

BLANK  
PC BOARD  
WITH DATA  
**\$69.00**

SUPPORT  
ICs  
PLUS CAPS  
**\$29.00**

FULL  
SOCKET SET  
**\$25.00**



We took our very popular 32K S100 EPROM Card and added additional logic to create a more versatile EPROM/RAM Board.

### FEATURES:

- This one board can be used in any one of four ways:
  - A. As a 32K 2716 EPROM Board
  - B. As a 32K 2732 EPROM Board (Using Every Other Socket)
  - C. As a mixed 32K 2716 EPROM/2K x 8 RAM Board
  - D. As a 32K Static RAM Board
- Uses New 2K x 8 (TMM2016 or HM6116); RAM's
- Fully Supports IEEE 696 Bus Standard (As Proposed)
- Supports 24 Bit Extended Addressing
- 200 NS (FAST!) RAM'S are standard on the RAM KIT
- Supports both Cromemco and North Star Bank Select
- Supports Phantom
- On Board wait State Generator
- Every 2K Block may be disabled
- Addressed as two separate 16K Blocks on any 64K Boundary
- Perfect for MP/M\* Systems
- RAM Kit is very low power (300 MA typical)

**32K STATIC RAM KIT — \$199.00**

For RAM Kit A&T - Add \$40







# SUPER BARGAINS AT MAGRATHS!

## FUJITSU 8416


**\$8.04 AT MAGRATHS**

- PIN COMPATIBLE WITH HM 6116
- 2048 WORDS BY 8 BITS
- ACCESS TIME 200NS MAX.
- LOW POWER: 55µW MAX. STANDBY
- SINGLE +5V POWER SUPPLY + 10% TOL.
- TTL COMPATIBLE INPUTS/OUTPUTS
- LOW VOLTAGE DATA RETENTION 2.0V MIN

## MAGRATHS PRODUCT OF THE MONTH!

All-In probe. New features give it high mobility.  
Auto Range Selection Probe-Type DMT (Accompanied by Soft Case) PD-470C.

- Auto range selection-type functions.
- Results of measurement can be read directly on the unit.
- Up to 2MΩ of resistance can be measured, and with low power at that.
- DC power consumption is only 3mW.
- Exhaustion of battery is indicated by BATT mark lighting up.
- All operations can be conducted with one hand.
- In places where the display cannot be looked at during measurement, the indication holding function comes in handy. The measured value can be held by a push on the lock switch.
- The unit provides multiple measuring functions. (1) AC and DC voltages of which up to 500V can be measured; (2) resistances of up to 2MΩ; and (3) continuity check.
- The resistance measuring department constitutes a low power ohmmeter with the applied voltage held below 0.45V. It can measure semi-conductor circuits in an In-circuit condition.
- All voltage and resistance ranges are automatically selected. The operator need not change or select ranges as the unit measures and indicates in the auto-selected optimum range.
- For power source, two LR-44 or SR-44 (G-13) button cells are used.
- Such switch output is adopted as to ensure highest ease of operation. All switches including power, function changeover, AC/DC changeover and data hold switches can be operated with one hand that holds the probe.



### SPECIALS ON INTERFERENCE SUPPRESSION CAPACITORS

RIFA PME271 SERIES	
.01 µFD to .047 µFD	250V AC .76 each
.1 µFD to .33 µFD	250V AC \$1.54 each

### PHILIPS TRIMMER CAPACITORS

2pF-10pF	56 each	5.5pF-40pF	56 each
2pF-27pF	56 each	5.5pF-60pF	56 each

## Books & Magazines.

- COLOUR COMPUTER NEWS ■ COLOUR COMPUTER NEWS ■ SYSTEM 68 - APPLICATIONS ■ 68 MICRO JOURNAL ■ MICRO 80 ■ APPLE ORCHARD ■ CREATIVE COMPUTING ■ AUSTRALIAN PERSONAL COMPUTER

WE ALSO HAVE A RANGE OF OTHER MAGAZINES

## YF-208 MULTIMETER WITH BUILT-IN LOGIC PROBE!

**\$28.75**

#### FEATURES:

- Logic testing function, speeds to test HIGH, LOW, PULSE. Also convenient for trouble shooting and logic circuit test.
- Self shielded meter movement, avoids interruption of external magnetic field to increase measuring accuracy.
- Diode and fuse protection, prevents both meter movement and circuit from damages.
- Solid construction, with poly-carbonate switch and elastic contactor to ensure durability and reliability.
- Provides maximum measuring range. The voltage is up to 1200V and resistance to 10MΩ!

#### SPECIFICATIONS:

1) Function and ranges

Function	Measurement ranges	Allowance	Remarks
DC Voltage	0-0.3, 3, 12, 60, 300, 1200V	Within ±3% fs	Input Impedance 4K11V
AC Voltage	0-0.3, 3, 12, 60, 300, 1200V	Within ±4% fs	Input Impedance 4K11V
DC Current	0-0.06, 3, 30, 300mA	Within ±3% fs	Voltage drop 300mV
Resistance	Range x 1, x 10, xK, x10K Max 500, 5K, 1M, 10MΩ Midscale 30, 300, 10K, 100K, Ω Min. 1, 10, 200, 2KΩ	Within ±3% of scale length	±1 x10 xK Voltage 1.5V
Decibel	-10dB to +17dB ±63dB	Within ±4% fs	
Logic test	Test voltage 5V Max Low voltage 1.5V ±0.3 Max High voltage 3.0V ±0.3 Min. Test Pulse Frequency 3.3MHz ±0.3Hz Max		

#### RC UNITS

☆ FOR CONTACT PROTECTION  
☆ TRANSIENT SUPPRESSION FOR TRIACS, THYRISTORS  
RIFA PMR 2026 SERIES 630V DC  
25 µFD + 22 OHM, 68 OHM, 220 OHM, 470 OHM  
5 µFD + 22 OHM, 220 OHM

**\$2.35 EACH**

### DIODES

AA119 AM/FM DETECTOR	38c
A15D 3Amp 400V AVALANCHE	75c
BAV10 High Speed 60V	25c
BAW62 SIGNAL	20c
BA10220-466F VARICAP	62c
BB205C 1.8-2.8pF VARICAP	75c
BY x55-600 1.2 AMP FAST REC.	97c
BY x 71-600 7 AMP FAST REC.	\$1.00
D6015L 15 AMP 600V RECT TO 220	\$2.06
OA47 GOLD BONDED	37c
OA90 G.P. GERM	25c
OA95 G.P. GERM	25c
OA636 1000 I AMP 1 KV	53c
OA202	86c
G19A 1A-400V GLASS PASS	20c
IN4002 RECT DIODE 1A 200V	08c
IN4004 RECT DIODE 1A 400V	10c
IN4007 RECT DIODE 1A 1KV	25c
GM 1A 1KV GLASS PASS	31c
IN4148 SIGNAL (IN914)	05c
IN5400 3AMP 50V RECT	35c
IN5402 3AMP 200V RECT.	35c
IN5406 3AMP 600V RECT.	44c
IN5408 3AMP 1KV RECT	75c
P600g 3AMP 400V RECT	63c
BZ 479 SERIES ZENERS 400MW 2 4170 39 VOLTS	25c
IN 47 SERIES ZENERS 1 WATT 3.3 TO 75 VOLTS	33c
IN 53 SERIES ZENERS 5 WATT 4.7 TO 24 VOLTS	67c

### SEMICONDUCTORS

MEMORY		
TMS 4116	16K DYNAMIC	\$2.30
TMS 4164	64K DYNAMIC	\$7.76
8416 (61116)	2K x 8 CMOS	\$8.05
2732	32K EPROM	\$7.75
2916	16K EPROM	\$4.27
2532	32K EPROM	\$8.05
MB8118	16K x 1 RAM	\$4.54
MISC. SEMICONDUCTORS		
76477	SOUND SYNTHESIS	\$4.23
76488	SOUND SYNTHESIS	\$4.23
76489	COMPLEX SOUND GENERATOR	\$7.73
TMS 4500	DYNAMIC RAM CONTROLLER	\$26.45
TMS 9929	VIDEO DISPLAY PROCESSOR	\$38.13
6801 L1		\$43.38
OPTO		
FND 357	CC 3 RED	\$2.13
FND 507	CA 3 RED	\$1.73
FND 807	CA 3 RED	\$6.33
MAN 72A	CA 3 RED	\$1.73
MAN 74A	CC 3 RED	\$1.73
MAN 8610	CA 8 ORANGE	\$5.61
MAN 8630	CA 8 ORANGE = 1 OVERFLOW	\$3.19
MAN 8650	CC 8 ORANGE = 1 OVERFLOW	\$4.04
MS131C	CA 3 RED	\$1.73
IL6	CHROME BEZEL LED RED-OR GREEN	99
TL131	PHOTO DIODE	\$1.73
TL181	PHOTO TRANSISTOR	\$1.82
BPW50	PHOTO DIODES	\$1.73
ME712J	IR LED	\$1.73
MCA7	REFLECTIVE OBJECT SENSOR	\$5.32
MCT8	SLOTTED OPTICAL LIMIT SWITCH	\$2.30
MCT81	SLOTTED OPTICAL LIMIT SWITCH	\$2.30
2N 5777	PHOTO TRANSISTOR-DARLINGTON	78
MCP 3022	TRIAC DRIVER	\$2.06
FCDB20D	OPTO COUPLERS	\$1.66
MCC670	16N1381 OPTO COUPLER	\$2.93
MCT2	OPTO COUPLER	\$1.04
4N26	OPTO COUPLER	\$1.10
5mm LEDs	GENERAL PURPOSE RED GREEN YELLOW	23
MV5491	RED GREEN DUAL LED	\$3.31

**SUPER BARGAINS AT MAGRATHS**



### BANKCARD ORDER FORM

NAME \_\_\_\_\_  
 ADDRESS \_\_\_\_\_  
 POSTCODE \_\_\_\_\_ Signed \_\_\_\_\_  
 Please Charge my Bankcard No.

**MAGRATHS ELECTRONICS** Phone or Mail.  
**55 A'BECKETT STREET, MELBOURNE, 3000**  
 Tele (03) 347 1122, Telex AA31001  
 Prices subject to change without notice.



— Mail or phone orders add \$2.00 up to 1kg pack/post Special rates for heavy items on request.

**ALL ITEMS EX-STOCK AT THE TIME OF ADVERTISING ALL ITEMS INCLUDE S/TAX UNLESS STATED OTHERWISE.**





## COPY PROGRAMS

Michael Alexander, Balacava Vic.

The following short program is for all those Microbee owners who wish to make backup copies of their bought tapes for personal use. The easiest way to copy a tape is to simply take two tape recorders and connect them together. This approach is OK, except that reliability may suffer because of the signal shaping circuitry in modern recorders which is not designed to handle square waves efficiently. My approach still uses two recorders but the signal is sent via the computer to square it up before recording. It is written in BASIC for ease of use, but the program only serves to enter a machine language subroutine.

To use it first play the tape into the computer to check that it will load, and time how long it takes. Then get rid of the programME and enter the one shown below. Type RUN and connect the lead which usually goes to the earphone output of the cassette player from which you are playing the tape. The other wire goes to the microphone input of the other recorder. Play the tape back into the computer and simultaneously record it with the other recorder. Having timed it before, you should know how long it takes. Leave an extra few seconds after it just to be on the safe side. Play back your new tape into the computer using Load, to test it. The copy is of a slightly worse quality than the original, so always use the backup and put the original away in a safe place. If the backup fails, just make another copy from the original.

```
10 FOR R=0 TO 6:READ A:POKE R,A: NEXT
R:A=USR(0)
20 DATA 219,2,23,211,2,24,249
```

## 4 MHZ MODIFICATION

F. Capmell, Paddington, NSW

If you have an early Microbee, with a 2 MHz clock, this modification will be of interest.

The 2 MHz is obtained from a 12 MHz oscillator that is divided in six by a 7492, IC32 on the main board. I have found that the same IC is doing a divide by -4 (4 MHz). I have also found that the Z80 on the Microbee runs very well on 4 MHz. In no time at all I had a little switch installed to change over from two to four MHz.

Of course everything runs twice as fast and I can record at 600 Bd and 2400 Bd. My tape recorder (a Sony TCM747) makes a few mistakes at 2400; for safe data 600 is ideal, for program loading 1200 is quite OK.

This is how to perform the modification: if your ICs are soldered, cut IC32 pin 8 and solder a wire on it. Take this wire to the normally closed contact of a mini toggle switch (use a double pole to have room for a LED to indicate status). Solder another wire from pin 9 of the IC and connect it to the normally open contact of your switch. The last step is to solder a wire, where the pin that we cut off was connected, on the board (this is easier if it is done under the board). This wire goes to the common of the switch.

To avoid glitches a 'wait' key is necessary. It can just be a temporary push button but I chose to fit an extra key purchased from A. T. with the letter 'W' on it. It fitted under shift and reset where there is a cut-out on the keyboard frame). One contact of the push-button goes to ground. The other one to pin 24 of the Z80 (wait pin).

To change over from 2 MHz to 4 MHz just push 'wait' and change over. This wait key is very useful for debugging etc.

## LARGE DISPLAY

H. Beilharz, Kareela NSW

This is a bit of a novelty program that was developed to help my four year old son learn the alphabet. The program actually contains two parts selected from a menu (lines 120 to 200).

Part 1 of the program (lines 280 to 510) gives a display of 12 characters by three lines. This is done by reading the character generator and setting a LORES dot for each character dot. The program operation is as follows:

Select option A from menu, the screen will then go blank ready for you to start inputting letters, (note return is not required).

The control keys are:

Tab to return to menu  
Linefeed to go to beginning of next line

Delete to delete last entry

The screen does not scroll so when the end of the third line is reached the screen will clear and start again.

Part 2 of the program (lines 530 to 750) displays one letter the full height of the screen. This is done by setting two Inverse character blocks for each character dot. The program operation is as follows:

Select option B from menu. The screen will now display a large question mark. Type any letter to see it full size.

The control keys are:

Tab to return to menu  
Backspace to give Inverse characters  
Linefeed to give normal characters  
Both programs will display the full character set including control characters, but do not press control C as this will stop the program.

```
00100 REM "LARGE DISPLAY HANS BEILHARZ "
00110 SPEEDO: DIM L1(8),L2(16)
00120 CLS:PRINT "          select option by letter"
00130 PRINT " A      large letters"
00140 PRINT " B      very large letters"
00150 PRINT " C      end"
00160 GOSUB 220
00170 M=N-64
00180 ON M GOTO 280,530,200
00190 GOTO 160
00200 SPEED 50:END
00210 REM "read keyboard"
00220 POKE 257,1
00230 X1$=""
00240 X1$=KEY$
00250 N=ASC(X1$)
00260 RETURN
00270 REM
00280 REM "Large letters"
00290 DATA 128,64,32,16,8,4,2,1
00300 RESTORE 290:FOR J=1 TO 8:READ L1(J):NEXT J
00310 LORES
00320 CLS:X=0:Y=48
00330 GOSUB 230
00340 IF N=8 THEN 320
00350 IF N=9 THEN 120
00360 IF N=10: X=0:Y=Y-16:N=128: IFY<15THEN320
00370 IF N=128 THEN 330
00380 IF N=127: IF X>0: X=X-10:GOTO480
00390 M=16*N+64440
00400 FOR I=1 TO 16
00410 IN#0 OFF:OUT 11,1:Q=PEEK(M+I-1):OUT 11,0:IN#0 ON
00420 FOR J= 1 TO 8
00430 IF Q>=INT(L1(J)):Q=Q-INT(L1(J)):SET X+J,Y-I
00440 NEXT J:NEXT I: X=X+10
00450 IF X>110: X=0: Y=Y-16
00460 IF Y<16 THEN 320
00470 GOTO 330
00480 FOR I=1 TO 16:FOR J=1 TO 8
00490 RESET X+J,Y-I
00500 NEXT J:NEXT I
00510 GOTO 450
00520 REM
00530 REM "Very large letters"
00550 RESTORE 290:FOR J=1 TO 8:READ L1(J):NEXT J
00560 Y=0: INVERSE:NORMAL
00570 FOR A=0 TO 16: POKE 63488+A,255:NEXT A
00580 N=63:GOTO640
00590 GOSUB 230
00600 IF N=9 THEN 120
00610 IF N=8 :Y=1:N=63
00620 IF N=10 :Y=0:N=63
00630 IF N=128 THEN 590
00640 CLS
00650 K=61460:M=16*N+63488
00660 POKE 62399,N
00670 FOR J=0 TO 15
00680 I=PEEK(M+J): IFY=0: I=255-I
00690 FOR Q=1 TO 8
00700 IF I>=INT(L1(Q)): I=I-INT(L1(Q)):POKE K+2*Q,128:POKE K+1+2*Q,128
00710 NEXT Q
00720 IFY=1:POKE K+18,128:POKE K+19,128
00730 K=K+64
00740 NEXTJ
00750 GOTO590
```



## MUSICAL NOTE FREQUENCIES

Tom Moffat, Fern Tree Tas.

Have you ever suspected that your piano is out of tune? Or are you building a synthesizer, and want to tune it. Or are you just curious? The program listed below will tell you the frequency of any music tone to within several decimal places. Admittedly it's probably 'overkill' but the program is fun to play with (not another pun...) and maybe even educational. Although it's written for the MicroBee, that computer's particular tricks have been avoided. So the program should run on any computer with few modifications.


The program asks for two inputs. First, the musical note in question, expressed in standard notation (C#, Ab, B). You must then specify what octave the note lies in. 0 is the octave containing middle C. -1 is the octave below it, -2 is two below, 1 is the octave above the one with middle C, and so on. After a short delay the program reveals the note's frequency. The program as shown works on the standard piano tuner's scale, based on perfect fifths and stretched octaves. In this scale a note an octave higher isn't twice the frequency, it's twice plus a bit. Each semitone is the seventh root of 1.5 times the note before it.

The program can be changed to work on the 'perfect' musical scale in which each octave is exactly double the previous octave. In the 'perfect' scale each semitone is the twelfth root of two above the note before it.

The perfect scale was used by European musicians until the 17th century when the advent of pianos and the tendency of composers to change key forced a more complex method of tuning.

To see how things were then, change line 230 to read 'F1=440\*(2 (1/12)) B1'. In either case the calculations start from the international standard 'A' of 440 Hz.

The mathematics in the program is capable of producing some interesting results for those with fertile minds. Consider, for instance, a piano with a keyboard 50 octaves wide. The lowest note, the 'A' 25 octaves below middle C, would produce one audio cycle in 22.226 hours, just under a day. The highest note, 'E' 25 octaves above middle C, would have a frequency of 11.595 GHz, well into the microwave band. The piano would be 8 meters wide, so to play it you'd need to have the arms of King Kong, or be able to run pretty fast.



Cracking a problem. Tom Moffat demonstrating his subtle fault-finding techniques on the Microbee.

```
00100 REM MUSICAL NOTE FREQUENCIES
00110 REM Tom Moffat
00120 REM
00130 DIM N1(2,17)
00140 FOR I=1 TO 17
00150 READ N1(1,I),N1$(2,I)
00160 NEXT I
00170 INPUT "ENTER A NOTE ( C#, Ab, etc.)";A1$
00180 INPUT "WHAT OCTAVE ( -1, 0, 1, etc.)";B1: B1=B1*12
00190 F=0: FOR I=1 TO 17
00200 IF A1$=N1$(2,I) THEN LET B1=B1+N1(1,I): F=1
00210 NEXT I
00220 IF F=0 THEN PRINT " >>> IMPOSSIBLE NOTE!": GOTO 170
00230 F1=440*(1.5^(1/7))^B1
00240 PRINT: PRINT " ** NOTE FREQUENCY IS";F1;" Hz."
00250 PRINT: PRINT: GOTO 170
00260 DATA -9,"C",-8,"C#", -8,"Db",-7,"D",-6,"D#", -6,"Eb"
00270 DATA -5,"E",-4,"F",-3,"F#", -3,"Gb",-2,"G",-1,"G#"
00280 DATA -1,"Ab",0,"A",1,"A#",1,"Eb",2,"B"
```

## 3D GRAPH GENERATOR

M. Kosteckí, Elizabeth Park SA

This program demonstrates the excellent graphics capabilities of the Microbee. Plots of three dimensional surfaces are shown in high resolution graphics (HIRES). These look like those computer shapes with grids that you may have seen before.

The equation of the surface is changed in line 160 using the EDIT mode. To start with, here's some interesting equations;

```
Z1=SQR(ABS(X1*Y1/28))^2-Y1/16
Z1=FLT(INT(Y1)/4+INT(10-X1)/4)
Z1=X1*X1/32+SIN(Y1/2)*2
Z1=COS(X1*Y1/8)/2.4-Y1/14
Z1=X1/4-Y1*Y1/28-X1*X1*Y1/200-Y1/4
Z1=EXP(-ABS(X1/3)-ABS(Y1/3))*10
```

The number which changes rapidly in the top left corner is the number of PCG characters used and so must be kept below 128 or the program will freeze before the surface is finished. Try changing numbers in the above equations to see what differences they cause.

```
00100 REM ### 3D Graph Generator ###
00110 REM # Miroslav Kosteckí #
00120 DIM T(20,20): SD4: HIRES
00130 ON ERROR GOTO 270: REM #Stop on error
00140 FOR X=0 TO 20: FOR Y=0 TO 20:REM #Y slices
00150 X1=FLT(X-10): Y1=FLT(Y-10)
00160 Z1=ABS(X1)/4+ABS(Y1)/4: REM #Equation
00170 A=INT(X1+X1+Y1)^4+256:U=INT(Z1^8+Y1^4)+128
00180 IF Y=0 THEN 200
00190 PLOT B,C TO A,U: CURSOR: PRINT [14 USED];
00200 B=A: C=U: T(X, Y, 1)=A: T(X, Y, 2)=U
00210 NEXT Y: NEXT X
00220 FOR Y=0 TO 20: FOX X=0 TO 20:REM #X slices
00230 A=T(X, Y, 1): U=T(X, Y, 2): REM #Stored points
00240 IF X=0 THEN 260
00250 PLOT B,C TO A, U: CURSOR: PRINT [14 USED];
00260 B=A: C=U: NEXT X: NEXT Y
00270 GOTO 270: REM #Wait a long time.
```

Now you can write your own equations using the above equations as examples. A good, clear result can be obtained by experimenting with your own equations to change the depth of angle.

To keep the program short and simple, lines behind a surface are not removed. You may like to add this yourself to improve clarity.

## 32K UPGRADE


J. Richards, Jamboree Heights Qld.

MicroBee owners who attempt Tom Moffat's suggestion for upgrading their machines from 16K to 32K (ETI May 1983, p96) should be aware of a problem they will encounter as a result of not having the revised BASIC ROM set supplied by Applied Technology.

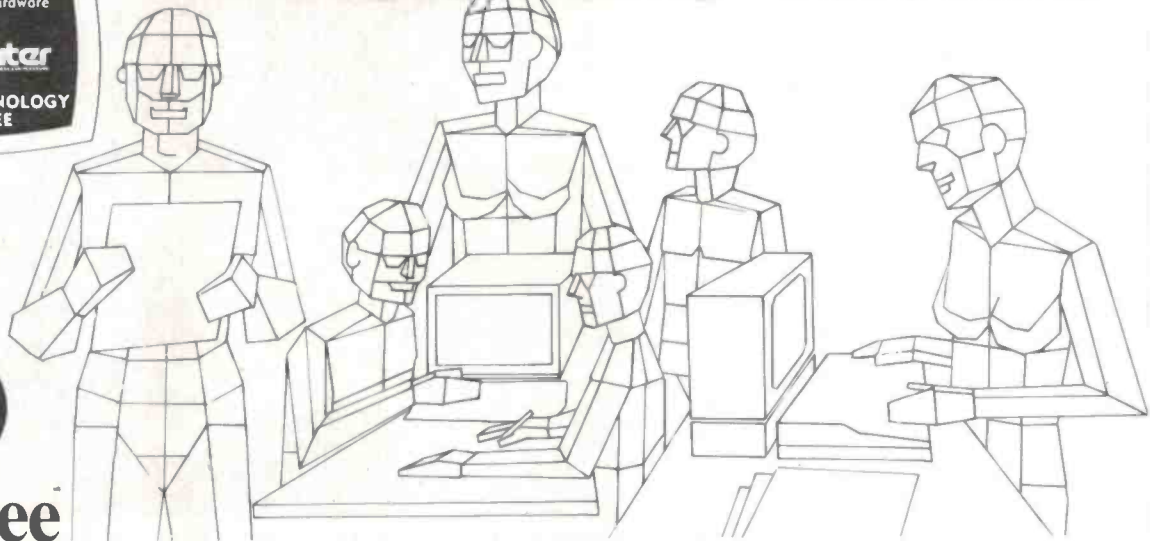
The memory test routine as listed will leave the last byte of memory complemented if RAM is found to extend to address 7FFFH. Routines that store data extending from the top of RAM downwards will find this data corrupted on each reset or self-test.

**TOP SELLING  
AUSTRALIAN COMPUTER**

# Coming to terms with the future



**microbee**



## Education

microbee is now officially recognized as Australia's Educational Home Computer. With the release of BEENET 2 it is now possible to NETWORK 16 or more microbees in a classroom with each student station linked to the teacher's file server to produce the ideal classroom system sharing printers, disk drives and rapidly transferring information as required.

## Personal Business Use

People don't only want to just use a personal computer. Computers are

for doing something useful in the world. Man uses TOOLS to achieve his goals. microbee recognises this and provides Wordprocessing, Communications, BASIC and a host of utilities inside each unit. In all cases microbee is being used as a TOOL in the service of mankind.

## Family Entertainment

Not all applications need to be so serious. microbee is ideal as a basis for exciting and stimulating games for all the family. Fast moving graphics, sound effects and over 200 top quality popular games mean your microbee is ideal for family fun as well.

Why not try your hand at Micro Space Invaders, Robotman, or play Bee Monopoly the 1984 way. Think you know a lot about chess? Try your skills against microbee... it can also show how to improve your game...

## Personal Finance

microbee is a powerful calculator and can be used to improve your personal financial planning, start a data base or even schedule your appointments. microbee is indeed a modern tool for today's times, enabling young and old to come to terms with the future in a constructive, informative and entertaining way.

SERIES 2

## EXPERIMENTER

By popular request, the low cost microbee Series 2 Experimenter has been designed for those who are starting out in the fascinating world of computers or those who want to share the fascination of exploring the exciting developments in the fast moving MICROWORLD. All microbees can be expanded at any time.

microbee Experimenter .....\$399

SERIES 2

## EDUCATOR

The microbee Series 2 Educator was specifically designed to serve the needs of the education market. This is recognised by the fact that the microbee has been chosen by the NSW, WA, Queensland and the Australian Schools Commission as a recommended computer for use in schools. With the exceptional performance at a realistic price, powerful software designed for Australian curriculum needs, microbee is now in wide use throughout primary, secondary schools, technical colleges and universities.

microbee Educator .....\$449



SERIES 2

## ADVANCED PERSONAL COMPUTER

The microbee Series 2 APC with 500K Disk Drive is the most powerful and best priced/performance computer in its class. The APC is now supplied 'bundled' with WORDSTAR, MULTIPLAN, microbee BASIC, CP/M 2.2 plus MICROWORLD packages such as disk WORDBEE, EDASM, BASIC as well as vital utilities such as CONFIG, FORMAT, COMPARE. Comprehensive Microworld User Manual also supplied.

microbee APC (Single Disk Drive) .....\$1495  
microbee APC (Dual Disk Drive) .....\$1795



# The Solution: microbee Personal Communicator

Our top selling portable microbee, the Personal Communicator now features Telcom1 firmware, WORDBEE, Microworld BASIC, machine code MONITOR, ADM-3A terminal emulation, self-test in 28K of ROM with 32K of CMOS battery backed user memory, high resolution PCG GRAPHICS, SERIAL AND PARALLEL I/O ports, programmable cassette interface, and direct monochrome video output.

Add the low cost BEEMODEM and your Personal Communicator uses the home telephone line to become a complete home terminal ready, willing and able to communicate with other computers worldwide.

Microworld BASIC has long been a powerful feature of the microbee. A vast library of educational, entertainment and utility software is now widely available on the market. Microworld BASIC supports full high resolution graphics, colour if required, music, I/O data can be directed at will and, best of all, MW BASIC is a breeze to learn to program yourself.



microbee Personal Communicator . . . **\$499**

## microbee computer centres

1 Pattison Ave.  
Waitara 2077.  
Phone (02) 487 2711

729 Glenferrie Rd.  
Hawthorn 3122.  
Phone (03) 819 5288

141 Stirling Highway,  
Nedlands, Perth.  
Phone (09) 386 8250

Coolman Court,  
Weston A.C.T. 2611.  
Phone (062) 88 6384

151 Unley Road, Unley,  
S.A. 5061. (08) 272 1384

455 Logan Road,  
Stones Corner,  
Qld 4120

Koala Crescent,  
West Gosford 2250.  
(043) 24 2711

Authorised Dealers in:—

**NSW:** Carlingford.  
Coffs Harbour. Concord.  
Hurstville. Lismore.  
Sydney. Waterloo.  
Wauchope

**VICTORIA:**  
Glen Waverley.  
Melbourne.

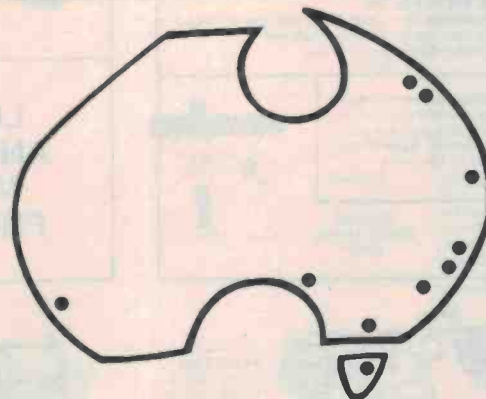
**QUEENSLAND:**  
Aitkenvale. Cairns.  
Milton.

**SOUTH AUSTRALIA:**  
Adelaide. Edwardstown.  
Port Lincoln.

**WESTERN AUSTRALIA:**  
Mount Tom Price.

**TASMANIA:**  
Launceston

**ACT:**  
Belconnen. Weston.



Shops and Dealers  
Australia wide



welcome here  
DIRECT ORDERS  
PHONE (02) 487 2711  
TELEX AA72767

APPLIED  
TECHNOLOGY  
RETAIL PTY LTD



microbee

# JUNE SPECIALS

AVOID DISAPPOINTMENT  
—ORDER EARLY

## THE M5 CREATIVE COMPUTER

From SORD—Japan's foremost computer Manufacturer—Mightier than the pen.

The ideal home computer—colour graphics like no other.

Four screen modes—comes complete with—

\*BASIC I—Comprehensive beginners basic.

\*BASIC G—Powerful graphics and functional

Basic—easy to use—no limits

Design your own games or graphic routines—combine graphics with functional or control routines.

2 Joypads—To suit games activities.

FALC—Spreadsheet & information file management facility with variable page size, calculation graph, & sorting functions

Games—Tape & cartridge



### Excellent Documentation

Features—Predominately screen oriented Memory—8k ROM 20k RAM expandable  
Keyboard—Qwerty with pressure keys. Outputs—RF (Video & Audio) PAL  
—Composite Video (R, G, B) PAL

—Audio

Cassette interface, cables included.

Centronics port

Power adaptor included

15 colours on screen

Z 80 A processor

3 note music chord sound capability

\*ROM cartridges—include extra RAM

Value at \$398.00

Planned  
Developments  
Thermal Printer  
Expansion Interface  
Controls Interface  
Floppy Disc  
etc.

## DRILLS FOR PROFESSIONALS

VALUE • QUALITY • RELIABILITY

Use these products and improve efficiency



PISTOL DRILL  
IN STAND  
12V DC

\$35.00  
000-62-402 Pistol Drill—\$39.22 incl. S/Tax.  
Single speed unit ideal for production line board  
assy. & repairs also modelling and  
prototypes—7000 RPM.  
000-64-493 Drill Stand—\$39.22 incl. S/Tax  
\$35.00



2 SPEED PISTOL DRILL  
12V DC

\$45.00  
000-62-251—2 SPEED Pistol Drill \$47.00 incl.  
S/Tax.  
850 and 7000 RPM. Torque plus for the heavier  
jobs. SUPERB VALUE.  
Power supply to suit above—000-62-608 12V.  
1A, \$17.40 incl. Tax.  
Workshop Kit—Case, Pistol Drill, Stand, Orbital  
Sander, Jigsaw, Flexible Shaft and  
extras—\$200.00 incl. S/Tax.  
\$180.00



MD1  
General  
Purpose  
6 Speed  
850 to 3100  
RPM

Compact Bench Drills for  
volume operations. Fast,  
reliable. Value plus for  
production. \$199.00 incl.  
Vice. S/Tax extra.  
240V AC \$190.00

MD1H  
Printed  
Circuit  
Board  
2 Speed  
8000 & 12,000  
RPM



Send Self Addressed Envelope for full price and accessory list  
All prices include postage, packing, handling, insurance, etc.

NAME .....  
ADDRESS .....

BANKCARD NO.  
OR CHEQUE

EXPIRY  
DATE .....

VALUE .....

**minitool**  
AUSTRALIA PTY. LTD.  
134A AYR STREET,  
DONCASTER, VIC. 3108  
Tel. 850 9887



Post & Pack  
To \$25+\$3.50  
To \$100+\$5.00  
To \$150+\$7.00  
To \$400+\$10.00  
Over \$400+\$14.00

## SPECIAL INTRODUCTORY OFFER

Quality products—Outperform meters costing much more

Multimeters—Mi L.C.D. series

Featuring—0.5% accuracy, overload protection, diode test, audible continuity check 9V battery operation, long battery life, low battery indicator

5 DCV Ranges 200mV to 1000V F.S.

5 ACV Ranges 200mV to 750V F.S.

6 DCA Ranges 200µA to 10A F.S.

6 ACA Ranges 200µA to 10A F.S.

6 Ω Ranges 200 Ω to 20 M Ω F.S.



### Additional Features—

Type	Trans. HFE	Conductance	Logic Levels	Pulse Latch	Pk. Hold	Price
6000Z						\$78
6600C	✓					\$84
6800LM		✓		✓		\$90
6900LP		✓	✓	✓	✓	\$95

Also type 7000FA—4½ digits!!

0.05% accuracy—ranges as above with conductance, logic level detector and frequency counter feature.

\$189.50—precision plus in your hand—unbeatable value!

Carry cases for all above as illustrated \$6.00

\*Except 6000Z—has 3 ranges as above

## IS FINISH A PROBLEM?


Trim and Rework whilst Assembling?  
Special shapes? Prototype construction?  
Product need that little touch?

WE HAVE THE ANSWERS



Jigsaw  
12V DC

\$35.00  
000-62-108 JIGSAW—\$39.22 incl. S/Tax. Cuts  
anywhere—1mm radius corners. Wood, plastic,  
fibreglass, aluminium, PCB's—to ¼" thick. A  
MUST!  
000-62-117 Coarse, 000-62-144 Fine  
Blades—\$2.49 Set of 10.



Angle Grinder  
12V DC

\$45.00  
000-63-605—ANGLE GRINDER \$47.70 incl.  
S/Tax. REAL BITE—Dresses boards and parts  
easily and quickly. Essential for production  
line—speeds up assembly operations.

Engrave Names and Numbers—Fine finishing  
18000 RPM.  
12V power supply. 000-62-608 \$17.40 incl.  
S/Tax.

LCD. DVM.  
AND DISPLAY  
MODULES  
FROM \$33.00

\$29.50  
~~\$30.74~~  
incl. s/tax  
Gravilo  
12V DC



### TOYO MINI-LATHE

\$530 + s/tax



Standard as shown  
Centre height—50mm  
Swing (Carriage)—50mm  
Cast Iron Bed  
Between Centres—250mm  
Swing (bed)—100mm  
Thru head—12.5mm  
Options—  
Taper Turning, Screw Cut, etc.



## Micro-ohmmeter

**P**aton electronics are the distributors of the Valhalla 4300b digital micro-ohmmeter.

The 4300b has been specifically designed to facilitate measurement of large inductive loads, such as large power transformers. Its test current can be as high as 10 A on some ranges.

The makers claim that because of this high current rating it is ideal for all kinds of measurement where low resis-

tance or high inductance may be found.

An unusual feature of the 4300b is that it has an 'automatic temperature compensation' network that automatically corrects the readings to indicate the actual temperature of the sample at a predetermined base point.

More information is available from **Paton Electronics**, 90 Victoria St, Ashfield NSW 2131. (02)797-9222.

## Dynamic signal analyser

**H**ewlett-Packard's dynamic-signal analyser, the HP 3561A, is claimed to have a high performance and measurement versatility for real-time spectrum analysis with additional capabilities for network measurements and waveform recording.

The HP 3561A provides an 80 dB dynamic range over a 100 kHz frequency range with an amplitude accuracy of  $\pm 0.15$  dB.

Flexible 'zoom' analysis gives a resolution of 0.000640 Hz. Typical real-time measurement rates are 7.5 kHz in the fast display mode and 3 kHz in the normal display mode.

A band-limited, band-translated noise source built into the HP 3561A, combined with trace math, enables the instrument to make amplitude or phase net-

work measurements.

Network analysis measurements include characterising frequency response of analogue, crystal or switched-capacitance filters, baseband amplifiers, switching power supplies, modems and weighting filters.

A 13-bit, 256 kHz analogue-to-digital converter and a 40K sample time buffer allow users to capture and analyze events containing up to 100 kHz frequencies with 80 dB of alias protection.

The HP 3561A can be used for vibration and acoustic analysis, interpreting vibrations in the areas of dynamic balancing, run-up or coast-down and acoustic-noise emission.

For more information contact **Hewlett-Packard Australia Ltd**, 31-41 Joseph St, Blackburn Vic. 3130. (03)895-2895.



## New digital storage CRO

**A** new digital storage oscilloscope featuring an extremely high sampling rate has been announced by **Gould Inc. Design and Test Systems Division**.

Designated the 4030, this digital storage oscilloscope brings the benefits of digital storage techniques to new application areas such as the testing of microprocessor-based systems and video equipment.

The 4030 features a 20 MHz real-time digitising rate which allows the capture of medium to high frequency input. This feature permits its use in a wide variety of applications, from power supplies to telecommunications.

At the touch of a button the 4030 can become a real-time oscilloscope, able to display repetitive signals. This proves an asset to engineers who need to view minor fluctuations such as amplitude modulations in a stable frequency.

Dual channel simultaneous recording ensures there is no loss

of time resolution when studying two operations. Individual channel hold allows a reference signal to be stored and compared against what is being concurrently recorded on the other channel.

The ability to designate 'master' and 'slave' roles offers further flexibility. Individual 4030s can be programmed to operate at the same clock times as the 'master', enabling simultaneous operation as each machine looks at a different aspect of the same system.

In addition, the 4030 includes 8-bit vertical resolution, 1K memory per channel giving high resolution in both X and Y direction and an analogue plotter output.

For further information contact **Elmeasco**, P.O. Box 30, Concord NSW 2137. (02)736-2888.

## Aaron DMMs

**N**eotronics, who handle the Aaron range of DMMs, has announced three new models.

The units are styles MM220, MM230 and MM210. All feature auto and manual range control, audio continuity and diode test facilities.

The difference between them is accuracy, and of course, price.

The MM220 is accurate to 0.05%, the MM230 to 0.25% and the cheap (\$59) MM210 comes in at 0.75%.

Neotronics also handles Neuberger digital panel meters. For a catalogue of specifications and prices write to Neotronics at P.O. Box 289, Newport NSW 2106. (02)918-8220.






# ROD IRVING ELECTRONICS

425 HIGH ST, NORTHCOTE 3070 VIC

PHONE (03) 489 8866

## THIS MONTH'S KITS



### ETI-275 BATHROOM STRIP HEATER TIME-OUT

Ever left your bathroom strip heater on all day? Sure boost the electricity bill! This simple project automatically turns off the heater after allowing you enough time for morning ablutions. Just pull the switch cord when you walk in the bathroom of a morning and the project does the rest!



### ETI-1523 ELECTRONIC SCALES

In response to reader demand, we've devised a digital readout electronic scales project. Using a unique technique of having a printed circuit strain gauge bridge **printed on the board**, this project avoids the necessity of using difficult to get strain gauge sensors as well as the necessity of their set-up and calibration.



### ETI-669 PANGALACTIC EPROM ERASER

If you walk into the restaurant at the end of the universe and tell the bartender you're confused, he'll say "don't panic, have a pangalactic gargleblaster. It will erase your current existence allowing The Master to reprogram you for another time and space". Well, our little EPROM eraser does a similar job for your 2716s, 2732s, 2764s... et al. Parts list attached.

### Led Head Lightchaser



(Battery and headband extra)

**\$12**



### PLUG PACK REGULATOR

Plugpack Extra

**\$14**



### STEREO SYNTHESISER FOR TUNERS AND VCRs

Enjoy the benefits of stereo sound from your video cassette recorder, TV or AM tuner with this Stereo Synthesiser. The circuit uses just four ICs and is easy to build.



**\$55.00**

### REMOTE INFRARED TV SOUND CONTROL



E.A. JANUARY '83"

Designed to relieve the long-suffering TV viewer from painful, brain-killing advertisements, our TV Sound Control provides remote control of volume. It gives eight steps of control, including full off, when total silence is called for. Give yourself a break and relieve advertising tedium today.

**\$40**

### PH METER



with probes

**\$135**

### 12/240 volt Inverter

40 WATTS



**\$49.50**

### EA ELECTRONIC STARTER

FOR FLUORESCENT LAMPS



**\$4.95**

### EA POWER UP



**\$38.50**

EA NOV 1982

### BOGGLE GOGGLES



Short form

**\$9.60**



**\$48.50**

Engine Analyser Kit

### EA DIGITAL READOUT FOR SW RECEIVERS

**\$72.00 COMPLETE**

OCTOBER EA 1982



Want to add digital frequency readout to an AM radio or shortwave communications receiver that uses an old-fashioned analog dial? This unit features a bright four-digit LED display, 1kHz resolution, and a 0.2s update time that's fast enough to follow the tuning knob.

#### SPECIFICATIONS

Ranges (full scale): 0-10MHz and 10-30MHz (optional).

Display: Four digit

Resolution: 1kHz with division switch set to divide by one; 10kHz with division switch set to divide by 10.

Sensitivity: Less than 100mV from 500kHz to 30MHz.

Offset frequency: Prototype set to 455kHz, but any offset frequency can be programmed.




**\$189.00**

### Analogue and Digital Storage CRO Kit

### EA EASY-TO-BUILD FREEZER ALARM

**\$21**

OCTOBER EA 1982



OVER 200 NOW SOLD

### EA INVERTER INCLUDING TRANSFORMER 300 WATTS

**\$195**



JUNE EA 1982

P & P \$10.00  
Anywhere  
In Australia

#### SPECIFICATIONS FOR 300W INVERTER

Nominal Supply Voltage	12V DC
Output voltage	see table
Frequency	50Hz ± 0.05%
Regulation	see table
Maximum Load	300VA
Current Limiting	30A (primary)
Efficiency	see table

Resistive load W	Output voltage (RMS)	Input Current (A)	Efficiency (%)	Battery life 40Ah/20h rate (minutes)
no load	210	1.2	0	
40	235	4.5	60	240
100	240	11.3	62	80
140	240	15.0	69	60
200	240	20.1	78	50
240	240	24.0	79	32
300	235	29.6	82	28

48-50 A'BECKETT ST, MELBOURNE 3000 VIC

PHONE (03) 347 9251

Mail Order Delivery Instructions: Minimum Pack and Post \$3.00 for Australia Post. Please allow extra for bigger orders and Certified, Airmail or Registered Post. Minimum order is \$5.00. Please address orders to Mail Order Department, PO BOX 235, NORTHCOTE, 3070, VICTORIA. PHONE (03) 481 1436.



## Semiconductor source book

The 1984 International edition of 'IC Master' has been published by Hearst Business Communications. The new edition lists key specifications for more than 38 000 integrated circuits, microcomputer boards, microprocessor development systems, PROM programmers, and custom/semicustom integrated circuits made by 220 manufacturers.

Only products currently available worldwide are described in the product data tables. Both new and discontinued devices, however, are shown in an alternate-source directory which provides information on replacements, and lists approximately 60 000 IC substitutions.

The two-volume set contains more than 3300 pages, and weighs 4.1 kilograms (approximately 9 pounds). Divided into 20 sections (such as microprocessors, memories, linear integrated circuits, custom/semicustom ICs, etc), each product group is organised by key specifications. For example, all 64K dynamic memories are grouped together by organisation, and then arranged in order of speed.

As an example of the use of IC Master, suppose an engineer needs a CMOS single-pole, single-throw analogue switch with a driver. All of these devices are grouped together, first arranged

by increasing 'on' resistance, and then by increasing signal range and supply voltage. Although the IC with the exact specifications may not exist, he will be directed to the one that is closest to his needs.

More than 70 IC manufacturers, including Advanced Micro Devices, American Microsystems Inc, Fairchild, Harris, Intel, Motorola, National Semiconductor, Plessey, RCA, Signetics, Texas Instruments, and Zilog have supplemented the editorial material and tables in IC Master with extensive data-sheet sections.


The eleven technical data sections in IC Master, organised by function and key parameters, are Military, Digital, Interface, Linear, Memory, Microprocessor, Microprocessor Development Systems, Microcomputer Boards, Microcomputer Support Boards, Custom/Semicustom ICs, and PROM Programmers.

The eight supporting sections



are the Advertiser's Product Index, Part Number Index, Part Number Guide (in this section, each company's part numbering system is explained), Guide to Logos, Application Note Directory, Alternate Source Directory, Manufacturers' and Distributors' Directory, and Function Index (in this section, all functions found in IC Master are arranged in alphabetical order).

The Australian distributor is A. J. Distributors, P.O. Box 71, Prospect SA 5082. (08)269-1244.



### 'NIF'ty IC socket

The Adelaide distributor, Mayer Kreig, has begun distribution of the world's first no insertion force (NIF) IC socket.

The IC is clamped into the socket by a small locking tab on the side of the socket. The IC can be easily removed by releasing the lock.

Mayer Kreig advise insertion and locking tools will be available shortly.

Contact Mayer Kreig and Co at G.P.O. Box 1803, Adelaide SA 5001. (08)223-6766.

### MOSFETs of the third kind

Siemens has developed a new, third generation device, the BUZ 211, which moves a step closer to overcoming the usually slow recovery time of the inverse diode connecting the drain and source.

With the introduction of Siemens' 300 ns fast-recovery epitaxial diode (FRED), the slow reverse recovery time of the diode — a problem inherent in all power MOSFETs — has been slashed fivefold compared to average devices.

The new family of power MOSFETs eliminates the addition of external freewheeling diodes or other protection circuits for PWM motor control applications, in which the transistors are connected in bridge style configurations.

The first transistor in this series, the BUZ 211, features a 500 V rating with a continuous drain current of 9 A (27 A peak). It is packaged in a TO-3 housing, capable of dissipating 125 W.

For more information contact Promark Electronics, 366 Whitehorse Rd, Nunawading Vic. 3131. (03)878-1255.

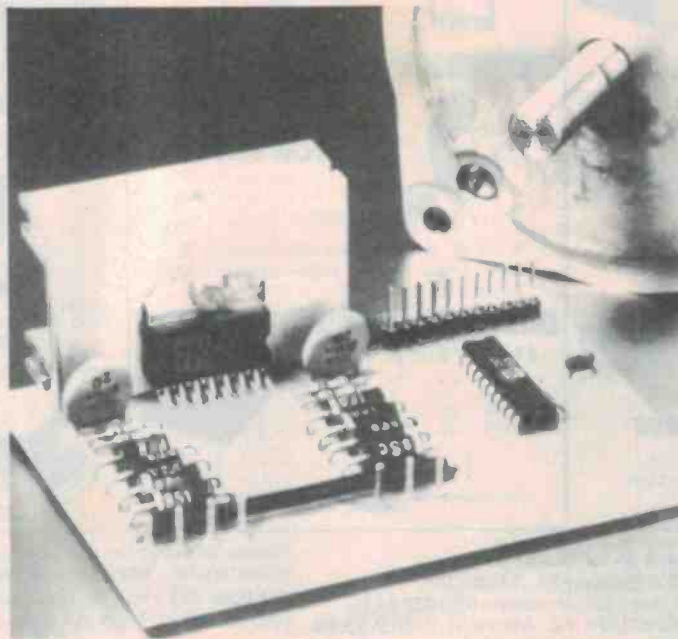
### Stepper motor controller

The Italian SGS company has just released its stepper motor controller onto the Australian market through the local distributor, Ellistronics.

The controller comes as two chips, the L297 controller and the L298 driver. Between the two of them they form a complete micro-to-motor interface.

The L298 driver can deliver up to 200 W to the motor. Where this is not necessary a smaller version, the L293E may be used. This has a 36 W output.

For information contact Ellistronics, 797 Springvale Rd, Mulgrave Vic. 3170. (03)561-5844.







# PRE-STOCKTAKE SALE

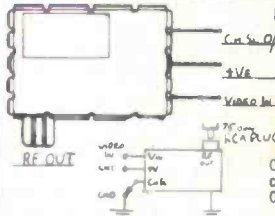
ENDS 15TH JULY 1984

## PANEL MOUNTING RCA SOCKETS



P10232	2 way	1-9	10+
		.35	.30
P10234	4 way	.45	.40
P10236	6 way	.60	.50

## VIDEO RF MODULATOR UNBELIEVABLE PRICE



L16040

1-9	10+
\$4.95	\$3.95

Our RF Modulators are channel selectable either Channel 0 or Channel 1

## DELUXE METAL CABINETS



A "STEEL" AT THESE PRICES

H10442	150x61x103mm	1-9	10+
		3.95	2.95
H10444	184x70x160mm	4.95	3.95

## CANNON TYPE CONNECTORS DIRECT IMPORT PRICE



P10960	3 PIN LINE MALE	1-9	10+
		1.90	1.60
P10960	3 PIN CHASSIS MALE	1.90	1.60
P10964	3 PIN LINE FEMALE	2.50	2.10
P10966	3 PIN CHASSIS FEMALE	2.90	2.20

## 1/4 WATT 5% RESISTORS E24 VALUES CARBON FILM

\$1.00 per hundred That is 0.75 of a cent each  
\$7.50 per thousand But Must Be The Same Value

## 34 WAY EDGE CONNECTORS FOR DISK DRIVES

SCOOP DIRECT IMPORT PURCHASE



1-9	10+
\$5.95	\$4.95

## HIGH CLASS INSTRUMENT KNOBS



Half price this month

H10080	35mm	.50
H10061	24mm	.45
H10082	20mm	.40
H10063	15mm	.38

## KEY SWITCHES



1-9	10+
\$3.95	\$3.75

## MINIATURE PCB RELAYS



Massive 3A contacts at 24VDC or 100VAC Nominal 12V Coil but will work OK from 9-15V.

SPECIFICATIONS	S.P.D.T. S14060	D.P.D.T. S14061
Nominal Coil Voltage	12V	12V
Contact Current (max)	3A	3A
Contact Voltage (max)	125VAC	60VAC
Coil Resistance	400 ohm	300 ohm
PRICE		
1-9	\$1.20	\$1.50
10-24	\$1.00	\$1.20
25-99	\$0.80	\$1.00

## ECONOMY TOGGLE SWITCHES



S11010	SPDT	1-9	10+
		1.00	.70
S11020	DPDT	1.20	.80

## HORN SPEAKER



WOW \$6.95

C12010

5" A. B. S. Material Horn Speaker 8 ohm. Freq. Range: 600-5000Hz Max Power: 8 W

## BRIDGES & DIODES

6A 400V Bridge \$1.50

1-9	10+	100+	
IN5404	.20	.18	.14
IN5408	.25	.20	.15



## DISCOUNTED PANEL METERS BUT BE QUICK FOR THESE



PANEL METERS	NORMALLY	THIS MONTH
Q10500	MU45 0-1mA	9.75 6.95
Q10502	MU45 50-0-50uA	9.75 6.95
Q10504	MU45 0-100uA	9.75 6.95
Q10505	MU45 0-50uA	9.75 6.95
Q10518	MU45 0-1A	9.75 6.95
Q10510	MU45 0-5A	9.75 6.95
Q10515	MU45 0-10A	9.75 6.95
Q10520	MU45 0-20V	9.75 6.95
Q10525	MU45 0-30V	9.75 6.95
Q10535	MU45 VU	10.95 8.95
Q10530	MU52E 0-1mA	10.95 7.95
Q10533	MU52E 0-5A	10.95 7.95
Q10538	MU65 0-50uA	13.95 7.95
Q10540	MU65 0-1mA	13.95 7.95
Q10550	MU65 0-100uA	13.95 7.95
Q10560	MU65 0-20V	13.95 7.95

## IC SOCKETS (LOW PROFILE) HOW CHEAP CAN THEY GO




	1-9	10-99	100-999	1000+
8 Pin	.15	.14	.12	.9
14 Pin	.16	.15	.14	.10
16 Pin	.17	.16	.15	.11
18 Pin	.18	.17	.16	.13
20 Pin	.29	.28	.27	.26
24 Pin	.35	.33	.32	.28
40 Pin	.45	.40	.35	.30

## 5 WATT RESISTORS WE ARE OVERSTOCKED YOU REAP THE SAVINGS

1-9	10-99	100+	1/2 PRICE
.25	.22	.20	

## MORE PANEL METER BARGAINS



Normally 1-9 10+ 4.50 3.95

Q10400 250 uA Sensitivity Panel cut-out 36mm x 16mm. Mounting hole centres at 49mm.



Normally 1-9 10+ 4.95 4.50

Q10405 250 uA Sensitivity centre 'O' very useful for balanced circuit and applications needing a centre 'O' or null indication.



2 1/4" Speaker Only \$1.00



Errors & omissions excepted.

## ROD IRVING ELECTRONICS

425 High St., Northcote, Vic. 48-50 A Beckett St., Melb., Vic.  
Phone (03) 489 8866, (03) 489 8131, Mail Order Hotline (03) 481 1436  
Mail orders to P.O. Box 235 Northcote 3070 Vic. Minimum P & P \$3.00.

Please address tax exempt, school, wholesale, and dealer enquiries to: **RITRONICS WHOLESALE**  
1st floor 425 High St. Northcote 3070 (03) 489 7099  
(03) 481 1923 Telex AA 38897

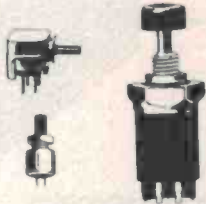


# Grayhill means switches... and much more



### Rotary Switches

Single deck, space saving. Multi-deck, 1 to 12 poles per deck—2 to 24 positions per pole—1 to 12 decks. Military and commercial types. Key-locks, momentary and isolated positions.




### Pushbutton Switches

Miniature in size, SPST, SPDT, DPST or DPDT circuitry. Wiping, snap action or butt contact. Lightable and non-lightable. 1,000,000 operations rating for some units!




### Keyboards

12, 16, and 20 button arrays. Matrix, single pole/common bus, 2 out of 7 (or 8), SPST thru 4PST and coded output circuitry options. 1/2", 11/16", or 3/4" button centers. Many legend choices. Long life rating at logic level switching loads. Tactile feedback even in sealed types. Lighted versions available.



### DIP Switches

Complete circuitry choices—SPST, 2PST thru 4PST, DPDT, BCD coded, circuit selector, and tap switch. Total seal capability, with potted base standard and top seal options. Reliable spring-loaded sliding ball contact system. Rocker, slide, side or toggle actuation.



### Solid State Relays

UL recognized and CSA certified. Panel or plug-in PC mounts. Up to 25 amp load switching and 250 amp surge capability. Designed to switch inductive loads in minimum package sizes.



**ACME<sup>®</sup> ACME ELECTRONICS**  
A Division of James Hardie Electronics (Haldex Trading Ltd. Inc. in Vic.)

VIC. 2-18 Canterbury Rd, Kilsyth 3137. Tel: 729 8999  
N.S.W. 120 Beaconsfield St, Auburn 2144. Tel: 648 2255  
QLD. 355 Montague Rd, West End 4101. Tel: 44 4131  
A.C.T. Electronic Components Tel: 80 4654  
S.A. Neil Muller P/L Tel: 272 8011  
W.A. J.G. Thomas & Assoc. Tel: 272 7122  
TAS. W.P. Martin P/L Tel: 34 2811 Hobart, 31 5545 Laun.

# What is better than NiCad for memory back-up?

## NEC



COMPARATIVE SIZE

# SUPERCAP of course!

### Unlike NiCad —

- It never needs replacing or maintenance.
- It does not exhibit discharge memory.
- It can be wired either way. Lack of polarity enables this.
- It can be soldered onto P.C.B.s with other components.
- It can be charged at high and low current rates, i.e. microamps to amps.
- It is completely safe. It will not explode under extremes of temperature, nor will it leak.
- It is small and compact.

Catalogue No.	Cap. (Farad)	Rated V. (V.D.C.)	Max. W.V. (V.D.C.)	Max. ESR* (Ω at 1 kHz)
FA0H105Z	1.0	5	5.5	2.5
FZ0H223Z	0.022	5	5.5	50
FZ0H473Z	0.047	5	5.5	40
FZ0H104Z	0.1	5	5.5	45
FZ0H224Z	0.22	5	5.5	25
FZ0H474Z	0.47	5	5.5	13
FZ0H105Z	1.0	5	5.5	7

\* Equivalent series resistance

TECHNICAL INFORMATION AVAILABLE ON REQUEST.

# SOANAR

**SOANAR ELECTRONICS PTY. LTD.**  
INCORPORATED IN VICTORIA  
30-32 Lexton Road, Box Hill, Vic., 3128, Australia.

VICTORIA: 895 0222  
N.S.W.: 789 8744  
Sth. AUST.: 42 8918

QUEENSLAND: 52 1131  
WEST. AUST.: 381 9522  
TASMANIA: 31 6533

# JAYCAR-YOUR No. SOURCE FOR VEHICLE KITS

## CONTACTLESS HALL-EFFECT "BREAKER POINTS"

A professionally engineered electronic ("breakerless") contact breaker system.

Yes, only Jaycar has a complete Hall-Effect triggerhead assembly designed to adapt to an extensive number of cars. Each kit contains the following:

- HALL EFFECT TRIGGERHEAD
  - MAGNETIC ROTORS FOR BOTH 4 & 6 CYLINDER CARS
  - OVER 6 CAM-LOBE ADAPTORS
  - OVER 12 DIFFERENT ADAPTOR PLATES FOR YOUR PARTICULAR DISTRIBUTOR
  - OTHER HARDWARE (i.e. SCREWS etc)
  - YOU CAN REMOVE THIS SYSTEM AND RE-EQUIP YOUR CAR WITH THE ORIGINAL BREAKER POINTS WHEN YOU SELL THE CAR!
  - AS EASY TO INSTALL AS A SET OF POINTS
  - INSTRUCTIONS (SIMPLE-TO-FOLLOW) INCLUDED
- This set is designed to fit most European and Japanese cars. In fact it will also fit many Australian cars fitted with Lucas, Bosch, Motorcraft, AC Delco or Autolite electrics. If you wish to check first, please send SAE for car/distributor list.

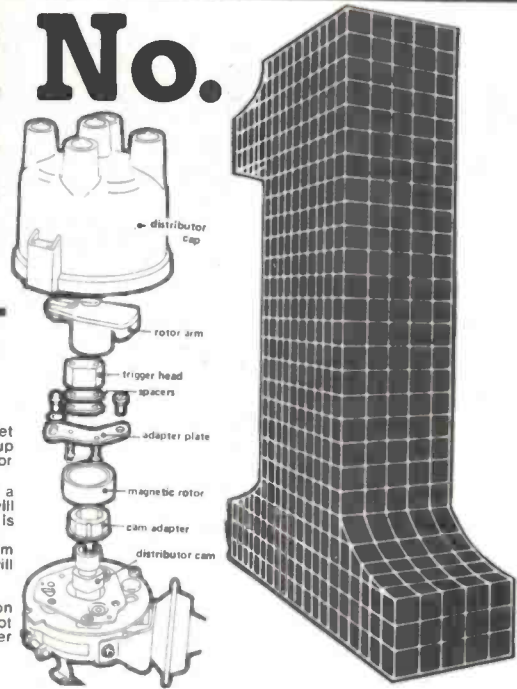
SEE EA DECEMBER 1983

Because we have no way of knowing, you get the fitting set for ALL of the distributors available. Basically you end up with a jar full of parts you don't need to use! (Perhaps for your next car?)

Quite frankly, we are amazed that we can supply such a comprehensive kit for this price. To produce a kit that will adapt to the dozens of different distributors around is amazing! Remember, once you have installed a breakerless system it will never wear out and that part of your system will remain in tune FOREVER.

Cat. KJ-6655  
PLEASE NOTE: This system must be used in conjunction with an electronic ignition. The Hall-Effect device will not switch enough current to replace the contact breaker points on their own!

# \$29.95



## TRANSISTOR ASSISTED IGNITION HALL-EFFECT "BREAKERLESS" VERSION \$36.95

REF: EA DECEMBER 1983

This kit is virtually identical to the KA-1506 except that it contains the Interface electronics for the KJ-6655 Hall-Effect triggerhead.  
Cat. KA-1505

## TRANSISTOR ASSISTED IGNITION \$35

REF: EA JANUARY 1983

Latest version of this fantastically popular kit! The Jaycar kit comes COMPLETE down to the plastic TO-3 transistor covers, genuine heatsink and DIECAST BOX - as used in the original EA unit.  
Beware of flimsy kits that use sheetmetal boxes.

This kit is designed to be used with contact breaker points. If you want Hall-Effect breakerless option may we suggest the KA-1505 version of this kit shown elsewhere on the page.  
Cat. KA-1506

## NEW! - DELUXE CAR BURGLAR ALARM

(Ref: EA May 1983) Great new design from EA. This one is very sophisticated. (Auxiliary battery extra) Complete kit of parts.  
Cat. KA-1550 \$69.50

## NEW - MOTORCYCLE INTERCOM

(Ref: EA March 1984)  
Now you can talk freely and safely to your pillion passenger with this handy kit!  
Cat. KA-1533 \$39.95

## NEW - IGNITION KILLER

(Ref: EA March 1984) Handy little project fits under your car to foil thieves. At this price can you afford not to have one?  
Cat. KA-1535 \$14.95

**THE RED FLASHER** \* (not illustrated)  
A de-luxe Swiss switch with electronics to make it flash plus deterrent stickers to make your car look as if it has an expensive alarm.  
Cat. KJ-7000 \$20.95

## NEW! "SPARKRITE" LOW COST CAR ALARM KIT

This low cost alarm is ideal for the budget conscious motorist. It has many features:

- ★ 10 amp output relay
- ★ Optional door, bonnet switch input
- ★ Accessory loop
- ★ Horn relay and headlamp output
- ★ Optional entry delay i.e. external disarm switch can be fitted obviating need for entry delay
- ★ Exit delay
- ★ Auto alarm disable. (To meet local noise/environmental rules)



## ETI340 CAR ALARM

Ref: ETI April 1984

A versatile security system that provides full protection for almost any vehicle. This unit will protect your valuable vehicle from virtually any sort of interference - from hub-cap stealing to being towed away! It does not rely on voltage or current sensing to trip the alarm, but 'resonance microphones'. It can also protect 'perimeter accessories' like driving lights and racks. The project meets the major requirements of car alarms set down by the NRMA. We believe that this alarm is one of the most comprehensive that we have seen. Once again Jaycar has taken the no compromise approach. The Jaycar kit includes two of the specified resonance microphones, original die-cast box etc. (we supply 'chocolate block' multiway connectors as well). The complete kit is only \$69.50 inc. sensors. Extra sensors are available for \$10 each Cat. AM-4000.

# \$69.50

## Sparkrite SX2000

- A Reactive Discharge System combines all features of the SX500 plus.
- Reactive Discharge electronics combining all the advantages of both Inductive and Capacitive Discharge for maximum spark performance
- Gives the most thorough combustion of air/fuel ratios especially current lean mixture emission controlled engines.
- Voted 'Accessory of the Year' and the best as tested by Popular Motoring Magazine.
- Patented clip-to-coil fitting.
- Systems Function Light as well as Static Timing Light.
- The ultimate brand leading contact-breaker triggered system.

# \$59

Cat. KJ-6650



## Sparkrite TX2002

- A Reactive Discharge System - with unique auxiliary circuit. Combines all features of the TX1002 plus:
- Reactive Discharge electronics combining all the advantages of Inductive and Capacitive Discharge for maximum spark performance.
- Gives the most thorough combustion of air/fuel ratios - especially current lean mixture emission controlled engines.
- Unique 3-way change-over switch incorporating an auxiliary back up circuit. 'ELECTRONIC OFF/AUXILIARY'
- Robust die-cast case, fully resistant to moisture and heat.
- The ultimate system - REACTIVE DISCHARGE - CONTACTLESS CLIP-TO-COIL FITTING - FOUR CONNECTIONS ONLY - ALL PARTS IN ONE BOX TO FIT OVER 500 APPLICATIONS.




TX APPLICATIONS

No separate fixing kit required, all parts in one box. To fit more than 500 vehicles.

# \$115

## Sparkrite TX1002 \$79

- An Inductive Discharge System
- Can be operated using 'Hall Effect' triggerhead, or existing contact breakers.
- Extended dwell Inductive Discharge for maximum spark efficiency.
- Three position switch.
- Static Timing Light.
- Systems Function Light.
- Patented clip-to-coil fitting.
- Robust die-cast case
- Fully waterproof.
- Protected from the hostile environment of the engine compartment.



TX1002, Slightly lower powered version of the TX2002. Ideal for most 4 cylinder cars. All fitting pieces included.  
Cat. KA6651

Cat. KJ-6651

## Sparkrite AT-80



# \$99

Cat. KJ-6660

## HOW IT WORKS

An advanced feature of the Sparkrite AT-80 is the 'unique' arming facility. You do not have to drill the exterior body panels to fit the usual limited 'key number' switch. The AT-80 is armed with a special magnetic key fob which enables you to programme your personal security code through the windscreen to a special sensor pad attached to the inside of the screen. Your security code can be changed at any time by simply flicking a switch on the control module and re-programming your new code. A code acceptance light flashes in the windscreen sensor pad as the code is entered.

- Guards doors, boot, bonnet PLUS radio/tape and auxiliary fog/spot lamps. Also inhibits ignitor.
- Flashes headlamps and intermittently sounds horn for both visual and audible alarm.
- Unique programmable personal code entry system to arm and disarm.



## MICROPROFESSOR SELLOUT BELOW COST!!!

Once only bargains on the MPF-II. All prices are 35% off our normal and are below our cost. Only a few of each item available. Personal shoppers must telephone first!!

Cat. No	Description	Normal	Special
YC1300	MPF-II 64K Colour	\$399	\$259
YC1304	Joystick	\$37.95	\$24.50
YC1305	Ext. Keyboard	\$60	\$39
YC1306	Diskdrive Controller	\$72	\$46.50
YC1310	Disc Drive	\$528	\$339
XP4610	MPF-II Printer	\$299	\$194
YS4202	"Gobbler"	\$12.95	\$8.40
YS4204	"Panic"	\$12.95	\$8.40
YS4210	"Beetle"	\$12.95	\$8.40
YS4212	"Sabotage"	\$12.95	\$8.40
YS4214	"Head On"	\$12.95	\$8.40
YS4216	"Autobahn"	\$12.95	\$8.40
YS4218	"Gomaku"	\$12.95	\$8.40
YS4220	"X Games"	\$12.95	\$8.40
YS4220	"Screened"	\$12.95	\$8.40

This fantastic Microcomputer was reviewed in ETI Oct 1982. They were very enthusiastic about it, the printer and its legal Apple® software compatibility (around 90%). If you always wanted an Apple but just could not afford it, this could be a fantastic opportunity to get the nearest thing at a fraction of the normal price!!  
\* APPLE is the registered trademark of APPLE INC.


## COMPUTER CASSETTES

Exceptionally good quality, leaderless blank cassettes in the usual plastic cases.

Cat	C10	C20	C30
XC-4710	1-9 \$1.20	10 up \$1.10	
XC-4715	1-9 \$1.30	10 up \$1.20	
XC-4720	1-9 \$1.50	10 up \$1.40	

## CACOPHONY SALE!! MASSIVE SCOOP PURCHASE HUNDREDS OF APPLICATIONS FROM ONLY 75¢!!!

Jaycar has bought the entire surplus stock of a coaxially mounted electric bell - as used in the Telecom 'Gondola' telephone! This unique bell is actually TWO bells - one mounted coaxially inside the rims of the bells and is electromechanically driven. The unit runs on AC from about 17-48V. The exciting part, however, is the price!! We purchased the bells FAR BELOW MANUFACTURERS COST - so YOU REAP THE BENEFIT!!  
Cat. LA-5270  
START YOUR OWN CACOPHONY!!  
1-9 \$1.50 ea: 10-24 \$1.25 ea:  
25-99 \$1.00 ea: 100+ 75¢ ea



## IEC-320 STYLE 240V LINE CORDS 1/2 NORMAL PRICE!

Scoop buy of 3 wire mains cords with IEC-320 style line socket moulded on one end. NORMALLY \$3.95  
SCOOP BUY PRICE \$1.98 each (June only)  
Cat. WM-4522

## USELESS LITTLE TRANSFORMERS

Help us get out of a dilemma! What are we going to do? we purchased the entire manufacturers stock of what is basically a transformer with fairly limited applications. It is small (measuring 25x19x18mm) and has a ferrite core. The primary has 1300 ohms (not centre tapped) and secondary 8 ohm impedance. We estimate that it could pass about 800mW before saturation.

WE HAVE 15,000 OF THEM!!!

So we have a dilemma!

You can have a BAG OF 10 FOR \$2.00  
You can have a BAG OF 50 FOR \$5.00  
You can have a BAG OF 100 FOR \$8.00  
You can have a BOX OF 1000 FOR \$50.00!!  
THAT'S AS LOW AS 5 CENTS EACH!!  
Cat. MM-2540

## ASK FOR A NEW CATALOGUE!!

Mail Order customers, if you have not seen our new catalogue, boy are you missing out! If, (or when) you next buy from us by mail order just ask for a catalogue. It will be sent FREE with your order! If you have one and want one for a friend, that's fine too! Just ask!

**BELOW  
MANUFACTURER'S  
COST!!**

**ONLY  
\$125  
COMPLETE**  
MASSIVE SAVING  
OF \$74



Mail Order By  
**BANKCARD**  
Via Your Phone

## FULL 90 DAY WARRANTY

At \$199 the Voyager Car Computer represented absolutely outstanding value for money. No one else had such a low priced, FULL FUNCTION car computer. The Voyager is the only low-cost unit that will give you full consumption (the most important feature in a car computer) in both metric litres/100km AND good old MILES PER GALLON!

At \$199 many, many hundreds have been sold. NOW you can grab one absolutely complete for only \$125 - a saving of 37% or \$74!

The Voyager comes absolutely complete with all fitting hardware - even down to a roll of insulation tape! Installation generally takes between 4 and 6 hours depending on vehicle.

or by mail order to:  
Jaycar  
Box 185  
Concord 2137

Jaycar Sydney (City) 264 6688/267 1614  
Jaycar Concord 745 3077  
Jaycar Carlingford 872 4444  
Jaycar Hurstville 570 7000  
Zap Electronics Parramatta Hornsby

Rod Irving Melb A'Becket St Northcote Attractions Perth (03) 347 9257 (03) 489 8131 (09) 328 1599

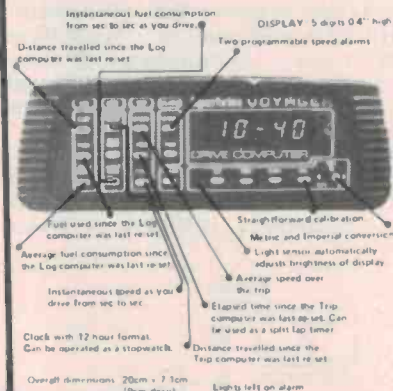
Spare Flow Sensors: Jaycar will be supporting this product for many years to come. To avoid problems changing cars, why not buy a spare fuel flow sensor? They are about the only things that wear out.

Cat. XC2010 **ONLY \$29.50**

CAT. XC2010

## NEW IMPROVED MODEL!

### VOYAGER OPERATING FEATURES



AS REVIEWED  
OCT '82  
EA (p.26-28)  
ETI NOV '82 (p.26)

## Jaycar Incorporating ELECTRONIC AGENCIES

**SYDNEY** SHOWROOMS  
117 YORK STREET - PHONE: (02) 264 6688 and (02) 267 1614  
TELEX: 72293  
**CARLINGFORD**  
Cnr. CARLINGFORD & PENNANT HILLS ROAD - PHONE: (02) 872 4444  
**CONCORD**  
115 - 117 PARRAMATTA ROAD - PHONE: (02) 745 3077  
**HURSTVILLE** 121 FOREST ROAD PHONE: (02) 570 7000

## NUMBER 1 FOR KITS

POST AND PACKING CHARGES  
\$5 - \$9.99 (\$1.50) \$10 - \$24.99 (\$3.20)  
\$25 - \$49.99 (\$4.50) \$50 - \$99.99 (\$6.50)  
\$100 - \$198 (\$8.00) Over \$199 (\$10)

\*Free INSURANCE for Road & Registered Post over \$200\*

All heavy or bulky items (over 20kg.) sent Comet Road Freight \$12.00 anywhere in Australia.

SHOP HOURS CARLINGFORD, CONCORD & HURSTVILLE  
Mon - Fri 9am - 5.30pm: Sat - 9am - 12pm: Thurs night 8.30pm (Not Concord)

SHOP HOURS SYDNEY  
Mon - Fri 8.30am - 5.30pm, Sat - 8.30am - 12pm: Thurs night 8.30pm

MAIL ORDERS AND CORRESPONDENCE: P.O. Box 185, Concord, 2137



Mail Order  
By

**BANKCARD**  
Via Your Phone

# Digital readout electronic scales

Part 1

Ian Thomas

FOR MANY YEARS I've been toying with the idea of building an electronic weighing scale but up until now I've always put it in the "too hard basket". However, after reading an article in *Wireless World* by John L. Linsley Hood (*Strain-Gauge Weighing Scale*, *Wireless World* October 1983) I decided that the time was right. It also seemed a nice idea to have a scale that had multiple ranges to be used for weights from less than a gram to 5 kg and so the specification for my scale began to take shape. As there are a multiplicity of 3½-digit DVM chips available the scale naturally would have ranges of 200 gm, 2 kg and (hopefully) 20 kg with resolutions of 0.1 gm, 1 gm and 10 gm respectively (although the 20 kg proved too much and I had to settle for 5 kg).

All electronic scales consist of a transducer to convert the gravitational force produced by the mass of the item being weighed, electronics to amplify and condition the transducer output and a digital display system to show the result. While the electronics presented no insoluble problems the transducer to convert force to an electrical signal was a different story. While there are many ways of constructing such transducers most require access to sophisticated tools and technology which most of us (myself included) don't have.

The fact that this project has to be buildable by the home constructor eliminated most options such as linear variable differential transformers (LVDTs) or linear

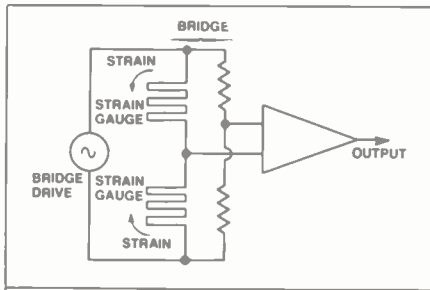



Figure 1. Strain gauge 'bridge' system. Each strain sensor experiences the opposite strain, unbalancing the bridge. The output is then amplified.



Clean lines. I housed the project in a Bimbox which gives clean lines and an ergonomically satisfactory layout.

potentiometers, as even if one could be made at home you would have a snowball's chance in hell of making it linear enough for this application (a 0.1% linearity LVDT costs more than you or I are prepared to pay and anyway it would take all the fun out of it to buy the heart of the scale!). All of these factors forced me to the conclusion that the right way to construct the transducer was to use some sort of spring which deflects under the load and measure the deflection with a strain gauge.

## The strain gauge

For those of you who have not yet run across the term "strain" in the mechanical sense it is defined as the elongation of a member under load divided by the length of the member (mathematically  $d/l$ ) and is usually expressed as a percentage. For most springs the ratio of force applied to the strain produced is very linear (the spring is said to be "linear elastic"). A strain gauge works on the very simple principle that if you pull hard on a piece of conducting material then it gets slightly longer and slightly thinner which causes its resistance

to increase. Exactly the opposite occurs if you compress it. Because of the lengthening and thinning a 1% strain will cause a 2% resistance increase in the material and the whole effect will easily give the linearity we need.

Given that the scale was to be of the strain gauge type the next problem was to decide on the mechanical structure of the spring strain gauge combination. Also, as the strains to be measured are very small and there are other effects that change the resistance of conductors (like mainly, temperature) it is infinitely desirable to use strain gauges in a bridge structure where one gauge is compressed and another is stretched by the same load. Other extraneous effects such as temperature should (hopefully) affect both gauges equally and cancel (see Figure 1). This gives the second requirement for the spring structure: it must allow two gauges to be mounted in juxtaposition so they experience strains of opposite sign.

The simplest type of spring I could think of that fulfilled all of these requirements is the simple cantilever. A cantilever is just a



Employing a unique sensing technique, with a strain gauge printed on the pc board, this project avoids the necessity of using difficult to get strain gauge sensors, linear pots, LVDTs etc. It has reasonable precision, four-digit readout, and three ranges of 200 gm, 2 kg and 5 kg full-scale.

bar held horizontally and rigidly clamped at one end. When a load is applied to the other end the top surface of the bar is stretched and the bottom surface is compressed equally; which is exactly the result we want. Therefore, a cantilever or combination thereof seemed to be the right way to go. The next problem to be addressed was what sort of strain gauge to use. Commercially available (and quite cheap) strain gauges consist of foils of fancy alloys bonded to plastic film which are glued to the test piece. The foils are etched in meander line patterns so the long runs of the meander are in the direction of the strain to be measured and strains at 90° to the meander produce (almost) no effect. A possible answer would have been to simply purchase some of these strain gauges and stick them to

some sort of spring but I come from a long line of tightwads and wanted a cheaper answer.

### The printed circuit strain gauge bridge

I've noticed many times just how surprisingly strong and springy normal epoxy-glass printed circuit board material is and it seemed to me that it would make ideal material for the spring cantilever(s) of the scale. The next obvious thought was not to glue foil strain gauges to the surface but to use the foil that was already there, namely the copper. A meander line structure could be etched in the copper cladding to produce (free!) strain gauges as needed. A further advantage of this structure would be that the foils on both sides of the laminate are

thermally in close contact and should track each other. A quick test board was made with only strain gauges on it and lo and behold, it worked! I etched the same pattern on both sides of a 20 mm x 50 mm piece of board as you can see on one arm of the final artwork and used each side as one arm of a bridge. With suitable excitation of the bridge (a 5 kHz square wave with as much power as I could use without burning things up) quite useable outputs were obtained when the board was bent. The only problem was that the two meander line patterns had a very low resistance — about two ohms each.


The low resistance presented a problem for the following reasons. If you have a bridge that is perfectly balanced and apply an exciting voltage to it you get nothing out. If you then unbalance it by increasing one arm resistance by 1% and decreasing the opposite arm's resistance by 1% then the output is 1/2% of the exciting voltage regardless of the actual value of the resistors. Therefore, the exciting voltage should be as big as possible to improve the signal-to-noise ratio of the transducer. The only limit to the magnitude of the exciting voltage is how much power you can drop in the bridge arms. Very low arm resistances mean very high power dissipation in the bridge to get a good signal-to-noise ratio for the transducer; hence the problem.



As I mentioned earlier, temperature effects also change the arm resistances and the very last thing wanted is to have the arms glowing a dull cherry red when you're trying to sniff out microvolt signals!

It's interesting to put a few numbers to this problem to illustrate it. If the arm resistances are one ohm and excited with one volt then they dissipate one watt, which makes them quite hot. If our maximum load of 20 kg gives a 5% resistance change then the bridge output will be 2.5% of one volt, or 25 mV. However, our desired resolution is 0.1 gram or 0.000005 x 25 mV or 125 nanovolts, which is stretching the friendship a bit. To further compound the problem it is necessary to increase the arm resistance four times to double the exciting voltage as power is proportional to E<sup>2</sup>. All this says is that, so far as arm resistance is concerned more is better, and even more is better still!

When I sat down and calculated the absolute maximum track length I could cram onto a suitable size cantilever arm the answer came out only just possible, but achievable. A further arm resistance ▶

Inside. Showing general layout and construction. The cotton wool hiding the strain gauge transducer provides thermal insulation to reduce temperature effects.





**Cantilevers and strain sensors.** Top and bottom of the naked pc board showing the three cantilever arms and the strain gauge meander tracks. Careful board layout has obviated problems with noise being coupled into the sensitive bridge amplifiers.

increase could be achieved by using the thinnest copper laminate available ("1/2 oz" or 18  $\mu\text{m}$  thick copper). By using 0.5 mm track widths and 0.38 mm spacing a 50 mm x 20 mm area of meander line would have a resistance of about three to four ohms — just usable. In the final design, where there are three separate cantilevers, the total arm resistance worked out at about 10 ohms per side which was (sort of) all right but then created the next problem; how to excite the

bridge without wasting power (power-is-heat-is-trouble in anything this sensitive).

### Bridge drive

It became apparent very early on that the bridge could not be excited with dc as there was no way I was going to build an amplifier with input offset voltages of 100 nV or less. Life is too short as it is. With a total bridge arm resistance of about 20 ohms a casual poke at a calculator reveals that we want an exciting voltage of three to four volts before things start to become awkwardly warm. Given that the power supply gives 15 volts (actually  $\pm 8$  for reasons that will be discussed later) a method was needed to derive a three or four volt signal with heaps of drive capability without wasting three times as much power in the drive circuitry by straight regulating down. The obvious answer was to use ac drive and use a transformer. This meant that the drive voltage could be varied simply by changing the secondary turns ratio and would give the desired efficiency.

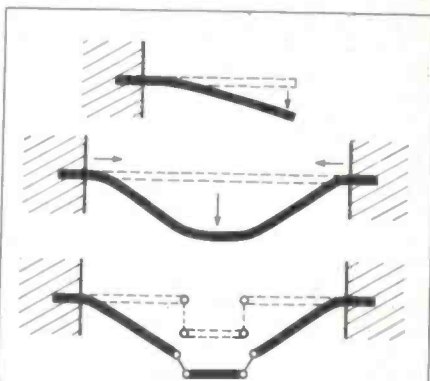
Given that the excitation was to be provided from a transformer the next decision was what frequency to use. The upper limit was set by the bandwidth of the amplifiers following the strain gauge bridge and the lower limit was set by the size of the transformer (or, more accurately, the number of primary turns — I personally find winding toroidal transformers pure, unremitting

boredom!). The two limits set the drive frequency at between two and 10 kHz and I finally settled on about 5 kHz.

### The load transducer

The heart of the scales is the transducer that converts the applied load to an electrical signal for processing and measurement. It must be linear to at least 0.5% for a resolution of 1 part in 2000; it must be capable of handling extreme overloads without damage (in case someone drops a brick on the weighing pan) and for our application it must be dirt cheap. All in all a challenging specification. As has already been discussed these needs didn't leave a lot of choice except a strain gauge type of transducer and a cantilever spring so the gauges could be mounted in opposite load positions to make a bridge circuit possible. Given that this was what was wanted a mechanical configuration that would tolerate all manner of abuse had to be contrived (I realise that you, dear reader, will be careful, but others may not!). The structure also had to provide support for the weighing pan that was reasonably rigid and, if possible, not consist of any sliding members or messy mechanics that would give hysteresis or tend to stick. One simple cantilever would do this except that when a heavy load was applied the weighing pan would droop sideways — not so good.

I then contrived the idea of having three or four separate cantilever beams in a radial pattern that were rigidly mounted at their outer edges and rigidly attached to the weighing pan in the centre (see Figure 2). This would certainly meet the mechanical




**Figure 2.** Evolution of the strain transducer: A single cantilever (top) to a dual cantilever (middle) to a multiple cantilever system with pivotted load support.





# MICROBEE PRODUCTS

Microbee is a trademark of Applied Technology



**\$16.50**

OCT 83

## TTY Interface ETI 672

Get a cheap printout buy up an old teleprinter and connect it via this kit to your MICROBEE. Software listing included.



**\$99.50**

NOV 83

## Multiprom Interface ETI 673

Run out of ROM room for your Bee. Get this Multiprom interface and increase it by 44K. Don't be constantly pulling out one set of ROMS and adding another. Do it once with this kit. Turn your Microbee into a dedicated machine. Imagine the amount of software you can get into 44K. Naturally this kit is fully socketed. Full documentation including cassette monitor.



**\$34.50**

FEB 84

## RS232 Interface ETI 676

Fix up the RS232 port so it conforms to standard. Implements the negative going portion of the signal for easier connection of peripherals. Quick, Cheap and Easy.




**\$55**

JAN 84

## Serial to Parallel Converter ETI 675

Don't pay 100's of dollars extra for a serial printer. If your parallel port is being used for more important things use your serial port to drive a parallel printer with this kit. Can be used on other computers too. A steal at this price.



**\$30.00**

MARCH 84

## ROM Reader ETI 678

A quick and easy kit to build. 10 minutes work gets you reading ROM's easily, save loading cassettes. Ideal companion for the Eprom programmer.



**\$20.00 (box not included)**

## Radioteletype Decoder ETI 733

Hook up your Microbee to an SSB receiver and get up to date news and weather. Fiddle with the dial and listen in around the world. Displays direct on the screen. Kit includes all connections.

APRIL 83



**\$47.50 (zip socket)**

FEB 83

**\$38.00**

## EPROM Programmer ETI 668

Want to change some of your monitor routines. How about sharing your own name in the sign on message. This EPROM PROGRAMMER will give you hours of fun. You can put your programs straight into ROM so you don't have to load them in works for 2716, 2732, 2532 and 2764's. Everything provided to start you burning in 2716's straight away.




**\$49.50**

DEC 83

## Proportional Joystick ETI 674

Gives excellent control for screen movement. Ideal for Graphics.



**\$15.00**

OCT 83

## Parallel Printer Interface ETI 671

Fixes that short strobe. Allows you to hook up your Microbee to a centronics printer.

Errors & omissions excepted.

## Software from our Computer Division C-TECH

10% off This Month.

MICROBEE SOFTWARE FROM MYTEX	
PROGRAM	PRICE
Asteroid Plus	\$22.50
Backgammon	\$17.50
Basic Tutorial	\$20.00
BeeZ80	\$20.00
Chopper	\$20.00
Composer Bee	\$20.00
DeBug	\$17.50
Defender	\$22.50
Emu Joust	\$17.50
Kilopede and Ghost Muncher	\$20.00
King Kong	\$20.00
Logo Bee	\$22.50
Machine Code Tutorial	\$25.00
Meteor Rescue	\$17.50
MusicB	\$20.00
Tape Doctor	\$17.50
Touch Type Tutorial	\$20.00
TRSBee	\$30.00
Wordprocessing Cassette	\$35.00
Wordprocessing Chip	\$39.00

DREAMCARDS	
PROGRAM	PRICE
Poker/Casino	\$14.95
Squirm/Toad	\$14.95
Adventure Pak: Hyperdrive/Caverns	\$19.95
Millipedes/Maze	\$14.95
Decide/Hiroller	\$14.95
Penetrator	\$19.95
Merlin	\$24.95
Mine Drop	\$14.95
Psychotec	\$14.95
Killer Bees (32K only)	\$14.95
Disassembler	\$14.95
Cheapie	\$14.95
Physics Pac 1	\$34.95

PROGRAM	PRICE
Super Dogfight	\$24.95
Super Griddler	\$24.95
Grave Robbers	\$19.95
Annihilator 64	\$24.95
Abracalc Disk	\$49.95
Abracalc Cassette	\$45.95
Home Manager Disk	\$39.95
Home Manager Cassette	\$34.95
Monkey Math 64	\$29.95
Bug Blast 64	\$19.95
Spelling Time	\$16.95
Geography Time	\$19.95
Maths Time	\$19.95
Reading Time	\$19.95
Typing Tutor	\$19.95
Master File 64	\$39.95 (disk)
Glaxions 64	\$19.95
Munchman 64	\$19.95
Adventure Pak 64	\$24.95
Metamorphosis 64	\$19.95
Kongo Kong 64	\$24.95

## ROD IRVING ELECTRONICS

425 High St., Northcote, Vic. 48-50 A' Beckett St., Melb., Vic.  
Phone (03) 489 8866, (03) 489 8131, Mail Order Hotline (03) 481 1436  
Mail orders to P.O. Box 235 Northcote 3070 Vic. Minimum P & P \$3.00.

Please address tax exempt, school, wholesale, and dealer enquiries to: **RITRONICS WHOLESALE**  
1st floor 425 High St. Northcote 3070 (03) 489 7099  
(03) 481 1923 Telex AA 38897



UP TO 50% OFF SALE



ON SPECIAL

## FERGUSON TRANSFORMERS

### PRINTED CIRCUIT BOARD MOUNTING TRANSFORMERS

PL9/5VA	\$7.95	PL24/5VA	\$7.95	PL18/12VA	\$10.50
PL12/5VA	\$7.95	PL30/5VA	\$7.95	PL24/12VA	\$10.50
PL15/5VA	\$7.95	PL40/5VA	\$7.95	PL30/12VA	\$10.50
PL18/5VA	\$7.95	PL161/5VA	\$10.50		

### LOW PROFILE CHASSIS MOUNTING TRANSFORMERS

PL12/20VA	\$14.75	PL12/60VA	\$19.50	PL24/40VA	\$16.50
PL15/20VA	\$14.75	PL15/60VA	\$19.50	PL30/40VA	\$16.50
PL18/20VA	\$14.75	PL18/60VA	\$21.50	PL40/40VA	\$16.50
PL24/20VA	\$14.75	PL24/60VA	\$21.50	PL30-9/40VA	\$23.50
PL30/20VA	\$14.75	PL12/40VA	\$16.50		
PL40/20VA	\$14.75	PL15/40VA	\$16.50	PL30/60VA	\$21.50
PL1.5-18/20VA	\$23.50	PL18/40VA	\$16.50	PL30-9/60VA	\$25.50

### CONVENTIONAL CHASSIS MOUNTING TRANSFORMERS

PF3577	\$33.90	PF3993	\$23.90	PF4362	\$57.90
PF3783	\$79.50	PF4244	\$46.50	PF4363	\$57.90
PF3787	\$21.50	PF4354	\$49.50	PF4405	\$44.50
PF3788	\$43.50	PF4361/1	\$49.50		

### BELL TRANSFORMERS

PPB4/1000	\$15.50	PPB8/1000	\$15.50	PPB12/500	\$15.50
-----------	---------	-----------	---------	-----------	---------

### AUDIO TRANSFORMERS

MT552	\$28.50	OP590	\$46.50	OP592	\$36.90
-------	---------	-------	---------	-------	---------

### D.C. POWER SUPPLIES

PPA30C	\$12.90	PPA60C	\$12.90	PPA90C	\$12.90
PPA45C	\$12.90	PPA75C	\$12.90		

## BUILD YOUR OWN SPEAKERS WITH PHILIPS

Part No.	Price
ADO 1610 T8	\$16.95
ADO 2160 SQ8	\$49.50
AD70601 W8/620	\$28.50
AD 12250 W8	\$83.00

### P.C. EDGE CONNECTORS



S100 gold plated wire wrap	\$6.90
S100 solder tail	\$5.90
D2 Motorola bus	
43 B6 solder tail	\$8.50
43 B6 gold plated wire wrap	\$11.50

### 10 TURN POTENTIOMETERS

Stock resistance values

50R 100R 200R	
500R 1K 2K 5K	
10K 20K 50K	
100K	



Spectral model 534 shaft	\$9.50
Part 1 9	\$8.50
10 * values may be mixed	

### DIP PLUGS

Ideal for use with flat ribbon cable or to mount components on



14 pin	\$1.50	24 pin	\$2.90
16 pin	\$1.90	40 pins	\$5

### POWER TRANSFORMERS

SPECIALLY DESIGNED FOR MICROCOMPUTERS

- Good regulation electrostatic shield
- RI 810 8V @ 10A x 15V @ 1A \$39.50
- RI 820 8V @ 20A 15V @ 1A 15V @ 3A \$54.50

### 20 TURN CERMET TRIM POT



### SPECTROL 43P ACTUAL SIZE

STOCK RESISTANCE VALUES  
10R 20R 50R 100R 200R 500R 1K 2K 5K 10K 20K 50K 100K 200K 500K 1M 2M

1-9	10-99	100+
\$1.40	\$1.30	\$1.00

Values may be mixed

### Hexadecimal Keypad \$42.50



19 key pad includes 10 keys A,B,C,D,E,F and 2 additional keys and a shift key

Ideal for dream project

### MULTIDIALS




Drills to suit 10 T Pots	
Model 21 18 dia	\$24.50
Model 16 9 dia	\$19.50
Model 18 1 x 175 dia	\$27.50

### RS232 & "D" TYPE CONNECTORS

PART NO.	DESCRIPTION	1-9	10-25
DE 9P	9 PIN MALE	\$1.75	\$1.60
DE 9S	9 PIN FEMALE	2.25	2.10
DE 9C	9 PIN COVER	1.25	1.10
DA 15P	13 PIN MALE	1.10	1.05
DA 15S	15 PIN FEMALE	2.25	2.10
DA 15C	15 PIN COVER	1.15	1.05
DB 25P	25 PIN MALE	2.95	2.80
DB 25S	25 PIN FEMALE	3.45	3.30
DB 25C	1 pc Grey Hood	1.20	1.10
DB 25C2B	2 pc Black Hood	1.40	1.35
DB 25C2G	2 pc Grey Hood	1.35	1.25
DC 37P	37 PIN MALE	3.95	3.75
DC 37S	37 PIN FEMALE	5.45	4.95
DC 37C	37 PIN COVER	2.45	2.25
DH S	Hardware Set (2 Pairs)	1.05	0.95

## RITRON DIGITAL MULTIMETERS



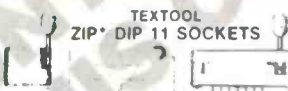
- 28 Ranges
- Push Button Operation
- Auto Polarity
- Low Battery Indicator
- Full Overload Protection
- Finger Guards on Probes and Shrouded Plugs for Safety
- Accuracy: 1 year 18°C to 28°C (+ % of reading + No. of Digits) 200 hour battery life

### Q16010 specifications

1-4	5+
\$57.50	\$55.00

### Q17040 specifications

1-4	5+
\$87.50	\$83.50



16 Pin Zip Dip 11	\$11.50
24 Pin Zip Dip 11	12.50
40 Pin Zip Dip 11	17.50

### DIP SWITCHES SPST

P/N	No. of Switches	Price
SD3	3	\$1.60
SD4	4	1.70
SD5	5	1.90
SD6	6	2.30
SD7	7	2.40
SD8	8	2.50
SD9	9	2.70
SD10	10	3.00

### DIP SWITCHES SPST



### cermet single TURN TRIM POT

Spectral model 63P ACTUAL SIZE

STOCK VALUES	
10R 20R 50R 100R 200R 500R 1K	
2K 5K 10K 20K 50K 200K 500K	
1M 2M	

1 9	\$1.20
10 99	\$1.00
100	\$0.90

Values may be mixed.

### HEATSINKS

#### High Thermal Capacity Black Anodised

	1-4	5-9	10-49	50-99	499	plus
	\$	\$	\$	\$	\$	\$
HS1 - 38mm	1.85	1.75	1.50	1.35	1.00	0.90
HS2 - 75mm	3.00	2.90	2.50	2.00	2.00	1.50
HS3 - 150mm	5.80	5.40	4.90	3.80	2.90	2.70
HS4 - 225mm	8.10	7.60	7.10	5.90	4.50	4.30
HS5 - 300mm	8.90	8.40	7.90	6.50	4.90	4.60

#### Unanodised

HS11 - 38mm	1.40	1.20	1.00	0.90	0.80	0.70
HS12 - 75mm	2.50	2.20	1.90	1.60	1.25	1.20
HS13 - 150mm	4.90	4.50	4.00	3.20	2.45	2.40

### BLANK CASSETTES T.D.K.

TDK ADC60	1 for \$3.99	10 for \$28.60
TDK DC60	1 for \$2.30	10 for \$19.99
TDK ODC60	1 for \$3.85	10 for \$34.10
TDK SAC60	1 for \$3.85	10 for \$34.10
TDK SAXC60	1 for \$6.30	10 for \$50.60
TDK DC90	1 for \$2.60	10 for \$22.10
TDK ADC 90	1 for \$3.85	10 for \$33.00
TDK SAC90	1 for \$4.65	10 for \$42.90
TDK ODC90	1 for \$5.20	10 for \$59.50
TDK SAXC90	1 for \$5.99	10 for \$59.99
TDK DC120	1 for \$4.99	10 for \$40.70
TDK ADC120	1 for \$5.99	10 for \$53.00

BARGAINS, SPECIALS, ENORMOUS DISCOUNTS, UNHEARD OF PRICES

Please debit my Bankcard.  
Bankcard No.  
Expiry Date  
Name  
Signature

Post & Pack \$2.50 small kits, heavier kits add extra postage.  
Prices subject to change without notice. Send 60c and SAE for Catalogue and inclusion on all future mailing lists.

MAIL ORDERS: PO Box 235, Northcote, Vic 3070. (03) 481 1436 00.  
Ph: (03) 489 8866 - ERRORS AND OMISSIONS EXCEPTED

# ROD IRVING ELECTRONICS

425 HIGH STREET, NORTHCOTE 3070, MELBOURNE, VICTORIA. Ph (03) 489 8131 Telex No. 38897  
48-50 A'BECKETT STREET, MELBOURNE (03) 347-9251  
BE QUICK, STOCK UP NOW



requirements but had the problems that it was too strong and would not deflect enough (remember that strain gauges measure deflection) and would give heavy side loads to the board supports. Also it would require that the strain gauges be separated into outer and inner halves and carefully connected up so the right gauges were in the right arm of the bridge. The connection problem in itself wasn't major but it made making the artwork for the board messy.

The final answer that seemed to solve all problems was to separate out the three inner ends of the cantilevers and fix them with pivots to the weighing pan support. Since there were three points of attachment to the weighing pan there should be enough sideways support to stop the pan tilting; and also, if the pan did tilt a bit because of an off-centre load, the strain gauges are summed so the overall load measured would be correct. The only problem with this structure was that there are mechanical pivots carrying the load. A quick trip to my friendly local hardware store told what was available here (to be candid, not very much — whatever happened to the shops where you could buy just about anything!). However, I could get  $\frac{3}{4}$ " hinges that could possibly be made to do the job. When they came out of the packet they were far too stiff and would have probably given the scale some hysteresis but after oiling and working them they freed up enough to be tried. As the load ends of the cantilever beams move down and sideways under load two hinges had to be used per beam but the bank could stand the expense.

The outer ends of the three beams had to be rigidly attached to some form of base plate and once again I didn't want to get involved with complicated mechanics. Since almost everyone uses tapped spacers and the steel ones are *very* strong this seemed the easiest way to go. I mounted the board on a solid aluminium base with three spacers instead of one at the clamped ends of the cantilever beams. I suspect the resulting structure would survive having a truck driven over it; it certainly was rigid enough. The base plate itself is just a 160 mm square of 2 mm thick aluminium with assorted holes and notches cut in it — no problem.

When I was starting to put this project together I was trying to keep all unnecessary weight off the centre and weighing pan support so I had a threaded bar of aluminium made up to be attached to the centre of the three beams and support the weighing pan but I really think this is unnecessary. A simple  $\frac{1}{4}$ " bolt will do just fine (at least they're easy to get). You need two nuts to attach the lower end to the centre of the beams and I just Araldited a third nut to the bottom of the weighing pan to screw it onto the shaft.

The shaft that holds the weighing pan also very nicely provides an end stop for the travel of the scale. If the beams are deflected too far the bottom of the shaft hits

the aluminium base plate and prevents anything being broken. I haven't tried dropping a brick on it yet but I suspect it would survive. The whole structure seemed to meet all requirements very nicely indeed.

### Reading the strain

As I've already mentioned, we have to amplify *very* low level signals in the scales so the whole electronics design has to be oriented around low noise, accurate performance. To this end it is essential that the earth for ac signals be the earth for everything; hence the split rail power supply. As a general rule "almost earths" or "not quite earths", formed by resistive dividers, are a recipe for trouble in low level systems and should be avoided like the plague. For the cost of one more filter capacitor and a transformer with a centre tap the problem can easily be sidestepped. Since the circuitry has some CMOS, the split rails were kept to  $\pm 8$  volts which is also quite adequate to power the op-amps. Another very nice thing to do in any design is eliminate the need for regulated power supplies. In this case the exciting voltage is directly related to the supply so the processed output voltage from the bridge would also be proportional to the supply.

However, the cheaper digital voltmeter chips that don't have an internal voltage reference inherently give a digital output

that is proportional to the ratio of the input to reference voltage. This means that if the reference voltage is proportional to the supply voltage then the DVM output would be proportional only to the strain — exactly what is wanted! In fact I took this one step further and derived the reference voltage in exactly the same way as the output voltage is processed, in order that the generated reference voltage follow exactly all variations of both the positive and negative rails.

It proved to be rather fortunate that this was done as the digital LED display causes the unregulated positive rail in the final scales to move around quite markedly. The reference and output voltages being held exactly proportional to the supply completely cancel this out and the display shows almost no tendency to affect input levels.

The drive voltage for the transformer was supplied from between the two rails rather than between one rail and earth, having generated a real "earth" earth, the *last* thing to do is knowingly dump very noisy currents onto it so different parts of the same earth track are at different voltages due to IR drops along the track. The most obvious way of generating the excitation voltage is to use a simple saturating core inverter and don't bother with the output diodes.

I've learned from past experience that when saturating core inverter cores saturate

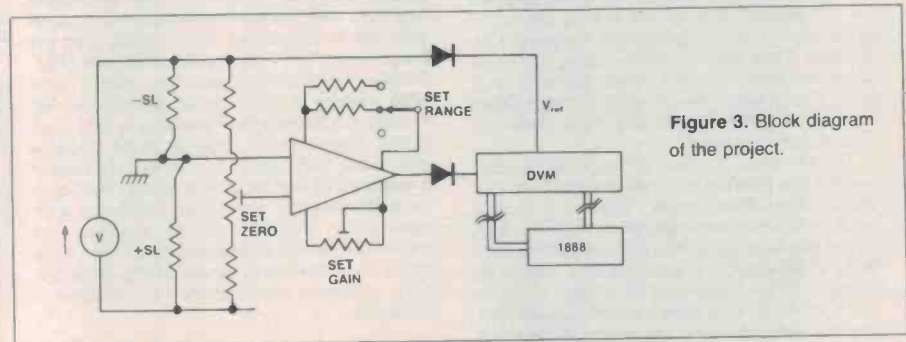



Figure 3. Block diagram of the project.

Load support. View of the completed transducer showing the pan support bolt and hinge pivot system. Note the cantilever end supports at top left.





## HOW IT WORKS — ETI-1523

The project can be divided into six separate sections:

1. The power supply;
2. The strain gauge transducer and its associated mechanics;
3. The strain gauge oscillator and bridge drive circuit;
4. The strain gauge output amplifier;
5. The synchronous switch for dc recovery of the amplified ac signal and the associated output dc differential amplifiers;
6. The digital voltmeter and display.

Each part of the circuit will be discussed in turn.

### POWER SUPPLY

The power supply is a simple centre-tapped 6 V secondary transformer followed by a full wave rectifier comprising diodes D1 to D4. As the transformer centre tap is connected to earth the two rectified dc outputs take up voltages of  $\pm 8$  volts for use in the rest of the system. Large filter capacitors, C18 and C19, smooth the power supply sufficiently for use in the project without further filtering or regulation.

### THE STRAIN GAUGE

The strain gauge transducer is the heart of the scale and its accuracy and linearity set the performance of the whole instrument. It consists of two groups of three 'meander line' pattern strain gauges etched on 'half-ounce' copper laminate. A meander line is formed on each side of three cantilever beams cut out in the laminate which are arranged in a radial pattern with their outer ends rigidly clamped. The inner ends of the three cantilever beams are free to move under the applied load and are joined by a hinge structure that supports the weighing pan.

When a load is applied all the strain gauges on the bottom side of the beams are compressed and all the gauges on the top are in tension. Thus the two strain gauge patterns on either side form the ideal elements of a bridge structure. The patterns on both sides are connected in series and their centre is connected to ground.

The two ends of the strain gauges are connected to a floating secondary winding of the bridge drive transformer. Thus, any imbalance in the two strain gauge resistances will cause the voltage on the two secondary outputs to be slightly asymmetric with regard to ground. These same two secondary outputs are connected to a series resistor chain that has a centre tap that is adjustable. The centre tap is the output to the electronics and the adjustment is to enable any zero offsets to be nulled out.

The inner ends of the three beams are attached to each other via a system of hinges that enable the ends to move freely away from each other when the beams are flexed but still provides mechanical support to the weighing pan. In order to minimise thermal effects the three strain gauge beams are wrapped in a thick layer of cotton wool. This limits heat loss to the ends of the beams and ensures that there are no rapid temperature changes between two strain gauges (see article for details of construction).

### OSCILLATOR AND BRIDGE DRIVE

The drive signal for the strain gauges is derived from a simple CMOS oscillator made up from two NOR gates in IC1. The frequency of oscillation is determined by R1 and C2. The output of the oscillator, pin3 of IC1, is divided by one half of the type D flip-flop IC2. This ensures that the output to be fed to the

toroid drivers (Q1, Q2) is completely symmetric. The output pins (12 and 13) of the divider are further buffered by two further gates in IC1 before going to the drive transistors to ensure that loading from the transistors does not affect anything else. The two buffered outputs of the divider drive the bases of the two drive transistors (Q1, Q2) via resistors R5 and R6, both of which have 470 pF capacitors in parallel with them to ensure fast switching.

The toroidal drive transformer consists of 120 turns around a ferrite core for the primary, and only 10 turns for the secondary. The primary is tapped exactly at the centre to ensure that the carefully derived symmetric drive produces a symmetric current in the core and no saturation problems. The low voltage secondary is used to excite the strain gauges.

### OUTPUT AMPLIFIER

The strain gauge output amplifier is a straightforward two-stage amplifier using a common dual operational amplifier with FET inputs. Each amplifier stage is configured as a non-inverting gain stage with the resistor to ground from the negative input capacity coupled so that each gain stage has unity for low frequencies and dc.

The first stage has a gain of about twenty and is adjustable via RV3 to get the signal well above any noise and allow for a span (full-scale reading) adjustment.

The second stage has an identical feedback network to ground but has switchable feedback resistors from the output to the inverting input to set the three weight range gains. For the heaviest weight range the gain of the second stage is set to just a fraction above unity (to be precise, 1.01) by selecting only a 10 ohm resistor in the feedback. This is in parallel with the 100k resistor R15, which is permanently in the feedback. For the middle range (2 kg) a 10k resistor is switched in parallel with R15 to give an overall resistance of 9.09k. This feedback resistance combined with the 1k to ground (R14, via C9) give the stage a gain of 10.09 or near enough to 10.1. Finally, for the most sensitive range, only 100k resistor is left in circuit. Simple number shuffling will show that the gain in this case is 101 times. Hence, exactly 20 dB steps in gain have been given by using only readily available  $\times 10$  resistors. The scales may only be calibrated on one range so if any gain variation is found it will be necessary to adjust the values of R16 and/or R17 by paralleling or series-ing resistors. If 1%, or better, 0.5%, resistors are used then no problem is expected.

### SYNCHRONOUS SWITCH

The output from the ac amplifier and one side of the bridge drive are both identically converted to dc signals by a synchronous switching process using CMOS analogue switches. The CMOS switches used are CD4053BEs which are three separate single-pole double-throw switches implemented in the CMOS process. Separate 47k resistors, R18 and R19, take the two signals to the inputs of two of the switches (the third is not used). All four outputs of the two switches have 1  $\mu$ F capacitors, C10 to C13 inclusive, in parallel with them to ground to filter the dc that is recovered by the synchronous switching process.

The control lines that drive the analogue switches are derived from the same line that generates the bridge drive voltage. When one half of the bridge is selected the two outputs will be at one extreme of their excursion and when the other half is selected the two outputs will be at the other. Thus, capacitors C10 and C11 will build up a differential voltage

exactly proportional to the ac amplifier output and capacitors C12 and C13 have a differential voltage equal to the bridge drive voltage.

The two operational amplifiers in IC6 form two differential amplifiers whose inputs are the two differential signals from the synchronous switching. Capacitors C12 and C13 are fed directly to the differential amplifier but the outputs of C10 and C11 (the strain gauge signal) are buffered first by unity gain non-inverting op-amps to minimise leakage. The gain of the differential amp for the drive signal is only unity as there is plenty of input level available but the gain of the transducer signal is increased to a little over two to optimise noise and stability performance (the exact value of the gain is chosen more by the value of resistors readily available than by anything else).

For optimum common mode rejection of the diff-amps, resistors R20 to R27 should be 0.5% but in practise 1% would be fine. The output of IC6 (pin 1) is a dc voltage exactly proportional to the input drive ac voltage and the output of IC6 (pin 7) is a voltage exactly proportional to the amplified input from the strain gauges, with both outputs having the same constant of proportionality. This is exactly what is required for the DVM to function correctly.

### DVM AND DISPLAY

The DVM chip is a National Semiconductor ADD3501/74C935N which uses a pulse width modulation technique to convert the input dc to a digital reading and then generates all the drive and strobe signals necessary to drive a 3½-digit seven segment LED display. The internal clock for all processing is generated by on-chip gates and the external resistor R28 and capacitor C22. The actual conversion is done by switching one end of the resistor R30 between ground and the reference voltage. As the node between R30 and C21 is one input of a comparator and the other input is the input voltage to be converted, and the whole conversion process consists of keeping these two inputs as near to equal as possible by switching the other end of R30 as described. The only way they can be made equal is for

$$\frac{T_{on}}{T_{on} + T_{off}} = \frac{C_{in}}{V_{ref}}$$

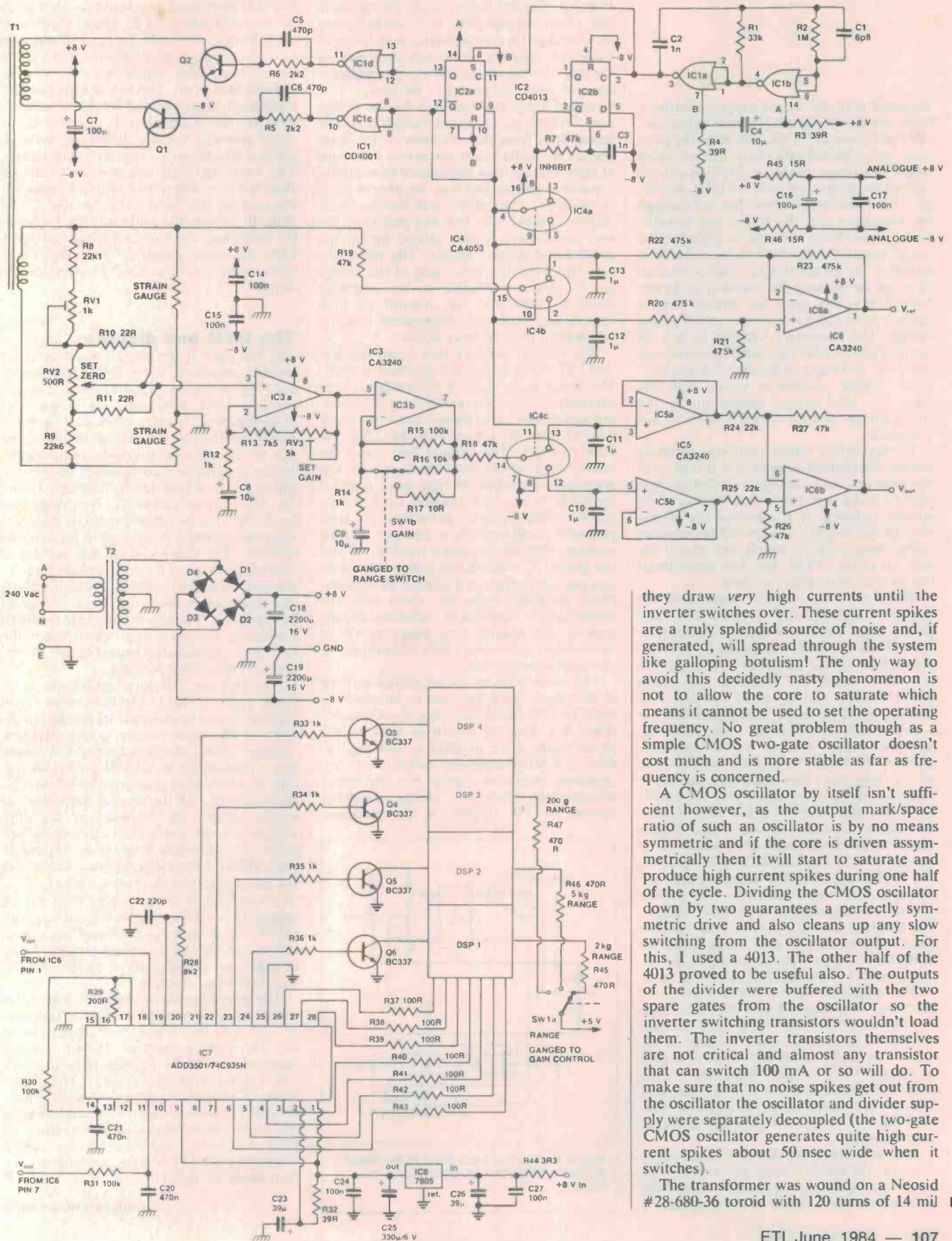
The pulse width modulated train thus generated is used to gate the system clock to a system of counters that accumulate the desired reading.

The chip contains all necessary decoders to break the 3½-digits down to seven segment display control lines plus output drivers with sufficient capability to handle the segment lines. Strobe lines out are also provided but these have to be buffered to handle the drive currents required. The four digit-strobe lines are brought out on pins 21 to 24 and are taken through 1k resistors R33 to R36 to the four digit-drive transistors, Q3 to Q6. The collectors of the transistors are taken directly to the common cathodes of the LED displays. The outputs of the DVM are already inverted so they can drive transistors directly. The segment lines have sufficient drive capability to be taken directly to the display and pins 3 to 6 and 26 to 28 carry these signals.

The input analogue signal is filtered by R31 and C20 which are the same value as R30 and C21, the converter mark-space oscillator analogue components. Both are referred to the same analogue ground to minimise offset and noise problems.

Power for the DVM chip is applied to pin 1 for the digital section and via R32 to pin 2 for the analogue section.





they draw very high currents until the inverter switches over. These current spikes are a truly splendid source of noise and, if generated, will spread through the system like galloping botulism! The only way to avoid this decidedly nasty phenomenon is not to allow the core to saturate which means it cannot be used to set the operating frequency. No great problem though as a simple CMOS two-gate oscillator doesn't cost much and is more stable as far as frequency is concerned.

A CMOS oscillator by itself isn't sufficient however, as the output mark/space ratio of such an oscillator is by no means symmetric and if the core is driven asymmetrically then it will start to saturate and produce high current spikes during one half of the cycle. Dividing the CMOS oscillator down by two guarantees a perfectly symmetric drive and also cleans up any slow switching from the oscillator output. For this, I used a 4013. The other half of the 4013 proved to be useful also. The outputs of the divider were buffered with the two spare gates from the oscillator so the inverter switching transistors wouldn't load them. The inverter transistors themselves are not critical and almost any transistor that can switch 100 mA or so will do. To make sure that no noise spikes get out from the oscillator the oscillator and divider supply were separately decoupled (the two-gate CMOS oscillator generates quite high current spikes about 50 nsec wide when it switches).

The transformer was wound on a Neosid #28-680-36 toroid with 120 turns of 14 mil

# Project 1523

diameter wire and centre-tapped (boring!). These toroids are available both nylon covered and plain and either will do as the plain ones are polished and there are no sharp edges to damage the wire. My first experimental toroid proved to be an utter disaster as it did have sharp edges that cut through the insulation and the ferrite was conductive. It must have been the world's lossiest transformer! A core of this size is capable of handling far higher powers than is needed here but by running the transformer lightly loaded like this gives an almost perfect square wave out to drive the strain gauge bridge. The secondary winding is only 10 turns of fairly solid wire with no centre tap and gives an output of about 2.5 V peak-to-peak. Simple arithmetic shows that this gives the total power dissipation in the strain gauges of a bit over 0.3 watts — not too much.

The secondary winding was very carefully evenly distributed around the toroid over the primary and particular attention was paid to make sure that it was wound in the correct polarity. If it's wound the wrong way all the output voltages will be negative rather than positive which will annoy the hell out of the DVM chip; but more about this in the construction section.

When the output square wave from the bridge is amplified the very fast rising and falling edges will not be reproduced exactly but will be somewhat mangled by the response time of the amplifier. This effect is not just a simple RC response time effect but it blurred and confused by slew rate limiting of the op-amps. This means that for a few microseconds after each edge the amplifier output is in no way a representation of the bridge output but is a function of the step size, the amplifier, capacitive coupling of the drive signal into the amplifier input and probably a few other effects too subtle to bother about. These effects can be collectively removed if, when the ac square wave is reconverted to a dc signal for the DVM, the first few microseconds are ignored. The second half of the 4013 divider is used as a monostable to perform this gating function and its output is a positive pulse for about 20  $\mu$ s after every transition of the drive signal. This 20  $\mu$ s allows the op-amp output to settle down before it is used.

The amplifier itself presented no great problem. Two stages of gain were used with the first stage proving the span adjustment needed to set the full scale reading of the scale. The second stage has switchable gain to set the three ranges. Since the overall gain of the block is about 2500 for the most sensitive setting the output has a lot of noise on it but this is removed when the ac is converted to dc.

The only area that did give some problems was the need to keep the output as far away physically as possible from the extremely sensitive input to the amplifier. It

only takes a few femtofarads ( $10^{-15}$  farads) of capacitive feedback for the whole thing to take off, which doesn't help accuracy one little bit. Careful layout of the board made this effect manageable. It is worth noting that the input is very sensitive to all forms of capacitive coupling and it will even pick up the edges of the display strobe line pulses if care is not taken. To minimise this, screened leads are used to take the bridge zero-set lines up to the zero adjust pot. The actual lines from the two ends of the strain gauges are deliberately run across the board at high level and low impedance to minimise capacitive pickup and they are also as close as possible to the main earth for the linear section to make sure that any pickup on the two signal lines is also picked up on the ground and doesn't matter. The two resistors that form the other side of the bridge are as close as possible to the amplifier input to minimise the amount of high impedance track and components that are exposed to pick up stray fields.

The resistor network that forms the second half of the bridge is a problem in itself. The strain gauge half of the bridge is very carefully isolated thermally from the ambient and similar care (though not to the same extent) must be taken with the 22k1 and 22k6 resistors. The trimpot that forms the coarse zero adjust *must* be a cermet low temperature coefficient type and I found it desirable to use  $\frac{1}{2}\%$  resistors here, not so much for their accuracy as for their low temperature coefficient (you can get 25 ppm resistors without too much trouble). If you use grade "Z" carbon film trimpots or resistors the zero adjust will wander all over the place as things warm up. Even with low temperature coefficient resistors in the neutral arm, holding your finger on one of the resistors gives about 20% of full scale on the most sensitive setting.

The conversion of the amplified ac back to dc is done using the same technique as in the ETI-1502 Electronic Sling Psychrometer (Dec '83). One of the drive lines to the strain gauge drive inverter is also used to drive a CMOS analogue switch as a synchronous switch to charge two capacitors alternatively from the bridge amplifier output. A 47k resistor in the analogue

switch, combined with the two capacitors, ters out the noise from the op-amps and gives a clean and stable dc signal for the DVM. Experience has taught me that when dealing with low level dc signals there is no such thing as absolute earth and if you want to do an accurate measurement you have to establish a "local" earth and refer all voltages to that point. For this reason the two voltages that are formed on the two capacitors are not assumed to be referred to any earth potential but the difference between them is the actual voltage to be measured. The two capacitor voltages are buffered then fed to a differential amplifier which is referred to the local earth for the DVM chip. In exactly the same way (but without the buffering) a reference voltage is derived from the strain gauge drive so that variations in drive voltage have no effect on the output.

## The DVM and display

The last part of the circuit, which gave no trouble whatever, is the DVM and associated digital display. (I must admit I'd expect no less from National). Its a perfectly straightforward device that uses a pulse width modulation technique to avoid the use of any external precision components. Inside the chip is a comparator whose output is fed to a type-D flip-flop (see Figure 4). The outputs of the flip-flop drive two analogue switches that connect either the reference voltage or ground to an external resistor. The other end of this resistor is connected to a low leakage capacitor and to the inverting input of the comparator (the non-inverting input is the input voltage to be digitised). The whole ensemble forms an oscillating feedback loop which holds the inverting comparator input equal to the non-inverting input voltage.

The only way this can occur is if the mark/space ratio of the D flip-flop output (and the driven end of the resistor) is equal to the ratio of the input voltage to the reference voltage. This carefully generated mark/space ratio signal is used to gate clock signals to counters to generate the actual digitised reading. All the display decoding and strobe signals are included in the chip except for the digit-select drivers (which need an awkwardly large drive capability for CMOS). I used four separate transistors for the digit-selects as they have to sink up to about  $\frac{1}{4}$  amp if the display digit has all segments on. This, incidentally, is why the DVM chip is such a magnificent noise generator; you can have  $\frac{1}{4}$  amp currents being switched on and off at about 1 kHz. It really can be hard to contain.

The power supply for the scale is about as simple as a power supply can be and consists of a pc mounting transformer, diode bridge and two filter capacitors. It's on a small separate board only because that's the only way it could be fitted in the box. The supply must be loaded to give the desired  $\pm 8$  V, though Ferguson seem to have allowed a few extra turns on the output winding to allow for losses and if it is very lightly loaded the CMOS is made to work harder than might be desired. ●

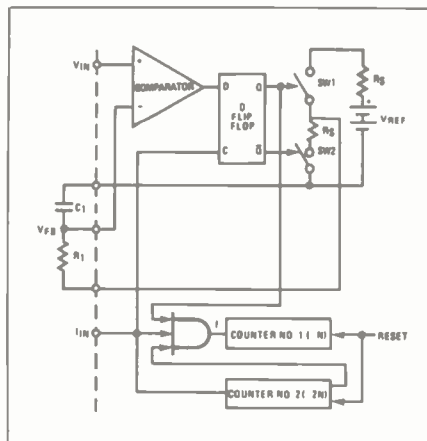


Figure 4. Analogue input circuit of the National ADD3501/74C935N DVM chip used in this project.

... continued next month





# VIDEO MONITORS

Get a clear honest image!  
Computer data and graphic displays never looked better, brighter, sharper



**Green Phosphor \$189.00 S.T.I.**  
**Orange Phosphor \$199.00 S.T.I.**



## High Resolution

- Recommended Display Characters: 1920 (80x24).
- High quality, non-glare CRT.
- Compact and Lightweight with all Controls Inside Front Panel.
- All units 100% Factory Burned-In.
- 800 lines centre resolution.
- Suitable for Apple®—and other computers. (Apple is a registered trademark of Apple Computer, Inc.)
- Green or Orange Phosphor available.
- 18 MHz.
- Direct Import Price.

SCHOOL AND CLUB BULK BUYS—  
Please ring for pricing

Ritron 11 Monitors are now available to increase our range of Data Displays. They feature a unique adjustable swivel base that tilts forward or back 30 degrees and swivels right to left 60 degrees. Technical specifications are listed below:

### SPECIFICATIONS

CRT SIZE  
12 inches non-glare 90 degree deflection  
INPUT SIGNAL  
1.0–2.5V p-p composite video signal  
INPUT IMPEDANCE  
Normal 75 ohm, high approx. 50K ohm  
INPUT TERMINALS  
RCA phone jack  
RISE TIME AND FALL TIME  
Less than 25 us  
VIDEO BANDWIDTH  
20 MHz + –3dB  
SCANNING FREQUENCY

Horizontal: 15.75 KHz + –0.5 KHz  
Vertical: 50 Hz/60 Hz  
Horizontal Retrace Time: Approx 8.5 us  
Vertical Retrace Time: Approx 800 us  
PHOSPHORS AVAILABLE  
Amber, Green  
RESOLUTION  
Centre: 1000 Lines  
Corner: 800 Lines  
Geometric distortion: 2% or less  
Linearity: less than 2%  
CONTROLS  
Front: POWER ON/OFF, brightness contrast  
Rear: V-Hold H-Hold V-Line V-Size



**Green \$179.00**  
**Amber \$199.00**

School and Dealer Enquiries Welcome

## JUKI PRINTER WITH 8K BUFFER

Daisy Wheel 18cps  
\$1045



Save 5 minutes each print run. A high quality daisy wheel printer with a large buffer so it won't tie up your computer. The JUKI uses the wide range of Adler wheels and readily available IBM selectric ribbons. (Selectric is a Registered trade mark of IBM).

## 2.4 Mbyte CP/M system for \$2700



Yes that's right 2.4 Mbyte and the Ferguson Bigboard II you get a 4MHz Z80 system with two RS232 ports plus a centronics and STD bus expansion. If you want we can add Eprom programming facilities. Comes complete with CP/M80. Check it out at our computer division C-Tech in A'Beckett St.

## ROD IRVING ELECTRONICS

425 High St., Northcote, Vic. 48-50 A'Beckett St., Melb., Vic.  
Phone (03) 489 8866, (03) 489 8131, Mail Order Hotline (03) 481 1436  
Mail orders to P.O. Box 235 Northcote 3070 Vic. Minimum P & P \$3.00.

Please address tax exempt, school, wholesale, and dealer enquiries to: **RITRONICS WHOLESAL**  
1st floor 425 High St. Northcote 3070 (03) 489 7099  
(03) 481 1923 Telex AA 38897


Errors & omissions excepted.

# ELLISTRONICS

797 SPRINGVALE RD. MULGRAVE, MELBOURNE, VIC. 3170. PH:(03)561 5844 TELEX AA37758 LSTRON  
 SUITE 18, 47 FALCON ST. CROWS NEST, SYDNEY N.S.W. 2065 PH:(02)922 3220 TELEX AA37758 LSTRON

## BIPOLAR ME

DEVICE	PRICE PER 25	PRICE PER 100	PRICE PER 250	DEVICE	PRICE PER 25	PRICE PER 100	PRICE PER 250
93L00	10.20	9.30	8.50	93419	12.50	11.26	10.35
93L01	7.50	6.80	6.25	93422	9.10	8.25	7.50
93L08	3.20	2.90	2.69	93425	4.70	4.25	3.86
93L09	10.90	9.80	8.99	93446	21.50	19.60	17.98
93L10	8.65	7.80	7.15	93448	14.10	12.75	11.68
93L14	10.90	9.80	8.99	93451	8.68	7.84	7.18
93L16	8.95	8.10	7.40	93453	8.58	7.74	7.10
93L18	1.80	1.68	1.52	93458	12.67	11.43	10.48
93L22	8.95	8.10	7.40	93459	9.10	8.22	7.53
93L24	7.52	6.80	6.22	932451	27.00	24.50	22.50
93L28	2.73	2.59	2.34				
93L38	3.39	3.10	2.80				
93L415	8.68	7.83	7.20				
93L422	11.94	10.77	9.88				
93L425	4.34	3.92	3.58				
93410	20.40	18.42	16.88				
93415	7.05	6.36	5.85				



Bankcard  
 Mail Orders  
 Welcome

Please debit my Bankcard  
 Bankcard No \_\_\_\_\_  
 Expiry Date \_\_\_\_\_  
 Name \_\_\_\_\_  
 Signature \_\_\_\_\_

Prices subject to change without notice. Phone or write for quantity discounts.  
**MAIL ORDERS:** To ELLISTRONICS, 797 SPRINGVALE RD MULGRAVE 3170  
 Minimum pack and post \$2.00. Phone (03) 561 5844




# ELLECTRONICS

797 SPRINGVALE RD. MULGRAVE, MELBOURNE, VIC. 3170. PH:(03)561 5844 TELEX AA37758 LSTRON  
 SUITE 18. 47 FALCON ST. CROWS NEST, SYDNEY N.S.W. 2065 PH:(02) 990 0000 TELEX AA37758 LSTRON

## MORY

PRICES PLUS SALES  
 TAX IF APPLICABLE.



## HYBRID REGULATORS

DEVICE	Qty 25+	Qty 100+	Qty 250
SH1605	13.95	13.25	12.50
UA323Sc	4.35	4.10	3.90
UA78H05ASC	5.65	5.30	5.10
UA78H12ASC	7.18	6.75	6.50
UA78HGSC	7.08	6.65	6.38
UA78P05SC	11.75	10.95	10.60
UA79HGSC	12.50	11.85	11.40

PRODUCTS MANUFACTURED BY

**FAIRCHILD**

A Schlumberger Company

ONE OF THE WORLDS LEADING  
 SEMICONDUCTOR MANUFACTURERS



# ELLISTRONICS

797 SPRINGVALE RD. MULGRAVE, MELBOURNE, VIC. 3170. PH:(03)561 5844 TELEX AA37758 LSTRON  
 SUITE 18. 47 FALCON ST. CROWS NEST, SYDNEY N.S.W. 2065 PH:(02)922 3220 TELEX AA37758 LSTRON

## Farewell to the last generation 74LS Welcome the new S.G.S. 74HC.

Don't think Ellistronics are over-reacting to the upgrading of new technology. We will have stocks of the 74LS Series for some time, but if you intend to wait for its funeral you may be left for dead. "S.G.S. high speed C/MOS" will take the place of 74LS series, with pin for pin chip layout, will draw less power, and work much faster. We are starting to build up stocks, maximum lead time for devices not on hand would be six weeks. For further information contact Bill Gibson, our Sales Manager.

TYPE NUMBER	HIGH SPEED FAMILY	TYPE NUMBER	HIGH SPEED FAMILY
74L500		74L500	
M74HC00B1	Quad 2 - Input Nand Gate	M74HC257B1	Quad 2 to 1 Line Multiplexer (3-State)
M74HC02B1	Quad 2 - Input Nor Gate	M74HC258B1	Quad 2 to 1 Line Multiplexer (3-State/Inv.)
M74HC04B1	Hex Inverter	M74HC259B1	8 Bit Addressable Latch
M74HC08B1	Quad 2 - Input and Gate	M74HC266B1	Quad Exclusive Nor Gate
M74HC10B1	Triple 3 - Input Nand Gate	M74HC273B1	Octal D-Type Flip-Flop
M74HC11B1	Triple 3 - Input and Gate	M74HC354B1	8-Input Multiplexer
M74HC14B1	Hex Schmitt Inverter	M74HC356B1	8-Input Multiplexer
M74HC20B1	Dual 4 - Input Nand Gate	M74HC365B1	Hex Bus Buffer
M74HC27B1	Triple 3 - Input Nor Gate	M74HC366B1	Hex Bus Buffer (Inv.)
M74HC30B1	8-Input Nand Gate	M74HC367B1	Hex Bus Buffer (Inv.)
M74HC32B1	Quad 2-Input Or Gate	M74HC368B1	Hex Bus Buffer (Inv.)
M74HC42B1	BCD to Decimal Decoder	M74HC373B1	Octal D-Type Latch
M74HC51B1	Dual 2W-2I and/or Inverter Gate	M74HC374B1	Octal D-Type Flip-Flop
M74HC74B1	Dual D-Type Flip-Flop	M74HC375B1	Quad D-Type Latch
M74HC76B1	Dual J-K Flip-Flop	M74HC390B1	Dual Decade Counter
M74HC85B1	4-Bit Magnitude Comparator	M74HC393B1	Dual Binary Counter
M74HC86B1	Quad Exclusive Or Gate	M74HC533B1	Octal D-Type Latch (Inv.)
M74HC107B1	Dual J-K Flip-Flop	M74HC534B1	Octal D-Type Flip-Flop (Inv.)
M74HC112B1	Dual J-K Flip-Flop	M74HC563B1	Octal D-Type Latch (Inv./3-State)
M74HC132B1	Quad 2-Input Schmitt Nand	M74HC564B1	Octal D-Type Flip-Flop (Inv./3-State)
M74HC138B1	3 to 8 Line Decoder	M74HC573B1	Octal D-Type Latch (3-State)
M74HC139B1	Dual 2 to 4 Line Decoder	M74HC574B1	Octal D-Type Flip-Flop (3-State)
M74HC147B1	10 to 4 Line Priority Encoder	M74HC640B1	Octal Bidirectional Bus Buffer
M74HC148B1	8 to 3 Line Priority Encoder	M74HC643B1	Octal Bidirectional Bus Buffer
M74HC151B1	8 to 1 Line Multiplex	M74HC670B1	4 Word x 4 Bit Register File
M74HC153B1	Dual 4 to 1 Line Multiplexer	M74HC688B1	8 Bit Equality Comparator
M74HC157B1	Quad 2 to 1 Line Multiplexer	M74HC4002B1	Dual 4-Input Nor Gate
M74HC158B1	Quad 2 to 1 Line Multiplexer (Inv.)	M74HC4017B1	Decade Counter/Divider
M74HC160B1	Sync. Decade Counter	M74HC4020B1	14-Stage Binary Counter
M74HC161B1	Sync. Binary Counter	M74HC4022B1	Octal Counter/Divider
M74HC162B1	Sync. Decade Counter	M74HC4024B1	7-Stage Binary Counter
M74HC163B1	Sync. Binary Counter	M74HC4040B1	12-Stage Binary Counter
M74HC164B1	8 Bit Sipo Shift Register	M74HC4049B1	Hex Buffer (Inv.)
M74HC165B1	8 Bit Pipo Shift Register	M74HC4050B1	Hex Buffer
M74HC173B1	Quad D-Type Register (3-States)	M74HC4051B1	8-Channel Analog Multiplexer
M74HC174B1	Hex D-Type Flip-Flop	M74HC4052B1	Dual 4-Channel Analog Multiplexer
M74HC175B1	Quad D-Type Flip-Flop	M74HC4053B1	Triple 2-Channel Analog Multiplexer
M74HC192B1	Sync. Up/Down Decade Counter	M74HC4060B1	Triple 2-Channel Binary Counter/Osc.
M74HC193B1	Sync. Up/Down Binary Counter	M74HC4066B1	Quad Bilateral Switch
M74HC194B1	4 Bit Pipo Shift Register	M74HC4075B1	Triple 3-Input or Gate
M74HC195B1	4 Pipo Shift Register	M74HC4078B1	8-Input Nor Gate
M74HC221B1	Dual Monostable Multivibrator	M74HCT563B1	Octal D-Latch (Inv.)/TTL Receiver
M74HC240B1	Octal Bus Buffer (Inv.)	M74HCT573B1	Octal D-Latch/TTL Receiver
M74HC241B1	Octal Bus Buffer	M74HCT564B1	Octal D-F/F (Inv.)/TTL Receiver
M74HC242B1	Quad Bidirectional Bus Buffer (Inv.)	M74HCT574B1	Octal D-F/F/TTL Receiver
M74HC243B1	Quad Bidirectional Bus Buffer	M74HCT240B1	Octal Buffer (Inv.)/TTL Receiver
M74HC244B1	Octal Bus Buffer	M74HCT244B1	Octal Buffer/TTL Receiver
M74HC245B1	Octal Bidirectional Bus Buffer	M74HC4511B1	BCD to 7-Segment L/D/D (LED)
M74HC251B1	8 to 1 Line Multiplexer (3-State)	M74HC4538B1	Dual Monostable Multivibrator
M74HC253B1	Dual In Line Multiplexer (3-State)	M74HC4543B1	BCD to 7-Segment L/D/D (LCD)





# 'Goof-proofing' the '162 power supply

Roger Harrison

The ETI-162 Power Supply has been a very popular project since we published it in the December 1982 edition. However, while current limit protection was provided, the supply isn't wholly 'goof-proof'. This little modification fixes that.

WHILE WE RECEIVED the 'usual' rash of calls and letters shortly after the project appeared — constructors using TIP31s instead of TIP32s for the series-pass transistor, shorting leads 2 and 3 of the 317 regulator, putting diodes in back to front, etc — few readers reported any unusual or common problems and the 'help' calls and letters trailed off as is the general pattern. However, towards the last quarter of 1983, we began to receive a 'run' of calls all reporting the same symptom — destruction of Q1 at switch-on or switch-off.

Now this puzzled us, as the original ETI-162 had been doing sterling service in the ETI lab since it was built and we could not reproduce the fault. Until, that is, a technical college lecturer and a reader independently gave us 'the clue'. With a short circuit on the output (or with the project operating in the current limit mode at or near maximum current out-

put), Q1 would be destroyed when the supply was switched off, or in some cases, when it was switched on in that condition.

After some investigation, we could reproduce the problem (fzst went several TIP32s!). Delving further into the switch-off conditions, it seems that the  $-10$  V rail may rapidly 'collapse' following switch-off. When this occurs, IC1 'lets go' of the 'adj.' terminal (pin 1) of the 317 regulator which is then free to draw more current through R3, turning Q1 on harder. Now, there's 5000  $\mu$ F of capacitance on the rectifier output and the charge held in C1-C2 will be 'dumped' through the emitter-collector junction of Q1 and the short (or low resistance load) on the output. This can cause the emitter-collector junction of Q1 to fuse. Exit Q1. If Q1 goes short circuit, next time you turn the power supply on you'll get peak current through the load, or, if you've removed the load, you'll get 36 V or so on the output. Gen-

**The modification installed.** About \$2 worth of bits is all it takes! Note where the 0 V and  $-10$  V rails connect. (Pay no attention to the resistor paralleled across R2).

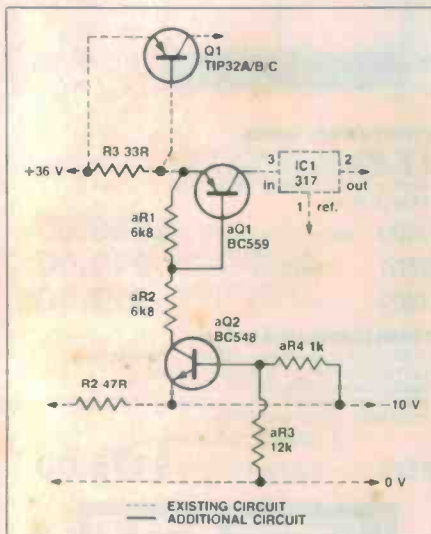


Figure 1. When the  $-10$  V supply rail is present, aQ2 is biased on, which turns on aQ1 via aR1 and aR2. Thus, current can flow through IC1, the 317 regulator. When the  $-10$  V rail drops below about 0.5 V, aQ2 turns off, turning off aQ1, preventing IC1 from drawing current and saving Q1 from destruction as described in the text.

erally, this causes R7 to smoke furiously! Tsk, Tsk.

If the  $-10$  V rail rises more slowly than the main rectifier output after switch-on, then IC1's output may not control the adj. terminal of the 317 regulator, as before, with the same result: Exit Q1.

## The modification

Providing current-limit protection during switch-on and switch-off is simple. Just ensure IC1 can draw no current when the  $-10$  V rail is not present. The circuit in Figure 1 shows how it's done and was suggested by a reader.

Technical Editor, Geoff Nicholls, lashed up a trial run and tried it out. Problem cured. A pc board was laid out, etched up, constructed and installed. The result you see in the accompanying photograph. The component overlay for the pc board is shown in Figure 2. Assembling the board is straightforward — but watch the orientation of the transistors and note which is which or you might be back where you started! Attach the '0V' and ' $-10$  V line' flying leads. These should be about 100 mm long.

Installing it is simple. First, desolder the three tinned copper wire leads between the 317 pins and the pc board — at the 317 pins. Bend these wires forward slightly, so that they stand almost straight up from the board. Next, unbolt the 317. Solder it to the '162a pc board, at full lead length. Bend the 317 flat across the board and, holding it vertical, aQ2 uppermost, copper side toward the front panel, solder the three tinned copper wire leads to the appropriate holes in the little board.

Now bend the board back down so that it lies roughly parallel to the main board, bend the 317 back up and bolt it in place, taking care to correctly replace the insulating bush and mica washer. Use a multimeter to check there are not shorts between the 317 tag and chassis. Now solder the '0 V' and ' $-10$  V line' leads in place, as can be seen in the photograph.

That's it. Give the whole thing a final check, then switch on and check it out.

Your ETI-162 Bench Supply is now goof-proof!

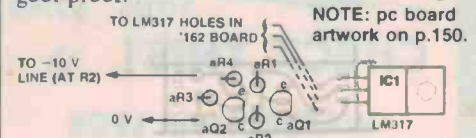



Figure 2. Component overlay for the ETI-162a pc board.





BANKCARD HOLDERS — PHONE ALTRONICS TOLL FREE 008-999-007 FOR NEXT DAY JETSERVICE DELIVERY

BANKCARD HOLDERS — PHONE ALTRONICS TOLL FREE 008-999-007 FOR NEXT DAY JETSERVICE DELIVERY

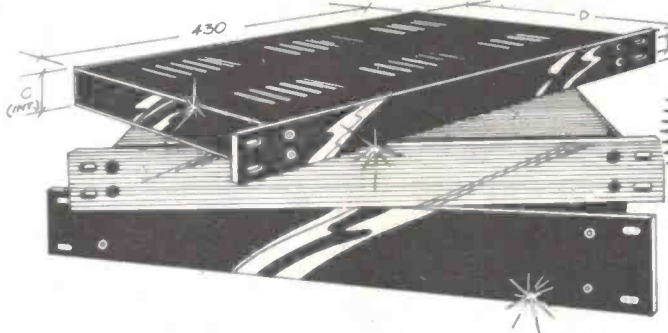


# FOR 15¢ PHONE YOUR ORDER TOLL FREE ON 008-999-007

We will immediately confirm stock availability. We will also confirm the very hour your order will be dispatched (over 95% of orders leave the same day). **With Jet Service Delivery we deliver next day to capital cities and suburbs** — Country areas please add 24 to 48 hours. Available bankcard holders only — sorry non-bankcard holders must post a cheque or money order — even so, we promise to deliver quicker than any other supplier in Australia.

## YOUR BUDGET PROBABLY ~~WON'T~~ <sup>WILL</sup> STRETCH TO AFFORD OUR PROFESSIONAL SERIES ALL ALUMINIUM RACK CABINETS

NOW YOUR PREAMPS, AMPS, CONTROL MODULES MONITOR PANELS ETC. CAN LOOK EVERY BIT AS GOOD AS TECHNICS, NAKAMICHI AND OTHER TOP MANUFACTURERS



**LAST MONTH AT THESE PRICES**

\* These beautifully crafted rack cabinet boxes will give your equipment a real 1st class appearance. \* All aluminium construction. \* REMOVABLE TOP AND BOTTOM PANELS. \* All dimensioning conforms to the International Standard. \* Natural or Black finish. \* Ventilated lid. \* Deluxe

brushed finish anodised front panel. \* Individually cartoned. \* Supplied in Flat Pack Form — Easily assembled in minutes.

Side Elevation:  
D = 254mm C (Internal Chassis Height)  
B (Mounting Bolt Centres)

Cat. No.	Finish	A	B	C	ea.	NOW
H 0401	Natural	44	34	38	\$45.00	\$39.00
H 0402	Natural	88	57	82	55.00	49.00
H 0403	Natural	132	89	126	59.95	54.00
H 0411	Black	44	34	38	45.00	39.00
H 0412	Black	88	57	82	55.00	49.00
H 0413	Black	132	89	126	59.95	54.00

Beware of other rack boxes that do not conform to International Rack Sizing.

### FUSE HOLDER 3AG

32 x 6.3mm Fuse  
\$6000..... **95c**  
10 Up..... **85c** each



### FUSE HOLDER M205

20 x 5mm Fuse  
\$5990..... **90c**  
10 UP..... **80c** each

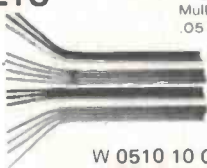


### PRICE SLAUGHTER ON GENUINE HITACHI MOSFETS (PRIME SPEC)



Z1510 25K34  
Z1512 25J49  
**\$5.90 ea \$5.50 10 up**

### CHECK OUR PRICE ON RAINBOW CABLE



Multicoloured Flat Ribbon Cable. .05 inch/1.27mm centres.

	Price Per M	Price Per M
W 0510 10 Core	1.10	10 + .95
W 0516 16 Core	1.75	1.60
W 0524 24 Core	2.50	2.25

### DALO PEN ETCH RESISTANT INK.

• Simply mark tracks directly on to copper board  
• Allow to dry • Then etch in ferric chloride bath



T 0033 .. **\$2.50**

### CHECK THIS!

### WATERCLEAR LEDS (ILLUMINATE RED) HIGH INTENSITY

Z0157 ..... 1-9 ..... **10c**  
10-99..... **.9c** 100 + ..... **8c**

### PROFESSIONAL AUTOMATIC WIRE STRIPPER


Automatically adjusts to insulation/wire diameter. This absolutely brilliant stripper is the finest we've ever used.



T 1520  
**\$9.50**

## SUPERB KIT POWER SUPPLIES

If you're thinking of buying a power supply then buy from us, we are the experts on power supply kits and carry a supply to suit most enthusiast and professional requirements. .... READ ON.



**BENCH STANDARD**  
\* 3-30v Output @ 1 Amp.  
\* Fully Regulated, Fully Protected from Thermal Overload and Short Circuits.  
\* ETI Design.  
K3205..... (PICTURED)..... **\$49.50**

**HIGH CURRENT MICROCOMPUTER PS**  
\* + 5 Volts @ 3 Amps. \* + 12 Volts @ 2 Amps.  
- 12 Volts @ 200 milliamps.  
This universal design has enough grunt to power most disk drives.  
K3350..... **\$59.50**


**13.8 VOLTS @ 10 AMPS HAM'S & CBER'S**  
Save the expense of a Mains Powered Rig.  
K3250..... **\$89.50**

### HIGH CURRENT — DUAL METERING



**EA SWITCH MODE DESIGN**  
\* 2-50 Volts at massive 175 Watts.  
\* CLEVER DESIGN — a fully mains isolated supply with a "Switchmode" low voltage circuit.  
\* Easy to build.  
K3300... (EA MAY, JUNE '83)... **\$139.00**  
K3301... (10 TURN VOLTAGE CONTROL OPTION) ... **\$10.00**  
K3302... (± 12V OPTION) EA JULY '83... **\$12.50**

**ETI SERIES REGULATOR DESIGN**  
\* 0-40 Volts @ 5 Amps — that's 200 Watts.  
\* Current limiting 0-5 Amps variable.  
\* Specifications Second to None.  
\* Free from the hum and noise sometimes associated with other techniques.  
A PROFESSIONAL SUPPLY  
K3325... (PICTURED)..... **\$175.00**



FEATURING: VARIABLE CURRENT LIMIT-DUAL METERING



# OR FOR 30¢ POST AN ORDER TO ONE OF ALTRONICS COMPETITORS

— naturally you won't have a clue as to whether they've got the items you need available. And of course, be prepared to wait, wait, patiently wait sometimes for weeks!  
**Why waste your valuable cash? Altronics staff are waiting for your call now (up to 6pm eastern standard time).**

BANKCARD HOLDERS — PHONE ALTRONICS TOLL FREE 008-999-007 FOR NEXT DAY JETSERVICE DELIVERY

BANKCARD HOLDERS — PHONE ALTRONICS TOLL FREE 008-999-007 FOR NEXT DAY JETSERVICE DELIVERY

## POWERFUL 6000 RPM MINI DRILL FOR PC WORK



Tons of Torque. Just the shot for PCB work. 12V DC operated from external Power Pack 1.2mm chuck capacity. Supplied c/w 1mm drill bit.




T2302 now only ..... **\$10.00**  
 Drill Bits:  
 T2320 (0.8mm) ... **\$1.25**  
 T2326 (1.0mm) ... **\$1.25**

## ELECTRET MIC INSERT

Great little replacement for tape recorders, etc. Handy for hobby projects. Includes data sheet and application circuit. 50 Hz - 15 KHz

## HALF PRICE Z80 A

FULL SPEC



FAMOUS SGS BRAND

Z9001 CPU WAS \$8.95 NOW **\$4.50**  
 Z9005 PIO WAS \$8.95 NOW **\$4.50**

## OOPS WE MADE A BOO BOO!

Right now we have around 1/2 million Premium Quality Genuine Philips IN914/IN4148 Signal Diodes — Out they go at never to be repeated prices.

	1's	100's	1000's
Z0101	4c	3c	2c

SAVE ON BULK QUANTITIES



C 0170 ..... **\$1.95**  
 10 Up ..... **\$1.50**

## GO ANYWHERE 12-240V POWER

MASSIVE 300 WATTS



## 40 WATT MODEL

Suits small appliances, ie. Turntables, Tape Decks, Shavers etc. Variable frequency adjustment enables speed control of turntables. Works as a trickle charger when mains power is available. EASY CONSTRUCTION ☆ VALUE PLUS


K6700 ..... **\$55.00**

These great Inverter kits enable you to power 240V appliances from a 12V DC power source. Tremendous for camping, fishing etc. Install into your Car, Boat or Caravan.

A fully regulated and overload protected design, featuring XTAL locked frequency. Use to power hi-fi, TV sets, even electric drills for short time periods. **MANY OF THESE KITS ARE NOW IN USE FOR EMERGENCY LIGHTING PURPOSES.** ALTRONICS' KIT features ☆ Gold plated edge connector and PCB huss ☆ Low age rate XTAL ☆ Sockets for all IC's ☆ High Efficiency Transformer.

K6750 ..... (EA JUNE '82) ... **\$199.50**


(\$10 DELIVERY AUSTRALIA WIDE)



## VIDEO ENHANCER

Here's a simple but effective Video Enhancer that is super easy to build at a fraction of the cost of commercial models. Unit sharpens picture detail, and can actually improve the quality of a copy by amplifying the top end of the video signal.

AT LAST A VIDEO ENHANCER KIT  
 K5825 ..... **\$35.00**



ENJOY THE PLEASURES OF STEREO SOUND (See EA Sept. 1982)

## STEREO SYNTHESIZER FOR VCR'S AND TUNERS

Synthesize realistic stereo from virtually any monophonic source by simply connecting this unit between the source and your stereo amplifier.

- ★ Quality Phillips MN3001 (not second source dropout).
- ★ Provision for 2 different signal sources.
- ★ Selection of either source via front panel switch.
- ★ Normal or stereo sound selection.
- ★ Complete kit includes all hardware, cables etc, even solder

Important ☆ beware of Kitset suppliers who sell this kit for less ☆ you get less!

K5810 ..... **\$55.00**

## VIDEO AMPLIFIER



## SINGLE OUTPUT

INVERSE AND NORMAL OUTPUT

Brilliant new kit from EA. Super cheap and Super Effective. Whilst our K5830 is suitable primarily for VCR use this video amplifier is best suited to use with computers. The EA documentation supplied is extremely well written and provides details for installation into television sets.

NO MORE SMEARY COLOURS, SIGNAL BEATS OR RF INTERFERENCE

NOTE ☆ NOT SUITABLE FOR USE WITH LIVE CHASSIS TV SETS.

K5850 ..... **\$14.95**



CONTINUING....

# 10% TO 50% OFF SALE

(SALE ENDS 10th JULY)



**DB25 FEMALE SOCKETS** EA. **\$1.50**  
 NEW, MANUFACTURED BY CANNON  
 GOLD-PLATED CONTACTS  
 LIMITED QUANTITY

**12 VOLT DC STROBE FLASHER**  
 Solid State!  
**\$18**  
 SAVE 20%  
 ORANGE, BLUE or RED

**SAVE on these SUPERMARKET SPECIALS**  
**UHF/VHF/FM ANTENNA AMPLIFIER**  
 for indoor use.  
**6 DB GAIN! DUAL OUTPUTS**  
**40% OFF! \$15**

**LIGHT DIMMER KIT**  
 EACH OR **\$5** FOR **\$9.00**  
 700W RATING  
**OR MOTOR SPEED CONTROL** (NOT SUITABLE FOR ELECTRIC DRILL)  
 WITH RFI SUPPRESSION!

**DISCO STROBE'S**  
 NEW & G'TEED  
 SAVE 33%  
**\$20**

**C20 COMPUTER TAPES**  
 2x10 Min  
**\$1.50 EACH**  
 Best Quality Low Background Noise Fully Guaranteed to meet or exceed

**VIDEO DUBBING KITS**  
 10 PCE KIT!  
**\$15**  
 Universal - Suits all Japanese machines  
 SAVE NEAR 25%

**LOW PRICES ON COMPUTERS**  
**? ASK OUR PRICE ?**

**FM MIKE**  
 Omni-directional wireless mike, 88-108MHz, with electret insert.  
**\$17**

**75Ω CO-AX TV AERIAL PLUG**  
 metal body  
 Save 50%  
 1-9 EA **65c**  
 10+55c

**EXTENSION LEAD**  
 3 meters  
**FOR JOYSTICKS**  
 DB-9 PLUG TO DB-9 SOCKET  
**\$3.99**

**12V SEALED RECHARGEABLE BATTERIES**  
 FOR ALARMS, ETC.  
 1-2AH **\$17** 2-6AH **\$30** 4-5AH **\$40**

**FULLY AUTOMATIC 12V MOTORISED CAR ANTENNA**  
 Relay operated Turn the radio on... UP goes the aerial off Down goes the aerial  
**\$23**

**ANTENNA BOOSTER AM/FM**  
 Doubles the signal strength from the antenna, 12v open  
**NOW SAVE 20% \$8**

**LIGHT-WEIGHT STEREO HEADPHONE**  
 8Ω 3d/ OFF  
**\$9.99**

**Big SHOT JOYSTICK CONTROLLER**  
 WITH RAPID-FIRE CIRCUIT!  
**\$15** EA  
 SAVE NEAR 25%

**5 1/4" DISK DRIVES**  
 CANON SLIM-LINE DSDD 1MB (unformatted) Latest Model at disc. prices  
**\$399**  
 MPI B51 S500 250KB (Used). Fully tested, with 3 mths warranty, ex demo stock.  
**\$199**

**WE'RE OVERSTOCKED - PRICES DRASTICALLY REDUCED!**  
**COMPUTER PARTS**  
 Slim 5-1/4" Floppy Disk Drives  
**From \$255**  
 (Prices include Sales Tax)

FD55A	5" 40 TRACK SGL-SIDED 250KB	\$255
FD55B	5" 40 TRACK DBL-SIDED 500KB	\$338
FD55E	5" 80 TRACK SGL-SIDED 500KB	\$303
FD55F	5" 80 TRACK DBL-SIDED 1.0MB	\$409
FD55G	5" 77 TRACK DBL-SIDED 1.6MB	\$456

TEAC MINI-FLOPPY 3" 40 TRACK SGL-SIDED 250KB \$246

**FLOPPY DISK DRIVE CLEANERS**  
 Packs of 6  
 5 1/4 INCH OR 8" INCH  
**\$25 \$29**  
 YOUR VALUABLE HEADS - FOR SS OR DS DRIVES  
 EACH CLEANER MAY BE USED UP TO 15 TIMES!

**APPLE CARDS**  
**APPLE® 100% COMPATIBLE PRODUCTS**  
 Trade Mark of Apple

- 16K RAM CARD FOR GREATER MEMORY ..... \$ 75
- Z-80 CP/M CARD RUNS CP/M PROGRAMS ..... \$120
- SUPER SERIAL CARD FOR MODEMS, ETC ..... \$190
- 80 COLUMN CARD IDEAL FOR SPREADSHEETS ... \$110
- PAL COLOUR CARD FOR GAMES, GRAPHICS ... \$100
- PARALLEL PRINTER CARD BEST AVAILABLE, \$110
- WILD COPY CARD ULTIMATE DISK BACKUP ... \$ 99
- SPEECH SYNTHESIZER CARD WITH SPR. \$ 75
- COOLING FANS ATTACHES TO SIDE OF COMPUTER \$ 55
- JOYSTICKS HEAVY DUTY, SELF-CENTERING, ADJ. \$ 49
- SLIM-LINE DISK DRIVES TEAC DRIVES ... \$365
- DISK DRIVE CARDS RUNS 1 OR 2 DRIVES ... \$ 79

**VIDEO MONITORS**  
**10% OFF GREEN or AMBER**  
**\$179 \$199**  
 12" SCREEN GUARANTEED FREE DEMO!  
 HIGH RESOLUTION, 18MHz BANDWIDTH, 80x24 DISPLAY, BRING YOUR COMPUTER AND SEE HOW GOOD IT LOOKS! FREIGHT \$15

**PENCIL II COMPUTER WITH 22 SOFTWARE PROGRAMS**  
**\$299**  
 A New Z80 based home computer with a full set of programs to get you started. Includes 128K RAM (extra 16K or 64K avail), 6 user keys

**DAISY WHEEL PRINTER**  
 QUME Daisy Wheel compatible, letter quality, speed: 20 characters/second.  
**\$595**  
**10% off CP-80 PRINTER**  
 Well-known Comput-Mate brand. **\$359** 80 CPS, Parallel input, was \$399

**\$100 USED COMPUTER BOARDS**

- Z80 CPU 2MHz Tech Design Labs ..... \$ 80
- 8080 CPU 2MHz IMS Associates ..... \$ 70
- 5 1/4" DISK CONTROLLER FOR 8080 or Z80... \$150
- 5 1/4" DISK CONTROLLER BY ICOM (1771A)... \$180
- DG-640 APPLIED TECH. VIDEO DISPLAY... \$ 95
- VDM-1 PROCESSOR TECH. VIDEO DISPLAY... \$ 75
- 4 K STATIC RAM 2102's S.S.Music ..... \$ 45
- 8 K STATIC RAM 2102's S.S.Music ..... \$ 70
- 16K STATIC RAM 2114's ..... \$120
- 32K STATIC RAM 2114's ..... \$150
- 64K STATIC RAM 6116's QT COMPUTER... \$350

**DON'T MISS THIS CHANCE.**  
**25% OFF DIGITAL PHONE DIALLERS**  
**\$15**  
 PUSH-BUTTON WITH MEMORY DIRECT REPLACEMENT FOR STANDARD ROTARY TYPE - EASILY FITTED IN MINS. (Not Telecom approved)  
**DISCOUNTS SHOWN ARE OFF OUR PPE REGULAR PRICES. AVAILABLE THIS MONTH. MAY ONLY.**  
**PACK/POST \$2 PLUS 5% OF ORDER VALUE.**

**LM3900** SAVE 50%  
 RCA3401 EQUIVALENT.  
**50c**  
 10 for \$4.50  
**VHS and BETA VIDEO HEAD-CLEANERS**  
 'Het' type with cleaning fluid.  
**\$6** EACH

**100'S OF BARGAINS**  
**AC ADAPTORS**  
**33% OFF**

OUTPUT V.	CURRENT	WAS	NOW
3, 4.5, 6	300mA	\$9.50	\$6.25
6, 7.5, 9	300mA	\$9.50	\$6.25
6, 9, 12	300mA	\$9.50	\$6.25
3, 4.5, 6	250mA Reg	\$15.50	\$10.20
3v to 12v	300mA	\$10.50	\$6.95
6, 9, 12v	500mA	\$13.50	\$8.90

**LUCKY DIP**  
 Offer!  
**SAMPLE BAG ONLY \$12.50**  
 An interesting collection of samples, manufacturer's over-runs and excess, which includes IC's, diodes, switches, resistors and capacitors, electros etc. Also plugs, sockets, coils, terminals, PCB's, pots, relays, etc. WORTH \$66.00.

**PRE-PAK electronics p/l**

**1a WEST ST, LEWISHAM, NSW**

**569-9797**  
 24 HR PHONE ORDER SERVICE

**Phone or mail order BANKCARD accepted**



# ROD IRVING ELECTRONICS

## 50V 5A LABORATORY POWER SUPPLY




New switchmode supply can deliver anywhere from three to 50V DC and currents of 5A at 35V or lower. Highly efficient design.

EA May, June 1983

**\$140.00**

## OVERLOAD INDICATOR



Will detect even slight overload conditions and is not affected by load impedance or varying supply voltages. E.A. JUNE '83

**\$75.00**

## EFFECTS UNIT



An "Effects Unit" that can create phasing, flanging, echo, reverb and vibrato effects. E.A. JUNE '83

## EPROM PROGRAMMER

**\$43.00**


No need for a Micro with EA's great Eprom Programmer suitable for 2716/2758 Eproms.

With Textool Sockets \$55.00  
EA January 82



## DUAL TRACKING POWER SUPPLY

**\$87.50**




Built around positive and negative 3-Terminal Regulators, this versatile dual tracking Power Supply can provide voltages from  $\pm 1.3V$  to  $\pm 22V$  at currents up to 2A. In addition, the Supply features a fixed +5V 0.9A output and is completely protected against short circuits, overloads and thermal runaway. EA March 82

## SOUND TRIGGERED FLASH

**\$26.50**

This easy to build sound or light operated flash trigger has many features.


Catch those spectacular and humorous moments like that time your mother-in-law slipped on the moss covered patio and broke her neck. ETI 568 October 80



## ELECTRONIC METRONOME

**\$18.90**

Great new Metronome Circuit with low current drain (less than one milliamp) drives a Loudspeaker and a Led Indicator. EA January 82



## "LE GONG"

**\$14.95**

The "Le Gong" Doorbell with those unmistakable chimes generated by the LSI. A must for the man who has everything! EA February 81



## 3 1/2 DIGIT LCD CAPACITANCE METER




Handy pocket size Digital Capacitance Meter, runs off a 9V battery and measure 1pF to 19.99uF in just three ranges. EA March 82

**\$89.95**

## VOICE OPERATED RELAY

**\$14.95**



EA's great new Voice Operated Relay can be used to control a tape recorder, as a VOX circuit for a transmitter, or to control a slide projector. EA April 82

## LED LEVEL METER

**\$27.00**

Build a Led level Meter with simultaneous peak and average display plus 60dB dynamic range. This kit is ideal for any application requiring a wide dynamic range level display. ETI 458 June 81




## LOW OHMS METER

**\$34.50**

How many times have you cursed your Multimeter when you had to measure a low-value resistance. Well alas, with the "Low Ohms Meter" you can solve those old problems and in fact measure resistance from 100 Ohms down to 0.005 Ohms. ETI 158 November 81



## FUNCTION GENERATOR \$79.50



This Function Generator with digital readout produces Sine, Triangle and Square waves over a frequency range from below 20Hz to above 160kHz with low distortion and good envelope stability. It has an inbuilt four-digit frequency counter for ease and accuracy of frequency setting. EA April 82

## LOTTO/POOL'S SELECTOR

**\$22.50**

You have to be in it to win it. Take the chance out of winning the Pools as well as Lotto, and build the great new Pools/Lotto Number Selector. EA July 81



## LARGE SCREEN TV STORAGE CRO ADAPTER

**\$119.00**



For a low cost Storage CRO with Synchronised Display, Electronic Graticule, One-Shot Triggering and Optional Storage of up to four Screen Displays it can't be beaten. EA February 82

## DIGITAL THERMOMETER: 3 1/2 DIGIT LCD

**\$89.95**

Measure temperatures from below freezing point to around boiling point. EA February 82



## SOUNDBENDER

**\$29.00**

Have great fun creating your own recording effects with music and voice. The Sound Bender can receive from Electric Guitar, Microphones, etc. ETI February 82



Errors & omissions excepted.

## ROD IRVING ELECTRONICS

425 High St., Northcote, Vic. 48-50 A'Beckett St., Melb., Vic.  
Phone (03) 489 8866, (03) 489 8131, Mail Order Hotline (03) 481 1436  
Mail orders to P.O. Box 235 Northcote 3070 Vic. Minimum P & P \$3.00.

Please address tax exempt, school, wholesale, and dealer enquiries to: **RITRONICS WHOLESALE**  
1st floor 425 High St. Northcote 3070 (03) 489 7099  
(03) 481 1923 Telex AA 38897

# The ins and outs of logic gates

Digital inverters, buffers and logic gates can come in either IC form or made up from discrete circuitry. Which type should be used in a particular application? Ray Marston answers this and many other 'logic' questions in this article.

**Ray Marston**

PULSE INVERTERS, buffers and gates are the most basic elements used in digital electronics. When designing complex digital circuits, it is often necessary to work out the most economic or cost-effective method of implementing these elements. Sometimes it's best to use discrete components (diodes-resistors-transistors) to make an element, and at others it's best to use a dedicated CMOS chip. How do you make the choice? I'll explain that in the next few pages.

The best known logic gates are the OR, NOR, AND, NAND, EX-OR and EX-NOR (EXclusive) types. Less well known is 'majority' logic which, as the name implies, gives an output only when the majority of an odd number of inputs are high. Majority logic is useful in 'voting' and psuedo-intelligent applications, such as decision-making in robotic and security systems.

## Buffers and inverters

The most basic type of digital circuit is the simple pulse inverter. Figure 1a shows the standard circuit symbol of the inverter, and

Figure 1b shows the 'truth', or operational table; Figure 1c shows a discrete resistor-transistor version of the inverter.

In digital circuits, input and output signals are either at zero, or logic 0 values, or at the full supply-rail voltage of logic 1 value. Thus, in Figure 1c, when the input is low (at logic 0) the transistor is cut off and the output is pulled high (to logic 1) via R2, and when the input is high the transistor is

driven to saturation and the output is pulled to zero volts. The importance of the Figure 1b truth table is that it illustrates this information in short-hand form.

The standard inverter is the most versatile of all logic elements. It can be used to convert an OR gate to a NOR type, or vice versa, or to convert an AND gate to a NAND type or vice versa. A pair of inverters can be used to make a bistable, monost-

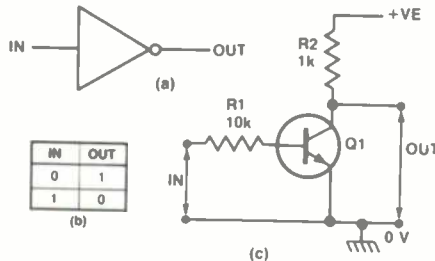


Figure 1. (a) Standard symbol and (b) truth table of a digital inverter with (c) a resistor-transistor version of the unit.

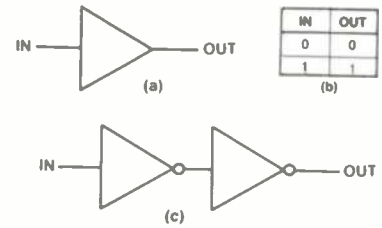


Figure 2. (a) Symbol and (b) truth table of a non-inverting buffer stage which can be made by (c) cascading two inverter stages.

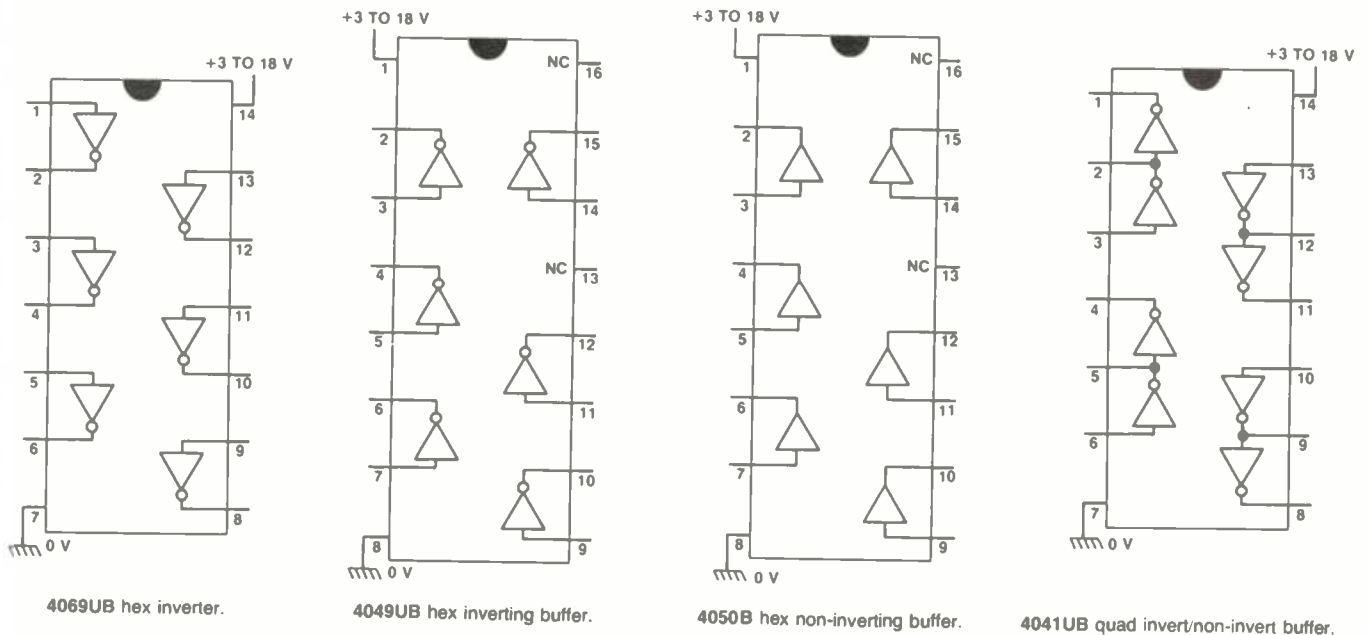


Figure 3. Five popular CMOS inverter and buffer ICs.



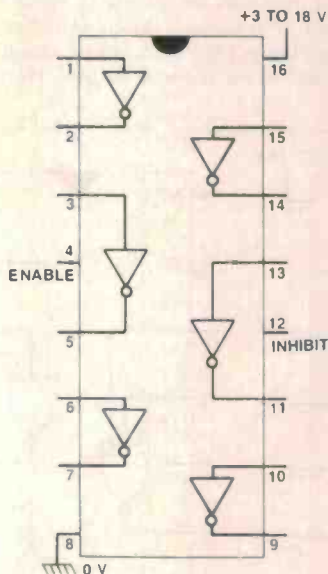
able or astable multivibrator, etc. Usually, a practical inverter has an input impedance that is high relative to its output impedance, and can be used as an impedance 'buffer'.

Not all buffers are of the inverting type. Figure 2a shows the standard circuit symbol of a non-inverting buffer stage which can be made by cascading two inverting elements as shown in Figure 2c.

Inverters and buffers are available in dedicated CMOS IC form, and Figure 3 gives details of five popular examples. The 4041, 4049 and 4069 types use the unbuffered (UB) low-gain form of CMOS construction, and the 4050 and 4502 use the high-gain buffered form of construction.

The 4069UB is a simple general-purpose hex inverter, housed in a 14-pin package, with 'standard' output drive capability. The 4049UB hex inverting buffer and the 4050B hex non-inverting buffer, on the other hand, have high output drive capability and are specifically intended to drive TTL loads; they can accept input signals far greater than the supply voltage so can be used to give signal-level translation between CMOS and TTL circuits.

The 4041UB also has high output-drive capability and can be used to drive TTL, but can not accept input signals greater than its supply voltage. The device is a quad invert/non-invert buffer. If, for example, an input is applied at pin 3, an inverted output is available at pin 2 and a non-inverted output at pin 1.



4502B tri-state hex inverting buffer. Normally pins 4 and 12 are grounded. If pin 4 is high the outputs go into the high-impedance tri-state mode. If pin 12 is high all outputs go low (if not in the tri-state mode).

The 4502B is a hex inverting buffer capable of driving TTL loads, and has a tri-state output which can be selected via pin 4; when pin 4 is low the IC gives normal inverting operation, but when pin 4 is high all outputs go into the high-impedance tri-state mode. The IC also has an INHIBIT control terminal (pin 12), which is normally held low but which drives all outputs to ground (in the 'normal' mode) when pin 12 is taken high.

The basic guidance rules for using inverters and buffers in practical circuits are simple. If you need a large number of stages, use as many dedicated ICs as necessary. If you get to the point where you are short of just one or two stages, see if you can make them from spare stages of existing logic ICs (I'll show how later) or, failing that, consider using simple resistor-transistor stages of the type shown in Figure 1c.



A	B	OUT
0	0	0
0	1	1
1	0	1
1	1	1

(a)

Figure 4. (a) Symbol and (b) truth table of a two-input OR gate.

### OR and NOR gates

Figure 4a shows the standard symbol of a two-input OR gate, and Figure 4b shows its truth table. As indicated by its name, the output of the OR gate goes high if any of its inputs (A OR B, etc) go high. The simplest way to make an OR gate is to use a number of diodes and a single load resistor, as shown in the three-input OR gate of Figure 5. The diode OR gate is reasonably fast, very cost effective, and can readily be expanded to accept any number of inputs by adding one more diode to the circuit for each new input.

Figure 6a shows the standard symbol of a two-input NOR gate (which functions like

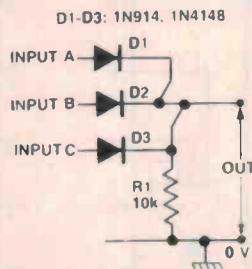


Figure 5. Three-input diode OR gate.



A	B	OUT
0	0	1
0	1	0
1	0	0
1	1	0

(a)

(b)

Figure 6. (a) Symbol and (b) truth table of a two-input NOR gate.

an OR gate with an inverted output) and Figure 6b shows its truth table. Figure 7 shows how a diode OR gate can be converted to a NOR type by feeding its output through a transistor or IC inverter stage.

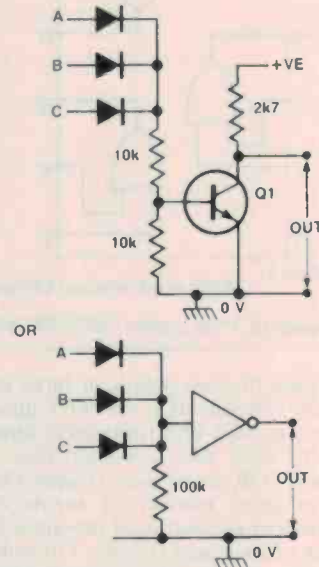
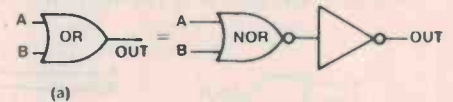
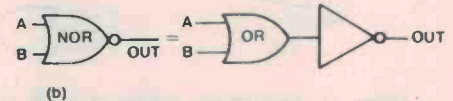


Figure 7. The diode OR gate can be converted to a NOR type by feeding its output through a transistor or IC inverter.



(a)

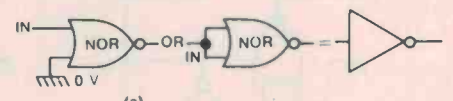


(b)

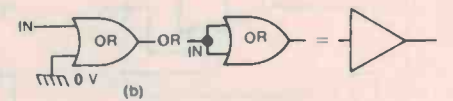
Figure 8. An OR gate can be made from a NOR gate, or vice versa, by taking the output via an inverter.

Figure 8 drives this lesson home by pointing out that an OR gate can be made from a NOR gate plus an inverter, and a NOR gate can be made from an OR gate plus inverter.

Figure 9 shows that a NOR gate can be made to act as a standard inverter, and an OR gate can be made to act as a non-inverting buffer, by either grounding all but one of the inputs or by connecting all inputs in parallel.



(a)



(b)

Figure 9. A NOR gate can be converted to an inverter and an OR gate can be converted to a non-inverting buffer.

# logic gates

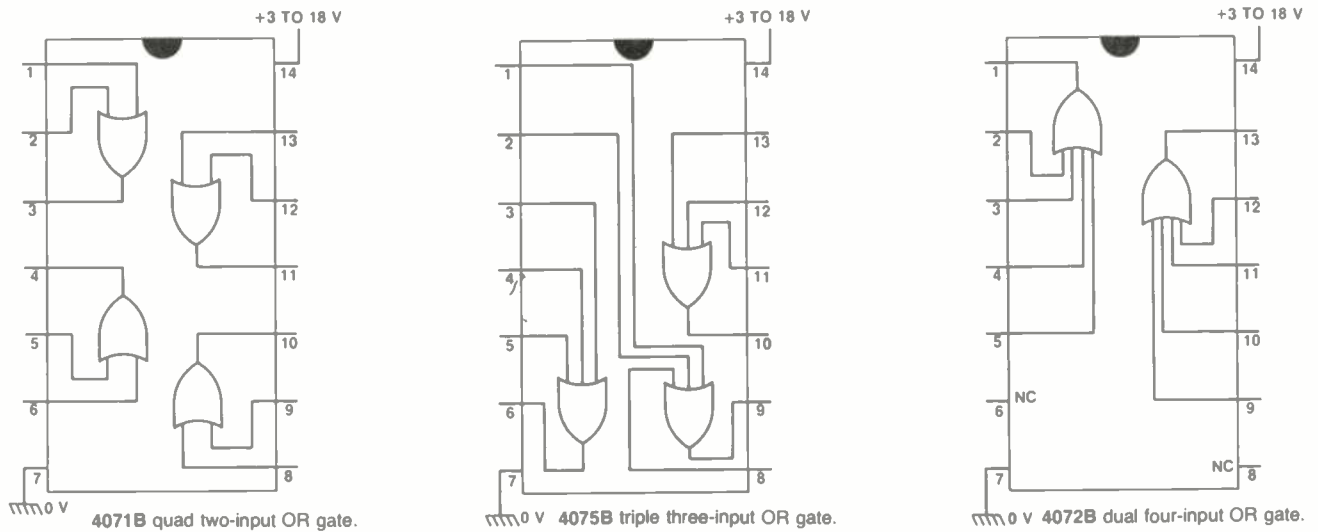


Figure 10. Three popular CMOS OR-gate ICs.

Figure 10 gives details of three popular CMOS OR gate ICs, the 4071 quad two-input type, the 4075 triple three-input type and the 4072 dual four-input type. When using IC OR gates, note (Figure 11a) that the effective number of inputs can be reduced by grounding all unwanted inputs, or can be increased (Figures 11b and 11c) by adding more OR gates (either integrated or discrete) to one of the inputs.

Figure 12 gives details of five popular CMOS NOR gate ICs. The 4001, 4025 and

4002 are quad two-input, triple three-input and dual four-input devices respectively. The 4000B contains two three-input NOR gates and a single inverter, and the 4078B is an eight-input gate that gives an OR output at pin 1 and a NOR output at pin 13.

Note that, since a NOR gate is equal to an OR gate with an inverted output, the effective number of inputs of a NOR gate can be increased or reduced by using the techniques that have already been shown in Figure 11.

Figure 13 illustrates a simple example of logic design using OR and NOR gates and inverters, the aim being to design a simple low-power tone generator (using a PB-2720 piezoelectric transducer) that can be activated via any one of four inputs. Look first at Figure 13a. At first sight, the design seems to call for the use of a four-input OR gate, with its output feeding to a gated tone generator. A suitable tone generator can be made by connecting a two-input NOR gate and an inverter in the standard astable configuration shown, but this astable is gated on by low input signals, so (in Figure 13a) the required circuit action can be obtained by interposing an inverting stage between the output of the four-input OR gate and the input of the astable. The Figure 13a design thus calls for the use of three ICs.

Figure 13b shows a simple rationalisation of the Figure 13a circuit which enables the IC count to be reduced to two. Here, the

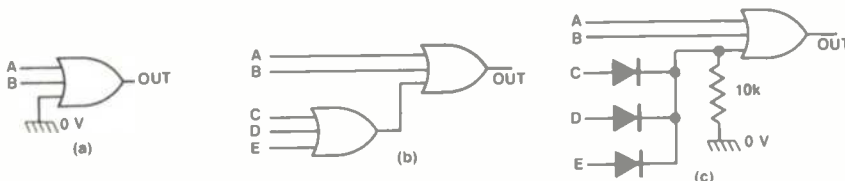


Figure 11. The effective number of inputs of a CMOS OR gate can be reduced (a) by grounding

all unwanted inputs, or increased (b or c) by adding more OR gates to one of the OR inputs.

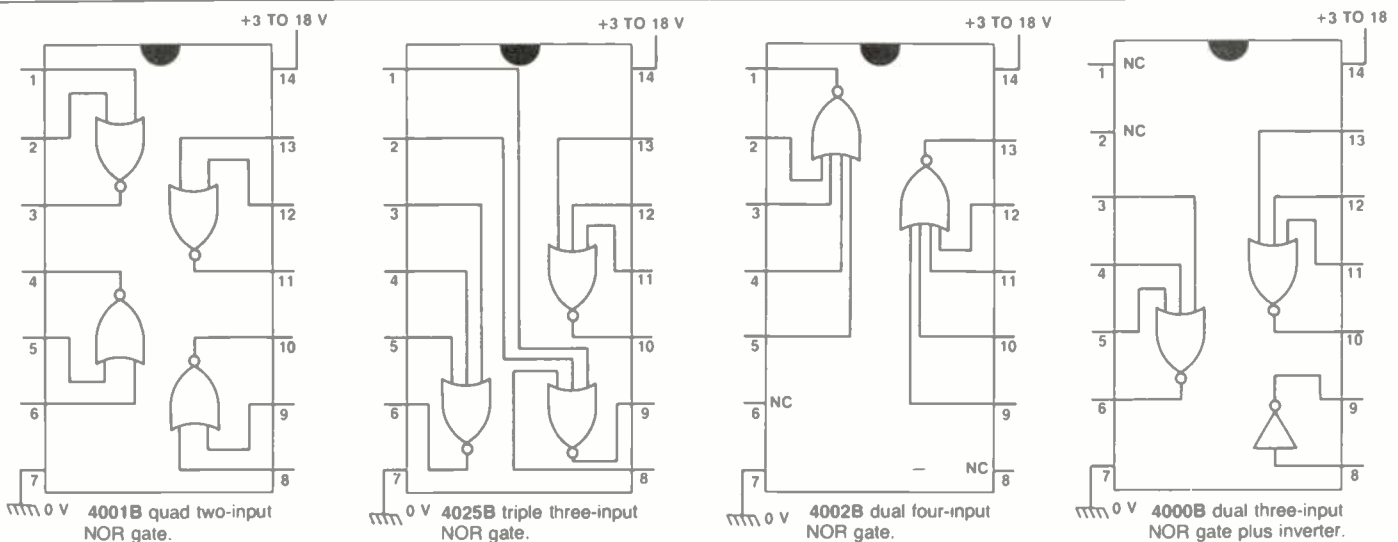


Figure 12. Popular CMOS NOR-gate ICs.



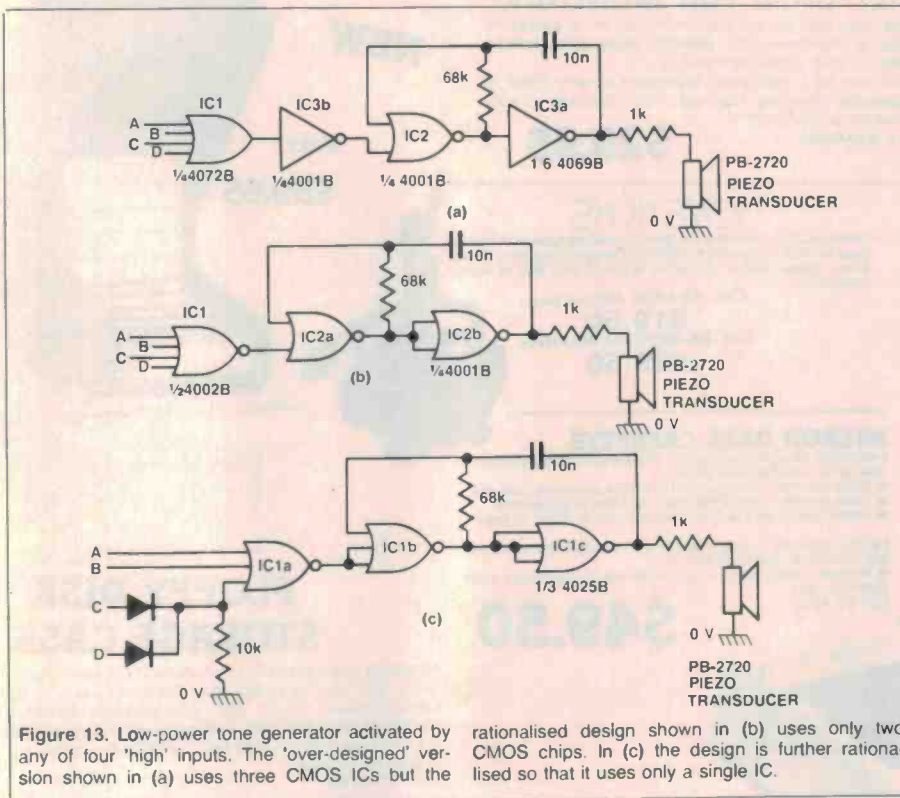


Figure 13. Low-power tone generator activated by any of four 'high' inputs. The 'over-designed' version shown in (a) uses three CMOS ICs but the

rationalised design shown in (b) uses only two CMOS chips. In (c) the design is further rationalised so that it uses only a single IC.

four-input OR gate plus inverter of Figure 13a is replaced by a four-input NOR gate, and the inverter section of the astable is made from a two-input NOR gate with its inputs shorted together.

Finally, Figure 13c shows how the design can be further rationalised so that it uses only a single IC (a triple three-input NOR gate) and a couple of diodes. Here, the astable is made by converting a three-input NOR gate to a two-input type by shorting two of its inputs together, and by shorting all three inputs of another gate together to make an inverter. The input gate of the cir-

cuit is converted to a four-input type by connecting a two-input diode OR gate to one of its inputs.

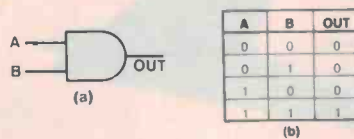


Figure 14. (a) Symbol and (b) truth table of a two-input AND gate.

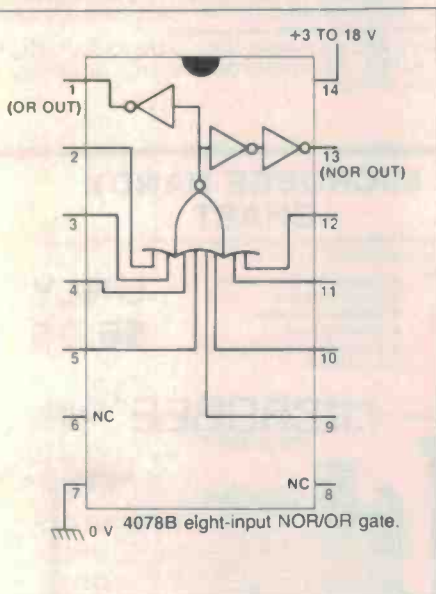


Figure 15. Three-input diode AND gate.

### AND and NAND gates

Figure 14 shows the standard symbol and truth table of a two-input AND gate which, as indicated by its name, gives a high output only when all of its inputs (A AND B, etc) go high. The simplest way to make an AND gate is to use a number of diodes and a single load resistor, as shown in the three-input AND gate of Figure 15: more inputs can be obtained by adding one extra diode for each new input.




Figure 16a shows the standard symbol of a two-input NAND gate (which functions like an AND gate with an inverted output) and Figure 16b shows its truth table.

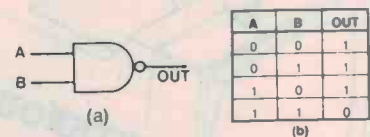


Figure 16. (a) Symbol and (b) truth table of a two-input NAND gate.

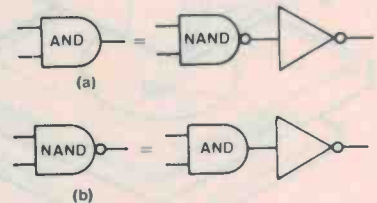


Figure 17. An AND gate can be made from a NAND gate, or vice versa, by taking the output via an inverter.

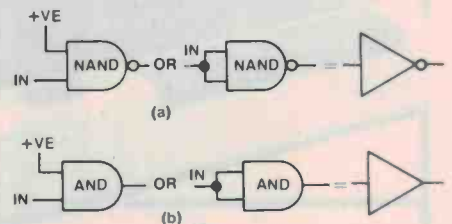


Figure 18. A NAND gate can be made to act as an inverter and an AND gate can be made to act as a non-inverting buffer.

Figure 17 shows how a NAND gate can be made from an AND gate and an inverter, and an AND gate can be made from a NAND gate and an inverter. Figure 18 shows that a NAND gate can be made to act as an inverter and an AND gate can be made to act as a non-inverting buffer either by wiring all but one of the inputs to the positive (logic 1) rail or by wiring all inputs in parallel.

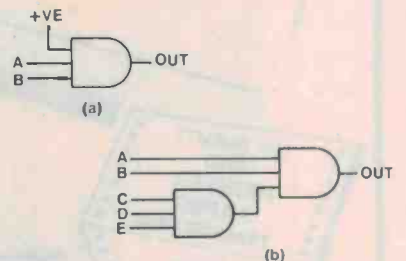
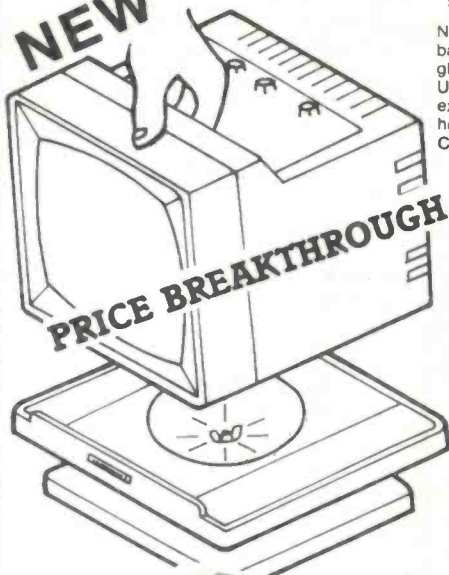


Figure 19. The effective number of inputs of an AND or NAND gate can easily be (a) reduced or (b) increased.

Figure 19 shows that the effective number of inputs of an AND or NAND gate can be (a) reduced by wiring all unwanted inputs to the positive supply rail, or (b) increased by wiring extra AND gates to one of the inputs.

**NEW**



**PRICE BREAKTHROUGH**

## TILT-BASE FOR MONITORS

Now you can mount your monitor on a swivel/tilt base to maximise the viewing angle (and reduce glare) of your computer monitor. Until now tilt bases were expensive or only fitted to expensive monitors. Now you can have one in your home for under \$30!!!  
Cat. XM-4540

**\$29.95**

## JOYSTICKS

These quality units are the self centering type with heavy duty suction cups which definitely keeps it in place. It has silver plated switch contacts, a pistol grip and is super responsive.

Cat. XA-5630 without plug **\$19.50**  
Cat. XA-5610 suit MicroBee **\$29.50**

**NEW**

ONLY

**\$59.95**



## FLOPPY DISK STORAGE CASE

Fantastic price breakthrough. A must for serious P.C. users. Will take up to 50 x 5 1/4" floppies in sets of 10. Compartments lift up and lock in place for easy identification of disk files. ABS resin case. Dimensions: 400mm long 180mm wide by 170mm high. Translucent plastic lid. Quality!  
Cat. XC-4780

**REMEMBER!** Some items are in such short supply that you may miss out. When you order hardware or software, please specify 2nd and 3rd alternatives to avoid total disappointment.

## MICRON DATA CASSETTE

A recorder designed solely for the purpose of data storage now at an unbelievable price.


- Slide volume control a must for quick checking of levels
- Tape counter a must for easy location of programs
- Inbuilt piezo transducer enables you to listen to tape

6V DC operation - use with MP-3010 plug pack ensures low hum level (optional \$12.50)  
● Robust construction of both internal mechanisms and external case.  
Cat. XC-4900

**\$49.50**



**NEW LOW PRICE**



Cat. XP-4600

NORMALLY \$499 SAVE \$100  
**NOW \$399**

## SAVE \$100 SUPER 80/AMUST DP80

MASSIVE SCOOP PURCHASE has enabled us to bring you a quality 80 CPS Matrix Printer at our lowest price ever!  
We expect these to sell FAST so get in EARLY to avoid disappointment!

Your "Super 80" printer will enable you to print letters, reports, graphics generated pictures, etc. and importantly for the programmer Hard copy of program listings. Operating under software control from any general purpose micro-computer the Super 80 features 13 different print types including emphasized (LETTER QUALITY). Bidirectional print action ensures smooth, quiet operation.  
**228 ASCII CHARACTERS, HANDLES 4" to 10" PAPER - STANDARD CENTRONICS INTERFACE**  
Cat. XP-4600

TOP QUALITY  
LINED  
PRINTER  
PAPER  
TRACTOR FEED

AT LAST AT  
AN AFFORDABLE  
PRICE

TO SUIT SUPER 80  
240mm WIDE  
XP4660! **\$39.50**  
380mm  
XP4662! **\$47.50**

**2000 SHEETS  
PER BOX**

## ASK FOR A NEW CATALOGUE!!

Mail Order customers. If you have not seen our new catalogue, boy are you missing out! If, (or when) you next buy from us by mail order just ask for a catalogue. It will be sent FREE with your order! If you have one and want one for a friend, that's fine too! Just ask!

## AT LAST! "CENTRONICS" PRINTER CABLE FOR MICROBEE

At last a ready-built cable (1 metre long) which enables you to plug your MicroBee straight into a Centronics-type printer!

Cable assembly includes interface electronics (74-LS123) in the rear of the Centronics plug. A Cannon 'D' plug is at the other end.  
Cat. XP-4650

**\$49.95**

## MICROBEE HANDY CHART

This great new wall chart is a must for every MicroBee owner. It measures 600mm x 740mm.


It gives:

- ★ Screen Poke locations
- ★ Graphic codes
- ASCII equivalents
- ★ Memory map
- Expansion socket pinouts

**ONLY  
\$6.95**







## MICROBOTS® BACK!

We have secured another shipment of the two most popular Micro Robot kits. **SEE REVIEW IN EA MARCH '84!**

**NOW  
\$34.95  
SAVE  
\$5.00**

### PIPER MOUSE

This 'microbot' is powered by 2 DC motors that drive wheels. When special ultrasonic whistle is blown, the unit goes left, right, straight ahead according to your command. Complete, including perspex dome cover! Be a Pied Piper!  
Cat. KJ-6680

**ONLY \$39.95**

### MEMOCON CRAWLER

This robot is controlled by a keyboard (which is supplied). The keyboard plugs into the robot. Up to 256 discrete commands can be entered into the robot's memory (RAM). The robot will then move according to programmed instructions. Lights and a buzzer can also be programmed to operate as well.  
Cat. KJ-6686

**ONLY \$79.95**

**NOW \$69.95  
SAVE \$10.00**

## MICROBEE SOFTWARE SELLOUT

FIRST EVER SALE OF MICROBEE SOFTWARE!  
Save around 35% off normal prices. Once again, if buying by mail order, please specify 2nd and 3rd alternatives so that you can avoid disappointment.  
QUANTITIES ARE STRICTLY LIMITED

Cat. No.	DESCRIPTION	WAS	SALE PRICE
XS7003	Mytek Monitor	\$14.95	\$9.95
XS7502	Microbee Concentration	\$14.95	\$9.95
XS7504	Microbee Z Trek	\$14.95	\$9.95
XS7505	Microbee Edpak 1	\$24.95	\$16.50
XS7508	Microbee Work a Bee	\$19.95	\$12.95
XS7517	Microbee Escape from Colditz	\$14.95	\$9.95
XS7520	Microbee Keyboard Tutorial	\$14.95	\$9.95
XS7521	Microbee Busy Calc	\$14.95	\$9.95
XS7522	Microbee Data Base	\$14.95	\$9.95
XS7522	Microbee Busy Bee CAI	\$9.00	\$5.95
XS7523	Microbee Wumpus	\$14.95	\$9.95
XS7524	Microbee Seadog	\$14.95	\$9.95
XS7526	Microbee Yahtze	\$14.95	\$9.95
XS7527	Microbee Yahtze	\$14.95	\$9.95
XS7528	Morse Code Tutor B	\$14.95	\$9.95
XS7529	Prospector	\$14.95	\$9.95
XS7530	Programming Hints	\$14.95	\$9.95
XS7534	Graphic Life Tool Kit	\$14.95	\$9.95
XS7535	Millicans Experiment	\$14.95	\$9.95
XS7536	Cannibals & Missionaries	\$14.95	\$9.95
XS7541	Vipor Microbee	\$14.95	\$9.95
XS7542	Pools & Lotto Microbee	\$14.95	\$9.95
XS7545	Destroyer Microbee	\$14.95	\$9.95
XS7546	Coulombs Law Microbee	\$14.95	\$9.95
XS8000	Microbee Texted	\$15.95	\$10.95
XS8009	DXlog	\$15.95	\$10.95
XS8203	Cheapie	\$15.95	\$10.95
XS8404	Forth	\$47.50	\$29.50

### KEY FEATURES

- ★ Amazing LOW PRICE
  - ★ 20 CPI speed
  - ★ QUME Daisy Wheel Compatibility
  - ★ Word Processor standard character set
  - ★ Special technology to prevent "prism notch"
  - ★ Centronics standard interface
- GRAB ONE NOW WHILE THEY LAST!  
THEY COMPARE WITH \$2000 PRINTERS  
BUT ONLY COST A FRACTION - HURRY!**  
Cat. XP-4620

**ONLY \$699**

## XIDEX FLOPPIES

It has been brought to our attention that one major advertiser is showing a picture of XIDEX floppies but actually selling a cheaper floppy in small quantities.

### JAYCAR ONLY STOCKS XIDEX

The XIDEX disks are supplied in a magnificent snapshot case when purchased in boxes of 10.

Cat. XC-4770 5 1/4" double sided double density soft sector. **1-9 \$5.95 ea**


**Box of 10 \$55.00**

Cat. XC-4775 5 1/4" single sided double density soft sector. **1-9 \$5.50 each**

**Box of 10 \$53.50**

## DAISY WHEEL SENSATION!!

Unbelievable price breakthrough for a letter-quality PRINTER!!



### SPECIFICATIONS

Printing System:	96 spoke daisy wheel (QUME WP compatible)
Printing Speed:	20 characters per second
Character Pitch:	1/10 inch, 1/12 inch
Print Length:	12 inches
No. of Characters per line:	120 characters at 1/10 inch pitch, 144 characters at 1/12 inch pitch
Horizontal Min. Pitch:	1/120 inch
Platen Length:	13 inches
Min. Line Feed Pitch:	1/48 inch
Paper Feed System:	Friction feed
Copy Capability:	Original +3 copies
Impression Control:	Automatic 8 levels
Ribbon:	Multi strike type ribbon cartridge (QUME MULTISTRIKE IV, FABRIC IV compatible)
Ribbon Life:	400 000 characters
Interface:	8 bits parallel (CENTRONICS compatible),
Noise:	58dB
Memory Buffer:	256 characters
Logic Seeking:	128 characters
Line Feed:	1 second per line (Shannon format)
Carriage Return:	0.66 second
Power Consumption:	Idling 40W, Operation 80W
Dimensions:	500(W) x 350(D) x 170(H)mm
Weight:	9.5 kg

## Jaycar

Incorporating  
**ELECTRONIC AGENCIES**

**SYDNEY** SHOWROOMS  
117 YORK STREET - PHONE: (02) 264 6688 and (02) 267 1614  
**CARLINGFORD**  
Cnr. CARLINGFORD & PENNANT HILLS ROAD - PHONE: (02) 872 4444  
**CONCORD**  
115 - 117 PARRAMATTA ROAD - PHONE: (02) 745 3077  
**HURSTVILLE** 121 FOREST ROAD - PHONE: (02) 570 7000

### NUMBER 1 FOR KITS

POST AND PACKING CHARGES  
\$5 - \$9.99 (\$1.50) \$10 - \$24.99 (\$3.20)  
\$25 - \$49.99 (\$4.50) \$50 - \$99.99 (\$6.50)  
\$100 - \$198 (\$8.00) Over \$199 (\$10)

\*Free INSURANCE for Road & Registered Post over \$200\*  
All heavy or bulky items (over 20kg.) sent Comet Road Freight \$12.00 anywhere in Australia.

SHOP HOURS CARLINGFORD, CONCORD & HURSTVILLE  
Mon - Fri 9am - 5:30pm; Sat - 9am - 12pm; Thurs night 8:30pm (Not Concord)  
SHOP HOURS SYDNEY  
Mon - Fri 8:30am - 5:30pm; Sat - 8:30am - 12pm; Thurs night 8:30pm

MAIL ORDERS AND CORRESPONDENCE: P.O. Box 185, Concord, 2137



Mail Order  
By



**BANKCARD**  
Via Your Phone

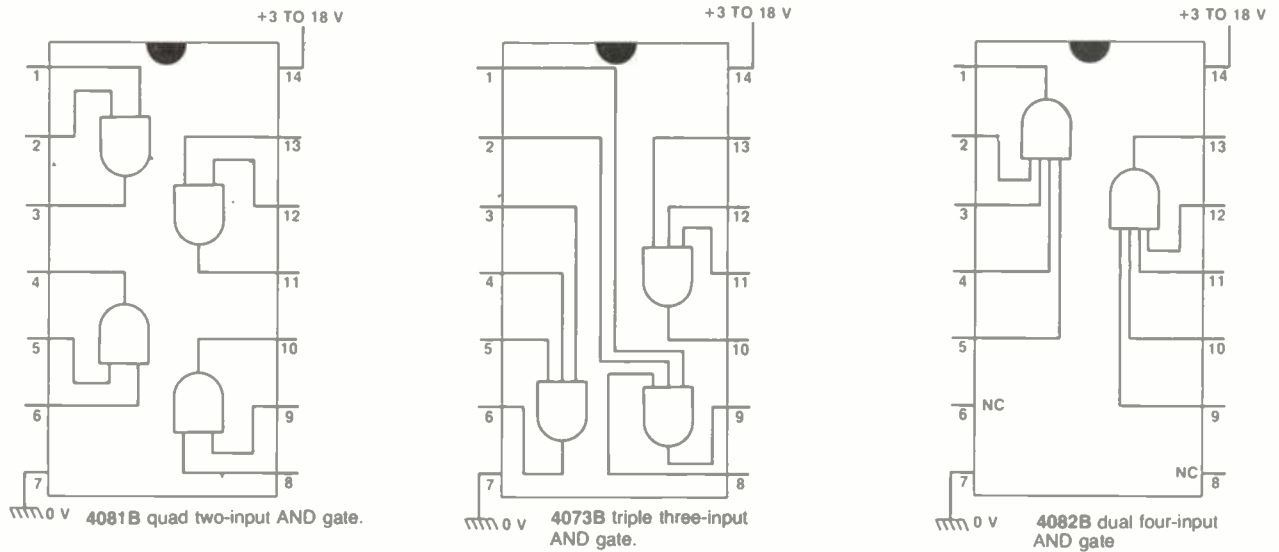


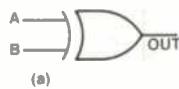
Figure 20. Three popular CMOS AND-gate ICs.

Figure 20 gives details of three popular CMOS AND gates, the 4081B quad two-input type, the 4073B triple three-input type, and the 4082B dual four-input type.

Figure 21 gives details of five popular CMOS NAND gates. The 4011, 4023 and 4012 are quad two-input, triple three-input and dual four-input types respectively. The 4068B is an eight-input device with both AND and NAND outputs. The 40107B is a dual 2-input NAND gate, housed in an 8-pin package, with outputs via open-drain n-channel transistors that can (typically) sink 136 mA.

## EX-OR and EX-NOR gates

Figure 22a shows the standard symbol of a two-input EX-OR (EXclusive-OR) gate, and Figure 22b shows its truth table. The output of the EX-OR gate goes high only when the two inputs differ. A useful feature of the EX-OR gate is that it can be used as either an inverting or a non-inverting amplifier by wiring or switching one of its inputs



A	B	OUT
0	0	0
0	1	1
1	0	1
1	1	0

Figure 22. (a) Symbol and (b) truth table of a two-input EX-OR gate.



Figure 23. Two-input EX-OR gate connected as (a) inverting and (b) non-inverting amplifier.

either to the positive (logic 1) supply rail (inverting mode) or to ground (non-inverting mode), as shown in Figure 23.

Figure 24 shows the symbol and truth table of a two-input EX-NOR gate. This logic element is equivalent to an EX-OR

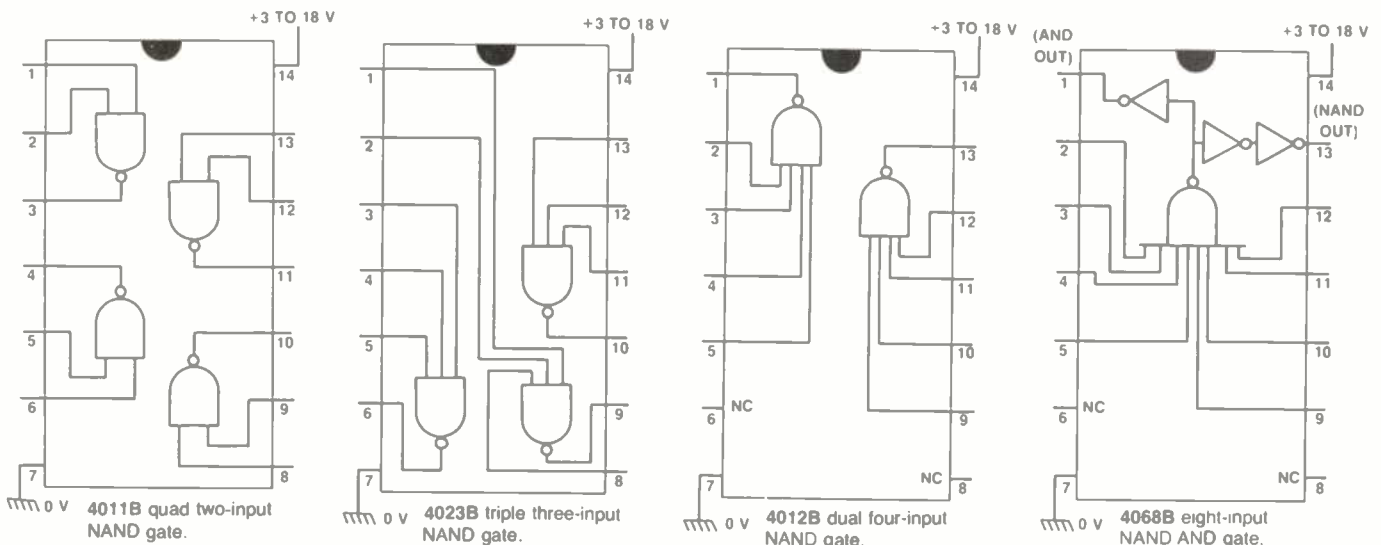


Figure 21. Five popular CMOS NAND-gate ICs.



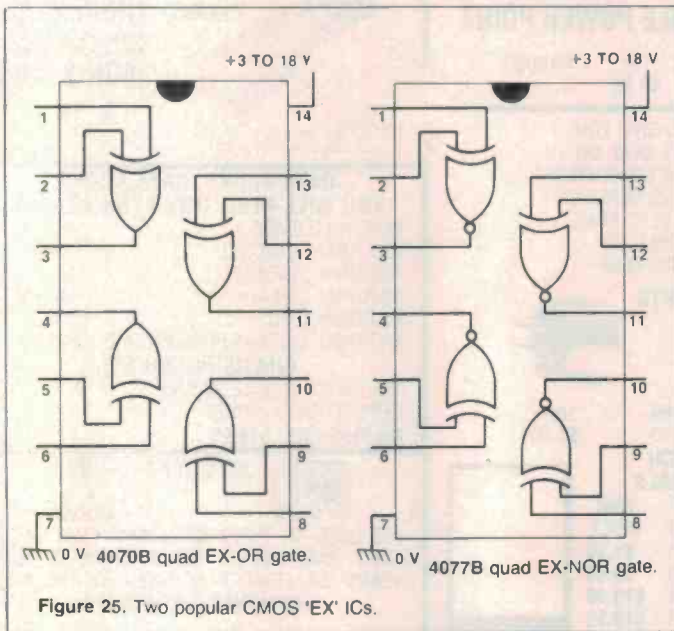


Figure 25. Two popular CMOS 'EX' ICs.

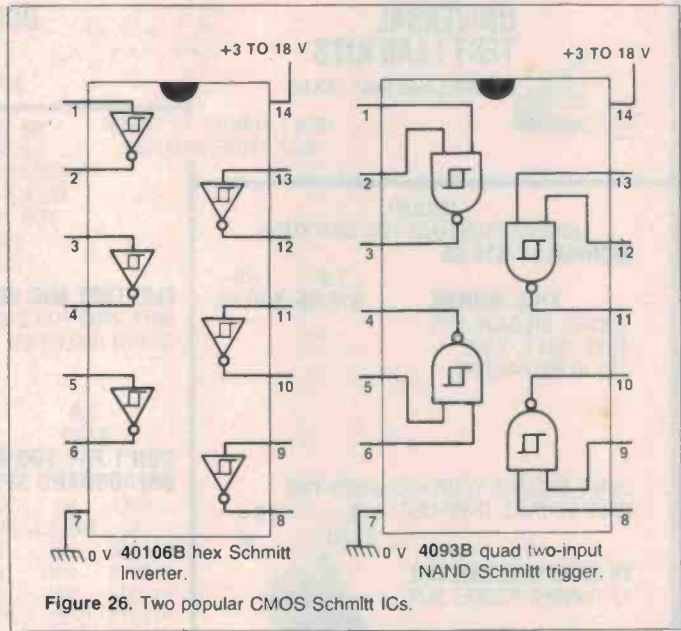


Figure 26. Two popular CMOS Schmitt ICs.

gate with an inverted output. It gives a high output only when both inputs are identical, and is very useful in logic-comparator applications.

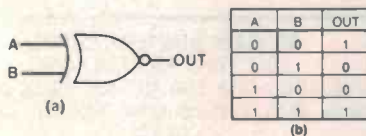


Figure 24. (a) Symbol and (b) truth table of a two-input EX-NOR gate.

Figure 25 shows details of the two best known CMOS 'EX' devices, the 4070 quad EX-OR gate and the 4077 quad EX-NOR gate.

## Special inverters and gates

CMOS inverters and gates are generally intended to be driven by logic signals that are in either the fully-high (logic 1) or fully-low (logic 0) states. If inputs are allowed to linger between these two states for more

Most CMOS logic ICs are dedicated devices; e.g. the 4082B is a dual four-input AND gate, and can be used as nothing but an AND gate. One very useful exception to this is the 4048B multifunction 'programmable' eight-input gate, which has the

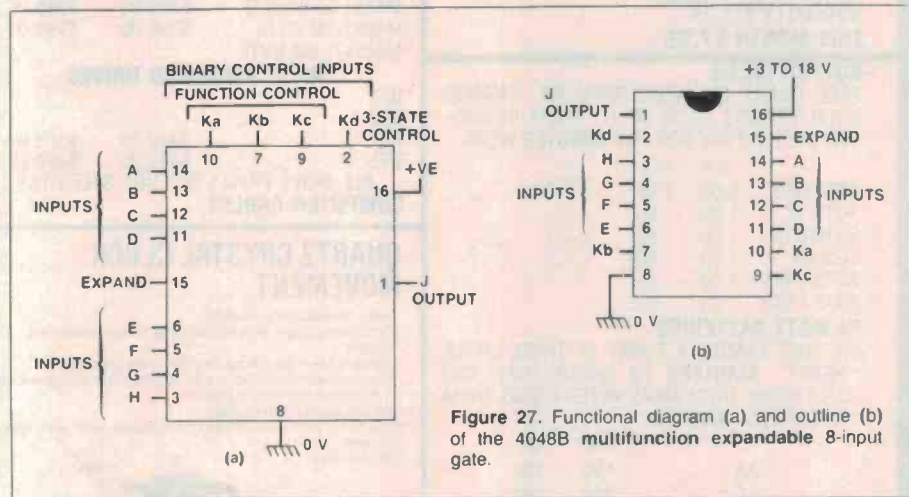


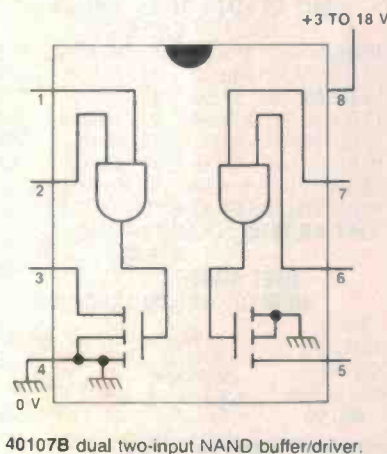
Figure 27. Functional diagram (a) and outline (b) of the 4048B multifunction expandable 8-input gate.

than a few microseconds, there is a danger that the inverter/gate will become unstable and act as a high-frequency oscillator, thereby generating false output signals. Consequently, if 'slow' signals are present at one or more of the inputs of a CMOS logic system, these signals must be 'conditioned' (given fast rise and fall times) before being applied to the actual logic circuitry.

The most useful conditioning element is the Schmitt trigger, and Figure 26 gives details of two popular CMOS Schmitt ICs, the 40106B hex Schmitt inverter and the 4093B quad two-input NAND Schmitt trigger.

functional diagram and outline shown in Figure 27. This IC has two groups of four input pins, plus an EXPANSION input pin, and is provided with four control (K) pins which enable the user to select the mode of logic operation.

Control input Kd (pin 2) enables the user to select either normal (pin 2 high) or high-impedance tri-state (pin 2 low) output operation. The remaining three binary control inputs — Ka, Kb and Kc — enable one of eight different logic functions to be selected, as shown by the table of Figure 28a, which also shows how to connect unwanted inputs in each mode of operation. ▶



40107B dual two-input NAND buffer/driver.

# BARGAINS...BARGAINS...BARGAINS...BARGAINS

## UNIVERSAL TEST LEAD KITS



P10190 Lead Set...\$3.95

DON'T FORGET TO CHECK OUR STORE SPECIALS

## DOUBLE POWER POINT



1-9 10+ P18030  
\$6.95 \$5.95

WE WILL GIVE YOU THE BEST DEAL ON COMMODORE COMPUTERS PLEASE RING BERNEICE FOR THE BEST PRICE POSSIBLE ON (03) 489-8866



T11302

## UNIVERSAL SOLDERING IRON STAND

1-9 10+  
\$4.95 \$3.95

MN3001 (SCOOP PURCHASE FOR OUR KITS)  
NORMALLY \$19.95

THIS MONTH BUCKET BRIGADE IC'S SAVE, SAVE, SAVE, EX1 IC EXTRACTOR

1-9 10+  
\$12.95 \$10.95



DON'T DAMAGE YOUR IC'S WHEN YOU HAVE TO PULL THEM OUT.

1-9 10+  
\$1.20 .95

2K OHM MULTIMETER 11 RANGES POCKET SIZE



SPECIFICATIONS 11 RANGES

DC VOLTAGE: 0-10-50-250-1000 volts 2000 ohms/volt

AC VOLTAGE: 0-10-50-250-1000 volts 2000 ohms/volt

DECIBELS: -10 TO +22dB in four ranges

OHMMETER: 0-10 k/ohms, 0-1 megaohms

DC CURRENT: 1-100mA

NORMALLY \$14.95

THIS MONTH \$7.95

FREE CHART ON WHAT THEY FIT. CHARGE YOUR FRIENDS \$4.00 TO FIT THEM INCLUDING THE BATTERY FOR FIVE MINUTES WORK.

	1-9	10+
SG13/G13	1.50	1.00
SG12/12	1.20	.80
SG10/G10	1.20	.80
SG3/G3	1.20	.80
AG13/LR44	1.00	.75
AG12/LR43	.75	.60

## HI WATT BATTERIES

WE JUST LANDED A TONNE OF THESE LITTLE "HEART" STARTERS TO CHEAP THAT YOU CAN THROW THEM AWAY AFTER USING THEM ONCE IF YOU WANT TO.

	1-9	10+
AA	15c	10c
C	20c	15d
D	25c	20c
9V	40c	30c

## SOLDER CENTRONICS PLUGS

(UNREAL PRICE. BUT ABSOLUTE TOP QUALITY)

1-9 10-99 100+  
\$6.95 \$5.95 \$4.95

NORMALLY \$14.95. (OUR OPPOSITION CHARGE UP TO \$19.95. ARE YOU PAYING TOO MUCH FOR OTHER PRODUCTS FROM THEM AS WELL.)



## ELECTRET MIC INSERTS

WITH PINS FOR EASY BOARD INSERTION



1-9 10-99 100+  
\$1.25 \$1.10 \$1.00

## DON'T PAY TOO MUCH BREADBOARD SPECIALS

CAT. No.	No. HOLES	COMP. PRICE	OUR PRICE
P11000	100	2.95	\$1.50
P11005	640	8.95	\$5.95
P11009	840	14.85	\$10.95
P11012	1680	27.95	\$19.95
P11015	2420	45.00	\$29.95



## HALF HEIGHT 5 1/2" DRIVE SPECIALISTS

MITSUBISHI	BARE DRIVE	WITH BOX + P.S.
M4851 500K BYTE	\$329.00	\$369.00
M4853 1M BYTE	\$359.00	\$399.00
M4854 1.6M BYTE		

## MP 5" STANDARD DRIVES

B51		
B52		
B91	\$349.00	\$379.00
B92	\$439.00	\$459.00


ALL DRIVE PRICES INCLUDE SALES TAX

## COMPUTER CABLES

## QUARTZ CRYSTAL CLOCK MOVEMENT

- Very compact and reliable
  - Self starting one-second stepping motor has strong torque
  - Powered by 1.5V AA battery that lasts for a year
  - Supplied with two sets of hands, one short and one long
  - ± 15 second/month accuracy
  - 56mm square, 15mm deep.
- Complete with data sheet, instructions and wall hanger bracket.  
Cat. XC-0100

\$14.95



## TO3 HEATSINK

1-9 10-99 100+  
\$1.00 90c 75c



## DATA BOOKS, DATA BOOKS YOU WILL NEED THESE FOR SCHOOL

FAIRCHILD CMOS	\$9.95
NATIONAL LOGIC TTL	\$9.95
NATIONAL LINEAR I	\$9.50
NATIONAL LINEAR II	\$9.50
NATIONAL CMOS	\$9.50
NATIONAL LINEAR APPLICATIONS	\$14.50

## CHASIS PUNCH SET

(WE KNOCK A HOLE IN THE OPPOSITION'S PRICES ON THIS ONE) \$16.95

## JOYSTICKS



(AS USED IN YOUR STANDARD COIN OPERATED MACHINES. THESE SHOULD GIVE YEARS' OF SERVICE AS USED BY THE PROFESSIONAL OPERATORS.)

	1-9	10+
2 WAY (2 MICROSWITCHES)	21-50	18-50
4 WAY (4 MICROSWITCHES)	23-50	19-50

DIP SWITCHES 4 WAY \$1.00

8 WAY \$1.50

AA NICADS 1-9 10-99 100+  
1-75 1-60 1-50

NORMALLY \$2.50 EACH

## BARGAIN HUNTERS CORNER

(GET YOUR BIG GAME HERE)

THE STING DISK FOR MICROBEE™ 50 only in stock WAS \$395.00 NOW \$195.00. GET IN QUICK.

5 CP-80 RIBBONS FOR \$69.00 (HOW DO WE DO IT?)

## NEON TEST SCREWDRIVER

WE HAVE ZAPPED THE PRICE TO 75 CENTS



## OUR NEW RANGE OF OSCILLOSCOPES is in stock

15 MHz AC-DC PORTABLE	\$695.00 Including Tax
20MHz Dual Track	\$495.00 Including Tax
45MHz Dual Track	\$995.00 Including Tax

Probes are extra at \$29.50 each

## BUY IN LOTS OF 10 AND SAVE

PIC A PAK SPECIALS

10 2SJ49 for \$49.00	10 74C926 for \$59.00
10 2SK134 for \$49.00	10 2732 for \$49.00
10 2N3055 for \$7.50	10 2764 for \$79.00
10 BUX80 for \$39.00	10 74LS245 \$12.00
10 BD139 for \$3.90	10 4164 for \$69.00
10 BD140 for \$3.90	10 7400 for \$2.90
10 RED LEDS 5mm .90	10 H1044 DELUXE
10 GREEN LEDS \$1.40	METAL CASES for \$49.50

LINE FILTERS 3 AMP 240 VAC. \$11.95



## JUST ARRIVED NEW DIGITAL MULTIMETER

PUSH BUTTON CONTROLS BUT UNDER \$60.00



WOW!!! 10 AMP 1-9 10+  
59-95 52.50

## ROD IRVING ELECTRONICS

425 High St., Northcote, Vic. 48-50 A'Beckett St., Melb., Vic.  
Phone (03) 489 8866, (03) 489 8131, Mail Order Hotline (03) 481 1436  
Mail orders to P.O. Box 235 Northcote 3070 Vic.

Minimum P & P \$3.00. Errors & omissions excepted.

Please address tax exempt, school, wholesale and dealer enquiries

## RITRONICS WHOLESALE

1st floor 425 High St. Northcote 3070 (03) 489 7099 (03) 481 1923  
Telex AA 38897



# RITRONICS WHOLESALE PTY LTD

1st floor 425 High St. Northcote 3070 (03) 489 7099 (03) 481 1923 Telex AA 38897

**YOU WILL NEVER HAVE TO PAY FULL PRICE FOR COMPONENTS AGAIN**  
**COMPUTER PAPER 9" x 11" 2000 SHEETS \$29.50 + TAX A BOX.**  
MAIL ORDER TO P.O. BOX 235, NORTHCOTE 3070.

**M4851 500K** \$260 + tax.  
**M2896-63** THE MITSUBISHI RANGE OF DISK DRIVES  
Slimline 8" Disk Drive, Double Sided, Double Density. No AC Power required, 3ms track to track, 1.6 mbytes unformatted, 77 track/side, 10<sup>6</sup> bit soft error rate.

**M2894** \$525 + tax Box & Power supply to suit \$105 + tax  
Standard size 8" drive, Double sides, double density. 3ms track to track access, 1.6 mbytes unformatted, 77 track/side, 10<sup>6</sup> bit soft error rate.

**M4854** \$525 + tax Box & Power supply \$105 + tax  
Slimline 5 1/2" disk drive, Double sides, double density, 96 track/inch, 9621 bits/inch, 1.6 mbytes unformatted, 3ms track to track access, 77 track/side.

**M4853** \$315 + tax. Box & Power supply \$75 + tax  
Slimline 5 1/2" disk drive, Double sides, double density, 1 mbyte unformatted, 3ms track to track, 80 track/side, 5922 bits/inch, Steel band drive system.

LINEAR REGULATORS		HI TECHNOLOGY PRODUCTS AND EXPERIENCE	
UA309KC	1.40	2N3055	0.55
UA317KC	1.95	BU126	1.40
UA317UC	1.20	BUX80	2.00
UA494PC	2.60	2N3771	2.50
UA723PC	0.50	2N3772	2.50
LM396K	15.00	2N3773	2.50
UA7805KC	1.20	FND500	1.10
UA7805UC	0.60	FND507	1.10
UA7808UC	0.60	MAN74A	1.90
UA7812KC	1.20	MAN72A	0.60
UA7812UC	0.50	4N28	0.80
UA7815KC	1.20	4N33	0.70
UA7815UC	0.50	BDV64B	2.00
UA7818KC	1.00	BDV65B	2.00
UA7818UC	0.60	AD149	1.50
UA7824KC	1.20	2SK134	3.50
UA7824UC	0.60	2SJ49	3.50
UA78L05AWC	0.27	W02	0.20
UA78L12AWC	0.27	W04	0.25
UA78S40DC	3.50	INS401	0.10
UA7905KC	1.20	INS404	0.12
UA7905UC	0.60	BC547	0.05
UA7908KC	1.20	BC548	0.05
UA7908UC	0.50	BC549	0.05
UA7912KC	1.20	C122D	0.65
UA7912UC	0.60	SC141D	0.90
UA7915KC	1.20	BU208	1.50
UA7915UC	0.50		

HYBRID REGULATORS		MEMORY SPECIALS	
SH1605	\$9.50	4066	\$0.50
SH323C 3ASV	\$3.90	4081	\$0.80
UA78H05SC 5ASV	\$4.90	4511	\$0.80
UA78H12SC 5A12V	\$5.50	4520	\$0.55
UA78HGSC 5A variable	\$5.50	74LS00	\$0.30
UA79HGSC	\$10.00	74LS04	\$0.30
UA78P05SC 5A10V	\$10.00	74LS1	\$0.30
		74LSJ	\$0.30
		74LS32	\$0.30
		74LS47	\$0.34
		74LS90	\$0.26
		74LS161	\$0.33
		74LS240	\$1.00
		74LS244	\$1.50
		74LS245	\$1.50
		74LS366	\$0.45
		74LS367	\$0.40

TRANSISTORS		AA Nicads	
BD139	0.23	1-8	1-80
BD140	0.23	10-89	1-50
MJ802	2.40	100+	1-30
		IN 4001	1-30
		IN 4004	1-30
		IN 4007	1-30
		1-88	1-30
		100-999	4-00
		1000+	3-50
			4-00
			8-00
			8-00
			5-00

## SCOTCHCAL RANGE OF PHOTOSENSITIVE PRODUCTS.

	Per Sheet	Per Box
8001 Red on Aluminium	250mm x 300mm \$6.50	\$45.00 (10sh)
8001 Red on Aluminium	300mm x 600mm \$10.00	\$48.00 (5sh)
8005 Black on Aluminium	250mm x 300mm \$6.50	\$45.00 (10sh)
8005 Black on Aluminium	300mm x 600mm \$10.00	\$48.00 (5sh)
8009 Blue on Aluminium	250mm x 300mm \$6.50	\$45.00 (10sh)
8009 Blue on Aluminium	300mm x 600mm \$10.00	\$48.00 (5sh)
8007 Reversing Film	250mm x 300mm \$4.00	\$24.00 (10sh)
8007 Reversing Film	300mm x 600mm \$8.50	\$48.00 (10sh)
8011 Red on White Plastic	250mm x 300mm \$4.00	\$24.00 (10sh)
8013 Black on Yellow Plastic	250mm x 300mm \$4.00	\$24.00 (10sh)
8015 Black on White Plastic	250mm x 300mm \$4.00	\$24.00 (10sh)
8016 Blue on White Plastic	250mm x 300mm \$4.00	\$24.00 (10sh)
8018 Green on White Plastic	250mm x 300mm \$4.00	\$24.00 (10sh)
8500 1 Litre Developer		\$9.00 per bottle
8500 250ml Developer		\$2.50 per bottle
3900 Scotch Clear Finish	368gm Aerosol	\$10.00 per can

All prices plus Sales Tax. Dealer and Trade inquiries welcome. Please note full range of products are available on order. Please contact Tim Bray on (03) 489-7099 for further information.

## GREAT FLOPPY DISCOUNTS

VERBATIM DISCS		5 YEAR DATALIFE GUARANTEE		Per Box of 10
MD525-01	Single Sided, Double Density	soft sectored	\$25.00	
MD525-10	SSDD 10 Sectors 40 Tracks		\$35.00	
MD525-16	SSDD 16 Sectors 40 Tracks		\$35.00	
MD550-01	Double Sided, Double Density		\$39.00	
MD550-10	DSDD 10 Sectors 40 Tracks		\$41.00	
MD550-16	DSDD 16 Sectors 40 Tracks		\$41.00	
MD577-01	SSDD Soft Sect 80 Tracks		\$41.00	
MD577-10	SSDD 10 Sectors 80 Tracks		\$47.00	
MD577-16	SSDD 16 Sectors 80 Tracks		\$47.00	
MD557-01	DSDD Soft Sect 80 Tracks		\$43.00	
MD557-16	DSDD 16 Sectors 80 Tracks		\$43.00	



8" VERBATIM			
FD32-1000	Single Sided, Single Density	hard sectored	\$33.00
FD32-8000	Single Sided, Double Density		\$54.00
FD32-9000	SSDD Critically Certified		\$53.00
FD34-1000	Single Sided, Single Density	soft sectored	\$31.00
FD34-8000	Single Sided, Double Density		\$51.00
FD10-4008	Double Sided, Single Density		\$59.00
FD10-4015	Double Sided, Single Density		\$59.00
FD10-4026	Double Sided, Single Density		\$59.00
FF32-2000	SD FLIPPY FLOPPY		\$62.00
FF34-2000	SD FLIPPY FLOPPY		\$62.00
DD32-4000	Double Sided, Double Density	hard sectored	\$53.00
DD34-4001	Double Sided, Double Density		\$41.00
DD34-4008	Double Sided, Double Density		\$41.00
DD34-4016	Double Sided, Double Density		\$41.00
DD34-4026	Double Sided, Double Density		\$41.00

Single Disc Packs 10% Extra  
ALL PRICES +20% S.T.  
100MHz Probe Sets, great value @ ..... \$23.00 + Tax

## Greenpar PROBE ACCESSORIES

Standard Kit  
Items 1-6 are standard accessories supplied where appropriate with probe kits.

1. Earth lead and clip 6"
2. Retractable hook.
3. I.C. test tip.
4. Tip insulator.
5. BNC adaptor.
6. Trimming tool.

**TRIOS**  
**CS1560**  
**ALL CROS.**  
**\$439.00**  
+ Tax

ALL PRICES PLUS 20% TAX. TRANSISTORS PLUS 32.5% TAX. MIN POST \$3.00 Heavy Items Extra  
FAIRCHILD DISTRIBUTORS.

# RITRONICS WHOLESALE PTY LTD

MAIL ORDER to PO Box 235, Northcote 3070 Victoria. Minimum MAIL ORDER \$20.00

MAIL ORDER

MAIL ORDER

MAIL ORDER

MAIL ORDER

MAIL ORDER

MAIL ORDER

# BIRKENHEAD ELECTRONICS

THE MOST comprehensive range of Altronics Products  
outside of Western Australia.


## VINYL BINDER

Holds 12 magazines, each on a spring out wire rod. Just the shot for each year's set of Electronics Australia, ETI or any of your favourite magazine.

Suits all A4 size publications (275 x 210). Very smart Royal Blue colour with beautiful gold embossing.

B 9999 \$5.50  
THIS MONTH

\$5.00 each  
4 or more \$4.50 each



## DUAL CONE WIDE RANGE



200 mm (8 in.), 10 Watts  
Max. power input. Public Address, Background Music, Ideal Hi Fi extension speaker. Includes transformer holes at 51 mm.

Over 50,000 sold in Australia!  
Mounting holes 140 x 140 mm

C2000 NOW \$6.50  
WAS \$9.50 \$6.00 10 UP

Powerful  
6000 RPM  
Mini Drill  
for PC  
Work

Tons of Torque. Just the shot for PCB work. 12V DC operated from external Power Pack 1.2mm chuck capacity. Supplied c/w 1mm drill bit.



T2302  
Incredible value now only \$10.00



## VELOSTAT

Non-static sheeting for storing CMOS IC's, LSI's etc. 1000 times better than aluminium foil, will store up to 150 IC's on one 225 x 150mm sheet.


H 0600..... \$2.50 per sheet

Premium Quality  
Genuine Philips IN914/IN4148  
Signal Diodes — Out they go at never to be repeated prices.

1's \$2.50 per 100  
4c \$20.00 per 1,000  
Z0101.....

SAVE ON BULK QUANTITIES

## NEW PRODUCT 10 SEC. RED BAR GRAPH MODULE



Z 0180 \$2.50 10 up \$2.20 ea.  
100 UP \$1.80

## CEILING SPEAKER GRILL




Suits 200 mm (8 in.) speaker. Ideal for PA/Background music systems, extension speakers etc. Colour: White.

C 0800..... ~~\$2.75~~

Now incredible  
\$1.50 ea

## SOLDERING IRON STAND UNIVERSAL TYPE



T 1302  
NOW

~~\$8.50~~  
\$5.00

## MICRON 30 WATT

This brilliant little 30 watt iron is just the "bee's knees" for the electronics hobbyist, electrician or home handyman. We searched the world for a low cost yet quality iron which met the criteria of • light-weight • screw in interchangeable tips • efficient thermal transfer from element to tip • tip temperature maintains within the limits suitable for electronic work and also small household jobs • and of course, fully S.E.C. tested and approved.



Comes fitted with  
T 2435 Tip

WAS  
\$12.95

T 2430  
REPLACEMENT TIPS \$9.50

T 2434 Flat Tip .95  
T 2435 Conical Tip .95  
T 2436 Instrument Tip .95

THE COMPUTER YOU HAVE BEEN WAITING FOR HAS FINALLY ARRIVED  
THE MOST POWERFUL, FLEXIBLE AND BUSINESSLIKE MACHINE IN ITS CLASS

★★★★★★ THE EXCALIBUR 64 IS HERE ★★★★★★

# BIRKENHEAD ELECTRONICS

SHOP 71 QUAY WEST ARCADE  
BIRKENHEAD POINT  
PHONE: 81-4077  
OPEN 7 DAYS



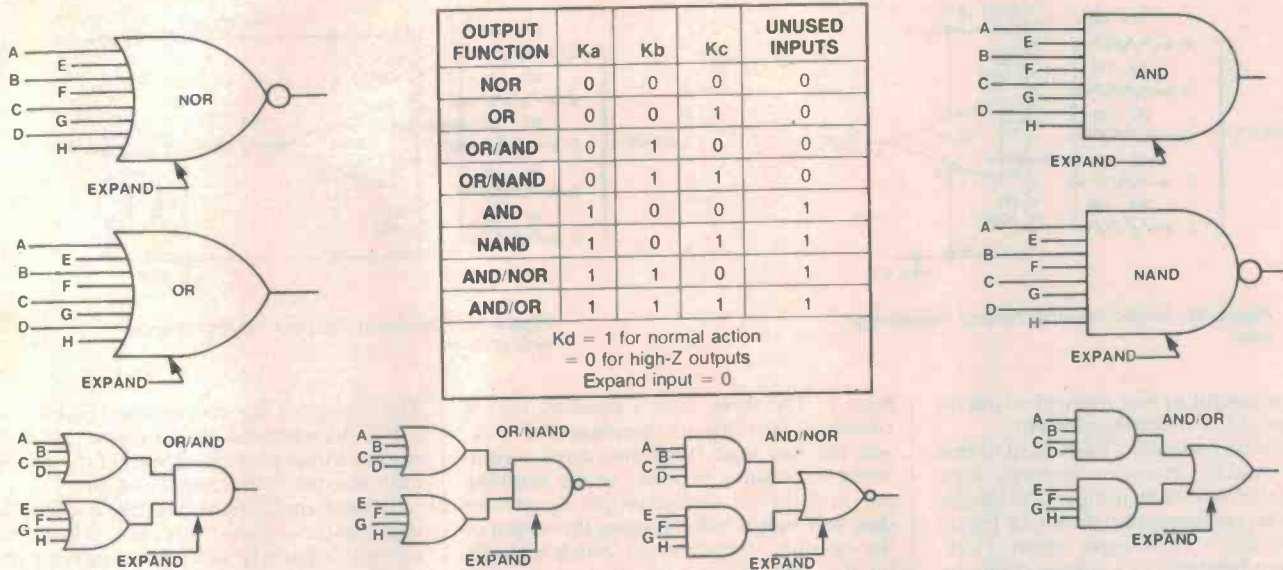


Figure 28. Function table and the eight basic logic configurations of the 4048B multifunction expandable eight-input gate.

Thus, to make the 4048B act as a normal six-input OR gate, connect the two unwanted inputs to ground (logic 0), and control pins Ka and Kb to ground and pins Kc and Kd to the positive supply rail. The EXPAND input (pin 15) is normally tied to ground.

Eight different logic functions are available from the 4048B, as shown in Figure 28b. Note that operation in the AND, OR, NAND and NOR modes is quite conventional, but that operation in the remaining four modes (OR/AND, OR/NAND, AND/OR and AND/NOR) is less self-evident.

In the latter cases the inputs are broken into two groups of four, with each group providing the first part of the logic function, but with the pair of groups providing the second part of the logic function. Thus, in the OR/AND mode, the circuit gives a high output only if at least one input is present in the A to D group at the same time as at least one input is present in the E to H group.

The EXPAND input terminal of the 4048B enables ICs to be cascaded so that, for example, two ICs can be made to act as a 16-input gate by feeding the output of one IC into the EXPAND terminal of the other.

Note when using expanded logic that the input logic feeding the EXPAND terminal is not necessarily the same as the overall logic that is required: Thus, an OR EXPAND input is needed for expanded NOR or OR operation, a NAND EXPAND for AND and NAND operation, a NOR EXPAND for OR/AND or OR/NAND operation, and an AND EXPAND for AND/OR or AND/NOR operation.

### Majority logic

To conclude, let's take a brief look at a little-known logic system known as *majority logic*, in which the logic unit has an odd number of inputs (3, 5, 7, etc) and gives an

output only when the *majority* of inputs (2, 3, 4, etc) are high, irrespective of WHICH inputs are active. This type of logic is useful in some special applications, such as in voting machines and semi-intelligent alarms and robotic devices in which, for example, an alarm bell may sound only if at least two or three detectors indicate a 'fault' condition, or a robot may move only if there is more stimulus to move than there is to stand still.

The best known CMOS majority logic IC is the 4530B dual five-bit unit (Fig 29), each half of which contains a five-input majority logic element with its output feeding to one input of an EX-NOR gate that has its other input (W) externally available, enabling it

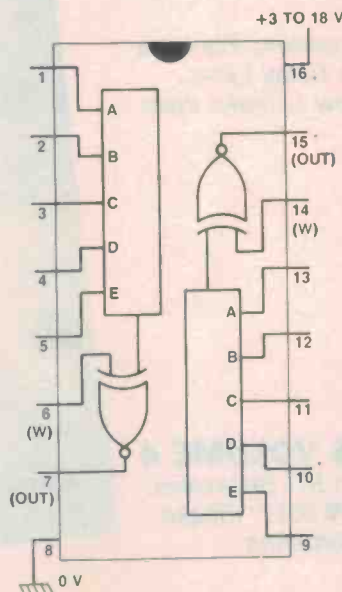


Figure 29. Details of the 4530B dual five-bit majority logic gate.

to be wired as either an inverting or non-inverting stage. Thus, when 'W' is tied to logic 1, the EX-NOR stage gives non-inverting action and the output of the element goes high only when the majority of inputs are high; when 'W' is tied to logic 0, the EX-NOR stage gives an inverting action and the output of the element goes high when the majority of inputs are low.

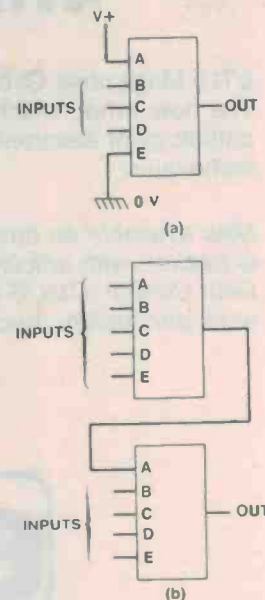


Figure 30. The number of effective inputs of a majority logic circuit can easily be (a) decreased or (b) increased.

The effective number of inputs of a 4530B can be reduced by wiring half of the unwanted inputs to logic 1 and the other half to logic 0 (Figure 30a). The effective number of inputs can be increased by cascading elements, as shown in Figure 30b.

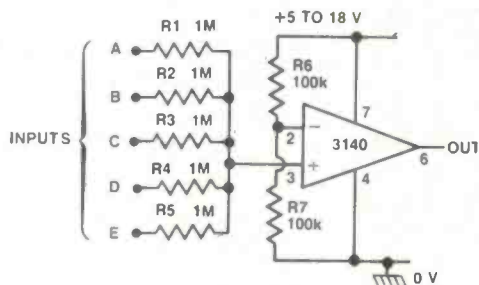


Figure 31. Simple five-input op-amp majority-logic gate.

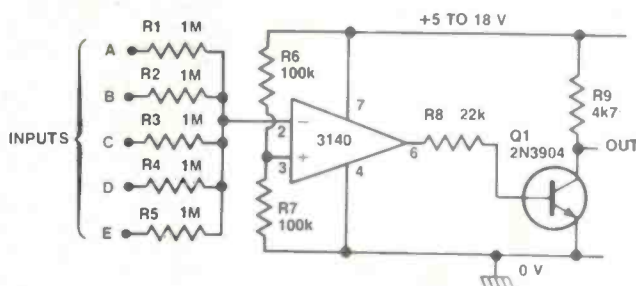


Figure 32. Compound five-input op-amp majority-logic gate.

taking the output of one element to one of the inputs of the following element.

The 4530B is actually a fairly hard to find IC. Fortunately, however, majority logic can easily be created by using a CA3140 op-amp in the configuration shown in Figure 31, which shows a five-input circuit. Here, the op-amp functions as a voltage comparator, with potential divider R6-R7 applying half-supply volts to pin 2 of the op-amp, and the five input resistors (which are each connected to either ground or the supply rail) form a potential divider that applies a fraction of the supply voltage to pin 3.

Suppose that two input resistors are connected to logic 0 and three resistors go to

logic 1. The three logic 1 resistors have a combined (paralleled) impedance of 333k, and the two logic 0 resistors have a combined impedance of 500k, so the resulting potential-divider voltage on pin 3 is greater than half-supply volts, causing the output of the op-amp comparator to switch high. If, on the other hand, only two of the five inputs are taken to logic 1, the resulting pin 3 voltage is below half-supply value and the op-amp output is switched low. The circuit thus gives 'majority-logic' action.

When 5% resistors are used the Figure 31 circuit can be given any number of inputs up to a maximum of eleven by simply adding one more 1M resistor for each new input.

The output of the circuit switches fully to zero volts when the output is low, but only rises to within a couple of volts of the supply rail value when the output is high.

In most applications this defect is of little importance; it does, however, mean that elements cannot be cascaded to increase the effective total number of inputs. This defect can be overcome by using the alternative 'compound' configuration of Figure 32, in which the output is inverted and level-shifted by Q1 and the inputs to the op-amp are transposed. The output of this circuit switches to within 50 mV of either supply rail, enabling units to be cascaded without limit.

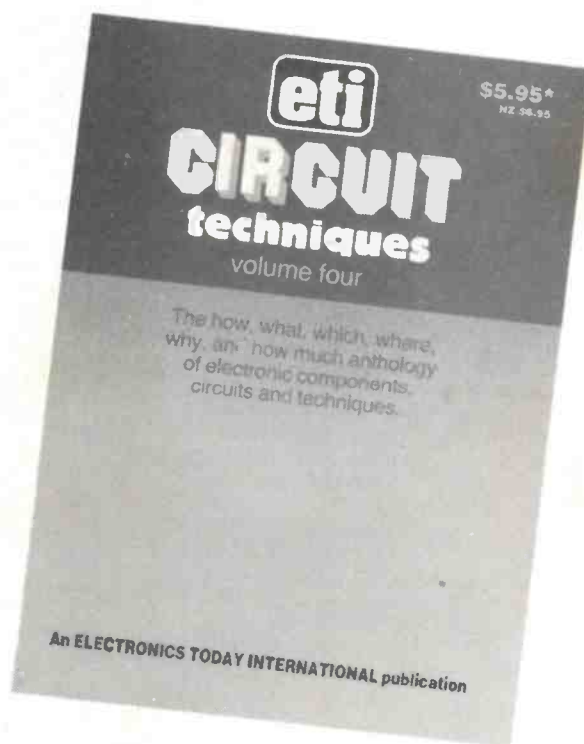
## 4TH WONDER OF THE WORLD

ETI's Magazines' Circuit Techniques Volume No 4. The how, what, which, where, why and how much anthology of electronic components, circuits and techniques.

Now available on news stands everywhere this book is packed with articles on Analogue Delay Lines, Gain Control, CMOS circuits and how to make them work plus much, much more.

### ETI CIRCUIT TECHNIQUES VOLUME 4

Available at your newsagent or from ETI Booksales, 140 Joynton Avenue, Waterloo, NSW 2017. Please add \$1.75 post and packing when ordering.





# ETI Book Sales

## electronics textbooks

### ELECTRONICS: IT'S EASY — VOL 1 A0001E \$5.95

Meters, resistance, capacitance and inductance, emitter followers, op-amps, power supplies, electronic filters.

### ELECTRONICS: IT'S EASY — VOL 2 A0002E \$5.95

Digital sub-systems, counters and shift registers, A-D and D-A conversion, digital instruments and test equipment, computers, transmission links, oscilloscopes.

### ELEMENTS OF ELECTRONICS — BOOK 1 A0003B \$9.95

This five-book series is an introduction to modern electronics. All the maths is taught as the reader progresses. The course concentrates on the understanding of concepts central to electronics, rather than digressing over the whole field. The author anticipates where difficulties lie and guides the reader. Book 1 covers all fundamental theory necessary to full understanding of simple electronic circuits and components.

### ELEMENTS OF ELECTRONICS — BOOK 2 A0004B \$9.95

Alternating current theory — see Book 1.

### ELEMENTS OF ELECTRONICS — BOOK 3 A0005B \$9.95

Semiconductors technology leading to transistors and ICs — see Book 1.

### ELEMENTS OF ELECTRONICS — BOOK 4 A0006B \$9.95

Microprocessing systems — see Book 1.

### ELEMENTS OF ELECTRONICS — BOOK 5 A0007B \$9.95

Communications — see Book 1.

### DIGITAL COUNTER HANDBOOK A0332P \$17.25

Covers general principles and explains concepts such as accuracy, precision and stability. The emphasis is on digital-counter test and measuring equipment, but also deals with elementary counters, both electronic and mechanical.

## reference and data handbooks

### REFERENCE DATA FOR RADIO ENGINEERS B0023P \$54.50

Largest and most comprehensive collection of equations, graphs, tables, and other reference data needed in radio engineering and design.

### CONTEMPORARY MATHEMATICS FOR ELECTRONICS B0024P \$35.95

This book is split into three sections. Direct current maths introduces the student to the calculator, fractions and dimensional analysis. Alternating current maths covers phasors, quadratics and RMS in both sine and digital waveforms. Active device maths introduces number systems and boolean.

### FIRST BOOK OF TRANSISTOR EQUIVALENTS AND SUBSTITUTES B0025B \$5.95

This guide covers many thousands of transistors showing possible alternatives and equivalents. Covers transistors made in Britain, Japan, United States, Europe and Hong Kong, and includes types produced by more than 120 manufacturers.

### SECOND BOOK OF TRANSISTOR EQUIVALENTS AND SUBSTITUTES B0026B \$6.25

Interchangeability data covers semi-conductors manufactured all over the world. Immediate equivalents are shown and possible substitutes are included.

### PRACTICAL ELECTRONIC CALCULATIONS AND FORMULAE B0027B \$9.95

For the practical person's workbench. Bridges the gap between technical theory and cut-and-dried methods which work but leave the experimenter unfulfilled. There's a strong practical bias. High maths avoided where possible.

### WIND/SOLAR ENERGY B0324P \$19.95

Covers solar energy and photovoltaic converters, wind energy, batteries and inverters. Also includes practical solar power supplies with applications for radio communications and low-power electrical systems.

### INTERNATIONAL DIODE EQUIVALENTS GUIDE B0339B \$6.95

Includes zener diodes, LEDs, diacs, triacs, thyristors, OCIs, photo diodes, display diodes and simple rectifier diodes.

### RESISTOR SELECTION HANDBOOK B0348B \$2.95

Shows how to combine two preferred values of resistor to obtain virtually any required value of resistance. Includes information about fixed resistors, standard ranges, colour codes and markings, power ratings and resistor calculations.

## electronics for beginners

### BEGINNER'S GUIDE TO DIGITAL ELECTRONICS C0029B \$4.95

Covers all essential areas including number systems, codes, constructional and sequential logic, analogue/digital/analogue conversion.

### BEGINNER'S GUIDE TO BUILDING ELECTRONIC PROJECTS C0030B \$6.95

Enables total beginners to tackle electronic projects. Includes component identification, tools, soldering, building methods, cases, legends, etc. Practical basic projects are included.



### FIRST BOOK OF PRACTICAL ELECTRONIC PROJECTS

Normally \$4.95; this month only.

**\$3.70**

Full constructional data, circuits, components lists for many practical projects including audio distortion meter, guitar amp, metronome, etc. To order, quote book number CX035B.

Limited supplies

### HOW TO BUILD YOUR OWN METAL AND TREASURE LOCATORS C0036B \$6.95

Electronic and practical details on the simple and inexpensive construction of heterodyne metal locators.

### BEGINNERS'S HANDBOOK OF IC PROJECTS C0037P \$19.25

The novice is guided in mastering the fundamentals of building, troubleshooting and testing electronic projects. In addition to many elementary projects, more advanced ones are included concerning bipolar integrated circuits and medium and large-scale integrated circuits.

### ELECTRONIC PROJECTS FOR BEGINNERS C0038B \$6.95

This book gives the newcomer to electronics a wide range of easily built projects. Actual components and wiring layouts aid the beginner. Some of the projects may be built without using soldering techniques.

### POPULAR ELECTRONIC PROJECTS — BOOK 1 C0039B \$6.95

A collection of the most popular types of circuits and projects to interest most electronics constructors. The projects cover a wide range and are divided into four basic types: radio, audio, household and test equipment.

### ELECTRONIC GAMES C0040B \$5.95

How to build many interesting electronic games using modern ICs. Covers both simple and complex circuits for beginner and advanced builder alike.

### EASY ELECTRONICS: CRYSTAL SET CONSTRUCTION C0041B \$6.75

For those who wish to participate in the intricacies of electronics more through practical construction than by theoretical study. The circuits are based on those from earlier publications but have been modified to use modern components and home-wound coils.

### IC PROJECTS FOR BEGINNERS C0042B \$6.75

Especially written for the less experienced hobbyist, and offers a range of fairly simple projects based around a number of popular and inexpensive linear and digital ICs. Complete layout and point-to-point wiring diagrams.

### SOLID-STATE NOVELTY PROJECTS C0043B \$4.95

A number of novelty projects using modern ICs and transistors. Includes a musical instrument played by reflecting a light beam with your hand, water warbler for pot plants, music tone generator, LEDs and ladders game, touch switch, electronic roulette wheel, etc.

### BASIC ELECTRICITY AND AN INTRODUCTION TO ELECTRONICS C0311P \$16.95

Simply worded explanations of electrical symbols, basic electrical laws, direct current, cells and batteries, magnetism, alternating current, distribution, radiation, etc, with many diagrams and illustrations.

### SIMPLE PROJECTS — VOL 2 C0256E \$2.95

Contains easy projects plus chapters on construction techniques and useful information on components.

### SIMPLE PROJECTS — VOL 3 C0416E \$5.95

Popular projects for cars, music, around the home and special hobby affects. A valuable addition to the library of all those interested in electronics.

**Save time and trouble with mail order — fill out the reply-paid coupon!**

140 Joynton Avenue, Waterloo, NSW 2017, Australia. Phone (02) 663-9999 Sydney. Telex 74488.

Postal Address: ETI Book Sales, PO Box 227, Waterloo, NSW 2017.



## constructional projects

### POWER-SUPPLY PROJECTS

**D0047B** \$5.95  
Gives a number of power-supply designs, including simple unregulated types, fixed-voltage regulated type and variable voltage stabilised designs. The designs are all low-voltage types for semiconductor-circuits.

**ELECTRONIC PROJECTS USING SOLAR CELLS**  
**D0049B** \$6.75

Includes a number of projects that benefit from solar power and obviate the problems encountered with batteries, such as weight and bulk, frequency of replacement, and failure when batteries are exhausted.

**DIGITAL IC PROJECTS**  
**D0050B** \$6.75

The projects included in this book range from simple to more advanced projects — some board layouts and wiring diagrams included.

**BUILD YOUR OWN HI-FI AND AUDIO ACCESSORIES**  
**D0052B** \$4.95

Essential for keen hi-fi and audio enthusiasts. Projects include stereo decoder, three-channel mixer, FET preamp for ceramic pick-ups, mic preamp with adj. bass, stereo dynamic noise limiter, loudspeaker protector, etc.

**28 TESTED TRANSISTOR PROJECTS**  
**D0053B** \$4.50

Some circuits are new, others are familiar designs. Projects can be split and/or combined.

**PROJECTS IN OPTO-ELECTRONICS**  
**D0057B** \$6.75

Included are simple circuits using ordinary LEDs as well as more sophisticated designs such as infra-red transmitters and detectors, modulated light transmission and also photographic projects, etc.

**ELECTRONICS SECURITY DEVICES**  
**D0059B** \$6.95

Besides including both simple and more sophisticated burglar alarm circuits using light, infra-red and ultra-sonics, this book also gives circuits for gas and smoke detectors, flood alarms, fire alarms, doorphones, etc.

**THE COMPLETE GUIDE TO SECURITY**  
**D0343P** \$22.30

This comprehensive non-technical guide covers locks and alarm systems, security for the home, office, car and travel. Includes practical hints on telephone security, closed-circuit television, ultrasonic and photoelectric burglar alarms and rf bug detectors.

**BUILDING AND INSTALLING ELECTRONIC INTRUSION ALARMS**  
**D0356P** \$16.95

Electromechanical intrusion alarms, audio and vibration alarms, photoelectric alarms, proximity alarms and car alarms are all covered in this book. Hints on selection, construction, installation and maintenance are also included.

**52 PROJECTS USING IC741**  
**D0386B** \$3.95

Projects include remote thermometer, servodriver, rev counter for petrol and diesel engines, voltage amplifier and a record amplifier with bass boost.

## circuit techniques and design

**COUNTER DRIVER AND NUMERAL DISPLAY PROJECTS**  
**E0082B** \$5.95

Author F. G. Rayer features applications and projects, using various types of numerical displays, popular counter and driver ICs, etc.

**TTL COOKBOOK**  
**E0083P** \$20.50

A complete look at TTL logic circuits — what TTL is, how it works, and how to use it. Many kinds of practical TTL are included, such as digital counters, electronic stopwatches, digital voltmeters, etc.

**CMOS COOKBOOK**  
**E0086P** \$21.00

This book explains CMOS technology and its application to 'real world' circuitry. A mini-catalogue is included, which lists more than 100 devices, giving pinouts and application notes.

**IC TIMER COOKBOOK**  
**E0087P** \$26.95

Gives you a look at the hundreds of ways IC timers are used in electronics instrumentation.

**ELECTRIC CIRCUITS AND NETWORKS**  
**E0091P** \$18.75

Comprehensive explanation of the theory, with numerous examples and solved illustrative problems.

**SCRs AND RELATED THYRISTOR DEVICES**  
**E0095P** \$21.25

Written for experimenters, technicians and engineers, this book is a practical and comprehensive guide to the theory, operation, specifications and applications of silicon-controlled rectifiers (SCRs) and related thyristor devices.

**REGULATED POWER SUPPLIES**  
**E0096P** \$29.75

Comprehensive discussion of the internal architecture and operation of the latest solid-state regulators. Explains when regulated supplies are needed and how to incorporate them in your projects, and discusses modern circuitry including linear and switching circuits and late ICs.

**ANALOG INSTRUMENTATION FUNDAMENTALS**  
**E0097P** \$29.75

Numerous practical, hands-on lab experiments and solved problems are included, plus discussions of movements, dc ammeters, voltmeters ohmmeters, bridges filters and attenuators. No calculus is required.

**SOLAR CELLS**  
**E0098P** \$37.95

In-depth description of the basic operating principles and design of solar cells. It also covers the techniques used to produce solar cells and reviews applications.



### LEARNING TO WORK WITH INTEGRATED CIRCUITS

Normally \$2.35; this month only.

**\$1.75**

Discover the basics of integrated circuits while building a simple and useful electronics project. A complete collection of the popular American QST series. To order, quote book number EX318R. Limited supplies

**UNDERSTANDING CMOS INTEGRATED CIRCUITS**  
**E0105P** \$11.95

This book tells you what CMOS ICs are, how they work, and how they can be used in electronic circuit designs. Practical circuits, with parts values, are included.

**GUIDE TO CMOS BASICS, CIRCUITS, AND EXPERIMENTS**  
**E0107P** \$15.95

If you are already familiar with TTL devices and are ready to examine the benefits of CMOS, this book is your complete source. It tells you what CMOS devices are, their characteristics and design rules. Experiments demonstrate the concepts discussed.

**LM 3900 IC PROJECTS**  
**E0110B** \$4.75

Unlike conventional op-amps, the LM 3900 can be used for all the usual applications as well as many new ones. It's one of the most versatile, freely obtainable and inexpensive devices around. This book provides the groundwork for simple and advanced uses — it's much more than a collection of projects. Recommended.

**IC 555 PROJECTS**  
**E0109B** \$6.75

One wonders how life went on before the 555! Included are basic and general circuits, car and railway circuits, alarms and noise makers plus section on subconverter 556, 558 and 559s.

**IC CONVERTER COOKBOOK**  
**E0139P** \$22.75

Written for the practising engineer, technician, hobbyist or student, this book will be an invaluable working guide to the understanding and use of IC analogue/digital and digital/analogue converters.

**HOW TO DESIGN AND MAKE YOUR OWN PCBs**  
**E0284B** \$6.95

Covers the practical aspects of printed-circuit board design and construction.

**ED NOLL'S SOLID-STATE CIRCUIT FILES (TWO VOLUMES)**  
**E0315P** \$25.95

Volume 1 of this two-volume set covers bipolar transistor, FET and linear IC circuits. Volume 2 covers TTL and CMOS circuits. Together, they provide a ready-made set of experiments for circuit study (\$25.95 for both volumes).

**50 SIMPLE LED CIRCUITS — BOOK 1**  
**E0108B** \$4.50

Fifty interesting circuits and applications using the LED. Includes circuits for the 707 common anode display for the beginner and advanced enthusiast.

**50 SIMPLE LED CIRCUITS — BOOK 2**  
**E0346B** \$4.95

Fifty useful circuits and applications using the LED to complement Book 1 (ETI Book Sales No. E0108B). Includes diode tester, unijunction LED flasher, car voltage probe, SCR tester, fuse tester and simple timer.

## test equipment and fault-finding

**AUTOMOTIVE TUNE-UP AND EMISSION-CONTROL SERVICE**  
**F0120P** \$22.75

Car owners who wish to save money and maintain their cars at peak performance will learn how to adjust, repair and maintain the systems that ensure best operation.

**ELECTRONIC TEST EQUIPMENT CONSTRUCTION**  
**F0122B** \$5.95

Describes construction of wide range test gear, including FET amplified voltmeter, resistance bridge, field strength indicator, heterodyne frequency meter, etc.

**TEST GEAR — VOL 3**  
**F0255E** \$4.95

Projects include RF attenuator, op-amp tester, tachometer, transistor tester, mains cable seeker, electric fence tester, portable core-balance relay, etc.

**ELECTRONIC TROUBLESHOOTING HANDBOOK**  
**F0257P** \$11.50

This workbench guide shows you how to pinpoint transistor troubles in minutes, how to test almost everything electronic and how to get the most out of low-cost test equipment.

**EFFECTIVELY USING THE OSCILLOSCOPE**  
**F0258P** \$16.95

Describes the potential uses of the scope, ranging from audio and television tests and measurements to performance tests.

## electronic music and audio/video


**MOBILE DISCOTHEQUE HANDBOOK**  
**G0093B** \$4.95

Most people who start mobile discos know little about equipment or what to buy. This book assumes no preliminary knowledge and gives enough info to enable you to have a reasonable understanding of disco gear.



# Bathroom strip heater time-out

Ian Thomas




IT IS PROBABLY not everyone's misfortune to return from six week's holiday in Bhutan or Tenerife to find the bathroom strip heater has been left on, but even a one day lapse of memory can cost about 50c. Even more important though, is the risk of fire due to an unattended heater. A nice answer to this problem seemed to be to incorporate some form of simple timer into the pull-on/pull-off switch used to control the heater.

Giving the matter a little thought it seemed that the switch pull cord should work exactly as normal, except that whenever the heater was turned on a timer was started which would shut it off again after 30 to 40 minutes (and if anyone was in the bathroom for longer than that then the heater turning off would be a timely reminder). Also, if the timer needed to be restarted then simply turning the heater off then on again would do the trick.

## Design

A quick survey of bathroom strip heaters available from electrical supply houses showed a considerable variety available with power ratings of between 750 and 2400 Watts. As I wished to be warmed rather than crisped, I chose a 'Rayflow' model 22/13 (750 Watts) and a model 22/15 (1100 Watts) to construct prototypes. Both are bare wall mounted single bar heaters with no power cord or switch and hence nothing to have to throw away when I started modifying.

Once the power rating of the heaters was chosen, a suitable triac was selected to handle the necessary current (3.1 A for the smaller heater and 4.6 A for the larger). The RCA T2850 series of triacs seemed to fill the bill exactly as they can handle up to

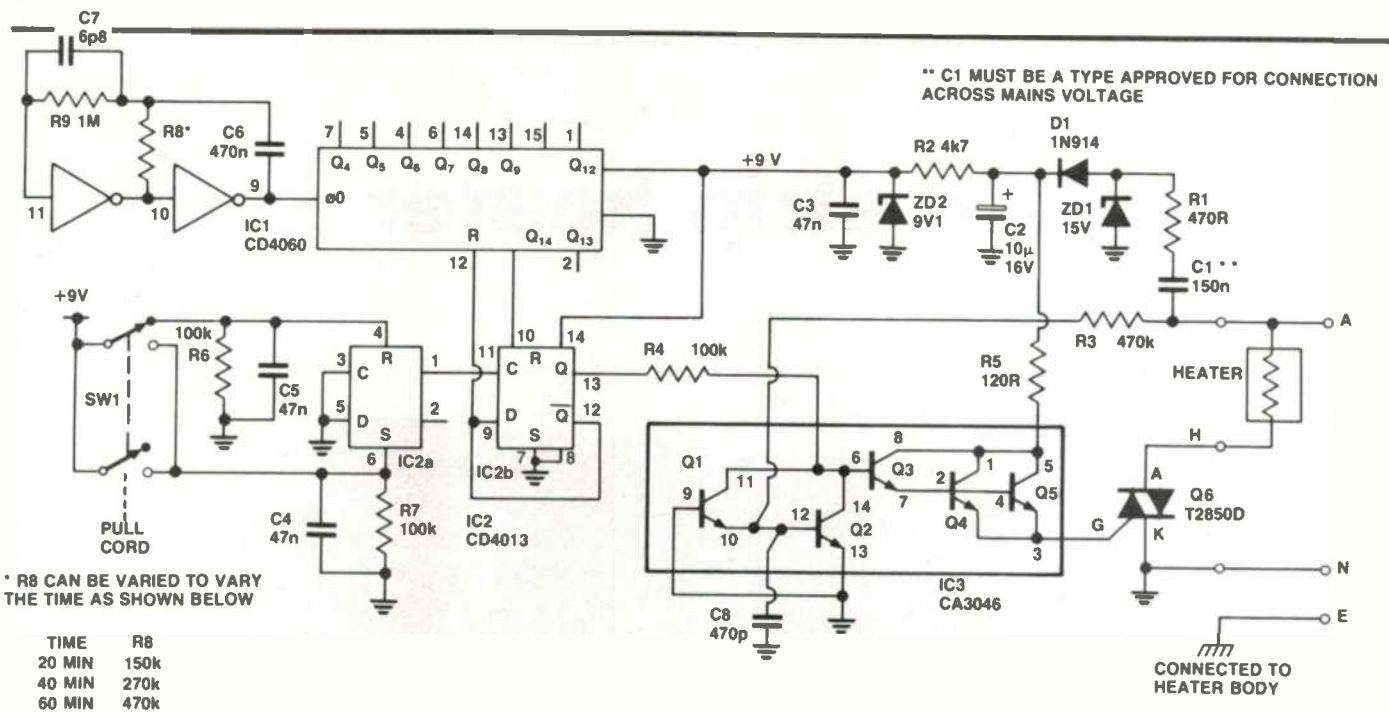


Ever left your bathroom strip heater on all day! Sure boosts the electricity bill! This simple project automatically turns off the heater after allowing you enough time for morning ablutions. Just pull the switch cord when you walk in the bathroom of a morning and the project does the rest. No bathroom strip heater? — no worries, this shows you how to build one in a commonly available model.

8 A RMS, given adequate heat sinking, and are reasonably cheap. Another great advantage is that the T2850 comes in a standard T0-220 outline with the mounting tab electrically isolated from the power. This makes things a lot safer as the heater electronics is switching lethal voltages; a fact which must

*NEVER* be forgotten. The 'D' version of the triac range can block up to 400 V and is the one to use for 240 Vac applications.

From the data sheets, the gate current needed to turn the triac on reliably is about 60 mA under all conditions, or say 100 mA to be safe. This made the control power ►



\* R8 CAN BE VARIED TO VARY THE TIME AS SHOWN BELOW

TIME	R8
20 MIN	150k
40 MIN	270k
60 MIN	470k

### HOW IT WORKS — ETI-275

The heater-timer can be divided up into four sections: the power supply, the triac circuit, the pull-on:pull-off circuit and the timer itself. Each section will be described in turn.

#### THE POWER SUPPLY:

DC power for the electronics is provided from the mains input through capacitor C1, diodes ZD1 and D1, and the electrolytic capacitor C2. When the active mains input is swinging negative diode, D1 is reverse biased and ZD1 is turned on. Capacitor C1 is therefore charged up to the peak negative voltage of the mains (about -315 volts). When the mains start to swing positive ZD1 turns off and D1 turns on pumping the charge stored in C1 into C2. During this part of the cycle C1 and C2 act as a potential divider to reduce the mains down to a safe level. When C2 has enough charge zener diode ZD1 breaks down to dump any excess charge to ground. R1 is in series with C1 to protect the zener ZD1 from any transients on the mains input as C1 looks like a short circuit to any spikes or steps in mains input. A second stage of regulation is provided by R2, ZD3 and C3 to give a stable supply for the timer and pull-on:pull-off circuits.

#### THE TRIAC DRIVE CIRCUIT

As described in the design section the triac Q6 requires a short pulse of about 100 mA just after the mains voltage passes through zero volts. This function is performed by transistors Q1 and Q2 which are part of the IC transistor array IC3. Mains voltage is applied to the emitter of Q1 and the base of Q2

through R3. When the mains voltage is positive Q2 is turned on and the common collectors of Q1 and Q2 are clamped to ground. When the mains swings negative Q1 acts as a common base stage and turns on, once again clamping the two collectors to ground. As the input voltage passes through zero volts both Q1 and Q2 are momentarily off and their collectors are allowed to rise to the control voltage determined by IC2b. If pin 1 of IC2 is high then, just after the mains voltage passes through zero, a positive pulse is applied to the base of Q3 which acts as an emitter follower. Transistors Q4 and Q5 give more current gain and R5 sets the final level of the current pulse to be applied to the gate of the triac. If, however, pin 1 of IC2 is low it makes no difference what happens to Q1 and Q2 as their collectors always stay at zero volts and no triac trigger pulses are produced.

#### THE PULL-ON:PULL-OFF CIRCUIT

This function is performed by a break-before-make switch (see construction for details) where two sets of contacts are used for better reliability together with a dual CMOS type D flip flop. One half of the IC is used as a simple set-reset flip-flop to "debounce" the switch contacts and its D and C inputs are grounded and not used. The Set and Reset inputs (pins 4 and 6) both are grounded through 100k and 47nF and are connected to the switch changeover contacts. The switch common is connected to the positive rail so that when the switch is operated only one positive edge appears at the Q output pin 13. The capacitors C4 and C5 serve to suppress any transients that may be coupled over from the mains side of the system as the pull-downs

are a rather high impedance.

The second half of IC2 is connected as a toggling flip-flop and its Q output is connected to its D input. Every time a positive edge is generated by the switch debounce flip-flop it changes the state of the control flip-flop and enables the triac or shuts it off. At the same time the Q output also enables or disables the timer.

#### THE TIMER CIRCUIT

The timing function is performed by a CMOS oscillator-timer IC1 which is a CD4060. This IC consists of an inhibitable oscillator circuit which only needs a few external resistors and capacitors, together with a 2<sup>14</sup> divider circuit. This means the oscillator must produce 2<sup>13</sup> or 8192 pulses before the last stage, Q14, goes positive. If we want about a 30 minute delay then the oscillator output period should be 30X60/8192 or about 0.22 seconds. This period is set by R8 and C6 which together have a time constant of about 0.13 second (the oscillator gives an output pulse roughly every two time constants). R9 serves to limit the input current to the CMOS Input pin 11 and C7 acts as a speed-up capacitor. When the reset pin 12 is taken high the oscillator circuit is inhibited and all fourteen divider stages are set low. Therefore when the control flip-flop Q output is low and the heater is off then the Q output is high and inhibits and resets the timer. As soon as the heater is turned on the timer is released and after about 35 minutes (measured) the timer Q14 goes positive and resets the control flip-flop. As soon as the control flip-flop is reset it resets the timer and the whole circuit returns to its idle state.

needed to operate the triac quite appreciable by itself, ignoring any power needed to operate the timer circuitry. This brought me head on to the first difficulty. The heaters chosen (and in fact almost all wall mounted heaters) have quite narrow bodies which mount flush to the wall and there simply isn't enough room to mount any readily available power transformer capable of handling the gate power requirements.

#### Problem!

However, all was not lost as triacs need only be pulsed on once every half cycle of the 50 Hz mains, or every 10 milliseconds. Also, the pulses can be very short (10 µs is heaps), provided the pulse is applied at exactly the right time. This means our current needs are reduced by a factor of 10<sup>-6</sup>/10<sup>-3</sup>, or 1000 times — much more reasonable! There are ICs available to do this

pulse generation and timing (such as the RCA CA3058 or CA3079) but they are powered from the 240 V mains through a resistor which has to drop several watts itself. This amount of power in one component makes for hot, and therefore unreliable, electronics. (As an aside, the reliability of an electronic device is halved for about every 10° C temperature rise, so if our timer operates at 70° C rather than



25° C then it will probably fail 25 times sooner!)

Since the average total current drain of the timer and control circuitry can be reduced to below about 10 mA, then capacitive-divider type power supplies seem to be ideal. These use two capacitors as a potential divider to give a (comparatively) low impedance low voltage ac supply. When combined with a couple of diodes (see 'How It Works') you get a low voltage dc output. For low current applications this is a cheap, compact and safe dc source provided the smaller (higher impedance) capacitor is connected to the *active* mains input and is a type approved for continuous connection across the 240 Vac supply (see 'Parts List'). This combination of triac pulse triggering and the use of low power CMOS timing circuits solved the transformer problem but left me with the problem of generating the trigger pulses for the triac without wasting power.

As we have a triac whose gate must be taken positive with regard to terminal 2 to turn it on, then what is needed is a series of positive-going pulses about 10  $\mu$ s long just after the mains voltage has gone through zero volts. If all the effects of triac holding current are allowed for then the pulse should be present until about 30  $\mu$ s after the mains passes zero volts to ensure the triac stays on.

One very cheap integrated transistor array such as a CA3046 can be connected to achieve exactly the required functions, together with three resistors and one capacitor (once again, see 'How It Works'). The circuit also gives a high impedance control input to gate the trigger pulses. The toggling pull-on/pull-off operation with timer reset and control area are also described in detail in 'How It Works' and require only two cheap CMOS ICs to do everything needed.

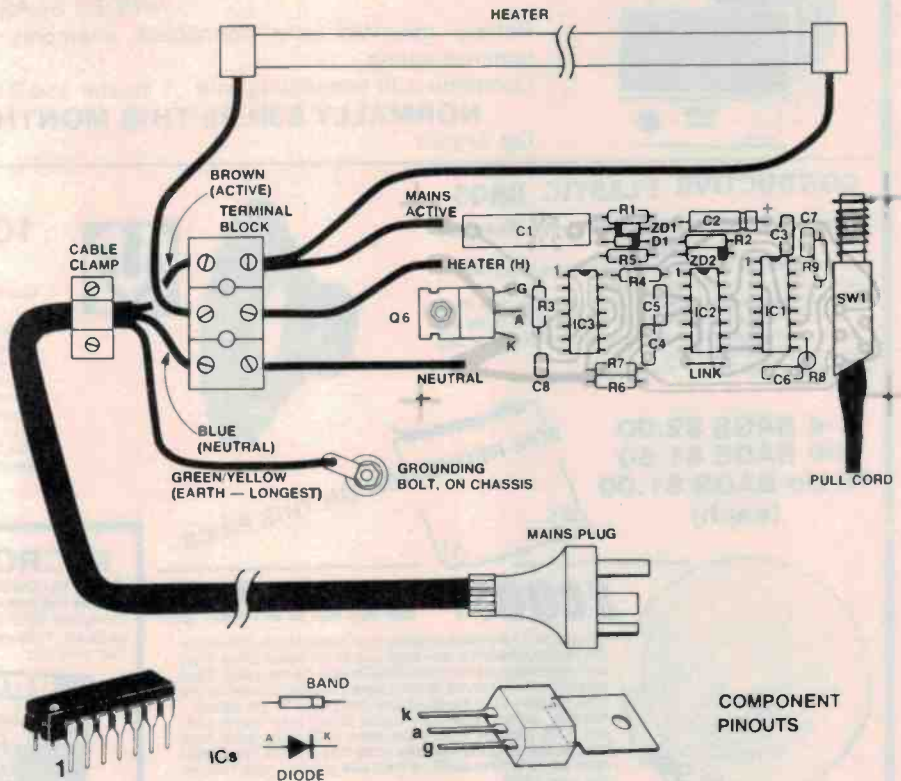
### Construction

As the heater timer is controlling 240 V and the intended environment is often damp and steamy it is most strongly recommended that the timer be constructed on the printed circuit board designed for the project and available from several suppliers, or from a pc board made from the artwork reproduced elsewhere here.

A rough and ready approach with mains power will give spectacular and perhaps permanent results (and we need all the readers we can get!), so unless you really know what you're doing it's safer to stick exactly to the instructions. I built two prototypes using the Rayflow heaters mentioned in the design section as they had metal bodies where I mounted the electronics. This gives a nice, safe *earthed* box which is also used as a heatsink for the triac (which must drop between three and five Watts when the heater is on).

Before assembling the pc board, the first thing to do is use the blank board as a template to mark and drill the heater body. Carefully locate the board so that the end where the triac is mounted covers 8-10 mm of the centre reinforcing of the heater body (which acts as the triac heatsink). Make sure that the long axis of the blank board is exactly centred on the heater body axis and

## strip heater time out



mark where the triac mounting hole is on the heater body.

Remove the blank board and centre-punch and drill a 9/64" (3.6 mm) hole through both the centre reinforcing and the front of the heater body. Be careful not to damage the reflector.

Next, enlarge the hole in the front of the heater body to 1/4" (6.4 mm) using a larger drill. Insert a 3.5 mm (or if you still have some, a 4BA) by 12 mm machine screw through the larger hole in the heater body front so the free end of the screw protrudes through the centre reinforcing and tightens with a suitable nut. Make sure there are no burrs in the holes as the screw acts to carry away the excess heat from the triac and good thermal contact is essential.

The free end of the screw is the mounting post for the triac end of the pc board. Reinsert the blank pc board over its new mounting post and mark off the mounting hole for the other end of the board and the point where the switch cord will go through the bottom of heater body. Once again, make sure the long axis of the board is exactly parallel to the long axis of the heater body. Drill out the second mounting point to 9/64" (3.6 mm) also.

Cut a hole for the pull cord about 4 mm wide by 6 mm long to ensure the cord doesn't foul when the unit is finally assembled. This just about completes the tedious mechanical work and now the interesting electronics part can begin.

Start assembling the pc board with all the smaller components first. Make sure that the ICs are oriented correctly (to reverse is to destroy!) and most important of all, see that diodes D1 and D2 are correctly inserted. When assembling the triac be sure to

### PARTS LIST — ETI-275

<b>Resistors</b> .....	all 1/4W, 5%
R1.....	470R
R2.....	4k7
R3.....	470k
R5.....	120R
R4, 6, 7.....	100k
R8.....	(See circuit diagram)
R9.....	1M
<b>Capacitors</b>	
C1.....	150n/250 Vac (e.g. AEE type PME271 M or similar).
C2.....	10 $\mu$ /16 V axial electro.
C3, 4, 5.....	47n ceramic or ploy.
C6.....	470n/63 V, 10% Wima, type PR-21 or similar.
C7.....	6p8
C8.....	470p
<b>Semiconductors</b>	
IC1.....	4060B
IC2.....	4013B
IC3.....	CA3046
Q6.....	T2850D
D1.....	1N914
ZD1.....	15 V/1 W zener
ZD2.....	9V1/400 mW zener
<b>Miscellaneous</b>	
SW1.....	4-pole changeover pushbutton switch (modified), Jeanrenaud type TJ (from STC-Cannon).
Heater.....	"Rayflow" model 22/13 (750 W) or model 22/15 (1100 W), either may be used (or similar type).

ETI-275 pc board; 3-way terminal block, mains-rated hookup wire (24 x 0.2 mm); nuts, bolts, etc.

**Price estimate: \$25-\$28  
(less heater)**





# 4 STATION INTERCOMS

PRICES SLASHED!!

Battery operated wire connected intercoms. The economical low noise way of communicating.

Complete with connecting wire - 1 master and 3 slaves.

**NORMALLY \$39.95 THIS MONTH ONLY \$29.95 - SAVE \$10**


Cat. AI-5504

## CONDUCTIVE PLASTIC BAGS

Manufacturer's distress stock - you Reap the Benefit!

Jaycar has made a scoop purchase of heavy duty conductive plastic bags with inbuilt zipper closer. Each bag measures a generous 280 high x 205 wide. They will accommodate complete S-100 boards, RAM cards etc. You can store your precious ICs in them safely. (The bag would hold hundreds of ICs). Quantities strictly limited. First in first served. Cat. ZB-9990

1-4 BAGS \$2.00  
5-9 BAGS \$1.50  
10 Up BAGS \$1.00 (each)



## SCOOP! 8" CEILING GRILLES

- Will they ever be this cheap again?

Once again - a massive scoop purchase with a difference. We have purchased a very large quantity of reject grilles. They are rejects because they have small flaws in the mouldings. Most people however cannot pick the flaws if allowed to examine the grille. Imagine what the flaws look like if allowed to examine the ceiling! Naturally we are offering a massive saving over normal units which we also sell. Exactly the same units (sans flaws) have been sold throughout Australia in the 10's of 000's. The perfect ones sell for around \$2.95 - at least one company sells them for well over \$3.00. Cat. AX-3560



**WHAT PRICE US?**

1-4 UNITS \$1.50  
5-19 UNITS \$1.25  
20-49 UNITS \$1.15  
50 + UNITS 99c

PRICES INCLUDE TAX  
P.A. INSTALLERS - GO FOR IT!  
**TAKES STANDARD 8" SPEAKERS**

## MINI BREADBOARD BARGAIN TIME

390 HOLES, perfect for small projects. Measures 80 x 60 mm. Several units can be made to lock together for larger breadboard configurations. Self-adhesive back.  
**NORMALLY \$6.95**  
**\$4.95 SAVE \$2**  
Cat. PB-8808



**NEW!!!**

## 4 1/2 DIGIT LCD DPM 60

★ 200mV fsd ★ Digital Hold ★ Bandgap Reference ★ 10uV Resolution ★

A new 4 1/2 digit LCD DPM offering levels of performance, low current consumption and compact size never previously available. The DPM 60 features auto-zero, auto-polarity, a logic switched 200mV or 2V fsd, digital hold, programmable decimal points and a 1mA current consumption. Automatic low battery indication and 'continuity' flags are built into the 10mm 4 1/2 digit display. The DPM-60 can be readily scaled by the user to indicate many different units, amps, volts, ohms etc. Supplied complete with fixing bezel, clips and connector. The DPM 60 will suit many applications calling for low-cost, high accuracy measurements in portable or bench instruments. Cat. OP-5520

### SPECIFICATIONS:

- ★ Accuracy 0.01% ± 1 digit
- ★ Linearity ± 1 digit
- ★ Sample/Sec - 1.6
- ★ Temperature stability - 50ppm/°C typical
- ★ Temperature range - 0-35°C
- ★ Supply voltage - 7.5 to 15V
- ★ Supply current - 1mA typical
- ★ Maximum DC input voltage - ±20V

**LESS \$10 JUNE**  
**\$79.95**  
**Usually \$89.95**



## Low Cost DATA CASSETTE Player

- Mains or battery operated
  - Special instructions for loading instructions into computer
  - Tape counter - A MUST!
  - Works as audio recorder/player as well
  - Inbuilt condenser microphone
  - LED recording indicator!
- Cat. XC-4905

**STAGGERING VALUE!!**



**ONLY \$39.95**

## 10" ELECTRIC GUITAR SPEAKER

Quality Pioneer brand - check the specs! Check the price!! HURRY

Impedance	8 ohms
Voice Coil dia.	1 1/2"
Power Rating	60W (RMS)
Resonant Frequency	80Hz
Sensitivity	98(dB/W)
Response	80Hz - 7,000Hz
Total Flux	61,100 Maxwell
Flux Density	8,300 Gauss
Net Weight	1,540 grams

**ONLY \$29.95**

## MICROBEE KEYBOARD

Full 60 key QWERTY Computer keyboard exactly the same type as has been used up to now with the famous MicroBee Computer. SPST keys. Complete with mounting plate, all key caps etc. Fully assembled - incredible value. Cat. XA-5500

**ONLY \$29.95**



## 240V CASSETTE HEAD DEMAGNETISER

We have made a massive scoop purchase of this popular item. Normally \$8.50 each

**\$5.95 - SAVE \$2.55**




Cat. AC-1600

## UHF AMPLIFIER SENSATION

15W at 12v  
420 MHz

50% OFF!!

SAVE \$20!!



Jaycar has purchased a quantity of genuine Brand New MOTOROLA Brand MHW-710-1 UHF Power Amplifier modules. These units are designed for industrial and commercial FM transmitters! The unit (pictured) is a rugged, tuned train of RF Power Amplifier transistors featuring thin film gold metal metallization, laser trimmed Nichrome resistors and MOS capacitors. The MHW-710-1 bolts to any flat surface (metal) to assist heat dissipation.

**\$39.95**

Includes FREE amateur TV transmitter circuit and full data on device!!

**ONLY \$19.95**





**ONLY \$99.50**




**JUNE ONLY SAVE 15%  
ONLY \$84.50**

**NEW!!!**

**HEART RATE MONITOR**

Not a kit. Built, tested and guaranteed. This fully self-contained unit enables you to monitor your pulse rate - anywhere!!  
The unit features large, easy to read LED display and comfortable finger grip pulse sensor.  
An exclusive feature is the bracket that enables you to mount the unit to tubular objects such as a bike (or exercise bike), weight training equipment etc.  
NOW you can monitor your heartbeat accurately and easily while in the middle of exercise!!  
The comprehensive booklet gives you explicit instructions on use of the monitor as well as mounting guidelines.  
Once again this is a beautifully presented piece of equipment. Included, are mounting bracket, vinyl case, instructions and 9V battery.  
Cat. QM-6110



**REGULATED POWER SUPPLIES  
(3rd Edition)**

The newest, most comprehensive discussion of internal architecture and operation of the latest solid-state regulators. Thoroughly explains when regulated supplies are needed and how to incorporate them into your design projects. Discusses modern, practical circuitry including linear and switching circuits and late ICs. A valuable asset for any technician or engineer involved in servicing or design.  
424 Pages. 5 1/2 x 8 1/2. soft.  
Cat. BS-0526

**\$27.95**

**SMOKE DETECTORS  
BACK!!**

**BARGAIN OF THE CENTURY**

Once again we have made a scoop purchase of ionisation chamber type smoke detectors. When we had this product before we sold many thousands at our ridiculously low prices. We sold out of course but NOW THEY'RE BACK!!  
The smoke detector is completely self-contained, is round and measures a compact 115mm diameter and 40mm deep. Fixing screws and masonry plugs are provided along with 9V battery and very comprehensive instruction manual.  
The "Smoke Sentry" once sold for \$49 and frankly was a flop at that price. Despite the fact that every home should have at least one, people considered that their children and their own lives were not worth that amount.  
But now you have NO EXCUSE! Once again Jaycar has made a MASSIVE SCOOP PURCHASE of SMOKE DETECTORS below importers COST! We pass the savings on to you!  
If you missed out before HURRY this time. Don't be disappointed!  
Cat. LA-5090



**1-9 Pcs  
\$19.95  
10+  
\$17.95**

**"JET PHONE" ADAPTOR - NEW  
- IDEAL FOR AIR TRAVELLERS!!**

How many times do you travel by air? If you are a regular traveller in economy, you will be undoubtedly familiar with the plastic "pneumatic" type of stereo headphones. Well, we think that they are hopeless!!  
They are uncomfortable (in our opinion) and unless you get a good fit, the sound quality is poor. Wouldn't it be nice to be able to use your OWN high quality headphones in flight?

**NOW YOU CAN!!**

The Jaycar AA-2040 JET PHONE ADAPTOR plugs into the two air sockets on the armrest. You then plug your headphones into the adaptor for comfortable HI FI sound!!  
**BRILLIANT AND INEXPENSIVE!!**

**ONLY \$8.95**



**MORAY FLOW SENSORS  
BACK - BACK IN STOCK!!!**

The original unit as used in the EA Car Computer (Aug '82) Due to pressure of demand another batch of genuine MORAY fuel flow sensors has been acquired. Despite devaluation of the Australian \$ and inflation, we can STILL bring them to you at our August 1982 price of \$59!! Each unit is individually calibrated and comes complete with data.

Cat. XC-200 ..... **\$59**  
"T" piece for fuel bypass systems.  
Cat. XC-201 ..... **\$3.95**

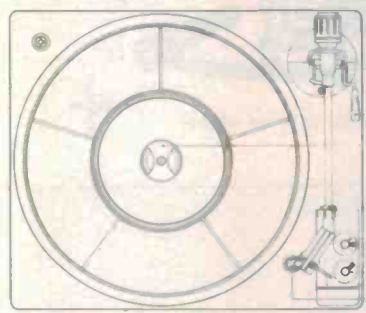
**MASSIVE PRICE BREAKTHROUGH!  
ELECTRONIC BELT DRIVE TURNTABLE  
BSR QUALITY**

Jaycar has made a sensational purchase of Belt Drive Turntables - BELCW Manufacturers Cost!! Because of our buy we can pass them on to you at a MASSIVE SAVING.  
The Turntables are made in England by B.S.R. They are unmounted and suitable for Disco Consoles, 3-in-1's etc. They are also ideal as replacements for existing 3-in-1 sets. (See specifications).  
But there is an aspect that is really amazing! You can work the Turntable from 9-12V DC. This means that you can run the unit from a car or truck!! (The AA0292 model can of course run on 240V mains).  
The Turntable features quality Belt Drive operation, lightweight transcription type arm, Cueing facility and Stereo Ceramic cartridge with Diamond Stylus. The platter has calibration markings to check speed. A simple neon on 240V will "strobe" to the markings). Whilst the 33 & 45 rpm speed has been accurately set in the factory, you have the facility to make pitch adjustments underneath the turntable.  
The DC Motor Drive (as used in the best turntables) is electronically controlled!!  
Each unit comes with complete instructions.  
Quantity limited! You will have to hurry to avoid disappointment.



- SPECIFICATIONS:**
- ★ Dimensions 330(W) x 285(D) x 60(H)mm overall
  - ★ Platter diameter 280mm
  - ★ 2 speed - 33 & 45 rpm (Internally adjustable)
  - ★ Pick-up arm counterbalanced type with cueing facility
  - ★ Pick-up ceramic (stereo) with diamond stylus
  - ★ Turntable operation - auto stop, will return to rest automatically. Turntable chassis is sprung on all corners with transit screws & clips
  - ★ Output stereo RCA sockets underneath unit
  - ★ Weight 1.5kg

**Check the price! Cat. AA-0290**  
(Requires 9-12V DC @ 500mA)  
**ONLY \$29.95**  
240V version - (Includes 12V 500mA adaptor)  
Cat. AA-0292 **ONLY \$39.95**  
(Due to the weight of the unit post and packing is \$5 NOT \$4.50).



CUEING LEVER  
RECORD SPINDLE ADAPTOR  
PICK UP CLIP  
SPLENDID SILENCE CARTRIDGE  
PICK UP ARM  
TRANSPORT SCREWS

**Jaycar** Incorporating **ELECTRONIC AGENCIES**

- SYDNEY** SHOWROOMS  
117 YORK STREET - PHONE: (02) 264 6688 and (02) 267 1614  
**CARLINGFORD** TELEEX: 72293  
Cnr. CARLINGFORD & PENNANT HILLS ROAD - PHONE: (02) 872 4444  
**CONCORD**  
115 - 117 PARRAMATTA ROAD - PHONE: (02) 745 3077  
**HURSTVILLE** 121 FOREST ROAD - PHONE: (02) 570 7000

**NUMBER 1 FOR KITS**

**POST AND PACKING CHARGES**  
\$5 - \$9.99 (\$1.50) \$10 - \$24.99 (\$3.20)  
\$25 - \$49.99 (\$4.50) \$50 - \$99.99 (\$6.50)  
\$100 - \$198 (\$8.00) Over \$199 (\$10)

"Free INSURANCE for Road & Registered Post over \$200"  
All heavy or bulky items (over 20kg.) sent Comet Road Freight \$12.00 anywhere in Australia.  
**SHOP HOURS CARLINGFORD, CONCORD & HURSTVILLE**  
Mon - Fri 9am - 5.30pm; Sat - 9am - 12pm; Thurs night 8.30pm (Not Concord)  
**SHOP HOURS SYDNEY**  
Mon - Fri 8.30am - 5.30pm. Sat - 8.30am - 12pm; Thurs night 8.30pm  
MAIL ORDERS AND CORRESPONDENCE: P.O. Box 185, Concord, 2137

Mail Order By   
**BANKCARD**  
Via Your Phone





bend the leads so the tab mounting hole falls exactly over the hole in the pc board. Do not at this stage attempt to assemble the switch as it has to be modified first.

Insert 240 volt insulated wires into the holes provided and marked (H is heater control out) observing the international colour coding for active (brown) and neutral (blue) as someone else may work on the heater later on and there is no future in building in nasty surprises (especially if the someone is an ETI staff member!)

The pull-on/pull-off switch presented special problems as I couldn't find anything suitable ready-made and had to specially modify a pc-mounting slide switch to do the job. The switch was a Jeanrenaud type TJ, four changeover, break-before-make (essential for contact debouncing), momentary contact switch with no mounting bracket or front pressbutton.

The first thing to do is to cut off the end of the slide that holds the front button. The cut should be made just before the circlip that holds the slide spring but leaves enough material to hold the spring securely. (See the accompanying photo:)

The next step is to *very carefully* cut away two of the four changeover contacts as shown here. The cuts should be made very slowly and carefully with a fine toothed hacksaw blade **AND ONLY THROUGH THE OUTER SWITCH BODY**. Do not cut the inner switch slide or the whole switch will be ruined!

Make four cuts around the four sides of the switch body then gently slide off the end of the outer body and discard it. Two tiny metal balls will drop out as the body is removed — these are the actual sliding contacts and can be thrown away also.

Next, drill a 3/32" (2.4 mm) diameter hole through the end of the switch slide that was exposed when the outer body was removed. The indentation that held the ball contact makes an ideal centre punch mark to start the drill.

The last step is to sew the pull cord through the hole you have just drilled. Don't even begin to think about the possibility of toying with the idea of using wire as the pull cord as a nylon cord gives excellent double insulation for the switch and once again there is mains voltage near the other end of the cord to your hand.

After the cord is attached then the switch is ready for assembly.

Before soldering the switch onto the pc board, screw a 3/8" 4 BA spacer onto the board near where the switch mounts. The screw used should be 1/4" long and should have a lockwasher under its head. Then solder the switch in position so the cord is at the end away from the screw and the whole assembly is complete.

Once the switch has been modified and assembled with its mounting post then the heater is ready for final assembly, wiring and test. Thread the pull cord through its hole and mount the assembled pc board on its triac mounting screw and switch spacer. Tighten a nut down firmly over the triac

mounting tab as this nut forms part of the triac heatsink. Make sure the pull cord operates freely and doesn't foul the sides of its hole (a little trimming with a small rat-tail file may be needed here). When all the mechanics are finished wiring can begin.

Cut a sufficient length of three-core flex to reach from the power point you intend to use to the terminal block in the heater when it is mounted where you want it. Attach a three-pin plug to one end. Strip back the other end outer insulation for about 100 mm and bare about 40 mm of the earth lead. Pass the flex through one of the knock-outs provided and clamp the end of the outer insulation in the cable clamp provided.

Use all the bared earth conductor to make a really solid connection to the earth terminal on the heater body. This connection is the most important in the whole project so take care! Then cut the active and neutral leads to length and terminate them in the mounting block that comes with the heater.

At this stage it is wise to make sure that the active and neutral leads have not been reversed somewhere. With nothing connected to the terminal block except the mains flex you have just connected (disconnect the two heater element leads) insert the three pin plug into the power outlet you intend to finally use and turn it on.

Using an ac voltmeter set to 300 V or 1000 V full-scale, measure the voltage between the active terminal and the earth post. It should be 240 V give or take a bit. The voltage between the neutral and earth should only be a few volts. If the neutral has 240 V then the active and neutral have been reversed somewhere. This problem must be

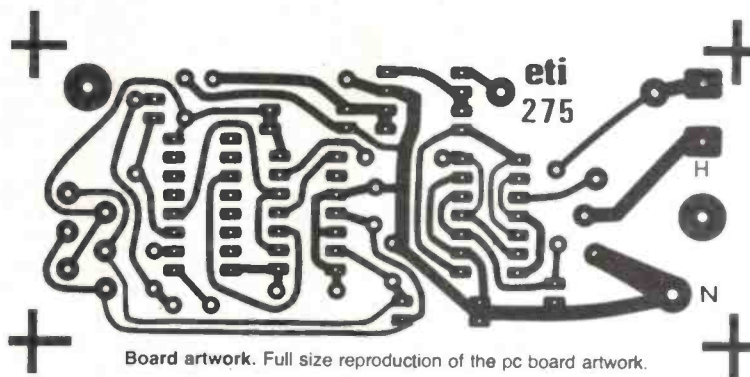
sorted out before the controller is wired in. It may be you wired up the three-pin plug incorrectly or that the electrician wired up the three-pin plug incorrectly or that the electrician wired up the power outlet in error (not unheard of) but the neutral for the electronics *must* go to the supply neutral.

Once you are satisfied as to which is active and which is neutral, wire up the terminal block as shown in the photograph. Mains active is connected to electronics active and one side of the heater element (it doesn't matter which side). The control output from the electronics is connected to the other side of the element using the spare terminal block and you are ready for test.


A few quick tests before the heater is wall mounted will make sure that all is well. Plug the heater in and turn it on at the power outlet. *Don't* leave the heater element face down on your bench unless you like fires. Try the pull-on/pull-off switch cord and make sure the heater turns on and off (when the heater element is powered you can usually hear a faint buzz as it warms).

A check on the timer is to turn on the heater element with the pull cord and check the voltage on pin 7 of IC1. It should change between ground and +9 V every few seconds as pin 7 is Q4 of the timer divider chain. Higher order divider outputs can also be checked by referring to the circuit diagram. Each higher order output should change state at half the frequency of the one before. When the pull cord turns the heater off, all the Q outputs should be at 0 volts.

After that, mount your new power saving heater on the wall and make sure that it does shut off after the set time; then watch your power savings grow! ●



Board artwork. Full size reproduction of the pc board artwork.



Cutting the switch. The Jeanrenaud switch has to be cut as indicated.



# Mail Order... Promark Distributors... Mail Order

Your First Choice for High Technology Electronic Components  
(Founded 1976)

## COMPUTER GRADE ELECTROLYTICS

Metal can top screw terminals, High Current includes clamp and screws.  
Made by Siemens and Marcon.

10,000/16V ..\$ 5.75	3,300/40V ...\$ 5.50	4,700/63V ...\$ 6.50
47,000/16V \$13.25	4,700/40V ...\$ 6.45	10,000/63V \$12.25
100,000/16V \$18.50	10,000/40V \$ 8.85	10,000/100V \$18.50
10,000/25V ..\$ 6.60	15,000/40V \$12.25	880/350V .....\$15.85
22,000/25V \$11.25	22,000/40V \$14.25	3,100/450V ..\$75.85
33,000/25V ..\$13.50	47,000/40V \$25.50	
47,000/25V ..\$17.50	22,000/50V ..\$13.50	

## TELEDYNE I.C.'S.

3 1/2 digit LCD DVM IC TSC7106 .....	\$16.50	Superlow power 3 1/2 digit LCD DVM TSC7126 .....	\$19.50
3 1/2 digit LED DVM IC TSC7107 .....	\$16.50	Dual power MOSFET driver TSC450 .....	\$ 4.95
12 bit CMOS A/D for uP TSC7109 .....	\$19.50	15 bit CMOS A/D TSC800 .....	\$35.50
4 1/2 digit CMOS DVM IC TSC7135 .....	\$22.50	Ultra linear VCO TSC9400 .....	\$ 6.45
4 digit LCD driver TSC7211 .....	\$10.50	Stable VRef 1.22V TSC9491 .....	\$ 2.45
4 digit LED driver TSC700 .....	\$ 8.65	Super stable VRef 5V TSC9495 .....	\$ 7.70

## OPTO ELECTRONICS

Siemen's and Optron

### LED'S, PHOTOTRANSISTORS & DIODES

Hi-Power IR LED LD271A .....	\$0.75 (A)
Super-Power IR LED 600mW Peak OP290 .....	\$2.25 (A)
Narrow Beam 6" IR LED SFH400 .....	\$3.35 (A)
Submin IR LED LD261 .....	\$1.00 (C)
Phototransistor BP103 .....	\$1.10 (A)
Submin Phototransistor BPX81 .....	\$1.65 (C)
IR Photodiode Flat Pack BP104 .....	\$2.35 (F)
Photodiode VIS + IR with lens OP903 .....	\$9.85 (D)
Luxmeter Photodiode BPW21 .....	\$12.75 (B)
4 Quad Photodiode for optical trackers SFH204 .....	\$25.50 (E)

### DISPLAYS

4 digit + driver DL1416 .....	\$36.00 (M)
4 digit lge. + driver DL2416 .....	\$45.00 (M)

### 7 SEGMENT HI-BRIGHTNESS 13.5 MM

Red common anode HD1131R .....	\$1.70 (O)
Red common cathode HD1133R .....	\$1.70 (O)
Green common anode HD1131G .....	\$2.05 (O)
Green common cathode HD1133G .....	\$2.05 (O)

### OPTOCOUPLERS

Telecom modem type SFH601 .....	\$2.30 (J)
Gen. purpose 4N25 .....	\$0.95 (J)
Gen. purpose 4N26 .....	\$0.95 (J)
Darlington 4N32 .....	\$2.15 (J)
Darlington 4N33 .....	\$1.50 (J)
Darlington 4N35 .....	\$1.10 (J)
Dual ILD74 .....	\$2.75 (K)
Quad ILQ74 .....	\$6.35 (I)
200V collector OPI6100 .....	\$1.65 (J)
10KV isol OPI110 .....	\$4.85
Triac driver OPI3020 .....	\$1.95 (J)

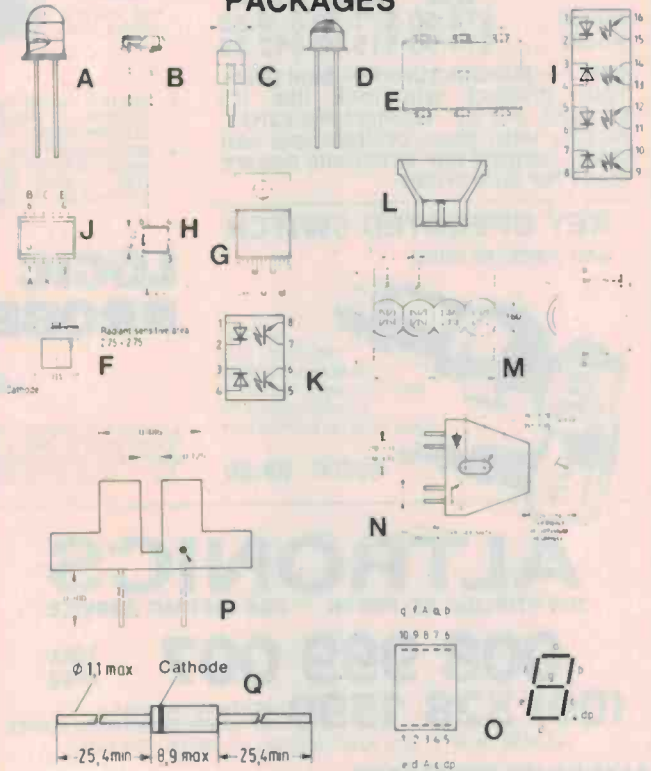
### OBJECT SENSORS

Interruptor OPB813 .....	\$3.50 (P)
Reflector OPB708 .....	\$3.75 (H)
Mirror reflector B141 .....	\$0.25 (L)

## SIEMENS MICROPROCESSOR & MEMORY

HYB4164P2 64K DRAM .....	\$10.50	AB8155 RAM + 10 .....	\$13.50
SAB8085 CPU .....	\$10.50	AB8086 CPU .....	\$33.50

## PACKAGES



## SIEMENS COMPONENTS DATA BOOK 1983

This fantastic book has 600 pages of data on the SIEMENS range of semi-conductors, capacitors, ferrites, relays, thermistors, magneto detectors and all manner of exotic devices.

Really GREAT value at \$10.00 (includes postage)

## SUBMIN R. F. CHOKES



ALL  
VALUES  
50c

2.2 Microhenry	100 Microhenry
3.3 Microhenry	220 Microhenry
4.7 Microhenry	330 Microhenry
10 Microhenry	470 Microhenry
22 Microhenry	1 Millihenry
33 Microhenry	3.3 Millihenry
47 Microhenry	4.7 Millihenry

## PROTECT YOUR DATA WITH THE PROMARK PULSE PRUNER



The PROMARK PULSE PRUNER is a high energy metal oxide varistor and a multi-element balanced LC line filter which work together to clip spikes and hold back RF interference. These are a must for computer power inputs — Also great for Hi-Fi's to keep out taxi's, CB's, etc. from your Wagner & Strauss.

Rated 240V — 4 AMP  
\$28.50

## SIEMENS T092 TRANSISTORS

**SPECIAL!**

All 10c each

BC547	BC556
BC548	BC557
BC549	BC558
BC550	BC559





# FOR 15¢ PHONE YOUR ORDER TOLL FREE ON 008-999-007


We will immediately confirm stock availability. We will also confirm the very hour your order will be dispatched (over 95% of orders leave the same day). **With Jet Service Delivery we deliver next day to capital cities and suburbs** — Country areas please add 24 to 48 hours. **Available bankcard holders only** — sorry non-bankcard holders must post a cheque or money order — even so, we promise to deliver quicker than any other supplier in Australia.

## INSTRUMENT CASES

Our superb instrument cases will give your projects the professional appearance they deserve.

	WAS	NOW	10+
H0480	\$13.50	\$11.50	\$ 9.50
H0482	\$17.50	\$15.00	\$12.25

OEM's — Manufacturers — Bulk Users. Your product will look like it's straight out of "Hewlett Packard's" factory with these brilliant low cost cases. Contact our Wholesale Department for Bulk Prices.



**H0480**  
Size: 200W x 160D x 70H


**H0482 VENTED**  
Size: 260W x 190D x 80H

- \* Internal mounting posts enable a wide combination of PCB's, Transformers, etc. to be accommodated (screws supplied).
- \* Removable front and rear panels. Attractive textured finish one side and plain the reverse side. (Enables direct engraving, silk screen printing etc. to plain side.)

- \* Top and bottom split apart for ease of construction or service. Integral feet included.
- \* Great for test instrument and other high grade projects.
- \* PCB guide rails provided internally allow vertical PCB positioning to several locations.

## KEY OPERATED SWITCH

HALF PRICE! BE QUICK




19.5mm mounting hole required. Supplied with two keys. Hundreds of applications for security type applications.

\$2500 **\$3.50**

## LOGIC PROBE

**Q1272**  
WAS \$29.50



**ONLY \$19.50**

- \* Directly powered from circuit under test (5V) \*
- \* Tested to 12.6 MHz \* DTL/TTL — CMOS Threshold selector \*
- \* Circuit loading 30UA approx \*
- \* High-Low — pulse or memory led indication. Impulse

mode pulse length is extended to enable visual observation. In memory mode any detected level is continuously displayed until reset.

# ALTRONICS

105 STIRLING ST. PERTH — FOR INSTANT SERVICE

**008 999 007** TOLL FREE  
**(09) 328 1599**

PERTH METRO AREA & AFTER HOURS RECORDED SERVICE

All Mail Orders: Box 8280, Stirling St, Perth, WA 6000.

## ALTRONICS RESELLERS

Please note that resellers may not have all the items advertised in stock, and as resellers have to bear the cost of freight, prices may be slightly higher than advertised. ALTRONICS resellers prices should however represent a considerable saving over our competitors' prices.

Phone toll free 6am-8pm — for personal service, or take advantage of our 24 Hour 7 day p/week Bankcard phone order service. Give your name address with postcode, phone number, bankcard number and expiry date then your order — and presto your order will be processed and back to you in a flash. — Please nominate Jetservice if you want overnight delivery.

\$2.50 DELIVERY AUSTRALIA WIDE. We process your order the day received and despatch via Australia Post. Allow approx. 7 days from day you post order to when you receive goods. Weight limited 10kgs.

\$4.50 DELIVERY AUSTRALIA WIDE. We process your order the day received and despatch via Jetservice for delivery next day.

**BANKCARD HOLDERS CAN PHONE ORDERS UP TO 8PM (EST) FOR NEXT DAY DELIVERY — SOUNDS INCREDIBLE DOESN'T IT?** Alright you cynics just try us! Weight limit 3.3kgs. Jetservice cannot deliver to P.O. box numbers (Australia Post would have a fit).

**\$10.00 HEAVY HEAVY SERVICE — AUSTRALIA WIDE** All orders over 10kgs must travel on the heavy service, that is — road express. Delivery time 7 days average.

WA	VICTORIA	QUEENSLAND	SA	NSW	COFFS HARBOUR
<b>COUNTRY</b>	<b>CITY</b>	<b>CITY</b>	<b>CITY</b>	<b>CITY</b>	Coffs Harbour
ALBANY	All Electronic	Delsound P/L . . . . . 229 6155	Protronics . . . . . 212 3111	Avtek Electronics . . . 267 8777	Electronics . . . . . 52 5684
BP Electronics . . . . . 41 2681	Components . . . . . 662 3506	<b>SUBURBAN</b>	Gerard & Goodman . . . 223 2222	David Reid Electronics 267 1385	<b>GOSFORD</b>
<b>ESPERANCE</b>	Ellistronics . . . . . 602 3499	<b>FORTITUDE VALLEY</b>		Jaycar . . . . . 264 6688	Tomorrows
Esperance	MaGraths	St. Lucia Electronics . . 52 3547		Radio Despatch . . . . 211 0191	Electronics . . . . . 24 7246
Communications . . . . 71 3344	Electronics . . . . . 347 1122	<b>PADDINGTON</b>			<b>KURRI KURRI</b>
<b>GERALDTON</b>	<b>SUBURBAN</b>	ECO Technics . . . . . 369 1474			Kurri Electronics . . . . 37 2141
Geraldton TV and	<b>BENTLEIGH</b>	<b>SALISBURY</b>			<b>NEWCASTLE</b>
Radio . . . . . 21 2777	Absolute Electronics 557 3971	Colourview Wholesale 275 3188			D.G.E. Systems . . . . . 69 1625
<b>KALGOORLIE</b>	<b>BOX HILL SOUTH</b>	<b>SLACKS CREEK</b>			George Brown & Co. . . 69 6399
Todays Electronics . . . 21 5212	Eastern	David Hall Electronics. 208 8808			<b>NOWRA</b>
<b>MANDURAH</b>	Communications . . . . 288 3107	<b>COUNTRY</b>			Vimcom Electronics . . 21 4011
Kentronics . . . . . 35 3227	<b>CHELTHAM</b>	<b>CAIRNS</b>			<b>PENRITH</b>
<b>WYALKATCHEM</b>	Talking Electronics . . 550 2386	Thompson Instrument			Acorn Electronics . . . 21 2409
D & J Pease . . . . . 81 1132	<b>FOOTSCRAY</b>	Services . . . . . 51 2404			<b>PORT MACQUARIE</b>
<b>NT</b>	Acron Electronics . . . . 689 1911	<b>GLADSTONE</b>			Hall of Electronics . . . 83 7440
<b>DARWIN</b>	<b>SOUTH CROYDON</b>	Purley Electronics . . . 72 4321			<b>RAYMOND TERRACE</b>
Ventronics . . . . . 81 3491	Truscott Electronics . . 723 3860	<b>NAMBOUR</b>			Alback Electronics . . . 87 3419
<b>ALICE SPRINGS</b>	<b>COUNTRY</b>	Nambour Electronics . . 41 1604			<b>RICHMOND</b>
Ascom Electronics . . . . 52 1713	<b>BENDIGO</b>	<b>PALM BEACH</b>			Vector Electronics . . . 78 4277
Famer Electronics . . . . 52 2967	Lindrea & Johnson . . . 41 1411	The Electronics Centre. 34 1248			<b>TAMWORTH</b>
<b>ACT</b>	<b>MILDURA</b>	<b>ROCKHAMPTON</b>			Landlink
<b>CITY</b>	Electronic and	Purley Electronics . . . . 2 1068			Communications . . . . 65 4622
Electronic	Digital Services . . . . 23 3380	<b>TOOWOOMBA</b>			<b>TOULKLEY</b>
Components . . . . . 80 4654	<b>SHEPPARTON</b>	Hunts Electronics . . . . 32 9677			TES Electronics . . . . . 96 4144
Scientronics . . . . . 54 8334	GV Electronics . . . . . 21 8866	<b>TOWNSVILLE</b>			<b>WINDANG</b>
Australis . . . . . 47 5172		Solex . . . . . 72 2015			Madjenk Electronics . . 96 5066
					<b>WINDSOR</b>
					M & E Electronic
					Communications . . . . 77 5935

RESELLERS WANTED IN ALL AREAS (including WA).  
Phone: STEVE WROBLEWSKI (09) 381 7233 for details.

BANKCARD HOLDERS — PHONE ALTRONICS TOLL FREE 008-999-007 FOR NEXT DAY JETSERVICE

BANKCARD HOLDERS — PHONE ALTRONICS TOLL FREE 008-999-007 FOR NEXT DAY JETSERVICE



# OR FOR 30¢ POST AN ORDER TO ONE OF ALTRONICS COMPETITORS

— naturally you won't have a clue as to whether they've got the items you need available. And of course, be prepared to wait, wait, patiently wait sometimes for weeks!  
**Why waste your valuable cash? Altronics staff are waiting for your call now (up to 6pm eastern standard time).**

## NEW HITACHI F SERIES SQUARE SCREEN DUAL BEAM CRO

V-212 DC to 20 MHz, 1 mV/div, DUAL-TRACE

We are proud to include Hitachi's latest oscilloscope in our range of test equipment  
 It features: • Thin, light and compact design (310W x 130H x 370D mm, 6 kg) • Large 6 inch rectangular, internal graticule CRT • Vertical

mode triggering selection to provide stable triggering of each channel • High accuracy ± 3% • High sensitivity 1mV/div • Stable, low drift design • TV sync separation circuit built-in • Convenient X-Y mode for phase difference measurements • Tilting ball supplied.



FREE FREIGHT ANYWHERE IN AUSTRALIA  
 Q0152..... **\$699.00**

### HEATSINK COMPOUND BUY THE BULK 150g PACK — IT'S 378% MORE ECONOMICAL!

Heat conducting paste facilitates heat transfer from semi to Heatsink. One tube good for up to 30 T-03 package semiconductors.



**Fantastic Value**  
 H1600... 7.5 gm Pack ..... **\$1.80**  
 H1610... 150gm Pack ..... **\$9.50**

### MASSIVE 30 AMP RATED PANEL MOUNT FUSE HOLDER

Remember the hassle in providing high current circuit protection? The options are few — expensive industrial fuse assemblies costing \$10 or more or circuit breakers (costing an arm and a leg). Well here is the answer — our nifty new panel mount fuse holder. **It's like a big, big brother to the 3AG style.** The 10mm x 38mm fuses are an industry standard of course — naturally though, **ours cost somewhat less than industry standard prices.** Panel hole size 15/16 Inch is perfect although 1 Inch or 25mm is OK.



**Simple One Hole mounting — no more expensive panel cutouts, brackets.**

	each	10+
S6030 Fuse Holder .....	<b>\$4.50</b>	<b>\$4.10</b>
S5975 Fuse 20 AMP .....	<b>\$1.95</b>	<b>\$1.85</b>
S5976 Fuse 25 AMP .....	<b>\$1.95</b>	<b>\$1.85</b>
S5977 Fuse 30 AMP .....	<b>\$1.95</b>	<b>\$1.85</b>

OEM's — Please contact our Wholesale Dept for wholesale prices.

### DIODES SLASHED

	Were	This Month	100+
IN4002 .....	8c	6c	5c
IN4004 .....	10c	8c	7c
IN4007 .....	14c	10c	9c



### SUPER BRIGHT HIGH INTENSITY SEIMENS 5mm RED LEDS

WERE 50¢  
**SAVE A FORTUNE!**

CAT	1-9	10-99	100 UP
Z0155.....	<b>22c</b>	<b>19c</b>	<b>15c</b>


### MINI BUZZER 1.5-5V DC SENSATIONAL LOW PRICE



Handy little solid-state audio "Buzzer" or signalling device. Just the shot for communicator panels, or for timer alarms or in the car. Polarity conscious.

S5062... **\$1.95** 10 Up... **\$1.75**

### SOLDERING IRON STAND UNIVERSAL TYPE T1302



**\$5.95**

### VERO TYPE STRIP BOARD

Alpha numeric grid. Pre drilled .9mm, 2.5mm spacing, 95mm wide. 3 handy lengths.



H 0712..... 95 x 152 ONLY **\$2.50**



**MINI SPEAKER**  
 57mm  
 200 MW 8 OHM  
 Large Ferrite Magnet.  
 Ideal replacement speaker.  
 Great for hobby projects.

C 0610... \$1.95  
 10 Up... \$1.50



**MINI SPEAKER**  
 82.5mm (3 1/4 in.)  
 3 watt 8 OHM  
 Mounting Holes at 71mm centres.

C 0612... \$4.75  
 10 Up... \$4.25



### INCREDIBLE VALUE BULK PACKS

ALL COMPUTER SELECTED  
**SUPER PRICE**  
**\$5 each**

- R3501..... 25W Resistor Pack Av. contents 300. \$12 Value
- R3510..... Greencap Pack 100V Av. contents 50. \$12 Value
- R3515..... CERAMIC PACK 50V Av. contents 100. \$14 Value
- R3520. ELECTROLYTIC PK. PCB TYPE Av. contents 40. \$14 Value



165 mm (6 1/2 in.)  
 Dual Z 4/8 OHM  
 3 Watt RMS  
 Mounting holes at 112mm.

C 0620... \$7.95  
 10 Up... \$7.25



100 mm (4 in.)  
 Dual Z 4/8 OHM  
 3 Watt RMS  
 Mounting hole centres at 82mm.

C 0616... \$5.25  
 10 Up... \$4.75

BANKCARD HOLDERS — PHONE ALTRONICS TOLL FREE 008-999-007 FOR NEXT DAY JETSERVICE DELIVERY

BANKCARD HOLDERS — PHONE ALTRONICS TOLL FREE 008-999-007 FOR NEXT DAY JETSERVICE DELIVERY

# ALL ELECTRONIC COMPONENTS

118-122 LONSDALE STREET, MELBOURNE, VIC. 3000  
(03) 662-3506

## Kitset Specialists, here's just a few!

*Worried about the ever-increasing burglary and theft figures? Well, by popular demand we again offer you a range of alarm and sensor Kitsets at special prices—*

**10% (or Greater) Saving**

*Can you afford to have your property "borrowed"?*

### Kits Available Include:—

● **ETI 582 House Alarm**(July '77)

**\$85.70, \$7.88 cert. p & p**

- Features: ★ Facilities for a wide variety of sensors  
★ Test circuits  
★ Resets automatically  
★ 30 sec. silent entry  
★ 7 perimeter circuits  
★ 4 internal circuits

● **ETI 702 Radar Intruder Alarm** (May 75)

**\$118.80, \$8.88 cert. p & p**

- Features: ★ 10 metre range  
★ Gunn diode assembly  
★ An amplified output  
★ 5-pole low pass filter  
★ Detector and relay driver

● **ETI 528 Home Burglar Alarm** (Jan 75)

**\$30.10**

● **EA 10GHz Radar Alarm** (July 77)

**\$98.25**

● **ETI 250 Simple House Alarm** (Aug 80)

**\$19.25**

\$5.00 p&p

### And here's some to protect your car:—

● **ETI 313 Car Alarm** (Nov 74)

**\$18.00**

● **EA 1976 Car Alarm** (Nov 76)

**\$23.80**

● **ETI 330 Car Alarm** (July 81)

**\$35.50**

● **ETI 340 Car Alarm/Monitor System** (April 84) P.O.A.

\$5.00 p&p

### Other alarms include:—

● **ETI 583 Gas Alarm** (Aug 77)

**\$50.20**

● **ETI 247 Soil Moisture Indicator** (Nov 80)

**\$19.40**

● **ETI 332 Over Rev Car Alarm** (includes case)(Mar 80)

**\$24.19**

\$5.00 p&p

### OK—You've found the alarm you need—How about a sensor

● **ETI 585 T&R Ultrasonic Switch** (Sept 77)

**\$34.70**

● **ETI 570 Infra-Red 'Trip' Relay** (inc. plugpack) (Jan 82)

**\$40.95**

● **ETI 711 Remote Control Unit** (July-Oct 76) P.O.A. As per Modules Required

● **ETI 711 Remote Control Unit** (July-Oct 76)

Transmitter Switch

**\$62.99**

Receiver

**\$30.00**

Decoder

**\$18.99**

Single Control

**\$18.10**

Double Control

**\$21.70**

Power Supply

**\$13.40**

Features: ★ Many applications

★ Operates up to eight devices

★ 500m Range—Aerial up

★ 50m Range—Aerial down

★ 9V Power Supply

● **Genuine Aluminium Alarm Tape—\$7.98 per 33m roll**

● **Alarm Terminal Strips—\$0.50 each.**

- Importers ● General Sales ● Radio Equipment ● Microwave Equipment ● Radar Equipment  
● Pulse Techniques ● Industrial Electronics ● Instrumentation ●

ERRORS AND OMISSIONS EXCEPTED





I  
built  
mine!

I bought mine



# Ready for a new challenge? Build yourself a 2m transceiver



So many amateurs who built our UHF 'Explorer' kit have written in and asked us for more. They were delighted to be able to build something again – instead of buying a 'black box'! But they wanted more . . .

Here it is: A brand new all-Australian designed 144-148 MHz build-it-yourself transceiver: the VHF Commander from Dick Smith Electronics.

Featuring . . .

- 10W minimum output (typically 15W)
- 400 channels between 144 and 148MHz plus a +5kHz switch
- Standard repeater splits built in plus "anti" switch
- Direct frequency readout from thumbwheel switches (no difficult-to-read LEDs!)
- Built-in S & power meter
- Complete kit including deluxe case, screened front panel plus solder masked pcb with component overlay.
- And just in case you get into trouble: our exclusive 'Sorry Dick, it doesn't work' service for one fixed fee.

Go on – give it a go: there's no better way to get on to 2 metres. Learn while you build!  
Have you ever heard anyone say they're operating 'home brew' on 2? Here's your chance!

## Brief Specifications

- Coverage: 144-148MHz in 10/5kHz steps  
Mode: F3, up to 10kHz deviation (normal operation 5kHz)  
Supply: 12-15V DC, 110mA-300mA receive, 2.5A transmit  
Power output: 10W minimum, typical 15W or more  
Protection: 3A in-line fuse, reverse polarity protection. Can withstand 5:1 VSWR (inc short/open circ) for 2 minutes; audio can withstand open circuit indefinitely and momentary short circuit.

## Transmitter

- Distortion: Less than 10% at 3kHz deviation  
Spurious: Better than 60dB below carrier.  
Harmonics: -60dB

## Receiver

- Sensitivity: Max 0.5uV for 12dB SINAD (typically 0.4uV)  
Selectivity: 60dB at ±25kHz  
Audio: 1 watt output into 8 ohms response 6dB/octave, de-emphasis from 1kHz

**BUILD IT YOURSELF  
AND SAVE!!!**

Includes comprehensive instruction manual plus mounting hardware.

All this for only . . .

**\$199<sup>00</sup>**

As described in Electronics Australia, June 1984 issue

# DICK SMITH ELECTRONICS

See page 160 for address details



A764/KT



# STOP CRIMS!

Install these quality alarm systems at do it yourself prices!



## Amazing Security Centre

This is it! The most professional alarm system we've ever seen — and it's suitable for homes, offices, factories. . . you name it! With six individual sectors all full controllable for Instant or delayed alarm, each able to isolate and each triggerable by a huge range of sensors: the type of alarm used by banks, etc where security is paramount.

- Resistive loop sensing suits both n/o & n/c alarm sensors. Bridging out cutting sensors will trigger the alarm.
- Suit most type of detection devices.

Cat L-5100  
12V Rechargeable Battery to suit. Cat S-3442 \$24.95



Only **\$199**

**VERY LIMITED STOCKS**  
New shipment arrives this month

## Catch them electronically Ultrasonic Sensor

Just **\$65**

12V operated, works on doppler principle. Has provision for remote switching. Trigger any alarm unit. Cat L-5109



## Microwave Sensor

Only **\$95**

Works through plaster, fibro, etc. Very handy for complete concealment! 12V operated, both n/o & n/c contacts. Range up to 15 metres. Cat L-5000



## Infra-Red Detector

It's a steal at **\$99**

Ideal for doorways, halls etc. Operates when beam is cut (ie when someone walks through it!) Range from 0.8 to 15 metres. Cat L-5050



## One step. . . and they're gone!

Only **\$19.50**

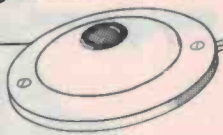
Hide a pressure mat under the carpet, a rug - even the lightweight Bill Sykes can't get past this one! Put one in front of your safe! Normally open contacts. Cat L-5270



## Protect against fire, too!

Only **\$7.95**

The above Security Centre (and most alarms!) have provision for a fire sensor. Take advantage of it - and protect your home & property! Use any number of sensors in likely 'hot spots'. Cat L-5254



## Blast 'em!

Know what a crook hates most? Noise! Scare the pants off them with this high efficiency horn speaker. Connects to alarm speaker output. Really loud. Cat C-2705

Just **\$10.25**



## Give em the gong!

A real loud fire bell is great for scaring them off, too. This one is 12V operated, draws just 300mA and can be heard blocks away! Cat L-5280

Only **\$34.95**



## Scare em off!

Warning stickers are a great deterrent in themselves. The thief doesn't know which type of alarm you have - so tries someone else's place instead! Self-adhesive, brightly coloured. Cat L-5310



**\$1**

## STOP PRESS

Just arrived: Swiss made Passive Infra-Red detector - top quality, no false alarms! Cat L-5010 **\$119.00**

## EXCLUSIVE

Your Home is on the 'hit list' - your valuable property maybe the gleam in a crooks eye tomorrow! You need help!! Here it is: our specially written guide to installing a fully professional alarm system - and it's free with any purchase of \$1.00 or more for June only! That's right: every home now needs protection - and we'll show you how to install an alarm that will deter even the most persistent pest. . .



**FREE!**

Ask for your copy when you're in a Dick Smith Electronics store - or with your next mail order.

# DICK SMITH ELECTRONICS



See page 160 for full address details

# IDEAS FOR EXPERIMENTERS

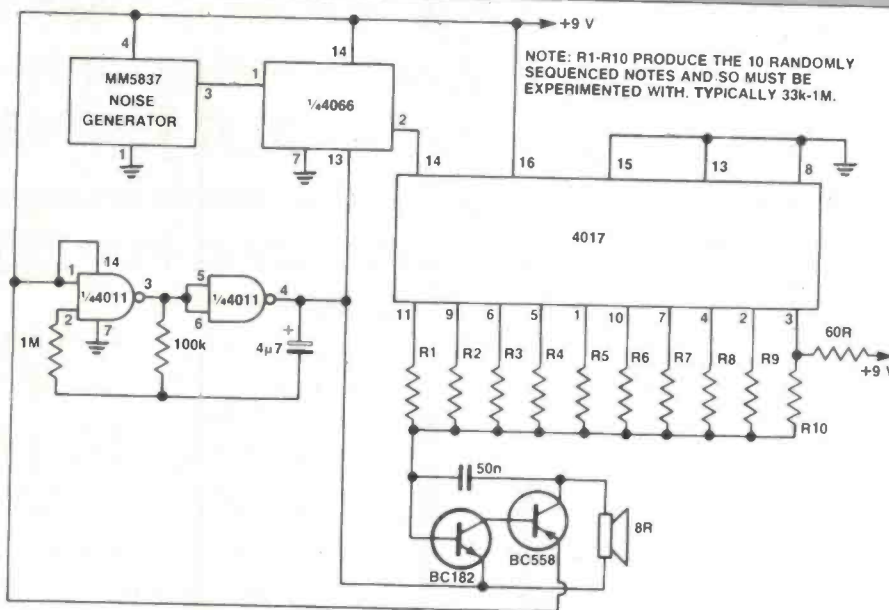
## Random tone generator

When David Hughes of Howrah Tasmania was working on a project to design a reasonably small robot he found that he needed a randomly sequenced 10-note generator to provide his 'pet' with a voice.

The MM5837 is a bit unnecessary (a fast clock would do) but I found that the random sequences would be better if this chip was used. The MM5837 supplies noise to the 4066 digital switch and the clock formed by the two 4011 NAND gates periodically lets a few noise spikes through via the switch control pin 13. The clock operates at about 1-2 Hz with the 4µ7 capacitor.

The noise spikes are fed to the clock input of a 4017 decade counter/decoder. When a logic '1' appears at pin 13 of the 4066 the 4017 is clocked a random number of times.

When the 4011 clock output is high the 'organ' formed by the transistors and resistor network



NOTE: R1-R10 PRODUCE THE 10 RANDOMLY SEQUENCED NOTES AND SO MUST BE EXPERIMENTED WITH. TYPICALLY 33k-1M.

is off so that notes cannot be produced while the 4017 is being clocked. This stops a terrible racket from being produced each time clocking occurs. When the 4011 clock goes low

again, the tone generator is switched on and the tone selected by the 4017 is played.

As each pulse received by the counter moves the logic '1' output to a different pin i.e. pins 1,

2, 3, 4, 5, 6, 7, 9, 10 or 11 when clocking has finished, the logic '1' could be on any of these ten outputs because of the random noise spikes that produced the clocking.

## 'IDEA OF THE MONTH' CONTEST

### COUPON

Cut and send to: Scope/ETI 'Idea of the Month' Contest, ETI Magazine, P.O. Box 227, Waterloo NSW 2017.

"I agree to the above terms and grant *Electronics Today International* all rights to publish my idea in ETI Magazine or other publications produced by it. I declare that the attached idea is my own original material, that it has not previously been published and that its publication does not violate any other copyright."

\* Breach of copyright is now a criminal offence.

Title of Idea .....


Signature .....

Name .....

Date .....

Address .....

Postcode .....



Scope Laboratories, which manufactures and distributes soldering irons and accessory tools, is sponsoring this contest with a prize given away every month for the best item submitted for publication in the 'Ideas for Experimenters' column — one of the most consistently popular features in ETI Magazine. Each month we will be giving away a pc board Work Centre consisting of the Model 315 adjustable pc board holder with capacity to accept 300mm boards, Model 300 180° swivel and lock base which can be attached to the Model 312 tray base with wet sponge

the last day of the month.

The winning entry will be judged by the Editor of ETI Magazine, whose decision will be final. No correspondence can be entered into regarding the decision.

The winner will be advised by telegram the same day the result is declared. The name of the winner, together with the winning idea, will be published in the next possible issue of ETI Magazine.

Contestants must enter their names and addresses where indicated on each entry form. Photostats or clearly

### CALL YOURSELF AN EXPERIMENTER, DO YOU?

All the recent entries for the 'Idea of the Month' contest haven't been good enough to win the new prize. That's really unfortunate for you, especially as the prize is now bigger and better and worth more than it used to be. \$123 now!

So how about improving your efforts and sending some decent entries in?

Scope pc board Work Centre

**PRIZE WORTH \$123!**

receptacle, Model 371 solder spool holder and Model STS 3 soldering iron safety stand. Please note prize does not include solder or scope TC60 temperature controlled iron shown above. The prize is worth \$123!

Selections will be made at the sole discretion of the editorial staff of ETI Magazine. Apart from the prize, each winner will be paid \$10 for the item published. You must submit original ideas of circuits which have not previously been published. You may send as many entries as you wish.

written copies will be accepted but if sending copies you must cut out and include with each entry the month and page number from the bottom of the page of the contest. In other words, you can send in multiple entries but you will need extra copies of the magazine so that you send an original page number with each entry.

This contest is invalid in states where local laws prohibit entries. Entrants must sign the declaration on the coupon that they have read the above rules and agree to abide by their conditions.

### RULES

This contest is open to all persons normally resident in Australia, with the exception of members of the staff of Scope Laboratories, The Federal Publishing Company Pty Limited, ESN, The Litho Centre and/or associated companies.

Closing date for each issue is the last day of the month. Entries received within seven days of that date will be accepted if postmarked prior to and including the date of









# FOR 15¢ PHONE YOUR ORDER TOLL FREE ON 008-999-007

We will immediately confirm stock availability. We will also confirm the very hour your order will be dispatched (over 95% of orders leave the same day). With **Jet Service Delivery** we deliver next day to capital cities and suburbs — Country areas please add 24 to 48 hours. Available bankcard holders only — sorry non-bankcard holders must post a cheque or money order — even so, we promise to deliver quicker than any other supplier in Australia.

## PROFESSIONAL QUALITY SOLDER SUCKERS

Not to be compared with inferior "Hobby types". Saves countless hours in fault finding and repair of complex PCB's.

**SINGLE HANDED OPERATION  
SELF CLEANING PLUNGER**

LONG LIFE TEFLON TIP  
DOUBLE DIAPHRAGM,  
DUAL O-RING SEAL  
225mm x 20mm(d)  
50mm STROKE  
POWERFUL SUCTION



T1240... only **\$11.95**  
T1241. Replac tip. **\$1.95**

## SOLDER

200 gram reel, 1mm universal gauge. Suitable for all types of electronic soldering. Resin cored and includes bit saving additive.



T1200 **\$4.95** 5 UP **\$4.50 ea**

## LOOK AT THIS

**INCREDIBLE SAVINGS**  
On our Super Popular  
National Semiconductor  
Data Books

SAVE A MASSIVE 40%



	Was	Now Only
B1010		
LINEAR DATA VOL 1...	\$12.50	\$6.50
B1011		
LINEAR DATA VOL 2...	\$12.50	\$6.50
B1015		
LOGIC DATA .....	\$ 9.95	\$8.50
B1030		
CMOS DATA .....	\$11.50	\$8.50

BUY THE SET  
FOR ONLY **\$28**

## DROP PROOF MULTIMETER

With overload protection



Q1030 VALUE AT **'39.50**  
Q1035 CARRY CASE **'12.50**

- 20,000 ohms/Volt DC • 10,000 ohms/Volt AC
- Taft band meter movement • Integral bench stand
- Uses 1 x AA cell • Comes complete with battery, test leads and instructions.
- RANGES DC Voltage - 0.3, 3, 12, 30, 120, 300, 1200 AC Voltage - 12, 30, 120, 1200 DC Current - 60uA, 3, 30, 300 mA Resistance 0.5 Meg in 3 ranges
- Battery test Lo: 50 mA (1.5V) Hi: 250 mA (1.5V)
- With temperature range (See right)

## TEMPERATURE PROBE



Use with our Q1030 multimeter to measure from -50°C to 250°C — that's right — a full 300°C range. Now you can check heatsink temperatures, transistor and IC cases — even how cold your beer is!  
Great value  
Q1036.....only **\$19.50**

## THESE SUPERB TEST EQUIPMENT KITS ALL NOW INCLUDE OUR BRILLIANT H 0480 INSTRUMENT CASE.

### FUNCTION GENERATOR



The most essential piece of test gear second only to a good multimeter on any hobbyist's bench is some kind of audio signal generator. This design utilizes the latest circuit techniques to produce stable, low distortion waveforms.

A truly versatile unit at a bargain price.  
• 3 digit frequency readout (eliminates tiresome dial calibration) — typical accuracy ± 2% ± 3 overlapping ranges at, x10, x100 — 600 Ohm Nominal Output — continuously variable 3uV — 2.5V p.p.  
• Distortion — sine wave — less than 0.7% @ 1kHz  
• Linearity — triangle wave — better than 1% @ 1kHz  
• Squarewave rise time — 5V/u maximum output — Amplitude stability — better than 0.1dB on all ranges.

With the exception of the display all components mount on a single PCB making this kit suitable for all constructors.

K2505..... **\$85.00**

### DIGITAL CAPACITANCE METER



with Deluxe Instrument Case

NEW DELUXE FINISH  
We are pleased to announce the release of the Digital Capacitance kit housed in our Deluxe H0480 ABS Instrument Case. This Superb Test Instrument kit now compliments our top selling Digital Frequency Counter and Function Generator Project Kit. Electronics Australia Project. Measures capacitance of both polarized and non-polarized capacitors from 1 picofarad to 99.99 microfarads in 3 ranges. Check values of unmarked capacitors, especially those little trimmers that are never coded. Select precise values for filters and timing networks within date.

EXCLUSIVE TO ALTRONICS  
Each kit includes precision measured capacitors for accurate calibration of each range.

K2521..... **\$55.00**

### 7 DIGIT FREQUENCY COUNTER



UNBELIEVABLE 0.005% ACCURACY

Frequency and Period measurement to 500 kHz (with optional prescaler) • High input sensitivity. Professional unit at a fraction of the cost of built up units.


• IC sockets provided throughout • Low age rate 10,000 MHz XTAL • Quality ABS plastic case with deluxe front panel • Specified LSI.

K2500..... **\$119.50**  
PRESCALER  
K2501..... **\$26.00**  
DECIMAL POINT  
K2502..... **\$7.50**

## EASY READING GUIDE TO CP/M 2.2

As a learning tool —  
IT'S INVALUABLE  
As a Reference —  
IT WILL TAKE PRIDE OF PLACE  
NEXT TO ANY CP/M SYSTEM  
B9080... ONLY **\$41.95**

Devoted primarily to CP/M 2.2 this manual is equally applicable to most other CP/M systems. Cortesi divides the book in two sections, an absorbing, explanatory, tutorial covering setup and operating procedures and a comprehensive reference section.



SEE "RAVE REVIEW"  
EA DEC '83  
P116/7

BANKCARD HOLDERS — PHONE ALTRONICS TOLL FREE 008-999-007 FOR NEXT DAY JET SERVICE DELIVERY


BANKCARD HOLDERS — PHONE ALTRONICS TOLL FREE 008-999-007 FOR NEXT DAY JET SERVICE DELIVERY



# OR FOR 30<sup>c</sup> POST AN ORDER TO ONE OF ALTRONICS COMPETITORS

— naturally you won't have a clue as to whether they've got the items you need available. And of course, be prepared to wait, wait, patiently wait sometimes for weeks!  
**Why waste your valuable cash? Altronics staff are waiting for your call now (up to 6pm eastern standard time).**

## LED BARGRAPH PEAK DISPLAY



This easy to build level meter uses our exclusively imported LED bargraph module which gives it a very professional finish indeed. Indicates from -21dB to +6dB using a logarithmic scale. **Great Value!**

K 5412 ..... **\$16.50**

## 8 INCH WIDE RANGE DUAL CONE SPEAKER

200mm (8 In.). 10 Watts Max. power input. Public Address, Background Music. Ideal Hi Fi extension speaker. Includes transformer holes at 51mm. Over 30,000 sold in Australia! Mounting holes 140 x 140mm.

C2000 ..... **\$9.50 ea**  
 10 Up ..... **\$8.70**

## 8 INCH CEILING SPEAKER GRILL

CO800 ..... **\$2.75**  
 10 Up ..... **\$2.00**

## MICROWAVE OVEN LEAK DETECTOR




### ETI PROJECT

Completely passive project receives microwaves via an antenna which develops a voltage across a detector diode driving the meter. Monitor your microwave oven with this easy to build kit. All components mount on single PCB, including the meter. Genuine Hewlett Packard Hot Carrier Diode supplied.

K1724..... (still only) **\$14.50**

## THE DAZZLING MUSICOLOR IV PROJECT



Combination Colour Organ and Light Chaser. Four channel colour organ. Internal micro-phone or connect to speakers for colour organ operation. (The lights connected to each channel pulse in beat to the music proportional to portion of frequency spectrum concerned.) Four chaser modes forward and reverse. Output lamp load capacity a massive 2400 watts — that's 100 party globes. Full instructions and every last nut and bolt included. Great for parties, shop signs, display windows etc.

K5800 ..... **\$89.50**


## ALCOHOL BREATH TESTER



K1583  
**ONLY \$29.95**

(SEE EA MAY 1983)

This Great new Kit from EA will be a smash hit with all the smashed people at your next party. Fun to build, Fun to calibrate and Fun to use. More seriously, this unit could save lives.



## FAMOUS VOYAGER CAR COMPUTER

AS REVIEWED  
 EA OCT '82 P26-28  
 ETI NOV '82 P26

**COMPLETELY BUILT AND TESTED**

MADE IN ENGLAND — QUALITY!

**ONLY \$125**

Contains equivalent of thousands of transistors — uses massive custom LSI Chip to achieve low price.

Never before has such a comprehensive car performance computer been offered at such a low price! Once again miracle microprocessor technology has enabled us to pass enormous savings on to you!

But don't let the low cost fool you. The "Voyager" car computer is the most comprehensive product that we have seen. No other car computer matches this one at even twice the price! You could buy a \$20,000 Holden and not get a better car computer!

Just check the features. We are sure that you will calculate that the "Voyager" represents outstanding value!

**FEATURES:** \* Instant fuel consumption in litres/100km and MPG! (most others have only one of the above) just switch from one to the other as you drive along. \* Instant speed, time and other fuel data. \* Visual and audible excess speed alarm.

**INSTALLATION:** The "Voyager" comes complete with an unbelievable array of mounting configurations, on dash, under dash or stalk mount. All installation hardware is supplied (even a roll of insulation tape!) as well, of course, as the speed and fuel sensors. A lavishly illustrated installation manual is provided as well as a comprehensive operators manual.

## DIL SWITCHES GOLD PLATE SELF-WIPING CONTACTS.



S 3050 EA 10UP  
 4 Way **\$1.50**  
 S 3060  
 8 Way **\$2.00**



**\$1.35**  
**\$1.75**

## SUPER TYPE GLUE

High Bonding Strength sticks in seconds

**T3010 \$1.95 SAVE A DOLLAR**

## IC SOCKETS DIL LOW PROFILE



P 0550 8 Pin  
 P 0560 14 Pin  
 P 0565 16 Pin  
 P 0567 18 Pin  
 P 0568 20 Pin  
 P 0569 22 Pin  
 P 0570 24 Pin  
 P 0575 40 Pin

ea.	10+	25+
.18	.15	.10
.20	.18	.15
.20	.18	.15
.30	.25	.20
.50	.45	.42
.60	.50	.47
.45	.40	.35
.65	.55	.45



## 2N3055's SLASHED Quality "SGS"



Z1174 **\$1 ea**

**WAS \$199 SAVE \$74**



BANKCARD HOLDERS

BANKCARD HOLDERS — PHONE ALTRONICS TOLL FREE 008-999-007 FOR NEXT DAY JETSERVIC DELIVERY



## ETI-275 strip heater time-out

Component availability for this project should present few difficulties, except perhaps for the switch, SW1. The one used is made by Jeanrenaud, type TJ, distributed here by STC-Cannon. The triac, Q6, is made by RCA, distributed here by AWA Microelectronics.

We understand that kits for this project (probably without the strip heater) will be available from Rod Irving Electronics in Melbourne and possibly All Electronic Components.

For those making their own pc boards, a same-size positive or negative film transparency is available for just \$1.40 post paid from:

'ETI-275 Artwork'  
ETI Magazine  
P.O. Box 227  
Waterloo NSW 2017.

When ordering, make sure you specify positive or negative, according to what your photoresist requires. Make out your cheque or money order to 'ETI Artwork Sales'.

## ETI-669 pangalactic EPROM eraser

The heart of this project is the ETI-265 Power Down Timer, which was published in July 1983. Kits for this are probably available from Jaycar and Avtek in Sydney, Rod Irving Electronics and All Electronic Components, both in Melbourne, and Altronics in Perth. Printed circuit boards are available from the suppliers listed at the end of the column. Components are generally available.

The Philips TUV 15 W UV tube, type G 15 T8, is available from Circuit Components, 383 Forest Rd, Bexley, NSW 2207. (02)59-3720, and possibly other outlets.

A positive or negative same-size transparency of the ETI-265

artwork is available for just \$1.85 post paid from:

ETI-265 Artwork  
ETI Magazine  
P.O. Box 227  
Waterloo NSW 2017.

Please specify whether you want a positive or negative, according to your requirements. Your cheque or money order should be made out to 'ETI Artwork Sales'.

## ETI-1523 electronic scales


For those hunting around for parts between now and the next issue when the construction details of the project will be published, the following might be helpful: The Bimbox 6007 case is stocked by Jaycar; the close-tolerance resistors are stocked by Crusader Electronics of St Peters in Sydney; the CA3240E op-amps are stocked by Rod Irving Electronics in Melbourne and Geoff Wood Electronics in Sydney (although other stores might have them as they're becoming more widely available); the 74C935N/ADD3501 might be obtained through Geoff Wood Electronics in Sydney while the metallised poly capacitors might be obtained through Geoff Wood, too, as well as Semikron in Sydney. The Neosid core is manufactured and distributed by Neosid Pty Ltd, 23 Percival St, Lilyfield NSW 2040. (02)660-4566.

## ETI-162a power supply mod.

All the parts for this modification to our popular power supply are readily obtainable at virtually any electronics outlet. The printed circuit board should be obtainable from the suppliers listed at the end of the column. A positive or negative transparency of the board artwork can be obtained for \$1.00 from:

'ETI-162a Artwork'  
ETI magazine  
PO Box 227  
Waterloo, NSW 2017

Your cheque or money order should be made payable to 'ETI Artwork Sales'. Please specify whether you want positive or negative film, according



to the photoresist you use.

We expect suppliers of the ETI-162 Power Supply kit will include the 'goof-proofing' mod. in future.

## Printed circuit boards

Almost every pc board (and most front panels) ever published by ETI may be obtained from:

All Electronic Components  
118 Lonsdale St  
Melbourne Vic 3000

and

RCS Radio  
651 Forest Rd  
Bexley NSW 2207

For pc boards produced in recent years, the following suppliers either keep stocks on hand or can supply to order:

Acetronics  
112 Robertson Rd  
Bass Hill NSW 2197  
(02)645-1241

Billco Electronics  
Shop 2, 31 Pultney St  
Dandenong Vic 2175

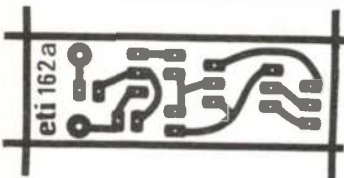
Jaetronics  
58 Appian Drive  
St Albans Vic 3021

Jaycar  
117 York St  
Sydney NSW 2000

Jemal Products  
P.O. Box 168  
Victoria Park WA 6100

Mini Tech  
P.O. Box 9194  
Auckland NZ

Rod Irving Electronics  
425 High St  
Northcote Vic 3070








So you liked  
**Circuit  
Techniques Vol.1?**  
But it didn't  
cover a few things  
you've become  
interested in lately?

— like voltage regulators, ultra-sonics, VCOs, Remote Control Systems, Touch switches, voltage multiplier rectifiers, Norton op-amps, transistor array ICs, JFETs & etc.

*It's all in*

## CIRCUIT TECHNIQUES VOL. 2



and more besides! There's also The Exclusive-OR Gate, Zero-voltage Switching with the CA3059, The LM3914 LED Dargraph Driver, Digital Dividers, Safety with CMOS, The Wein Bridge Oscillator, Electronic Switching Using the 4066B, A Fresh Look at the 555 and 7555 — and more, yet! There is even a 16-page Circuit Source Guide.

ALL FOR JUST

**\$4.75!**

*Now you can save even more solder, sweat, energy and tears with more of the most useful information and ideas you've ever sighted between two covers*

# ON SALE NOW

At all newsagents and selected specialist outlets, or by mail order direct to ETI Magazine, P.O. Box 227, Waterloo NSW 2017. Please add \$1 for post and handling.

## PROFESSIONAL QUALITY ELECTRONIC COMPONENTS



**COPAL**



Dip Rotary Coded Switches. Sealed BCD and hexidecimal coded miniature rotary switches.




**Hirschmann**



MS100 Probe.  
Test probe with lead and touch proof handle for scanning of voltages up to 1000 V.



**Hirschmann**



Fibre Optics.  
OSMA series of high quality universal single pole connectors and components.



**Hirschmann**



PMK-100 Test Lead Pack with 1 x KLEPS 30 and 1 x ML100



**Hirschmann**



PMK-409N Test Lead Pack with 2 x PRUF 2 and 2 x ML100



# MAYER KRIEG & CO.

248 ANGAS ST., ADELAIDE, S.A. 5000.

For further information and data sheets contact your local distributor.  
NSW: Mayer Krieg (02) 684 1900; M. Ratty (02) 476 4066. NEWCASTLE: DGE Systems (049) 69 1626; QLD: E.C.O. Electronics (07) 376 5677; Fred Hoe (07) 277 4311. SA: Anelco Electronics (08) 294 2600. TAS: D & I Agencies (002) 23 2842. VIC: Mayer Krieg (03) 579 5722. WA: Pro-Spec Distributors (09) 362 5011. NZ: Channelmaster (9) 59 9003.

# GO FOR IT!

Dick Smith Electronics is Australia's  
Electronics Supermarket bar none!  
We won't be beaten on value or service, here's why...

## Amazing Bargain!!

Hey! Calling all FT1012D owners - and anyone else looking for an absolute bargain! FV101DM Digital VFO's - original price over \$200... huge scoop purchase now only \$99 each! Standard 5-5.5MHz output, 10 memories, optical coupling, digital keypad, etc. etc. - they should be adaptable to suit most HF transceivers. Hurry in for this one - don't say you weren't told!

**\$99**  
Cat D-2948



**Manufacturer's surplus stock... you reap the benefit!**

**Giant Rubber Feet Pack**  
As used by giants everywhere. 25mm diam., 20mm high. With steel insert for strength. Use on b-g projects, appliances, jumbo jets, etc.  
Pack of 4 for 60c  
Cat H-1738

**Fantastic Replacement Speaker**  
7 x 5 inch oval speaker, ideal for cars, etc. Impedance - 8 or 15 ohms. 5W power rating.  
**Slashed to just \$4.50 each!!**  
(Buy 5 or more and they're just \$4.00 each!) Cat A-7137

**Huge shipment of distressed stock arriving mid June... see next months mags for details and grab some while they last!**

**Get a load of these new computer connectors... while stocks last!**

9 Pin Plug.....	P-2684	\$2.20
9 Pin Socket.....	P-2685	\$2.90
Backshell to suit.....	P-2686	\$1.95
15 Pin Plug.....	P-2687	\$2.95
15 Pin Socket.....	P-2688	\$3.95
Backshell to suit.....	P-2689	\$3.50

PLUS our existing range:

25 Pin Plug 'D' type.....	P-2690	\$3.95
25 Pin Socket 'D' type.....	P-2691	\$4.75
Backshell to suit.....	P-2692	\$2.50
57-30360 Printer Plug.....	P-2680	\$19.95
57-403360 Printer Socket.....	P-2681	\$15.95

**For a Dashing Dashboard!**

**12V Bezel**

Bezel in dashboard tells thief there's an alarm - so he tries another car! Most alarms have flashing circuitry built in - lamp rated at 12V.

Cat S-3510

**95¢**



**\$299 'Go anywhere' 2M Hand Held FT203R**

Small enough to go in the briefcase, the back-pack, anywhere! Fully detachable battery pack for instant replacement, full 144-148MHz coverage in 10kHz steps plus 5kHz up switch. A must for the amateur on the go! Cat D-3500

**Accessories for your FT203R:**

**Headset Mic/phone**  
Gives complete hands-free VOX operation. Lightweight and comfy. Cat C-4200 \$29.00  
**Speaker Mic**  
For mobile or base use, gives external PTT too. Ideal for noisy locations. Cat C-1112 \$39.00  
**Mounting Bracket**  
Hangs over car window, holds the FT203R securely with access to all controls. Cat D-3501 \$19.50

**Build a deluxe 70cm Preamp Kit**

Here's great value: an easy-to-build and even-easier-to-get-going receiver preamp for 70cm. Pull in those stations you never knew were there. It really can make the difference between a noise and a great copy!

As described in Electronics Today International May 1984 issue, achieves better than 2dB noise figure with around 18dB gain at 440MHz. Requires around 12V @ 5mA. Ideal for kit or commercial transceivers.

Cat K-6306  
CB Version - substitute our 470MHz helical resonator in above kit and it's ideal for UHF CB - with similar specs!  
470MHz Helical Resonator \$7.50  
Cat L-1860

**\$19.95**

# KEYBOARDS!!

**UNBELIEVABLE SCOOP PURCHASE!**  
**AIR FREIGHTED DIRECT FROM SILICON VALLEY**

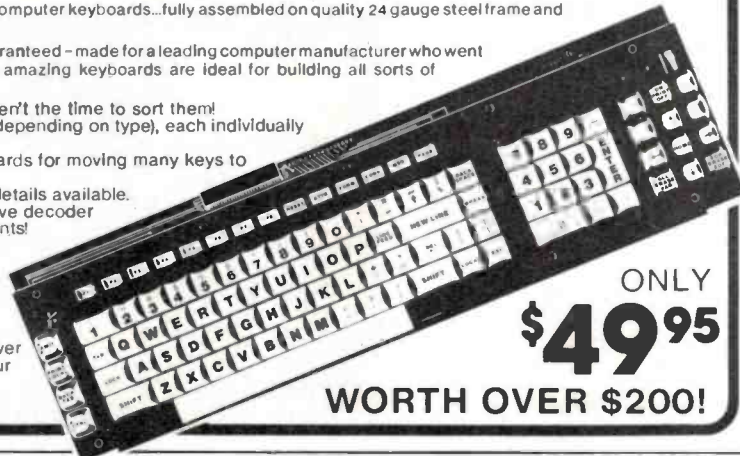
World famous 'Cherry' brand computer keyboards... fully assembled on quality 24 gauge steel frame and fibreglass PCB!

Absolutely brand new and guaranteed - made for a leading computer manufacturer who went broke (don't they all?) these amazing keyboards are ideal for building all sorts of computer projects.

- ★ 4 different types - we haven't the time to sort them!
- ★ Between 77 & 103 keys (depending on type), each individually switched!
- ★ Provision on some keyboards for moving many keys to different locations!
- ★ Matrixed output - matrix details available.
- ★ Some keyboards even have decoder chips and other components!
- ★ Buy two keyboards, use the switches from one to make up a massive 117 key keyboard in some types!

Cost original manufacturer over \$100 each... worth over \$200 normally... look at our ridiculous price!

Cat K-3621



ONLY **\$49.95**

**WORTH OVER \$200!**

## Alarming Switches!

**Reed Switch**

The old faithful! Actuated by magnet, extremely reliable switch for all alarm systems. Tiny size is ideal for concealment, too.

**\$1.85**

**Mercury 'Tilt' Switch**

For boot/bonnet switches or tow-away sensors, etc. Mercury ball makes contact when tilted.

**\$1.50**

Cat S-1935

**Stick it in!**  
**Vehicle Alarm Switch**

Normally closed switch opens when door is closed. Ideal for alarms or interior lights, etc. Two in a pack.

Cat L-5256

**\$1.80**







# OWN A VIDEO?

Sick of the lousy sound most videos give you? Now you can build a kit to fix it - and what's more, get synthesised stereo as well!! Yes - a graphic equaliser specifically intended for video use; now you can really get the most from your video!



- Suits ALL VCR's
- Easy-to-build kit.

**\$49<sup>95</sup>**

Cat K-3422

## Go Mobile . . .

Our kit antennas make it easy! And you'll save heaps by doing it yourself!!



### VHF

(suits new 'Commander' 2m transceiver)

Deluxe Gutter Gripper with low-loss co-ax, plus VHF whip & cutting guide ready for two metre mobile. **\$24<sup>95</sup>**

### UHF

(suits 70cm 'Explorer' transceiver)

Gutter Gripper base plus low-loss co-ax, whip & cutting guide similar to above. A must for 70cm! **\$24<sup>95</sup>**



## No leak! Rechargeable! 12V Gel Cell

What happens if the crook cuts the car battery wire? The alarm goes off - if you have this back-up battery fitted!

Cunning isn't it? 2.6Ah cap., 12V.

Amazing value! **\$24<sup>95</sup>**



S-3320



## COMPUTER TIME

Want to be a two or three computer family? Try this one! Novelty LCD clock inside a tiny computer-shaped case. What a great gift idea too. Don't miss out - limited stocks. **\$4<sup>95</sup>**

Cat Y-1039



# BUILD THE BEST CAR ALARM IN AUSTRALIA!

Every possible feature to protect your car - even provision for battery back-up!

\* As described in Electronics Australia May 1984 - scores 9 out of 10 (the BEST commercial units score only 8!)

The Dick Smith Deluxe Car Alarm kit comes complete with a die-cast case - essential for use in a car. Don't buy cheapo kits in plastic boxes!

And our kit is complete with ALL switches, sensors, dash bezel, front panel and quality horn speaker! Nothing extra to buy!

Cat K-3252





LOOK: DIE CAST CASE

**\$67<sup>50</sup>**

## Switch it on! Barrel Key Switch

Use with any alarm for internal or external key control. Comes complete with two keys.

Cat L-5290 **\$7<sup>25</sup>**



## BLOW YOUR HORN! Make a noise!

Deluxe horn speaker is ideal for alarms. Very efficient, makes a real din with siren in alarm itself. **\$10<sup>25</sup>**



## AT LAST! TOP QUALITY PASSIVE I/R SENSOR

SWISS MADE

We've waited for a while to find these top quality units (not like a lot of inferior types you can find elsewhere!) Passive Infra Red sensor is by far the best type of sensor for your alarm - wind, curtains, etc. won't be set off.

Senses body heat from across a room - extremely sensitive and effective!

Add on to any alarm system for real protection!

Cat L-5010

**\$119**

No. 1 in Australasia!

# DICK SMITH ELECTRONICS

See page 160 for address details



# WIRELESS INSTITUTE OF AUSTRALIA

FOUNDED 1910

The W.I.A. represents the Radio Amateur at Local, National and International level and offers following services:



- ★ Monthly "AMATEUR RADIO" Magazine, included in membership fee.
- ★ Most REPEATERS have their licence, power and site cost paid by the institute.
- ★ World wide QSL-service.
- ★ Assistance to members in legal problems arising out of the pursuit of their hobby.
- ★ A Weekly Sunday Broadcast to Amateurs and Short Wave Listeners.
- ★ Assistance in dealing with Interference Problems (TVI-RFI etc.)
- ★ Novice and full call courses.
- ★ Trial Novice and AOCF theory exam papers.
- ★ Advice on Radio Mast approvals
- ★ The ONLY representation of the RADIO AMATEUR in legislative matters.



Join the 8,600 Amateur members in the W.I.A. by forwarding this coupon to:  
W.I.A. P.O. BOX 300,

CAULFIELD SOUTH, VIC. 3162

Please forward a membership application form and further details to:

Mr, Mrs, Miss, Ms .....

Address .....

Callsign .....

Postcode .....

## Just for Listening!!!



### SAIKO SC7000

Computerized Programmable Scanning Receiver



#### AMAZING FUNCTIONS . .

- 70 Memory channels.
- Scans the Aircraft Band, the UHF Band and the VHF (High and Low) Band.
- 2.5 KHz channel steps on VHF and Aircraft Bands.
- 240 volt and 12 volt operation.
- Tape Recording Connections.

You may want to listen for many reasons . . . whatever the reason, the SAIKO SC7000 offers a truly "state of the art" receiver with micro-processor technology and far more features than competitive receivers.

**I M A R K**  
PROPRIETARY LIMITED

167 RODEN STREET, WEST MELBOURNE, VIC. 3003, AUSTRALIA.  
PHONE: (03) 329 5433. TELEX: AA37753 IMARKO

Ian J. Truscotts

## ELECTRONICS WORLD

For all your Electronic needs

- KITS
- COMPONENTS
- TOOLS ETC.

Resellers of Dick Smith, Alltronics  
Call in and browse around

Cnr. Bayswater & Eastfield South Croydon Phone 723 3860

## Information Explosion!

eti ELECTRONICS TODAY INTERNATIONAL 2nd Edition \$4.95\*

TOP PROJECTS Vol. 6



#### TOP PROJECTS VOLUME 6

A collection of more than 25 popular ETI projects, including: the Series 4000 amplifier, moving-coil preamplifier and four-way loudspeaker, speaker protection unit, remote control transmitter and receiver, guitar practice amplifier and a simple Intercom.

\$4.95 plus \$1.00 postage and handling.

HOW TO ORDER: If you cannot find the book or books you want at your local megastore or electronics supplier, you may order direct from ETI. Fill in the coupon, enclose a cheque or money order (don't forget to include postage) and send it in:

ETI Collection Electronics Today Magazine  
140 Joynton Ave., Waterloo, NSW 2017

Please send me (put X in box)

- TEST GEAR VOLUME 2
- TOP PROJECTS VOLUME 6

Name .....

Address .....

Postcode .....

I enclose \$ ..... (inc. p. & h.).



## Computers choose frequencies

**A** decision made at the recent World Administrative Radio Conference (WARC) at Geneva has altered the position as regards frequencies assigned to shortwave stations.

In the past, the international broadcasters submitted their frequencies and schedules to the *International Frequency Registration Board*, and in turn the IFRB allocated channels and tried to avoid mutual interference. This time consuming work is to be superseded with a new means of allocating shortwave channels in the future.

The major decision was that the Conference agreed that countries will file their requirements — hours and target areas — with the *International Telecommunication Union (ITU)* whose computer will determine optimum frequencies based upon propagation forecasts and other countries' requirements.

An international panel of experts representing the five main regions — Eastern and Western Europe, Africa, Asia and the Western Hemisphere — is being set up for programming the ITU computer with input from broadcasting administrations on desired signal strength, transmission times and power etc. Various options will be tested, resulting in recommended optimal frequencies for each broadcaster.


The aim is that these optimal frequencies ensure that every country can broadcast with a satisfactory signal 80% of the time on one or two frequencies and at a signal level strong enough for good reception.

The optimized plan of frequencies is due to be approved by the 1986 session. This session will also make a final decision on the introduction of single side-band broadcasting, and consider the present proposal concerning harmful interference where stations have the right to request a new frequency when the allocated channel is subject to interference.

The computerisation is to come out of the ITU budget enabling developing countries to benefit by it without having to pay for computers and associated software. It is hoped that the assignation of optimal frequencies will mean countries presently using perhaps half-a-dozen frequencies for a given target area will find they can get better results on just one or two frequencies.

The three umbrella organisations representing the world's radio clubs have all approved this new move in frequency allocation and see it as a way of reducing interference and giving the stations fewer frequencies but with better overall results. The *European DX Council*, the *North American Association of Radio Clubs*, and the *South Pacific Association of Radio Clubs* have all been involved in putting forward the views of the consumer — the shortwave listener — to the recent WARC meeting.

— Arthur Cushen



## Dish grid kits

**A** range of parabolic antenna grid kits is available from antenna engineering Pty Ltd. They are claimed to be comparable in performance to normal welded grid parabolic antennas.

Coming in kit form, they have the singular advantage of compact size for shipping, greatly reducing transport costs and handling problems compared to build-up parabolas. Assembly requires only a few hand tools so installation at remote sites presents few difficulties.

Designed and manufactured

in Australia by Antenna Engineering of Croydon, Victoria, standard versions of these antennas are available for the 450, 900 and 1500 MHz bands, for both horizontal and vertical polarisation, with unpressurised feeds.

Four sizes are available — 1.8 m, 2.4 m, 3 m and 3.7 m diameter. More information can be obtained from Antenna Engineering Australia Pty Ltd, P.O. Box 191, Croydon Vic. 3136. (03)728-1777.

## Squelch



**T**wo new continuous tone coded squelch controllers are now available from Signalling Technology.

Designated Sigtec C1003 encoder and Sigtec C1103 en/decoder, both modules are fully designed and manufactured in Australia.

The units were designed for

VHF/UHF mobile and base radio equipment, and satisfy the Department of Communications requirement for a 'quiet base' facility.

For further information contact Signalling Technology, Factory 8, 2 Aspley Place, Seaford Vic 3198. (03)786-0077.



## Well-built whip mounts

The weak link in any mobile communications installation is the antenna system. No matter how much money you spend on a whip and coax, the antenna base can let you down.

A properly designed, well constructed antenna base mount not only ensures good mechanical reliability but good electrical integrity too. Benelec Pty Ltd offers a range of base mounts for VHF and UHF applications, all of solid mechanical construction and with attention paid to cable termination.

Benelec's model 2-740 low-profile UHF type is a new model featuring a reinforced whip mount with all-metal thread construction. The mounting plate features four claws for positive vehicle chassis contact and mechanical rigidity. This plate can be removed enabling the base to be used with a general purpose groundplane eliminator. The cable is easily

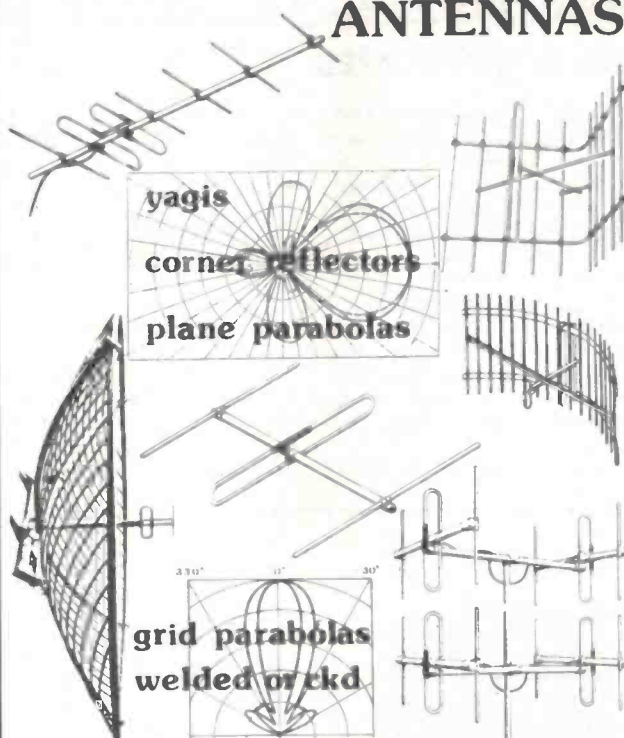


terminated, simply screwing into the base. The outer conductor is automatically terminated in this way and the inner conductor is soldered to the centre whip mount.

The model 2-720 is a similar low-profile type, for VHF installations. Both bases can be supplied terminated with cable of a specified length with any specified coax connector attached at the free end.

Further information about the range of antenna mounting bases offered by Benelec Pty Ltd can be obtained from them at P.O. Box 21, Bondi Beach 2026 NSW. (02)665-8211.

## DIRECTIONAL ANTENNAS



**KENSOR PTY. LTD.**  
 12 Hehir Street, Belmont 6104,  
 West Australia  
 Telephone : 4782333      Telex : AA95914

## Handheld VHF

Bosch has released a synthesised handheld transceiver for the professional user, operating in the 146-174 MHz VHF high band, featuring a power output of 2.5 W and selective calling facilities.

Dubbed the model HFG164, it can be programmed for up to 32-channel operation. A full range of options is included, such as five-tone selective calling, vehicle mounting hardware and high capacity rechargeable NiCad batteries.

The transceiver is of modular construction and is contained in a dust and splash-proof metal housing. Full details on this and future Bosch transceiver releases can be obtained from



Robert Bosch (Aust.) Pty Ltd,  
 Electronic Products Division,  
 Cnr Centre & McNaughton Rds,  
 Clayton Vic. 3168. (03)544-0655.



## New FM mobile

GFS Electronic Imports has announced the availability of a compact two metre FM mobile transceiver from Standard.

Known as the C-8900 its dimensions are 138 mm wide x 31 mm high x 178 mm deep. Small enough to slot into most of today's 'difficult to fit' vehicles.

The C-8900's receiver incorporates a GaAs FET RF amplifier stage. This, coupled with its mixer, IF and detector circuitry provides a receive sensitivity of 0.15  $\mu$ V for 12 dB SINAD.

The full 4 MHz coverage is provided with 800 channels. Both plus and minus 600 kHz repeater offsets are also incorporated. The C-8900's built-in five memory channels may be

automatically scanned or selected manually. Up-down frequency selection may be made from a switch built into the microphone.

The C-8900's transmitter section also uses the latest technology to achieve a power output of 10 watts into a 50 ohm load. Full protection is provided for the power amplifier stage.

A unique feature of the standard C-8900 is its ability to allow the user to slope upward, by 15 degrees, the digital readout. This allows easier viewing when under-dash mounting is used.

Price of the C-8900 is \$442 plus \$12 P&P. For more details contact the Australian distributors, GFS Electronic Imports, 17 McKeon Road, Mitcham Vic. 2132. (03)873-3777.





# Maple Leaf brag

Arthur Cushen MBE

RADIO CANADA International commenced operation in 1945, with technical staff borrowed from the BBC and studios in Montreal. Before that the Canadian Broadcasting Corporation had relayed their domestic programme on shortwave with a 7500 W transmitter.

With the change in shortwave broadcasting arrangements came new, more powerful 50 kW transmitters. Special transmissions were instituted to many parts of the world, including the South Pacific, where the writer served as Technical Monitor.


The transmitters in Sackville, New Brunswick, have now been increased to 250 kW. The complex consists of five modern 250 kW transmitters, supplemented by three lower powered transmitters. The 250 kW transmitters are controlled by a data processor into which is entered all the pertinent information of a given schedule well in advance of the actual time of transmission.

As many as 100 different functions (such as transmitters on and off, high power and low power, etc.) can be pre-scheduled for these five transmitters up to 24 hours before the time required. They are automatically tunable to any frequency within the range of 3.95 MHz to 26.5 MHz. The tuning operation takes 12 seconds or less to any point within this operating range. The five 250 kW transmitters are connected to the various antennas by a switching matrix in a building separate from the main transmitter building. All of the antennas at Sackville are curtain arrays, suspended from steel masts.

This type of antenna can be used to transmit in either of two directions, 180 degrees apart, by means of a simple switching operation. The current antennas are on beams to Africa, Europe (both reversible to North America), South America, the Caribbean, North America and Northern Canada.

The programmes produced in Montreal are sent to Sackville, a distance of 1000 km, over special microwave circuits.

Radio Canada operates a receiving station at Stittsville which monitors daily broadcasts beamed to North America by other international stations. Radio Canada's first monitoring station was at Britannia Heights. The writer spent some time at this monitoring station where signals are intercepted from many parts of the world for both frequency information and to form the basis of news bulletins.



Canada's overseas 'voice', the shortwave station Radio Canada International, recently upgraded its transmitting facilities and now boasts five 250 kW transmitters.

The new Stittsville monitoring station is much more sophisticated and, as well as evaluating signals received in the target area, it is also used as a back-up for direct off-air pick-up of BBC World Service programmes when the regular transatlantic satellite circuit linking the BBC in London and RCI in Montreal is not available.

Direct off-air pick up of Deutsche Welle German programmes destined for a North American audience is also a responsibility. These programmes of the BBC and Deutsche Welle are fed to Sackville, New Brunswick, for retransmission to North America as part of an exchange agreement. The two broadcast organisations relay RCI programmes destined for Eastern Europe from bases in Daventry, England and Sines, Portugal.

Radio Canada transmissions are received in Australia and New Zealand during the afternoon listening period. English programmes are broadcast at 0300-0329 hours UTC on 5960 Hz and 9755 Hz, and

repeated 0400-0429 on the same frequencies. The morning transmissions in this area at 2130-2159 hours are on 11945, 15150, 15325, 17820, 17875 and 21695 kHz.

A special programme 'Shortwave Listeners Digest' is heard on Mondays at 0305 UTC in the service to North America and on Saturday at 2135 UTC in the broadcast to Africa, both services providing good reception. 'Shortwave Listeners Digest' is compered by Ian McFarland, and includes a weekly contribution of DX information from Glen Hauser. Other features include information on new receivers from Larry Lagne and an equipment review from Harold Sellars.

This article is contributed by Arthur Cushen, 212 Earn St, Invercargill NZ, who would be pleased to supply additional information on medium and shortwave listening. All times quoted are UTC (GMT), eight hours behind Sydney time, and all frequencies are in kilohertz.



**CHEAP VIDEO COOKBOOK**

**G0123P** \$12.90  
Complete discussion of a new, low-cost way to get words, pictures and opcode out of your computer and onto any ordinary television screen, using a seven-IC easy-to-build circuit which you can build for \$20.

**AN INTRODUCTION TO VIDEO**

**G0124B** \$6.95  
This book is written in layman's language and is for anyone who is thinking about buying or renting or who has just bought or rented a video recorder and wants to get the best out of the machine.

**INTRODUCTION TO ELECTRO-ACOUSTIC MUSIC**

**G0127P** \$15.95  
This book assumes no previous technical knowledge. It discusses the relationship between the technology and the composition of electro-acoustic music.

**MODERN RECORDING TECHNIQUES**

**G0128P** \$21.95  
Explains the equipment controls and techniques found in a modern recording studio and how to use them creatively and correctly to produce a desired result. Numerous photographs, diagrams and charts.

**TUBE SUBSTITUTION HANDBOOK**

**G0130P** \$8.75  
Complete, accurate, up-to-date guide to direct substitutes for receiving and picture tubes. Contains more than 6000 receiving tube substitutes, 4000 monochrome and colour picture tube substitutes, and 600 communications substitutes. Also includes pinouts for quick operational checks.

**ELECTRONIC SYNTHESIZER PROJECTS**

**G0133B** \$5.95  
For the electronic music enthusiast, an invaluable reference. This book is full of circuits and information on how to build analogue delay lines, sequencers, VCOs, envelope shapers, etc. The author takes a clear and logical approach to the subject that should enable the average enthusiast to understand and build up what appears to be a quite complex instrument.

**ELECTRONIC MUSIC PROJECTS**

**G0135B** \$5.95  
Provides constructors with practical circuits for the less complex music equipment including fuzz box, waa-waa pedal, sustain unit, reverb and phaser, tremolo generator, etc. Text covers guitar effects, general effects, sound generators, accessories.

**ELECTRONIC MUSIC AND CREATIVE TAPE-RECORDING**

**G0136B** \$6.95  
Shows how electronic music can be made at home with the simplest and most inexpensive of equipment. Describes how the sounds are generated and how these may be recorded to build up the final composition.

**PRACTICAL CONSTRUCTION OF PREAMPS, TONE CONTROLS, FILTERS, ATTENUATORS**

**G0137B** \$5.25  
This book shows the enthusiast how to construct a variety of magnetic tape recording, microphone and disc preamplifiers, and also a number of tone control circuits, rumble and scratch filters, attenuators and pads.

## computers for beginners

**COBOL FOR BEGINNERS**

**H0140P** \$33.95  
It is a solid text for introductory programming courses in Cobol, using a format that is easy to understand, yet comprehensive enough to make supplementary readings unnecessary.

**THE PET PERSONAL COMPUTER FOR BEGINNERS**

**H0141P** \$20.95  
This handy guide is written for use with all varieties of PET computer, from the original 2001 to the 8032 Super PET. It is suited to novices with no practical experience and provides advice and practical examples.

**THE 6809 COMPANION**

Normally \$6.95; this month only.

**\$5.15**

A discussion of the features of the 6809 and a reference guide. Don't be deceived — it's more than just a beginner's guide to microprocessors. To order quote book number JX154B

Limited supplies

**BIG THINGS FROM LITTLE COMPUTERS**

**H0142P** \$19.25  
A layperson's guide to personal computing with all the basic information and lots of examples of how personal computers can be used.

**BEGINNER'S GUIDE TO MICROPROCESSORS AND COMPUTING**

**H0143B** \$6.95  
Introduction to basic theory and concepts of binary arithmetic, microprocessor operation and machine language programming. Only prior knowledge assumed is very basic arithmetic and an understanding of indices.

**A MICROPROCESSOR PRIMER**

**H0144B** \$5.95  
Learning about microprocessors is easy with this book, written in a style that is easy to follow. The shortcomings of this basic machine are discussed and the reader is shown how these are overcome by changes to the instruction set. Relative addressing, index registers follow as logical progressions.

**AN INTRODUCTION TO BASIC PROGRAMMING TECHNIQUES**

**H0145B** \$6.75  
Ideal for beginners seeking to understand and program in BASIC. Includes program library for biorhythms, graphing Y against X, standard deviations, regressions, generating musical note sequences, and a card game.

**BEGINNING FORTRAN**

**H0147A** \$25.50  
Starts with simple elementary examples and proceeds to intermediate level programs. Also includes references, tutorials, flow charts, deck setups and matrix algebra.

**UNDERSTANDING COMPUTERS**

**H0148A** \$20.95  
For people who use small computers, this book starts with the most elementary gates and works up to the complete computer. Gives an understanding of the languages and how they operate in the computer.

**PEANUT BUTTER AND JELLY GUIDE TO COMPUTERS**

**H0150A** \$16.75  
A simple, easy-to-digest source of information on personal computing for the potential buyer who is less than an expert in the field.

**COMPUTERS FOR EVERYBODY**

**H0270A** \$8.95  
In this easy-to-understand book it is explained how a computer can be used at home, in the office or at school. Includes a consumer's guide to computer equipment that will help the reader decide what to buy and who to buy it from. Second edition.

**YOUR FIRST COMPUTER**

**H0271A** \$15.25  
An easy-to-understand beginner's book to small computers. Understanding them, buying them and using them for personal and business applications.

**MODERN COMPUTER CONCEPTS**

**H0313P** \$29.95  
The second volume in this series (following ETI Book Sales No. H0312P) covers subjects such as semiconductor memory devices, central processor units, magnetic memories, datacommunications, computer networks and videotex.

## computer hardware and techniques

**INTERFACE PROJECTS FOR THE APPLE II**

**J0158P** \$17.95  
A series of interface projects that are easily built and enable the user to realise the computer's potential through project construction. Projects are primarily hardware-orientated, with some software supporting the hardware.

**IAPX 88 BOOK**

**J0162P** \$20.25  
This book from Intel itself describes the unique Intel 8088 microprocessor in total detail. Invaluable for all involved with the 8088.

**A STEP-BY-STEP INTRODUCTION TO 8080 MICROPROCESSOR SYSTEMS**

**J0165A** \$16.95  
Doesn't require any electronics or computer background. This book describes the 8080 architecture and instruction set through simple examples. Some basic software is introduced.

**DIGITAL CIRCUITS WITH MICROPROCESSOR APPLICATIONS**

**J0166A** \$46.50  
An introductory text, this book provides readers with the basic ideas and tools needed to analyse and design digital circuits and computer systems. Discusses microprocessor computer organisation, machine-language number systems and gate circuits.

**Z80 MICROCOMPUTER HANDBOOK**

**J0171P** \$20.50  
This handbook covers hardware, software and microcomputers built around the Z80.

**APPLE INTERFACING**

**J0273P** \$15.95  
Using this book, you will be able to perform useful experiments which will provide a much clearer understanding of the fundamentals of computer interfacing and computer electronics.

**A Z80 WORKSHOP MANUAL**

**J0283B** \$8.95  
Intended for those who want to progress beyond BASIC programming to topics such as machine-code and assembly language programming or who need hardware details of the Z80-based computer.

**EASY ADD-ON PROJECTS FOR SPECTRUM, ZX81 AND ACE**

**J0285B** \$7.75  
The projects include a pulse detector, picture digitiser, five-key pad, model controller, bleeper, lamp flasher, light pen, etc. etc.

**TV TYPEWRITER COOKBOOK**

**J0297P** \$14.50  
A complete guide to low-cost television display of alphanumeric and graphics data for microprocessor systems, computer hobbyists, television tiling, word-processing and video games.

**Z80 USER'S MANUAL**

**J0331P** \$22.75  
An all-in-one guide to Z80 pin definitions, CPU control signals, support chips, interfacing peripherals, addressing modes and much more.

**16-BIT MICROPROCESSORS**

**J0342P** 22.20  
A guide to the most popular of the 16-bit microprocessors, including the Intel 8086, the Zilog Z8001 and 8002 chips, the DEC LSI-11, Texas Instruments 9900, the Motorola 68000 and the National Semiconductor 16000 family.

**COMPUTERS AND COMPUTING — VOL 4**

**J0415E** \$5.95  
Projects and reviews covering hardware, memory expansion, popular home computers and software examples for beginners and experienced programmers.

**YOUR COMPUTER YEARBOOK 1984**

**J0417E** \$2.95  
A collection of the best from Your Computer magazine, covering educational, communications, hardware, software and general computer topics.



## PROGRAMMING MICROPROCESSOR INTERFACES FOR CONTROL AND INSTRUMENTATION

**J0377P \$39.95**

A beginner's guide to interfacing principles. Includes discussions of practical applications for microprocessors, the 6809 signal set, hardware and software architecture and modular programming. Many examples and programs. Limited supplies.

## MICROCOMPUTER DATACOMMUNICATION SYSTEMS

**J0391P \$16.75**

A guide to the operations of modems, terminals, electronic bulletin boards and information utilities for users of the TRS-80, Apple II and other systems.

## computing software

### INTRODUCTION TO PASCAL, INCLUDING UCSD PASCAL

**K0113A \$26.95**

For both beginners and experienced programmers, this book covers all aspects of Pascal, from the basic concepts of program development. Extensive appendices. Second edition.

### HOW TO GET STARTED WITH CP/M

**K0174A \$22.95**

This practical book eases the reader into the essentials of the system, giving an overview of the operating system, an idea of what it will be like to use and what it can do for the reader.

### STARTING FORTH

**K0177P \$25.00**

A clear and complete guide to Forth, this book covers fundamental principles and then a full set of high-level Forth commands. It concludes with advanced techniques and style.

### COMPUTER GRAPHICS PRIMER

**K0180P \$21.95**

Almost every page has a colour drawing, photograph, picture or a schematic to help you learn computer graphics quickly and easily. Programming concepts apply to all microcomputers, and examples are given in BASIC for the Apple II.

### COMPUTER PROGRAMS IN BASIC

**K0192P \$18.25**

Fully indexed guide to more than 1600 BASIC computer programs published in personal computer magazines for microcomputers, minicomputers and mainframe computers. Compiled by Paul Friedmann, first published in 1981.

### INTRODUCTION TO STRUCTURED FORTRAN

**K0194A \$21.95**

Written for the beginner, the text incorporates the Fortran 77 with a discussion of structural programming. Includes a discussion of time-sharing, pseudo-language programming and WATFIV statements.

### APPLE II ASSEMBLY LANGUAGE

**K0195P \$23.45**

Teaches assembly-language programming at the beginning level — no prior knowledge of 6502 assembly language is needed. Includes hands-on computer exercises and experiments, with both software and hardware. Provides interfacing circuits and programs that can be used on the Apple II without modification.

### THE PASCAL HANDBOOK

**K0200A \$23.50**

Summarises the entire Pascal vocabulary, including the variations introduced by different commercial versions of Pascal. All in dictionary format.

### INTRODUCTION TO TRS-80 GRAPHICS

**K0202A \$22.95**

It begins with the basic concepts of line drawing and leads the reader on to geometric shapes, moving figure animation and other more advanced topics.

### APPLE PASCAL GAMES

**K0216A \$19.95**

Explore all the essential elements of UCSD Pascal and learn the important Apple Pascal extensions.

## 32 BASIC Programs for TRS-80 (Level II) Computer

Tom Rugg and Phil Feldman



### 32 BASIC PROGRAMS FOR THE TRS-80 COMPUTER

**K0211A \$29.50**

Programs for the TRS-80 Level II or Model III BASIC (with 16K or more user memory).

### PASCAL PROGRAMMING FOR THE APPLE

**K0217P \$20.25**

Teaches UCSD Pascal on the Apple II. Many examples, programs for financial applications, graphics, file structures and sound reproduction are supplied.

### 32 BASIC PROGRAMS FOR THE APPLE COMPUTER

**K0218A \$29.50**

Full of programs with practical applications, educational uses, games and graphics.

### PET/CBM BASIC

**K0219P \$19.25**

Provides a thorough introduction to BASIC programming on a Commodore PET computer, explaining programming concepts for graphics, including three-dimensional letters, bar graphs and the use of sound effects.

### PROGRAMMING THE Z80

**K0231A \$26.95**

This book will enable every reader to write complete application programs for Z80-based computer systems. Includes exercises to measure progress and comprehension at each level of programming.

### PROGRAMMING THE Z8000

**K0232A \$25.95**

A complete introduction to programming concepts and techniques for use with the 16-bit, Z8000 microprocessor. Presents detailed descriptions of the architecture and functions of this 'super chip'.

### THE C PUZZLE BOOK

**K0375P \$23.00**

Includes C programs that each explore a particular aspect of C, detailed descriptions of how the programs work and tips on writing successful C programs.

### LEARNING LOGO ON THE APPLE II

**K0378P \$12.50**

An introduction to the Logo language. Includes starting up the turtle, editing and debugging procedures, secret codes and recursion.

### THE POWER OF VISIPILOT

**K0380P \$19.35**

VisiPlot enables the user to display data graphically: with line graphs, bar graphs, area and circle graphs and even two graphs on the same page for comparison.

## computing for business

### THE COMPUTER SOLUTION

**L0236P \$13.50**

This should be of interest to business people contemplating implementing or already using computer data processing or to any non-technical person curious to know why and how computers are used in Australian businesses and organisations.

### BASIC FOR ACCOUNTANTS

**L0234P \$11.95**

Shows accountancy students and accountants how to use a computer to perform the repetitive tasks associated with record keeping, calculating and report writing. Using the BASIC language attention is concentrated on debtors, inventory and general ledger systems.

### THE SMALL-BUSINESS COMPUTER GUIDE

**L0237P \$14.95**

Ideal for the inexperienced user, this text emphasises management considerations in determining the feasibility, economics, evaluation, selection, contracts and practicality of installing a computer.

### SMALL-BUSINESS COMPUTER SYSTEMS

**L0238P \$14.95**

Provides a bridge between the accountant and the data-processing professional by explaining every step of the trading and reporting process in data-processing terms. It is especially useful to people engaged in the specification process or in auditing dataprocessing accounting systems.

### THE VISICALC BOOK — APPLE EDITION

**L0239P \$22.25**

If you are using VisiCalc on your Apple II and want to learn more about its expanded uses then this book will show you how to build a model, enter your data and solve problems about profit/loss projections, pricing/costing estimates, etc.

### INVENTORY MANAGEMENT FOR SMALL COMPUTERS

**L0241A \$27.95**

Owners of retail businesses and their employees need this book. The program provides an inventory control system, what stock is on hand, where it is located, what price was paid for it and the selling price.

### THE VISICALC BOOK — ATARI EDITION

**L0398P \$20.95**

An invaluable aid for those using VisiCalc on the Atari. How to enter data, solve problems about profit/loss projections, pricing/costing estimates, etc.

## amateur radio, dx communications

### LONG-DISTANCE TELEVISION RECEPTION (TV-DX)

**N0250B \$6.95**

Written by the British authority, the book includes many units and devices made by active enthusiasts. A practical and authoritative introduction to this unusual aspect of electronics.

### HANDBOOK OF RADIO, TELEVISION, INDUSTRIAL AND TRANSMITTING TUBE AND VALVE EQUIVALENTS

**N0251B \$3.95**

The equivalents books for amateurs and servicemen. More than 18,000 old and new valves from United States, Britain, Europe, Japan. CV (military) listings with commercial equivalents included.

### RADIO EXPERIMENTER'S HANDBOOK Vol. 1

**N0418E \$7.95**

This 132 page book from E.T.I. is chock-full of circuits, projects to build, antennas to erect, hints and tips. It covers the field from DX listening to building radioteletype gear, from 'twilight zone' DX to VHF power amplifiers, from building a radio FAX picture decoder to designing loaded and trap dipoles.

### THE WORLD IN MY EARS

**N0420C \$9.95**

This book would represent the 'basic manual' for anyone interested, or active in, shortwave listening. Written by world-renowned authority and broadcaster, Arthur Cushen, M.B.E., the book is divided into two parts. The first covers the historical development of shortwave broadcasting and the listening hobby that grew up with it. The second part covers the practical aspects: how to start out, how to erect antennas, all about time and time zones, DX clubs, reporting, news sessions, etc.

All prices of publications in this catalogue listing are subject to change without notice.

# DICK SMITH ELECTRONICS NO. 1 and proud of it!

Others can claim all sorts of things. But don't be conned by the Johnny-come-latelys with their "I'm alright Jack" attitude!

**1<sup>st</sup>** with direct import prices — cutting out the middleman!

**1<sup>st</sup>** with 14 day satisfaction guarantee — no risk!

**1<sup>st</sup>** with reliable mail orders: over 75,000 regular customers cannot be wrong!

**1<sup>st</sup>** with a choice of delivery: from post to air express, we've got the lot.

**1<sup>st</sup>** to guarantee 24 hour mail order despatch (we've had customers from Western Australia receive their orders less than 24 hours after placement!)

**1<sup>st</sup>** with order-by-phone (not just the first in electronics, either: the first company to offer Bankcard ordering by phone in Australia!)

**1<sup>st</sup>** to completely computerise electronic mail orders: offering fantastic speed and service, accuracy.

**1<sup>st</sup>** to include a catalogue free in the electronics magazines - and our enthusiast's catalogue is still regarded as far and away the best in Australia!

**1<sup>st</sup>** to give bulk discounts to everyone - not just the trade!

**1<sup>st</sup>** to expand interstate and overseas - with even more expansion planned! (The others are still lost trying to find their own backyards!)

**1<sup>st</sup>** to set up a network of stores and re-sellers right across Australia and New Zealand: you're never far from friends!

**1<sup>st</sup>** to give the customer the advantage of unbelievable buying power - you reap the benefit.

## STORE LOCATIONS

NSW	Cnr. Swift & Young Sts. Parramatta Rd & Melton St T55 Terrace Level 613 Princes Hwy Oxford & Adelaide Sts 531 Pittwater Rd 147 Hume Hwy 162 Pacific Hwy 315 Mann St 4 Florence St Elizabeth Dr & Bathurst St 173 Maitland Rd Lane Cove & Waterloo Rds George & Smith Sts The Gateway, High & Henry Sts 818 George St 6 Bridge St 125 York St Tamworth Acde & Kable Ave 263 Keira St	ALBURY	21 8399
	96 Gladstone St	AUBURN	648 0558
ACT	Creswick Rd & Webster St	BANKSTOWN SQ	707 4888
VIC	Cnr Hawthorn Rd & Nepean Hwy 260 Sydney Rd Nepean Hwy & Ross Smith Ave 205 Melbourne Rd 399 Lonsdale St Bridge Rd & The Boulevard Springvale & Dandenong Rds	BLAKEHURST	546 7744
	293 Adelaide St 166 Logan Rd Gympie & Hamilton Rds Cnr Gold Coast Hwy & Welch St Bowen & Ruthven Sts Ingham Rd & Cowley St, West End	BONDI JCT	387 1444
QLD	Wright & Market Sts Main South & Flagstaff Rds Main North Rd & Darlington St	BROOKVALE	93 0441
	Wharf St & Albany Hwy William St & Robinson Ave Centreway Acde, Hay St	CHULLORA	642 8922
SA	25 Barrack St 17 Stuart Hwy	GORE HILL	439 5311
		GOSFORD	25 0235
WA		HORNSBY	477 6633
		LIVERPOOL	600 9888
TAS		NEWCASTLE	61 1896
NT		NORTH RYDE	88 3855
		PARRAMATTA	689 2188
		PENRITH	32 3400
		RAILWAY SQ	211 3777
		SYDNEY	27 5051
		SYDNEY	267 9111
		TAMWORTH	66 1961
		WOLLONGONG	28 3600
		FYSHWICK	80 4944
		BALLARAT	31 5433
		BRIGHTON (EAST)	592 2366
		COBURG	383 4455
		FRANKSTON	783 9144
		GEELONG	78 6766
		MELBOURNE	67 9834
		RICHMOND	428 1614
		SPRINGVALE	547 0522
		BRISBANE	229 9377
		BURANDA	391 6233
		CHERMSIDE	359 6255
		SOUTHPORT	32 9863
		TOOWOOMBA	38 4300
		TOWNSVILLE	72 5722
		ADELAIDE	212 1962
		DARLINGTON	298 8977
		ENFIELD	260 6088
		CANNINGTON	451 8666
		PERTH	328 6944
		PERTH	321 4357
		HOBART	31 0800
		STUART PARK	81 1977

### Dear Customers,

Quite often, the products we advertise are so popular they run out within a few days. Or unforeseen circumstances might hold up shipments so that advertised lines are not in the stores by the time the advert appears. And very occasionally, an error might slip through our checks and appear in the advert (after all, we're human too!) Please don't blame the store manager or staff: they cannot solve a dock strike on the other side of the world, nor fix an error that's appeared in print. If you're about to drive across town to pick up an advertised line, why not play it safe and give them a call first... just in case!

Thanks.

Dick Smith Electronics

### MAJOR RESELLERS

● Atherton Qld: Maarten's Music Centre, 55 Main St 91 1208 ● Ballina NSW: A. Cummings & Co. 91-93 River St 86 2285 ● Bowral NSW: Barry Gash Electronics, 370 Bong Bong St 61 2577 ● Broken Hill NSW: Hobbies & Electronics, 37 Oxide St 88 4098 ● Bundaberg Qld: P.M. Electronics Takalvan St 72 8272 ● Cairns Qld: Electronic World Shop 27 K-Mart, Westcourt Plaza, Mulgrave Rd 51 8555 ● Campbelltown NSW: Fishers 'Chip' Shop, Shop 3, 274-276 Queen St 27 1475 ● Coffs Harbour NSW: Coffs Harbour Electronics, 3 Coffs Plaza, Park Ave 52 5684 ● Darwin NT: Ventronics, 24-26 Cavanagh St 81 3491 ● Deniliquin NSW: Deni Electronics, 220 Cressy St 81 3672 ● East Maitland NSW: East Maitland Electronics 99 High St 33 7327 ● Echuca Vic: Webster Electronics 220 Pakenham St ● Gladstone Qld: Purely Electronics Shop 2 Cnr Herbert & Auckland Sts 72 4321 ● Goondiwindi Qld: Border T.R.C. 50 Marshall St 71 2353 ● Gosford NSW: Tomorrows Electronics & Hi-Fi 68 William St 24 7246 ● Inverell NSW: Lyn Willing TV 22A Evans St 22 1821 ● Launceston Tas: Advanced Electronics 5A The Quadrant 31 7075 ● Lismore NSW: Decro Electronics 3A/6-18 Carrington St 21 4137 ● Mackay Qld: Stevens Electronics 42 Victoria St 51 1723 ● Maryborough Qld: Keller Electronics 218 Adelaide St 21 4559 ● Morwell Vic: Morwell Electronics 95 George St 34 6133 ● Mt Gambier SA: Hutchesson's Comm. 5 Elizabeth St 25 6404 ● Mildura Vic: McWilliams Electronics 110A Langtree Ave 23 6410 ● Port Macquarie NSW: Mail of Electronics, Horton Centre, Horton St 83 7440 ● Nelson Bay NSW: Dales Dynamics Cinema Mall Stockton St ● Orange NSW: M & W Electronics 173 Summer St 82 6491 ● Port Lincoln S.A.: Basshams T.V. & Computerworld 22 Liverpool St ● Rockhampton Qld: Purely Electronics 15 East St 21 058 ● Shepparton Vic: G.V. Electronics Centre 189B Corio St 21 8866 ● Townsville Qld: Tropical TV 49 Fulham Rd, Vincent Village 79 1421 ● Wagga NSW: Wagga Wholesale Electronics 89 Forsyth St ● Whyalla SA: Mellor Enterprises Shop 2 Forsyth St 45 4764

### STORE HOURS

All Dick Smith stores are open for trading during the normal trading hours for their particular area (either 9-5.30 or 8.30-5). Many stores are also open for late night trading. Please ring the store concerned for their particular hours.



### SPEEDY PHONE/ BANKCARD ORDER SERVICE

Just phone your order and Bankcard details — it's so simple!  
**(02) 888 2105**  
Orders only on this number.

Enquiries **(02) 888 3200**


### HEAD OFFICE & MAIL ORDER CENTER:

P.O. Box 321, North Ryde  
NSW 2113  
Tel: (02) 888 3200

### Post & Packing Charges

Order Value	Charge
\$5-\$9.99	\$2.00
\$10.00-\$24.99	\$3.50
\$25.00-\$49.99	\$4.50
\$50.00-\$99.99	\$6.00
\$100 or more	\$8.00

Terms available to approved applicants through...



# DICK SMITH ELECTRONICS





# MINI-MART

Where readers can advertise  
For Sale/Wanted/Swap Join.

## COMMUNICATIONS

WANTED: MANUAL, Circuit Diagram, or any information for a MARC Model NR 52FI multiband receiver. J. Hyde, 4 Birchdale Pl, Christchurch 3, New Zealand.

FOR SALE: RECEIVER Heathkit SB303 amateur bands 3.5 MHz to 30 MHz and 15 MHz to 15.3 MHz (WWV) with test cards, manual, AM and SSB filters, speaker HS24, \$450 ono. J. Cleret, Linton, Bombala, NSW 2632. (0648) 87-252.

WANTED: PLANS for HF receiver also for projects using CA3005 RF amplifier. Will pay. M. Krawczuk, 99 Pyap St, Renmark, SA 5341.

FOR SALE: IC22S \$150, IC502 \$125, Kenwood TS520S \$450, Yaesu FT2FB \$75, Ken KP202(H/H) \$100, Ken Rotator \$100. W. Greenrich, 69 Bay Rd, Bolton Point, NSW 2283.

## AUDIO

FOR SALE: SANSUI AU-70 24/24 WRMS integrated tube amplifier. Superb condition, circuit spare valves, will ship free, \$140. (02)869-1840.

FOR SALE: MICRO-SEIKI BL-91 top of range turntable. MA505 Mk III tone arm, moving coil cartridge. New price is \$1780, sacrifice for \$1040. Mint condition (02)869-1840.

FOR SALE: J. H. FORMULA IV tone arm, \$60. Transcriptor Fluid tone arm, \$75. (02)869-1840.

FOR SALE: STEREO Amp. 30 WRMS Not yet completed, with papers, diagrams, preamp, much more. Owes me \$180, will sell \$110. M. Sully, 33 Odessa Ave, Kellor Downs, Vic. 3038.

FOR SALE: CASSETTE DECK TEAC CX 350. Dolby, metal tape, auto memory rewind. Superb condition. Recommended by leading HI-FI magazine. \$105 ono. Chris Tinney, 8 Carbethon Cres, Beverley Hills, NSW 2209. (02) 759-5052.

WANTED: CASSETTE duplicator or copier for C90 tapes, working or not. Lachlan (02)636-4686.

## COMPUTERS

FOR SALE: ATARI 400 Computer 16K including accessories, basic cartridge worth \$100. Perfect condition \$389. G. Coddington, P.O. Box 1238, Parramatta, NSW 2150. (02) 631-7631.

FOR SALE: ACT VIC-20 Users Group bi-monthly magazine. Many interesting programs and articles. June issue \$2. Bi-monthly \$12 Write Chris Groenhout, 25 Kerferd St, Watson, ACT 2602. (062) 41-2316.

FOR SALE: SUPER 80 Disassembler cassette \$9. Siemens Teleprinter \$50. Teleprinter keyboard, tape reader and punch \$75. R. Vowels, 93 Park Drive, Parkville, Vic. 3052.

FOR SALE: VIC-20 Program Library. High quality games, utilities, educational and miscellaneous programs available. For list send SAE to Chris Groenhout, 25 Kerferd St, Watson, ACT 2602. (062) 41-2316.

FOR SALE: WORDBEE ROMs plus documentation \$30. 8K OSI computer plus monitor \$140. Wanted: ASCII keyboard good price. Ray Fairall 6/102 Wyadra Ave, Harbord, NSW 2096. (02) 938-4767.


FOR SALE: TRS-80. Mod 1 48K, Two drives with TRSDOS, SCRIPSIT, Ledger and inventory control for \$1500. Tony Grimes, 17 Kay St, Mt Waverley, Vic. 3149. (03) 429-2044.

SWAP: APPLE software (including CPM). Send list and details of software interest to Wolfgang, P.O. Box 640, Maryborough, Qld. 4650.

## MISCELLANEOUS

FOR SALE: OSCILLOSCOPE BWD 539D (similar 820) dual trace dc-25 MHz. Probe and manual. Never been used (stroke victim) \$575. S. D. Payne, 5 Knight Ave, Yokine, WA 6060. (09) 349-1919.

FOR SALE: TRANSFORMER 240 Vac to 115 Vac. 1 kW. In Pro metal case with handle and socket/plug. Australian made. \$100 ono. David Hire, 34 Alfred St, Annandale, NSW 2038. (02) 692-0060.



PROCESS      EXPOSURE  
+              +  
BACK          FWD          PROG  
+              +              +  
+              +              +  
MINS          SECS          SELECT

# PROCESS

+                      +  
RESET                      GO/STOP

eti 662d      DARKROOM TIMER

RESET                      ON/OFF  
+                              +

# EXPOSURE

# DREGS



THE SKIRMISH between Argentina and Britain is still on! But this time, the Argentinians have been much more cunning. How do we know? Well, it's like this. Recently we shifted a large plan-filing cabinet in the ETI office. Stored on the carpet beneath the cabinet were a number of magazine binders. Old French issues, Canadian issues, some long past project books and one binder containing 1982 issues of ETI UK. (We've run out of shelf space — hint, hint).

Upon moving this latter binder, a veritable sawdust pile confronted the mover. Opening the binder's rear cover (which happened to be uppermost), an amazing sight greeted several pairs of surprised eyes amidst loud exclamations ("... golly, gosh, oh gee, oh my, look at that!"). The next second, little brown ants poured everywhere. Fearlessly, the crowding throng inspected the carnage. The whole binder of magazines, a 12 month's set, was riddled with an ant's nest!

Lifting the binder revealed a small hole in the carpet leading through from the cement slab floor beneath. Amazing! Argentine

ants. They must have chewed right the way through from South America, just to attack this British Bastion in the antipodes. Devilish clever, what?!

That very day we summoned a flotilla of pest exterminator chaps. Arriving two days later (no mucking around, lads) they surrounded the outpost and liquidated the enemy.

We are now happy to report: "All quiet on the etty front".

## Rosy-eyed conscripts

"Don't look up," said the sergeant to his platoon. "Better still, don't look." It's no longer 'smoke gets in your eyes' for the common soldier, it's laser beams. Short, powerful pulses produced by laser range-finders and target designators that guide smart bombs, while they cannot damage military hardware, can harm the eyes of soldiers who might get in the way, says a US military report (although, one would think the soldiers should be more worried about what comes *behind* the laser pulses!).

General Edward C. Meyer, chief of staff of the US Army, recently gave testimony to the House Appropriations Committee, saying: "Because of the lasers coming onto the battle-field — both ours and the Soviets' in

the 1985-90 time frame — and because of the ballistic injuries experienced in Israel, we project a large number of injuries to the eyes.

"Every soldier on that battlefield is going to be wearing goggles . . . and we will have to protect them from lasers all around because you never know where you are going to be lased.

"It is going to be a problem with soldiers wearing goggles all the time. It is hard enough to look a guy in the eye and tell him 'Get up that hill'. Now, you will have to look through two rose-coloured glasses. I guess that is going to be a change in wars."

(The colouring, by the way, is intended to filter laser light before it reaches the eyes, not to improve soldiers' attitudes.)

## Amazingable

New Scientist reported in a recent issue that their San Francisco correspondent had discovered new words popping up in the language.

At a beer tasting, for what was called "London real ale", the brew was *characterful*. Over at the supermarket the food was *microwaveable*. While at Stanford University he heard that medical scientists no longer expose cells to UV light. No, they prefer to ultraviolate them.

From now on, any daft story that comes to the Dregs team's attention will be regarded as *dregsable*. ●



# The range of Hi-Fi equipment you thought was beyond your means is now within your grasp.

RECEIVERS

SEPARATE AMPS

CASSETTE DECKS

The Yamaha separate amplifier series is designed specifically for the truly sound-conscious audiophile who will accept nothing but the ultimate in reproduction purity and precision. Yamaha separate amps also offer extensive speaker options, permitting you to choose and arrange your system that is perfect for your listening environment. These amplifiers...

Cassette decks employ an original "low-impedance" head design. The use of specially selected materials and a large number of coil windings are used, as compared to conventional designs, to provide a more accurate response to transients.

INTEGRATED AMPS  
TUNERS  
CASSETTE DECKS  
TURNTABLES  
RECEIVERS  
SEPARATE AMPS  
SPEAKERS  
CARTRIDGES  
HEADPHONES  
SYSTEM COMPONENTS

A Hundred Years of Musical Experience



YAMAHA  
HI-FI



Please send me the latest Yamaha Hi-Fi catalogue.

Name \_\_\_\_\_

Address \_\_\_\_\_

Postcode \_\_\_\_\_



Yamaha Hi-Fi Division, Rose Music Pty. Ltd.,  
17-33 Market St., South Melbourne, Victoria. 3205.

MCR/RM3861E/R





CDP-101

COMPACT  
disc  
DIGITAL AUDIO

# Hear digital perfection.

## Introducing the Sony Compact Disc Player.

When we used our long experience in digital technology to create the CDP-101 Compact Disc Player, we wanted to give you something more than the world's clearest sound.

**WIRELESS REMOTE CONTROL** Full-function remote control.

**3-WAY MUSIC SEARCH**  Instant direct access to any selection with the 10-key pad on remote control unit.  AMS (Automatic Music Sensor) allows access to the beginning of next or previous selection.  2-speed bi-directional search to find any desired music passage.

**REPEAT FUNCTION** Program to repeat the entire disc, one selection, or a specific portion of music.

**3-FUNCTION DIGITAL READOUT DISPLAY**  Selection number.  Time lapse of selection being displayed.  Remaining time on the disc.

**LINEAR SKATE DISC LOADING** Just press the button, platter control and cueing are automatic.

Get even more perfect sound with the Sony Digital Audio Component System, "Precise Series".



**SONY**

AUD 0391