


JULY 1982

eti

ELECTRONICS TODAY INTERNATIONAL

☆ GRAND HI-FI CONTEST ☆
Over \$7,000 in Prizes!
\$2.15* NZ \$2.50

BRILLIANT NEW CROs REVIEWED



Turtle Hand Controller

'660 Colour Patternmaker

Sansui AUD-33 Amp Reviewed

13.8V High Current Power Supply

System 80/TRS-80 Graphics Guide

The average hi-fi designer versus the human ear.

The human ear forms part of a sound receiving system that outperforms the best audio equipment known to science.

Capable of interpreting a dynamic range of 120db or 10 octaves, it has double the capability of any man made electronic equipment.


The ear can discern direction, coloration and musical within a complex detail rendition of a 50 piece orchestra in a manner no electronic equipment is able to do.

It is, in short, a sophisticated piece of equipment that should represent the most stimulating challenge to any designer of audio equipment.

Unfortunately it's a challenge that's largely ignored. Which is why in most stereo



systems handling power and volume are substituted for subtlety and frequency response. Vector Research however is one of the few exceptions. Developed by a team of highly experienced audio engineers who



were tired of compromise, Vector Research represents a new standard in high fidelity excellence.

Discussing the Vector VRX 9000, *Stereo Review* states "The receiver surpassed virtually every one of its performance specifications... it sounds as good as it looks, which is saying a lot..."

High Fidelity states "a receiver with such sophisticated performance and functions demands attention." *Popular Electronics* on the Vector VCX 600 cassette deck, "Lower Flutter readings than those of the VCX 600 are hard to find..."

while not cheap, it affords excellent value." *Hi-Fi Buyer's Review* sums up.

"Vector Research is a newcomer to the audio scene, but if the VCX 600 is any guide, this company should be very successful."

If then you are an audiophile whose interest goes beyond famous names and shiny knobs then you owe it to yourself to learn more about Vector Research.

Dear V.R., In my book, beauty is in the ear of the beholder. Send me the test reports and the name of my nearest stockist.

Name _____

Address _____

Postcode _____

Keio International Pty. Ltd.
198 Normanby Road, South Melbourne 3205.
Telephone: (03) 643546.

NO 404 ETI

Vector Research. A fraction better than excellent.



QUICK INDEX

FEATURES

- 15 Tektronix CROs Reviewed
- 24 Circuit File — More Clocks
- 84 Tasman Turtle Hand Controller
- 86 Programs for the Turtle
- 88 Tasman Turtle — Kit Offer
- 20 Hobbyist Books — All New!
- 102 Computer Books — Mail Order
- 108 \$7000 Grand Hi-Fi Contest
- 130 Dregs

PROJECTS & TECHNICAL

- 32 1506: Pushbike Flasher
- 38 160: 13.8 V/10 A Power Supply
- 46 145: The 'Prototyper'
- 84 646: Turtle Hand Controller
- 24 Circuit File — More Clocks
- 20 Mail Order Hobbyist Books
- 59 Ideas For Experimenters
- 61 'Idea of the Month' Contest
- 63 Shoparound

COMPUTING TODAY

- 71 Sinclair's Spectrum!
- 75 Printout — News & Views
- 84 646: Turtle Hand Controller
- 86 Programs for the Turtle
- 88 Tasman Turtle — Kit Offer
- 90 '660 Colour Patternmaker
- 95 CHIP-8 Column
- 96 System 80/TRS-80 Graphics Guide
- 102 Computer Books — Mail Order

SIGHT & SOUND

- 107 1st Microcassette Car Sound
- 108 \$7000 Grand Hi-Fi Contest!
- 113 Sight & Sound News
- 122 Sansui AU-D33 Amp Review

GENERAL

- 8 News Digest
- 20 New Hobbyist Books — Mail Order
- 54 Mail Order Babani Books
- 65 Letters
- 67 Communications News
- 102 New Computer Books — Mail Order
- 127 Mini-Mart — Readers' Adverts
- 129 ETI Credits & Services



'Ghost Writers in the Sky' was every bit as good as the Space-Light laser and hologram show . . . and my Braille has improved, er, out of sight!

Roger Harrison
Editor

advertisers

Acorn	60
Australia Government	7
Aust. School of Electronics	51
Applied Technology	78-79,90-91
Altronics	30-31
Adaptive	87
AED	69
Audio Engineers	105
A & R Soanar	44
Butterworths	43
Communications Power Inc	115
Consolidated Marketing	52
Computer Reference Guide	72-73
Computer Country	74
Computer City	87
Convoy	106,112,125
Dick Smith	6,12-13,19,42,50,56,57 64,66,68,80,82,94,104,120,121
David Reid	10
Daneva Control	100
Emona	92
Energy Control	76
Electrocraft	53
GFS	53
Hitachi Denshi	36
Imark	53
IFTA	100,101
Jaycar	22-23,37,58
John F. Rose	OBC
Kalex	36
Len Wallace	99
Mail Order Centre	63
Moss	36
Microtrix	70
Magnetic Media	44
Melbourne Machinery	65
Marantz	128
Nicholas-Kiwi	126
Philips	27
Philtronics	76
Pennywise Peripherals	95
Ralmar	114
Rose Music	117
Rod Irving	45,49,62,89,93
Radio Despatch	69
Scientific Devices	76
Sheridan	26
Silvertone Electronics	36,87
Software Source	76
SME Electronics	83
Sanyo	118,119
Sony	131
Truscotts	60
United Sound	60
Vanfi	IFC
Vicom	11



ELECTRONICS TODAY INTERNATIONAL

eti ELECTRONICS TODAY INTERNATIONAL
GRAND HI-FI CONTEST
Over \$7,000 in Prizes!

BRILLIANT NEW CROS REVIEWED

Turtle Hand Controller
'660 Colour Patternmaker
Sansui AUD-33 Amp Reviewed
13.6V High Current Power Supply
System 80/ TRS-80 Graphics Guide

Tektronix's new low-cost, high performance, 60 MHz dual trace oscilloscopes, the 2213/2215, are reviewed in this issue. Now we know why they're so popular!

Cover design by All White.

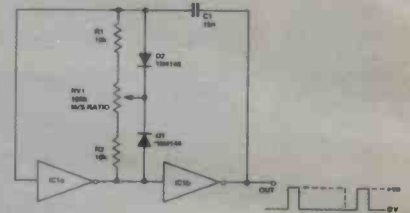
news

NEWS DIGEST	8
LCD oscilloscope; Natural laser on Mars; Electronics correspondence course; Surplus equipment from TAB; etc.	
COMMUNICATIONS NEWS	67
Amateur satellite first to be launched from manned spacecraft; Books; Club Call.	
PRINTOUT	75
Even IBM boo-boos; Welcome 'The Rainbow'; Chipspeak; Club Call; and much more.	
SIGHT & SOUND NEWS	107
First microcassette car sound system; Metro Television workshops; Perth Electronics Show; Laser-designed speakers; Carver's 16 lb amp; etc.	

features

REVIEW OF TEKTRONIX CROS 16

Tektronix's new 2213 and 2215 oscilloscopes have bandwidth, functions and features never before offered on CROs costing below \$2000, whilst retaining the high performance of scopes from the top end of the market.



CIRCUIT FILE 24

In the last issue of Circuit File, Ray Marston covered clock or square wave generators using transistors, op-amps and 555s. This time he covers the use of CMOS gates and the 4046B VCO chip.

SPECIAL OFFER — TASMAN TURTLE KIT 88

This kit for the 'minimum' Turtle normally retails for around \$600 — our special offer price is \$349. Your last chance — offer ends July 30 1982.

GRAND HI-FI CONTEST 110

Enter our contest and win some unbelievable hi-fi prizes — worth over \$7000 altogether! The first prize alone is worth over \$4900 and includes hi-fi gear from such leading names as Marantz, Shure, Audio Technica, Pioneer, Sansui, Rega, SME and more. The second prize is also stupendous, and there are another twelve consolation prizes! Enter NOW!

projects



1506: XENON BIKE FLASHER 32

It's nice to feel you can be seen clearly when you're riding a pushbike at night. This bright flashing light will make quite sure of that.



160: 13.8 V/10 A POWER SUPPLY 38

This supply is just the thing for operating transceivers, RF power amps, etc, or anything that requires a 13.8 Vdc (nominal) supply and pulls more amps than the general run of 'CB'-type power supplies can deliver.

145: PROTOTYPYER BREADBOARD 46

Just the thing for lashing up circuits, experimenting with circuit techniques and component values, trying out circuit ideas, attempting circuit modifications, etc.

646: TURTLE HAND CONTROLLER 84

This simple manual controller can be used instead of a computer and is ideal for testing and setting up the robot, trying out motional routines, keeping the kids happy while you program the computer, etc.

computing

COMPUTING TODAY 71

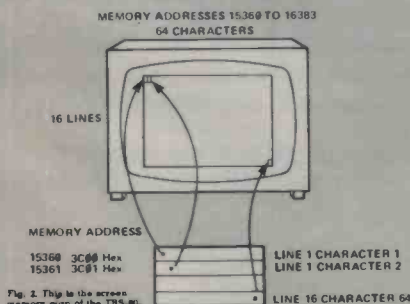
ZX Spectrum launched; Australian Beginning offer; ZX expansion; and more.

'660 SOFTWARE 90

This month's program is a colour version of the 'Patternmaker' routine published in February 1982; it's even more fascinating than the original!

CHIP-8 COLUMN 95

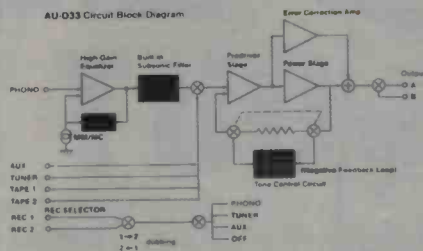
Play the CHIP-8 version of the old favourite 'Life'.



GRAPHICS GUIDE TO THE SYSTEM 80 AND TRS80 96

Just what can you do with the rather limited character set offered by the TRS80 and System 80? Quite a lot really — as this article explains.

sight & sound



SANSUI AU-D33 AMPLIFIER 122

A very good amplifier, according to Louis Challis; a 'super feedforward' design produces very low distortion, but ergonomic features aren't perhaps as good as they could be.

general

MAIL ORDER BOOKS 20, 102

Lots and lots of fascinating books on electronics, computing, audio, etc, etc — all the information you're ever likely to want.

ELECTRONICS BOOKS FROM ETI 54

Beginners' books, circuit books, data books, etc.

IDEAS FOR EXPERIMENTERS 59

Resolving address contention in a microprocessor system; Idle cutout for car air conditioning; Idea of the Month contest; and more.

SHOPAROUND 63

LETTERS 65

MINI-MART 127

ETI SERVICES 129

DREGS 130

next month



AUSTRALIAN RADIO ASTRONOMY — IN THE BALANCE

1982 is the year of decision for radio astronomy in Australia — a field in which this country's scientists have become internationally renowned. Without a major new initiative to complement Australia's fine but aging radio telescopes, one of this country's most eminent fields of scientific endeavour will die. The story of 'The Australia Telescope'.

12 V FLUORESCENT LIGHT INVERTER

We've had to hold this one over till the August issue owing to some component problems — now solved, so it's all systems go. This versatile unit can power one 20 W lamp, or more with additional components. A simple, low-cost, high efficiency project — and safer than candles!

USING BIMOS & BIFET OP-AMPS

This Lab Notes from Brian Dance covers a huge variety of applications of the Texas Instruments TLOxx and the RCA CA3xxx series of op-amps featuring high impedance inputs. It's all there, from oscillators, amplifiers and filters to detectors and measuring circuits.

TURTLE INTERFACING

The fundamentals of interfacing the Turtle Robot to a computer plus details and suggestions on attaching it to a variety of popular micros.

'CATCH 660' — COLOUR GAME

Another colour program for the popular ETI-660 Learner's Microcomputer plus an annotated listing of this month's 'colour patternmaker' program. And that's probably not all — we've had a stack of good programs submitted (long ones, short ones) so we'll see if space can be found to squeeze a few more in.

BEATING THE RS232 BLUES

The ins and outs of RS232! A serial interface should be the simplest way to connect two pieces of computer gear together. Unfortunately, RS232 complicates matters. Graham Wideman explains.

SETTING UP YOUR PA SYSTEM

You thought we were just going to dump you with the ETI-498/499 PA amp project and let you sink or swim on your own, didn't you? Here's a guide to avoiding the pitfalls and getting the best out of your PA system, covering the principles of setting up loudspeakers, mics and mic usage, gain settings, using the ALC, etc.

Although these articles are in an advanced state of preparation, circumstances may affect the final content. However, we will make every attempt to include all features mentioned here.

DICK SMITH
WHOLESALE

**NEW ZEALAND
ENTHUSIAST'S
CATALOGUE**

1982 '83



INSIDE THIS ISSUE
- WORTH 75¢!!!

FREE



AND AS YOU CAN
SEE, THE 1982
CATALOGUES HAVE
JUST ARRIVED AT THE
DICK SMITH STORE

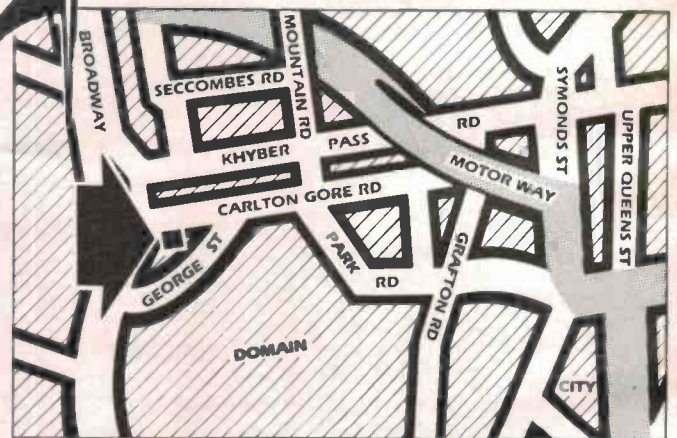
AUCKLAND

**DICK SMITH'S
1982 '83
NEW ZEALAND
CATALOGUE
OUT NOW!**

YES! It's our Second Edition Catalogue - even bigger than last year's. Packed with goodies for the hi-fi buffs, computer boffins, CB & amateur freaks, fanatical kit builders - you name it! And there's even a special data section - some specially written for New Zealand. So grab yours now - it's FREE in this magazine!!!

DROP IN TODAY & CHECK OUT OUR GREAT RANGE OF GOODIES

DICK SMITH ELECTRONICS
98 Carlton Gore Rd, Newmarket,
Auckland 1. Ph: 504 409



THERE'S A DICK SMITH DEALER NEAR YOU!

- A1 Computers HAMILTON Ph: 436 181 • Amos Electronics HAMILTON Ph: 434 628 • Audio Developments MORRINSVILLE Ph: 6675 • Barcham Projects HASTINGS Ph: 88 788 • Barnetts Radio & TV CENTRAL OTARGO Ph: 406 • Bennett Electrical Supplies TWIZEL Ph: 231 • David Brice Electronics FEILDING Ph: 37 141 • The Byte Shop AUCKLAND Ph: 32 860 • The CB Electronic Centre Ltd NAPIER Ph: 55 527 • Collertons Colourvision MASTERTON Ph: 83 348 • Computers & Electronics CHRISTCHURCH Ph: 62 894 • Datalink Ltd WELLINGTON Ph: 724 634 • Deerness Teletronics WANGANUI Ph: 56 175 • Eclipse Radio & Hobbies DUNEDIN Ph: 778 102 • Egley Electrical WELLINGTON Ph: 850 603 • Electromania Elect. Ltd ROTARUA Ph: 479 507 • Electronic Component Distributors PALMERSTON NORTH Ph: 72 249 • Electronic Mail Order Co: LOWER HUTT Ph: 698 007 • KM Electronics TIMARU Ph: 81 580 • Ken France Electronics ALEXANDRA Ph: 6719 • Griffith Radio Services NELSON Ph: 84 898 • Home Appliance Centre BLENHEIM Ph: 89 501 • House & Home Hardware MANGAKINO Ph: 280 • Kane Agencies NELSON Ph: 84 066 • Leading Edge Computers DUNEDIN Ph: 44 439 • M 8 & H Customer Services EDGECUMBE Ph: 49 512 • Mayos Electrical & Gift Centre CRISTCHURCH Ph: 385 954 • Oliver Electronics KERIKERI Ph: 78 836 • Penwardens Radio & TV TOKOROA Ph: 67 675 • Porterfield Computers Meadowbank, AUCKLAND Ph: 582 285 • Searle Electronics WHANGAREI Ph: 82 445 • Shoreline Electronics HAVELOCK NORTH Ph: 776 395 • SICOM CHRISTCHURCH Ph: 796 259 • The Sound Centre LEVIN Ph: 85 879 • Taranaki Micro Electronics NEW PLYMOUTH Ph: 84 067 • Town & Around TV MASTERTON 276 Queen St. • Trend Electronics TAURANGA Ph: 85 154 • Triad Electrical Service GISBORNE Ph: 525B • Tricity House CHRISTCHURCH Ph: 67 443 • Viscount Electronics PALMERSTON NORTH Ph: 86 696.

**WHAT!
NO CATALOGUE?**

If someone got to this magazine before you, don't worry. Just cut out the coupon opposite & send in for your FREE copy NOW!

(Offer lasts this month only)

Send coupon to 'Free Catalogue', P.O. Box 9452, Newmarket.

Please send me a FREE copy of the 2nd Edition Dick Smith Catalogue. (Mine was swiped from this magazine when I wasn't looking!)

NAME

ADDRESS

NORMALLY \$1.05 POSTED!!!

ONLY VALID FOR NEW ZEALAND

DSEA292 CJM

The F18 Hornet. The world's latest technology and know how wrapped up in a twin engine fighter /interceptor.

The Hornet is forming the backbone of Australia's Air Force. Right now we are looking for apprentices to become the backbone of the people who will keep it in the air.

Young men to join us in Trade or

Technologist Apprenticeships. To undertake up to three years of extensive classroom and practical training.

Trade Apprentices need to be between the ages of 15-17½ on January 1 with good Year 10 results in English, Maths and Science (with a Physics content).



Technologist apprentices need to be between 16-21 with good results in English, Maths and Physics at Year 11 or Year 12.

For more details contact your Air Force Careers Adviser on Sydney 212 1011, Newcastle 2 5476, Wollongong 28 6492, Parramatta 635 1511, Canberra 82 2333, Melbourne 61 3731, Geelong 21 1588, Brisbane 226 2626,

Townsville 72 4566,

Adelaide 212 1455,

Perth 325 6222, Hobart 34 7077, Launceston 31 1005, or send the coupon below.

GET THE GROUNDING TO KEEP THIS IN THE AIR.

Forward this coupon to Air Force Careers Adviser,
G.P.O. Box XYZ in your nearest capital city.
Applications close August 16, 1982.

Name: _____

Address: _____

State: _____ Postcode: _____

Education Level Reached: _____

Date of birth: _____

Authorised by Director General Recruiting Dept. Defence
AFAP 3.FP42



JOIN AUSTRALIA'S AIR FORCE.



Liquid crystal display for oscilloscope



A new oscilloscope, just released by Scopex in the UK, features a unique liquid crystal display, replacing the conventional cathode ray tube.

Dubbed the 'Voyager', the CRO is configured as a dual-trace, digital storage instrument designed as a battery-operated portable that can store waveforms with the instrument switched off.

Being able to store a waveform with the instrument switched off is convenient, as the portability of the instrument enables it to be taken, with

stored waveform, anywhere in the world, enabling comparison between the stored waveform and any other waveform at a distant place.

The memory holds the waveform for at least 100 days, and possibly indefinitely, Scopex claim (which probably accounts for the 'Voyager' name).

The display is a dye phase-change type with a 128 x 256 matrix that gives an active dis-

play area of 64 x 102 mm — larger than most battery-operated portable 'scopes.

There are over 30 000 individually addressable points on the screen, driven by a special system invented by Dr. Ian Shanks of the Royal Signals and Radar Establishment at Malvern in England.

As power consumption is very low, internal rechargeable batteries are used to power the Voyager. These provide at least five hours of continuous use for the fully-charged state, although the makers say eight hours is typical.

The Voyager has facilities for storing an input waveform with a digitising rate of 1.25 MHz, coupled to the eight-dot-per-cycle definition of fidelity in waveshape, which produces an equivalent bandwidth of 150 kHz. The dual-trace facility enables one to display and store a waveform in one channel whilst comparing it with a realtime

waveform on the second channel.

The maximum sensitivity of the Y amplifier is 10 mV/cm, while the timebase sweep speeds range from 20 us/cm to 50 s/cm. The dimensions are 300 x 260 x 98 mm and the weight 2.5 kg.

The special liquid crystal display, which is only 3 mm thick, was developed at the Royal Signals and Radar Establishment. Unlike the twisted nematic displays used in electronic calculators and watches, it does not require the liquid crystal cell to be placed between polarising sheets of film for the optical change to be observable. Dye-phase-change liquid crystal displays make use of the optical properties of special dyes which are dissolved in the liquid crystal material. They operate from low voltages — the maximum voltage used in the instrument is 15 V.

Brian Dance


In rack, rack in or rack off?

Rack cabinets! Since we started racking-up projects, in particular the Series 5000 equipment, there has been much interest among readers for rack standard cabinets, and with good reason.

Rack cabinets are convenient, come in co-ordinated, standard sizes and look good. Three years or so ago, Altronics tell us they were selling a range of professional racking boxes for which they found strong demand from the 'trade' or commercial user, and a surprising demand from the home constructor, as a lot of domestic hifi equipment, etc, was being produced in 'rack box' format and finding wide appeal.

Well, sadly, Altronics were continually faced with escalating cost increases, with the result that prices went beyond the reach of the average constructor, so the range was discontinued.

With the advent of the Series 5000 MOSFET power amp and preamp projects, the demand for quality-finish hardware revived, and to meet the challenge of high labour and handling costs Altronics have tooled up with all necessary dies, etc, to



produce precision-finish racking hardware at surprisingly low prices.

Altronics produce 44, 88 and 132 mm high racking cases in both natural and black finish. Dimensions conform exactly to

international racking specifications. Shop and mail customers should contact Altronics, 105 Stirling St, Perth WA 6000, and bulk users/resellers should contact Altronic Distributors, 151 York St, Subiaco WA 6008.

Natural laser on Mars

In spite of the importance of lasers in science and technology, the laser phenomenon has never been observed naturally until very recently — and it has actually turned up in the atmosphere of Mars!

This process was observed between January and April 1980 in the Martian atmosphere (which is composed almost entirely of carbon dioxide) through the use of a new device known as an infrared heterodyne spectrometer (developed by the Goddard Space Centre) together with the Kitt Peak McMath Solar Telescope in Arizona.

The new spectrometer provided the scientists with the means of showing that a molecular 'population inversion' was occurring — which means that a higher energy state was more fully occupied by molecules than a lower energy state. This population inversion is necessary for lasing to occur, since the energetic molecules are then present in sufficiently large numbers for an adequate number of photons to be released as the molecules are stimulated by other photons to give up their energy.

It was found that sunlight is absorbed high in the Martian atmosphere by carbon dioxide, as a result of which the molecules of this gas are pumped into a higher energy state. This

natural laser is identical in its physical principles with man-made carbon dioxide lasers, which are used for a wide variety of industrial and scientific purposes such as laser welding, laser surgical knives, etc.

The total power output of the Martian laser is quite fantastic, being at a continuous level of over one million megawatts — or over five times the total electrical power generated in the United States! Scientists hope that eventually it may be possible to extract power from this natural laser and to beam it to wherever it is needed by orbiting satellites. It is felt that this discovery may force scientists to rewrite their books on the physics of planetary atmosphere and could possibly enable new planets to be detected in other star systems by the laser radiation they are probably emitting.

The discovery indicates that there may well be a great temperature difference in the atmosphere of Mars, whereas the past theories have indicated that the atmosphere has been essentially in thermodynamic equilibrium.

Brian Dance

IDEA OF THE MONTH CONTEST



YOU'VE GOT TO BE IN IT TO WIN IT!

Our 'Idea of the Month Contest', run in conjunction with Scope Laboratories, who are donating the prizes, has certainly brought forth some good ideas. If you have a good idea or two, why not submit them for a chance at a beaut prize — worth around \$70 — and get paid \$10 for the item when published! The picture shows our first winner, John Blyth of Mordialloc, Victoria, trying out his Scope Panavise board holder. See Ideas For Experimenters for details on how to enter and an entry coupon.

Comparator for audio, video, industry

Philips has introduced a new dual-channel high-performance gain control integrated circuit from Signetics for dynamic analogue range compression and/or expansion. The NE572 comparator is intended for a variety of linear applications in audio, video and industrial marketplaces.

The name comparator stems from the ability of the device to both compress and expand the dynamic range of signals, such as those found in audio systems. The NE572 offers two identical channels, making it an ideal single-chip noise reduction circuit for high-performance consumer and professional audio systems. In these applications (e.g. FM, tape, disc, microphone or Telecom) the input signal may be

split into two bands with each band fed to a separate channel in the NE572. Each channel is a linearised, temperature-compensated gain cell with a full-wave rectifier and buffer amp. The buffer permits independent control of dynamic attack and recovery time with minimum external components and improved low frequency gain control ripple distortion over previous comparators. Complementary gain com-

pression and expansion may be implemented with an external op-amp. Typical results in an audio noise reduction application include total harmonic distortion (THD) of 0.17% at unity gain. Output noise with no input signal is only 6 μ V (10 Hz-20 Hz) and dynamic range of the NE572 exceeds 110 dB. Tracking error is held to a low ± 0.5 dB (typical) at -30 dB rectifier input.

In addition to its use as a dynamic noise reduction system, the NE572 can be employed as a voltage control amplifier, stereo expander

(single-ended noise reduction), automatic level controller, limiter, noise gain and variable filter. The IC allows flexibility in the design of systems that require optimised dc shift, ripple distortion, tracking accuracy and noise flow.

The NE572 operates on a wide supply voltage range (6 to 22 V) over its commercial temperature range (0° to 70°C), and dissipates 500 mW maximum from a 16-pin plastic DIP package.

For further information contact Philips Electronic Components and Materials, 67 Mars Rd, Lane Cove NSW 2066.

Surplus equipment from TAB

The Totalizator Agency Board has some surplus equipment — in workable condition — which they are offering for sale to ETI readers. Anything left unsold will be scrapped, so don't hang about after reading this if you want any of it.


Up for sale are:

- Plessey keyboards incorporating a model 32 or 33 receive only Baudot teletype. RTL circuitry enables serial TX at 150 baud and serial RX at 50 baud. Power supply +4 V at 4 A, +50 V at 0.5 A, 110 V at 2 A, and 7 V at 0.5 A, including keyboard.
- Ticket printers — incorporating a hinged box approximately 10" x 12" x 24", 240 Vac Muffin fan, 1 x 240 Vac motor @ 1350 rpm, and 1 x 240 V geared motor @ 160 rpm.
- Keyboard — consisting of nine columns of 9-13 mechanically interlocked switches. A tenth column has five switches. The ten columns are matrixed via a

diode pc board.

- Telecom line interface — ± 50 V power supply, mercury-wetted line relays, approx. 10" x 4" x 8".
- Power supply — 240 Vac input; outputs: dc -5 V at 0.25 A, dc +5 V at 6 A, dc +40 V at 4 A. Standard 19" mount suitable for home, hobby or commercial applications.

All enquiries should go to John Watt on (03)268-2236. Sale will be on an 'as is' basis, and packing for despatch FOR Melbourne can be arranged at cost. Written enquiries should be addressed to the Assistant Manager — General Services, TAB, 1 Queens Rd, Melbourne Vic. 3004.



Video speed sample & hold

Elmeasco has released a new low cost sample/hold from Datel-Intersil, called the SH-7, designed for ultra-high speed sampling applications such as video conversion.

The SH-7 acquires a 2 V input change to 0.1% in only 40 ns; hold-mode settling time is only 20 ns, making possible sampling rates as high as 17 MHz; and maximum aperture certainty time is 10 ps with sample-mode bandwidth of 40 MHz, according to the specs.

A unique feature of the SH-7 is its dual outputs, each with a ± 5 V output range at 30 mA and an input impedance of only 13 ohms, Elmeasco say. The two buffered outputs make the device an ideal choice for applications involving two-stage conversion techniques. Output impedance can be reduced and output current increased by

combining the outputs.

Other important features of the SH-7 include ± 5 V input range, a fixed gain of +0.995 and a maximum hold-droop of only 100 μ V/us. Laser trimming is undertaken at the factory for offset, sample to hold offset and gain errors, making the circuit suitable for use without external adjustments.

The device is packaged in a 24-pin hermetically sealed ceramic package and is available in versions for commercial and industrial applications. Further information on the Datel-Intersil SH-7 is available from Elmeasco Instruments Pty Ltd, Box 30 Concord 2137. (02)736-2888.


Newnes data book

Newnes data-books are world-renowned. The 11th edition of the **Semiconductor Data Book**, compiled by A.M. Ball, Head of Physics at the Teign School in the UK, and published by Newnes, has just been released here by Butterworths.

The book lists basic data on around 10 000 transistors, FETs, UJT, diodes, rectifiers, opto devices, triacs and SCRs. In addition, it lists a table of 'Transistor Comparable Types', plus seven pages of device pinouts.

The layout is clear and in alphanumeric order. The size of

the book, 215 x 210 mm, makes it particularly easy to use. It contains around 190 pages (including seven blanks at the rear!), and is available from Butterworths, P.O. Box 345, North Ryde NSW 2113. (02) 887-3444.



DAVID REID ELECTRONICS

**IF YOU'RE INTO
ELECTRONICS
COME IN AND SEE US!**

WE'RE A POSITIVE FORCE IN SYDNEY AND THE
LARGEST ELECTRONICS DISTRIBUTOR IN NEW
ZEALAND — WITH THOUSANDS OF
ELECTRONIC PRODUCTS, COMPONENTS AND
ACCESSORIES

YOU'LL SEE THE SIGN

DAVID REID ELECTRONICS LIMITED

Takapuna • Auckland City • Te Papapa
Hamilton • Palmerston North • Lower Hutt
Wellington • Christchurch • Dunedin.

NORRIE 1478

Practical electronics correspondence course

The Australian School of Electronics Pty Ltd is offering a new practical correspondence course in basic electronics.

As the course assumes no prior knowledge in the subject, it may be taken for general interest, hobby or career advancement purposes.

The average time for completion of the 'LernaKit' course is six months, although students are encouraged to learn at their own pace.

The first part of the course familiarises the student with solid-state components and circuit diagrams. Also in this part, detailed instruction and all components are supplied for the construction of a simple oscilloscope.

Practical training continues to be emphasised — by way of 40 experiments — in the second part of the course, which also introduces electronic theory. All components for the oscilloscope and experiments are supplied at no extra cost.

There is no enrolment fee, deposit or contract for the course. A student can commence for \$35 with other payments as the course progresses. For further information write to the School Registrar, P.O. Box 108, Glen Iris Vic. 3146.

Tandy's ultimate credit card

Tandy Electronics have introduced to Australia what they call the 'Ultimate Credit Card', because there's no joining fee, no interest charge, and no statement to pay.

The card is yours for the asking and can be used at any one of the 300 Tandy Electronics stores or participating dealers throughout Australia.

Tandy's new plastic 'Battery of the Month Club' card looks similar to a credit card, but there the similarity ends. It entitles you to a free battery to suit almost every kind of electrical appliance from transistor radios to pocket torches.

Cardholders can choose one Radio Shack 'AA-size' (penlight) cell, 'C-Cell' (cassette recorder),

'D-Cell' (large flashlight), or 9 V (transistor radio) type general-purpose red battery every month.

As each free battery is given away, that month is marked off on the card. When the 12 months have been used up a new card will be issued.

The total value given away depends on the type of battery chosen by the customer, but can add up to more than \$7.00 per customer each year. Cardholders do not have to buy anything to receive their free batteries.

British Satellite Television

The British company 'Satellite Television' was scheduled to commence broadcasts in late 1981 using the European Space Agency's OTS satellite. The head of this company said that initially its aim was not to reach large numbers of viewers, but to show to Europe's cable television and satellite aerial manufacturers that satellite broadcasting can work. Satellite Television has already signed agreements with its first advertisers.

The company is confident of reaching one million homes in Europe as soon as the broadcasts start. The spokesperson said the Teleste company of Finland had sold 40 dish antennae on the same morning that

he was allocated his satellite channel.

Strangely enough the company's first transmissions will not be designed for reception in the UK, but rather for those households already connected



Russian craft show Venus is orange, not red

Two Soviet spacecraft that landed on Venus early in March 1982 have shown that it has a deep orange-coloured sky line. The second craft touched down on March 5 in a hilly area about 960 km (600 miles) from where another craft had landed on March 1. It measured the surrounding temperature as being 465°C.

The first craft was dropped from the Venus 13 spacecraft and landed amongst heaps of sharp, angular stones. The second lander was dropped from the Venus 14 spacecraft and touched down upon a small hill about 490 m (1600') in height, its four-month journey having begun on November 4 for its 290 million km flight.

Perhaps the most striking result of this expedition is the convincing proof that the sky over Venus is strongly orange.

Before they succumbed to the high temperatures on the surface of the planet, the two landers showed that highly alkaline potassium basalts, not found on the surface of the Earth, were the prevalent components of the Venusian soil.

The two spacecraft from which the landing vehicles were launched continued their journey into space so as to proceed with their interplanetary investigations.

Brian Dance

to television dish antennae (such as the Amsterdam cable television company's system, which can supply signals to 300 000 homes).

If the first broadcasts are successful, the company plans to launch a full commercial television service in Europe and hopes to gain a large part of the estimated STG£2000 million which manufacturers are prepared to spend on their European advertising.

The cable television com-

panies will be able to supply signals to some 30 million European homes, but when the receiving dishes become cheap enough for individuals to purchase, the audience is expected to rise to 110 million homes. During the daytime the audience will be too small for entertainment television, so it is planned that the system will transmit closed circuit television and video data at that time.

Brian Dance

Here's why you should insist on quality DICK SMITH SEMI'S

- ★ All top quality recognised brand names
- ★ Up to 1/2 the price of other suppliers. Save up to 66%.
- ★ Guaranteed Quality
- ★ No need to buy 10 when you only want one.
- ★ Quantity discounts
- ★ No job lots, end of run or below spec devices.
- ★ When you buy semiconductors from DS you buy with confidence.

TOP SELLERS

Cat. No.	Description	1-9	10 up
Z-1300	DS547	.14	.12
Z-1308	DS548	.14	.12
Z-1319	DS549	.14	.12
Z-1329	DS549c	.34	.30
Z-1340	DS557	.17	.15
Z-1348	DS558	.17	.15
Z-1359	BC159	.55	.50
Z-1443	BD139	.55	.50
Z-1444	BD140	.55	.50
Z-2146	2N3055	1.00	.95
Z-2242	BC328	.20	.17
Z-2252	BC338	.35	.30
Z-2252	DSO91	.20	.15
Z-3042	IN9141	.08	.06
Z-3120	IN4002	.10	.08
Z-3202	IN4004	.15	.13
Z-3204	IN4004	.20	.15
Z-3207	IN4004	.45	.35
Z-3222	IN5404	.40	.30
Z-3531	6V8 Zener diode	.40	.30
Z-3547	15V Zener diode	.40	.30
Z-3228	IN5408	.50	.45
Z-4000	Flashing LED	.45	.40
Z-4010	Sml Red LED	.20	.18
Z-4020	green LED	.28	.25
Z-4030	Lge red LED	.20	.10
Z-4032	green LED	.30	.25
Z-4034	Yellow LED	.55	.45
Z-4040	Rect. red LED	.45	.35
Z-4042	green LED	.45	.35
Z-4150	FND500	1.35	1.20
Z-4510	Triac SC141D	1.50	1.25
Z-4802	Double LDR	.80	.70
Z-5601	4001 Norgate	.40	.35
Z-5617	4017 Dec. counter	1.20	1.10
Z-6105	UA4136 quad amps	2.00	1.80
Z-6145	DS555 timer	.40	.35
Z-6382	LM741 op. amp.	.40	.35
Z-6545	7805	1.20	1.00
Z-6552	7812	1.20	1.00
Z-9310	4116 RAM	3.95	3.50

AMAZING FLASHING LED!

Amazing! Inside this standard size (5mm) red LED is a tiny microcircuit which causes it to flash! All you do is apply voltage. Think of the dozens of uses where a flashing warning is needed. Cat Z-4000

FANTASTIC VALUE!
SAVE 70%!

45¢



NOW A HIGH RESOLUTION MONITOR AT AN AFFORDABLE PRICE

With this monitor added to your computer system, you'll be able to use it for almost limitless applications such as accounts/statistics, medical, education, amusement etc. Features an anti-glare screen allowing for easier and sharper viewing. A must for the serious hobbyist or professional. Cat X-1200



\$349

The best Chess Game we've seen! 6 LEVEL CHESS COMPUTER

Become a chess grandmaster with this amazing unit. Easy to master with six graduated levels of learning to increase your skills, and it even plays against itself. Because it doesn't play two games the same way, you can never predict what moves it will make. Forward and backward keys allow you to retrace moves and grasp general patterns. Cat Y-1260

INCLUDES CHESS MEN & POWER SUPPLY

ONLY \$275

27MHz 5 FOOT WHIP ANTENNA

We now have in stock this superb quality antenna just right for your CB or marine radio. Comes complete with PL 259 plug. Cat. D-4074

\$14⁹⁵

VALUE TRANSFORMERS

If your project is costing too much, try one of our quality transformers, specially made for us so we can bring you quality at a down to earth price.

Model M-2840 with a primary voltage of 240V AC, secondary voltage 9V CT, current of 150mA, flying leads, termination. Cat M-2840

Model M-2155 with a primary voltage of 240V AC, secondary voltage 6.3, 7.5, 8.5, 9.5, 12.6, and 15, multi-tapped, current 1 amp, solder lug termination. Cat M-2155

\$3⁹⁰

\$4⁹⁹

WHY

SINCLAIR ZX81 OWNERS

NEW MATRIX PRINTER



Designed exclusively for use with ZX81 the printer offers full alpha- numerics across 32 columns, AND highly sophisticated graphics. Cat X-5004

ONLY \$190

Paper to suit printer 5 rolls **\$24⁵⁰**
Cat X-5005

EXPANSION PACK

ONLY \$150



Expand the ZX 81 to a massive 16K bytes — the maximum it can handle. Simply plug it onto the expansion edge connector at the back of your computer and away you go! Cat X-5002

POWER SUPPLY

This Sinclair ZX 81 Power Supply simply plugs into any 240V socket and gives an output of 9.5V DC @ 700mA. Cat X-5001

ONLY \$17⁵⁰

LOWEST COST!

NOW AN 8K COMPUTER LESS THAN \$200!

The Incredible ZX81 by Sinclair




We are proud to announce the new Sinclair ZX81, the world's smallest computer! More powerful than its predecessor, the ZX80, with even better BASIC. And the number of IC's is reduced from 21 to a staggering 4! You get full 8K BASIC ROM, RF modulator for your TV set, cassette I/O sockets and it comes complete with mains adaptor, leads and comprehensive manual. Excellent documentation. Cat X-5000

SAVE \$20!
Fantastic low price only \$179⁰⁰

RAINBOW CABLE

12 colour coded strands of insulated conductor bonded together in a flat cable. Ideal for wiring looms or intercoms etc. Cat W-2045
Minimum order 5 metres
90¢/m
100m or more 70¢/m



NEW

DICK SMITH SOLDER STATION

ONLY \$59⁵⁰



UNBELIEVABLE QUANTITY SOLD!

Before you buy a soldering station, check 1) is the temperature continuously variable without changing the tip? 2) Do you have a meter readout of the temperatures? Why buy an iron without these useful features?

DON'T PAY OVER \$70.00

If you're serious about good soldering, there's only one way to do it — with a temperature controlled soldering iron. Until now, temperature controlled soldering irons have been expensive but Dick Smith has solved that problem! This superb soldering iron offers you the best quality at an unbelievably low price. Cat T-2000

PAY MORE?

BUY AT DICK SMITH'S CONSISTENTLY LOW PRICES!



PANEL MOUNT METERS

High quality range of moving coil meters with full scale accuracy of better than 2%. All meters have a fine needle for optimum accuracy in reading and all have a mechanical zero adjustment. Mounting is by four bolts, with nuts and washers supplied. Dimensions: Scale area — 58 x 31mm Overall — 58 x 52mm

0-1mA (100 ohms) Cat. Q-2010

0-50uA (2400 ohms)
Cat. Q-2020

0-50A (3 ohms shunt)
Cat. Q-2030

0-20V DC (100 ohms)
Cat. Q-2040

VALUE! **\$8⁹⁵** each 10 or more \$7.95 each



METRIC KNOBS

An aluminum knob with fine vertical lines. Superb on amplifiers, etc. 40mm dia., 20mm deep. Cat. H-3846

\$1.60 each 10 or more **\$1.40** each

Satin aluminium finish with knurled body for positive grip. 25mm dia., 17mm deep. Cat. H-3843

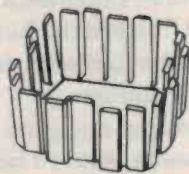
90c each 10 or more **80c** each

VALUE HEATSINKS

ROUND TO-5

Manufactured to exacting tolerances for a snug fit to give the best heat transfer. Cat. H-3412

55c each
10 or more **45c** each



POWERFIN FOR TO-3

This TO-3 heatsink gives the greatest possible heat dissipation in the smallest possible space. Unique fin design. Cat. H-3400

\$1.35 each
10 or more **\$1.20** ea

100MHZ x 1/x 10 CRO PROBE

This versatile probe set will suit virtually any CRO and give you all the features of a probe set you would pay \$\$\$ more for!

Cat. Q-1245
Working Voltage: 600V Pk (or 600V DC)
Includes: IC Adaptor tip — Spring clip — Insulating shroud — BNC Adaptor — Trimming tool — Plastic Wallet for safe keeping!



\$32⁵⁰
GREAT VALUE!

MIYAMA HOOK PROBE

With a 'syringe' action and a long shaft — makes connection in tight corners very easy. Knurled grip screw for instant lead attachment, positive action and sure grip for all your test work.
RED Cat. W-4589 BLACK Cat. W-4590

WHY PAY MORE? **\$2⁵⁰** each

PRECISION CUTTERS


Highest quality cutters. Ideal for PC board, transistor and IC work. These cutters are spring loaded for ease of operation. Length 110mm, jaws 24mm. Cat. T-3310

\$8⁵⁰

MINI LONG NOSE PLIERS

Drop forged steel, chrome plated finish with soft plastic handle grips. Long nose complete with in-built cutter. Length 100mm. Cat. T-3562

\$4²⁵



NOW a hand held computer at a DICK SMITH PRICE!

The all new Casio FX-702P was designed with the 'professional' in mind. It incorporates BASIC computer language and some great features, especially for its size! Features include: 7 program modes, multi-function keyboard, two function keys and the ability to program in multi-mode, 10 digit accuracy, 62 character input buffer, 9 error codes, 226 maximum memory. With all this going for it, the Casio FX-702P could well be our most popular portable computer ever! Why not drop into one of our stores, and see for yourself! Cat. X-5100

UNBEATABLE VALUE \$259

ALSO AVAILABLE: Cat. Q-3125 Cassette Interface **\$51.90**
Cat. Q-3127 Printer **\$126.50**

DICK SMITH Electronics

SEE PAGE 19 FOR ADDRESS DETAILS



How to get in on the action.



M400EO \$499

There's nothing like being in on the action as it happens. Fire, weather, rescue – all kinds of civil authorities are on the air constantly, reporting crises and emergencies the instant they happen. And they happen on frequencies most people can never hear.

The best way to tune in on the action is with a Regency Scanner, from the deluxe programmable 30 channel M400EO and the 10 channel M100EO models to the hand-held 6 channel H604E Pocket Scanner.

The M400EO Scanner allows you to select and programme 30 channels from around 15,000 frequencies, and then to scan them automatically, or manually select a channel. The priority function allows you recall to your favourite frequency. And you can use scan delay which allows you to hold a frequency before scanning resumes.

The entire range of around 15,000 frequencies is always available, however. The search and search-hold features allow you to search between selected band edges. And you can adjust the band spacing. These features themselves are programmable. And as well, it comes with a Nickel Cadmium memory battery, and an Australian Approved supply unit for your safety. Plus a DC cord for mobile use.

The M100EO gives you almost all the features of the M400EO but is for those who only wish to programme 10 channels.

The pocket scanner gives you three bands Lo VHF, Hi VHF or UHF, advanced circuitry, step control and two antennas all in this tough compact package.



H604E \$199

(excludes crystals)



M100EO \$419

Regency Scanners – whichever model suits your needs – are the best value for money in Scanners. Compare us with the opposition, and hear for yourself.

And they're available from Vicom, the authorised distributors, and our authorised dealers.

That ensures you get the usual Vicom 12 month warranty and expertise.

Vicom's own retail outlets are open 9 am to 5 pm Monday to Friday, and 9 am to 12 noon on Saturdays.



People to People.

Prices are subject to change without notice.

VICOM INTERNATIONAL PTY. LTD.

57 City Road, South Melbourne, Victoria (03) 62 6931 339 Pacific Highway, Crows Nest, N.S.W. (02) 436 2766 84 White Line East, Lower Hutt, New Zealand (4) 69 7625

Authorised Dealers N.S.W.: Newcastle: Elektron 2000, 26 2644. Wagga: Rivercom 21 2125. Wollongong: Macelec 29 1455. Gunnedah: Landlink Communications 42 2838. Springwood: Springwood Hi-Fi 51 3091. Tamworth: Independant Communication 65 6962. Inverell: Stockman & Higgins (067) 22 1300.

Victoria: Melbourne: Eastern Communications 288 3107. Bendigo: Sumner Wholesale 43 1977. Port Fairy: Ansonic Electronics 6 8113. Ballarat: John Lewis Electrical 31 3322. Wecom 39 2808. Cheltenham: Power Band Communications 584 7631. Frankston: Worldwide Radio 789 3412. Moe: Codlin Communications 27 4516. Hamilton: Hamilton Electronics 72 3333.

Western Australia: Perth: Willis Electronics 21 7609 Netronics 46 3232. Kalgoorlie: Hocks TV 21 1906. Derby: Hydra Electronics Services 91 1307. **Tasmania:** Launceston: Gelston 44 3882. Advanced Electronics 31 7075. Hobart: Harvey Skegg 47 6674. Burnie: VK Electronics 31 1708. South Launceston: Graeme Thomson Electronics 44 4773.


Northern Territory: Darwin: Darwin Communications 85 3184.

Queensland: Brisbane: CW Electronics 397 0808. Gold Coast: Amateur's Paradise 32 2644. Townsville: Robco Equipment 72 2633. Gladstone: Jones Communications 72 1116. Cairns: R. E. Hunter & Associates Pty. Ltd. 51 5092. Enoggera: Elite Electronics 352 5222.

South Australia: Port Adelaide: International Communications 47 3688. Mt. Gambier: Set Services 25 2228. Whyalla: Gulf Communications 45 0208.

BURROWS DOBLE LAWRENCE VIC/ETI

Tektronix' new high performance 'down market' oscilloscopes — 2213/2215



Late last year Tektronix released the models 2213 and 2215 portable oscilloscopes, with bandwidth, functions and features never before offered on oscilloscopes costing below about \$2000. And they couldn't make enough; they have only just become available here in quantity. ETI has had the opportunity to review both models over the past month. Here's what we found.

TEKTRONIX are acknowledged as the world's leading designers and manufacturers of oscilloscopes. They have pretty well held that lead since they entered the market 35 years ago. And no wonder. Their philosophy was to "... make the world's best oscilloscope". And they did. And they still do, in all but the 'low end' market and some very specialised areas.

As electronic technology expands, becoming ever more complex and operating at higher speeds, the demand for instruments to analyse circuit operation expands. The two most important parameters of an oscilloscope, not surprisingly, are thus the vertical amplifier bandwidth and the rise time. The two are closely related, and generally the rise time can be calculated from the bandwidth:

$$\text{rise time} \approx 0.35/\text{BW}$$

Now, the vertical amplifier system of an oscilloscope should ideally have a rise time five or more times faster than the rise time of the fastest signal it is in-

tended to examine, in order to achieve measurement errors under 2%.

It is generally important to get the highest bandwidth and fastest rise time commensurate with the measurement tasks to be undertaken. With much common digital circuitry now running at speeds of 10 MHz, a scope with a vertical amp bandwidth of 50 MHz (at -3 dB) at least is necessary.

Fourier analysis tells us that a square wave is made up of a series of harmonics of the fundamental frequency. If the vertical amplifier and cathode ray tube of a scope lop off the fifth and higher harmonics, the square wave will be rounded and rise time measurement virtually useless.

Glitches — those unwanted gremlins that bedevil digital circuitry — will virtually disappear on a CRO with inadequate bandwidth, rendering the instrument useless for digital circuit troubleshooting. Although you may be working with quite slow logic — 2 MHz or 3 MHz, say — a high-speed scope is pretty well mandatory.

Now that video equipment has penetrated the domestic front — beyond the family TV set — wide bandwidth oscilloscopes are increasingly necessary. Modern communications equipment now incorporates a considerable array of logic circuitry — in display, signal processing and equipment control. Microcomputers running 10 MHz clocks are becoming commonplace.

A few short years ago, a 10 MHz or 15 MHz CRO was adequate for a wide variety of applications in testing, servicing and development. A 50 or 100 MHz CRO was only required for more 'stringent' applications. That has changed. Now, a 50 MHz CRO is virtually the 'bottom line' requirement.

Dual-trace CROs have long been a 'bottom line' requirement for much routine work requiring an oscilloscope. It's no surprise then that dual-trace CROs are legion. For comparing and measuring signal parameters, there's no substitute. Modern dual-trace instruments should really also allow you to look at a 'raw' signal and at an ▶

Roger Harrison

'expanded' version of a portion of the signal. Such a facility is an important diagnostic tool.

The functions and facilities included on modern oscilloscopes are there to improve the performance and functionality of the tool and need to be assessed very carefully when deciding to buy an instrument.

Description

The models 2213 and 2215 are dual-trace instruments with 8 and 10 cm CRT screens incorporating internal graticules with a specified vertical bandwidth of 60 MHz at 20 mV to 10 V and 50 MHz at 2, 5 and 10 mV sensitivity. Maximum sweep speed for each is 5 ns/div. (10x magnification), minimum is 0.5 s/div. Both incorporate advanced triggering systems designed for 'easy triggering', Tektronix say. The new 'vertical mode' system triggers on asynchronous signals in dual channel alternate operation, and 'enhanced'

auto triggering is claimed to minimize time-consuming adjustments. TV line and field triggering permits a wide range of video measurements (a standard feature of many CROs) and 'variable hold off' gives stable triggering on complex analogue and digital signals, Tektronix claim. Waveform positioning is made easier owing to position insensitive triggering circuitry.

The 2213 has a single timebase and a *screen-calibrated delay sweep* (two modes) with claimed 3% accuracy and an intensified sweep facility. *Very few* single timebase scopes incorporate delayed sweep measurements.

The 2215 has a dual timebase with a quoted 1.5% delay time accuracy. It includes alternate sweep switching, A/B sweep separation control and 'B triggering after delay' functions for jitter-free delayed time measurements.

Both instruments have Z-axis input, with quoted bandwidth of 5 MHz. This input is dc-coupled, a positive-going

signal decreasing intensity. A 5 V peak-to-peak signal causes noticeable modulation at normal intensity (over dc to 5 MHz quoted), i.e. it's TTL level compatible. Both models have been designed so that they are easy to set up, with the provision of *beam finder, auto intensity, auto focus and trace rotation* controls on the front panel.

A summary of the characteristics of both instruments is in the accompanying panel.

Two x10 probes are provided with each instrument, designed especially for the series. A conventional clip-type probe tip is provided, along with an 'IC grabber' tip, and Tektronix say these provide full bandwidth measurements at the probe tip.

Both the 2213 and 2215 incorporate a high-efficiency switch-mode power supply which operates on ac line voltages ranging from 90 Vac to 250 Vac at frequencies from 48 to 62 Hz, eliminating the need for line voltage selection

VERTICAL DEFLECTION

(2 Identical Channels)

Bandwidth* and Rise Time —

(at all deflection factors from 50 Ω terminated source)

0°C to +40°C	+40°C to +50°C
Dc to 60 MHz, 20 mV/div to 10 V/div, 5.8 ns reduced to 50 MHz for 2 mV to 10mV/div, 7 ns	50 MHz, 7 ns

*Measured at -3 dB.

Deflection Factor at BW —

2 mV/div to 10 V/div ±3% (+20°C to +30°C) or ±4% (0°C to +50°C).

1-2-5 sequence. Uncalibrated, continuously variable between steps to at least 25 V/div.

Vertical Display Modes —

CH1; CH2; CH2 ADD (normal and inverted), alternate, chopped - approx 250 kHz rate, electronically switched

CMRR —

Common-mode rejection ratio at least 10:1 at 10 MHz for common mode signals of 6 divisions or less.

Input R and C —

1 MΩ ±2% paralleled by approx 30 pF.

Max Input Voltage —

Dc coupled 400 V (dc + peak ac)
800 V (p-p ac at 1 kHz or less)

Ac coupled 400 V (dc + peak ac)
800 V (p-p ac at 1 kHz or less)

Delay Line —

Permits viewing leading edge of displayed waveform.

HORIZONTAL DEFLECTION

Time Base A —

(Both 2213 and 2215) — 0.05 μs/div to 0.5 s/div (1-2-5 sequence). 10X mag extends max sweep rate to 5 ns/div.

Time Base B —

(2215 only) — 0.05 μs/div to 50 ms/div (1-2-5 sequence). 10X mag extends max sweep rate to 5 ns/div.

Variable Time Control —

Time Base A (both 2213 and 2215) provides continuously variable uncalibrated sweep rates between steps to at least 1.25 s/div.

Time Base A (both 2213 and 2215) and B (2215 only) Accuracy, center 8 divisions—

	+20°C to +30°C	0°C to +50°C
Unmagnified	±3%	±4%
Magnified	±5%	±6%

Horizontal Display Modes (2213) —

A, A intensified after delay, delayed.

Horizontal Display Modes (2215) —

A, alternate (A intensified by B and B), B. Electronic switching between intensified and delayed sweep.

2213 SWEEP DELAY

Delay Times —

Less than 0.5 μs, 10 μs, and 0.2 ms.

Multiplier —

Increases delay time by 20 to 1 or more.

Jitter —

5000 to 1 (0.02%) of maximum available delay time.

2215 SWEEP DELAY

Delay Times —

Continuously variable by means of a 10 to 1 vernier control. Delayed (B) portion is intensified on the main (A) trace.

Delay Position Range —

Less than 0.5 to more than 10 divisions.

Delay Dial Accuracy —

±1.5% of full scale.

A/B Sweep Separation —

Control permits main and delayed sweep to be separated by at least 3.5 divisions.

Jitter —

10,000 to 1 (0.01%) of maximum available delay time.

TRIGGERING

2213 and 2215 A Time Base

Trigger Modes —

Normal (sweep runs when triggered), automatic (sweep runs in the absence of a triggering signal and triggers automatically for signals down to 20 Hz), and tv

field (with slope set for negative going transitions, and trigger level adjusted close to blanking level, sweep starts at first line of video; use NORMAL for tv line display). LED indicates when sweep is triggered.

A Trigger Holdoff —

Adjustable control permits a stable presentation of repetitive complex waveforms.

Sensitivity —

Auto and Normal Internal: Below 5 MHz, signal must be at least 0.4 divisions amplitude; requirements increase above 5 MHz; at 60 MHz, signal must be at least 1.5 divisions amplitude.

Auto and Normal External: Up to 5 MHz, trigger signal must be at least 50 mV p-p; requirements increase up to 60 MHz, where signal must be at least 250 mV p-p.

TV Field: Composite video must be at least 2 divisions amplitude.

Level and Slope (NORM Mode) —

Internal: Trigger level can be adjusted over the range of amplitudes displayed on the CRT. External, dc coupled: level can be adjusted over a range of at least ±2 V, or 4 V peak-to-peak. External, dc coupled and attenuated (-10): level can be adjusted over a range of at least ±20 V, or 40 V peak-to-peak.

External Inputs —

R and C approx 1 MΩ paralleled by approx 30 pF. 400 V (dc + peak ac) or 800 Vac peak-to-peak at 1 kHz or less.

2215 Delayed (B) Timebase

Level and Slope —

Separate slope and level controls for triggering B sweep.

Sensitivity —

Up to 5 MHz, signal must be at least 0.4 divisions in vertical amplitude; requirements increase up to 60 MHz, where signal must be at least 2 divisions in amplitude

X-Y OPERATION

Full Sensitivity X-Y (CH1 Horiz, CH2 Vert) —

2 mV/div to 10 V/div, accurate ±5%. Bandwidth is dc to at least 2 MHz. Phase difference between amplifiers is 3° or less from dc to 50 kHz.

DISPLAY

CRT —

8 x 10 cm display. Horizontal and vertical center lines further marked in 0.2 cm increments. P31 phosphor standard. 10 kv accelerating potential, mesh grid, halo suppressed.

Graticule —

Internal, non-parallax, not illuminated.

Beam Finder —

Compresses trace to within graticule area for ease in locating an off-screen signal. A pre-set intensity level provides a constant brightness.

Z-Axis Input —

Dc coupled, positive going signal decreases intensity; 5 V p-p signal causes noticeable modulation at normal intensity; dc to 5 MHz.

ENVIRONMENTAL CAPABILITIES

Ambient Temperature —

Operating: 0°C to +50°C.

Nonoperating: -55°C to +75°C.

OTHER CHARACTERISTICS

Probe Adjust Signal —

Square wave, 0.5 V ±20%, 1 kHz ±20%.

Power Requirements —

90 to 250 V, 48 to 62 Hz without range switching, 50 watts max at 115 V and 60 Hz.

Cabinet Dimensions —

Height: 137 mm (5.4 in) with feet and handle
Width: 327 mm (12.9 in) without handle; 360 mm (14.2 in) with handle
Depth: 445 mm (17.5 in) with front cover, 440 mm (17.3 in) without front cover; 511 mm (20.1 in) with handle extended.
Weights: 7.6 kg (16.8 lb) with cover, accessories, and pouch
6.1 kg (13.5 lb) without cover, accessories, and pouch
8.2 kg (18 lb) domestic shipping weight

OPTIONAL ACCESSORIES

Cover and accessory pouch (020-0672-00); viewing hood (016-0566-00); C-5C Opt 04 scope camera, Model 200C SCOPE-MOBILE® cart; Rack Adaptor Kit 016-0466-00

and providing the ability to operate almost anywhere in the world. Curiously, the rear plate of each review unit quoted the frequency range as 48-440 Hz. Presumably the latter is the true spec.

With portable oscilloscopes, weight is an important instrument parameter. Traditionally, the term 'portable' has been interpreted with considerably wide latitude. Some purportedly portable instruments I have lugged at one time or another would more realistically require an assistant with the attributes of Arnold Schwarzenegger! Not so with the 2200s. Naked, they weigh in at just over 6 kg; 7.6 kg with cover, accessories and pouch added.


Which brings us to the 'optional extras'. Tektronix have available a front panel cover — for protection during transportation; an accessories pouch — for carrying probes, handbook etc; a viewing hood; a scope camera (takes Polaroid film) and a cart.

Construction

First thing we looked at was construction. A portable oscilloscope needs to be *robust*. A light, strong aluminium box frame is employed. Everything is attached to this — including the front panel. A large, double-sided pc board is mounted in the bottom of the box chassis and another, smaller pc board containing the vertical input attenuator and sweep switching circuitry is mounted above this, supported from the front panel and a bracket from the power supply 'cage'. The power supply section on the main pc board is completely enclosed in this cage, the CRT accelerator cable being brought out via a special high voltage connector and lead. The cathode ray tube (CRT) is mounted between the front and rear panels, on the left hand side of the chassis, above the main pc board. The vertical amplifier delay lines — which permit viewing the leading edge of an input waveform immediately after triggering — are coiled around the base connector of the CRT. The Z-input BNC socket is located on the rear panel adjacent to the CRT base. Four plastic 'legs' are fitted to the rear panel, enabling the instrument to be stood on its end. There are four feet on the underside of the case, too.

Tektronix say the 2213 and 2215 have 65% fewer mechanical parts and 90% less cabling than the instruments they typically replace, which contributes to their light weight, serviceability and reliability. Both units have a *two-year warranty*.

The carrying handle has detents in the hinges so that it can be set in a variety of positions — to support the



Inside the 2200 Series CRO. Power supply cage is at lower left.

scope or keep it out of the way in use.

Ergonomically, the controls are well-positioned and have about the best access possible to arrange on an instrument incorporating the features they do and intended for portable operation. The CRT system controls are immediately adjacent to the CRT tube, followed by the vertical system controls, then the timebase system controls and the trigger controls, moving to the right across the panel. The two photographs on page 15 show the overall arrangement.

Each model has a built-in camera bezel which mounts the Tektronix low-cost C-5C scope camera, which features a graticule-illuminating flash.

The CRT itself is basically the same as in the 'industry standard' Tek 465B. It's a halo-suppressed, 10 kV post-deflection acceleration type with P-31 phosphor and an internal non-illuminated 8 x 10 cm graticule. This is

a very high-performance tube indeed.

Operation

The CRT system controls are much the same as found on many other CROs — but the auto intensity and auto focus are a little different. The auto intensity control is quite cunning. Turning this knob allows you to set the trace intensity to suit the prevailing ambient light conditions. The intensity of a trace is a function of how bright you set the beam and how long the trace is on screen. As you select different sweep speeds, the beam on and off times change and the beam has more or less time to excite the CRT phosphor. Faster speeds result in dimmer traces. On most scopes you have to turn the intensity up or down to restore the initial brightness when changing sweep speeds. On the 2213 and 2215 the automatic intensity circuitry compensates for brightness ▶

changes with sweep speeds from 0.5 ms to 0.5 μ s, maintaining the same trace intensity initially set.

The **auto focus** performs a similar function. The scope's electron beam is focused on the CRT faceplate by a grid in the tube, with a particular voltage applied. The auto focus control circuitry adjusts the grid voltage for optimum trace focus, maintaining the focus setting over the range 0.5 ms to 0.5 μ s.

The **beam finder** button, when pressed, overrides the intensity setting and reduces the X and Y deflection voltages so that the trace appears somewhere on the CRT screen. From the quadrant in which it appears you can determine which way to turn the X and Y position controls to bring the trace on screen.

Good one, Tektronix! Wish we had it on the 465B in our lab.

A trace rotation control is provided, allowing levelling of the trace, which may be misaligned due to variations in the Earth's local magnetic field or other stray magnetic fields. The control is recessed and can only be adjusted with a screwdriver, preventing accidental misalignment.

Note that a **probe adjust** signal is provided at a small test point socket between the beam find button and the auto focus control. This gives a 500 mV p-p, 1 kHz square wave for probe compensation and testing.

The vertical amplifiers are provided with the usual complement of controls and each has BNC input sockets. The **vertical mode** controls are situated above the attenuator controls. There are five modes of vertical operation: display ch 1 or ch 2, display both channels, display both channels alternately (sweep ch 1 first, then ch 2 — for HF signals), chopped display (switch between ch 1 and ch 2 during sweep — for LF signals) and add both channels. The **invert** button on ch 2 allows you to **subtract** the ch 1 and ch 2 signals and display the result.

The variable control on each Y input attenuator has no indication, other than knob position, of when it is not in the cal position — unlike other Tektronix CROs, which include an 'uncal' LED indicator. This would have been a useful addition.

On the 2213, the **horizontal mode** switch provides three operational modes: no delay, intensified after delay and delayed. This combination permits period measurements from the CRT graticule using the intensified and delayed modes on both channels. The **delay time** switch lets you select delays of 0.5 μ s, 10 μ s or 0.2 ms, while the variable control (**multiplier**) permits a

variation from x1 to about x20 (4 ms maximum). This facility provides plenty of versatility and should suit a very wide range of applications. The multiplier control is a multiturn vernier type. Very handy.

On the 2215, the dual timebases provide extra versatility. The **horizontal mode** switch has three modes: A, B and alternate. This allows **four** separate traces to be displayed — vertical channels 1 and 2 at the A sweep rate and vertical channels 1 and 2, delayed, at the B sweep rate! This sort of facility is extremely handy in multichannel analogue applications for signal comparison and multisignal timing applications . . . etc, etc. It's the sort of facility that, once you've got it, you never know how you got along without it!

Time period and delay measurements are a 'dream' with the 2215. The **B delay time position** is a calibrated, 10-turn potentiometer on the 2215.

Very versatile triggering circuitry and controls are incorporated in both models. On the 2213, with internal triggering, you can trigger on ch 1, ch 2 or what they call 'vert mode'. The latter gives alternate channel triggering, even on asynchronous signals! This means you can have different signals in the two channels, each triggered separately, providing a stable display. The **mode** switch provides signal-seeking automatic operation plus normal triggering and TV field triggering. The **source** switch provides for internal triggering, line triggering and external trigger input. There is a coupling switch for the external input providing ac, dc and $dc \div 10$. Variable **holdoff** and **level** controls are provided, along with **slope** selection.

There is a similar range of controls on the 2215, except that **slope** selection and a **level** control are provided for the B sweep and the external input is for the A sweep.

A LED indicator showing that the sweep is triggered is provided on both the 2213 and 2215.

In use

As one would expect from a Tektronix instrument, overall they're a delight to use. We measured the vertical input bandwidth at the -3 dB point and were **absolutely surprised** at the result:

100 MHz (0.5 V/div)!

That puts the rise time at less than 4 ns! The response was flat to 80 MHz and the sweep would **trigger on signals right up to 130 MHz!**

Performance may not be the same on all units, but as Tektronix specifications

are usually conservative, our measurements are probably indicative of general performance.

All controls behave as you'd expect and you don't need an extensive 'driver's instruction course' to be able to use the instruments. A little common sense and reading the manual go a long way.

The light weight of the instruments has to be experienced to be believed! Portability now *means* something.

The 6210 probe is excellent and the IC grabber tip a welcome adjunct.

Both instruments would have been just that little extra useful if 'uncal' lights for the vertical and horizontal controls had been included, along with a 'power on' indicator. The latter is very useful when using a CRO in the 'auto' trigger mode. There is no display until an input signal triggers the sweep and a trace appears, so you can't tell at a glance whether the CRO's on or off. These points, however, are minor, and overall operation of the units is superlative.

Documentation — one of Tektronix's fortes — is up to the usual standard. The handbooks are thorough, well written, well organised, properly indexed and properly illustrated. You get an 'operator's manual' and a 'service manual'. The latter includes circuits, circuit descriptions, component lists, board overlays — the lot. The probes even have their own manual!

Summary

At current prices of \$1364 (+ tax) for the 2213 and \$1692 (+ tax) for the 2215, these oscilloscopes represent *truly excellent value for money*.

Next to a good multimeter, a CRO is one of the fundamental test and measurement instruments necessary in every 'serious' electronics workshop. With the 2200 Series, Tektronix has brought the power and versatility of wide band, dual-trace, delayed sweep oscilloscope measurements within the financial realm of many technicians, freelance R&D engineers, school and college labs and well-heeled 'serious' hobbyists. They have also reduced the cost of oscilloscope equipment for those establishments which traditionally bought much higher-priced units simply because there was nothing between the 'low end' and 'high performance' instruments.

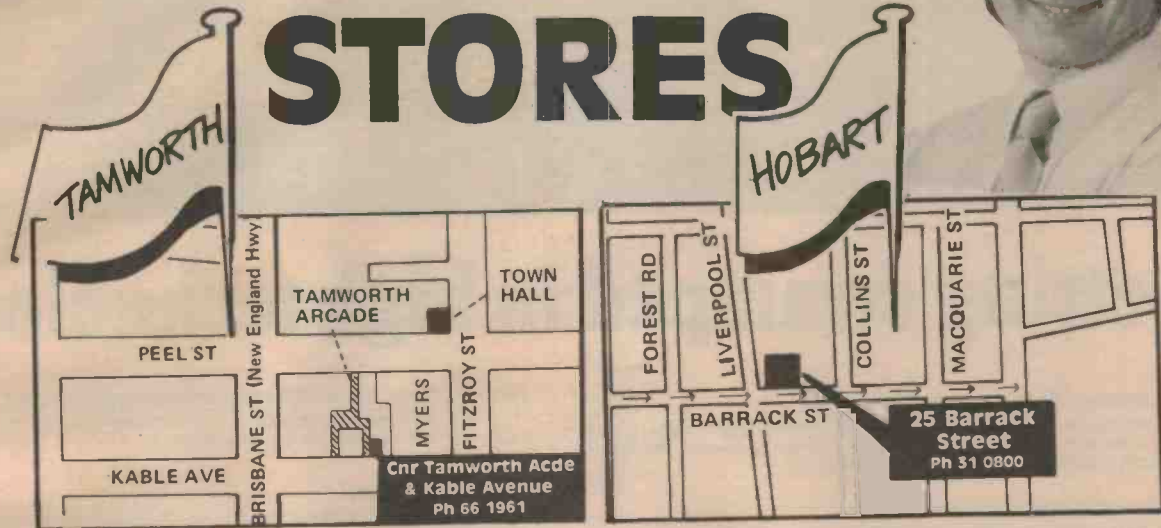
Our minor grizzles aside, these instruments should serve their owners/users well for many years and over a huge variety of applications.

Well done, Tektronix. What else can we say but . . . *we want one!* ●

MORE OPPORTUNITIES TO SAVE!

DICK SMITH OPENS

2 NEW STORES



DICK SMITH ELECTRONICS



NSW 145 Parramatta Rd. AUBURN 648 0558
 T55 Terrace Level, BANKSTOWN SQ. 707 4888
 613 Princes Hwy, BLAKEHURST 546 7744
 552 Oxford St. BONDI JUNCTION 387 1444
 818 George St. BROADWAY 211 3777
 531 Pittwater Rd. BROOKVALE 93 0441
 147 Pacific Hwy. GORE HILL 439 5311
 396 Lane Cove Rd. NORTH RYDE 888 3200
 30 Grose St. PARRAMATTA 683 1133
 125 York St. SYDNEY 290 3377
 Cnr Kable Ave & Tamworth Acde. TAMWORTH. 66 1961
 173 Maitland Rd. TIGHES HILL 61 1896
 263 Keira St. WOLLONGONG 28 3800

VIC 399 Lonsdale St. MELBOURNE 67 9834
 260 Sydney Rd. COBURG 383 4455
 656 Bridge Rd. GEELONG 78 6363
 Cnr Ross Smith Ave & Nepean Hwy. FRANKSTON 783 9144
 ACT 196 Gladstone Rd. FYSHWICK 80 4944
 QLD 166 Logan Rd. BURANDA 391 6233
 842 Gympie Rd. CHERMSIDE 59 6255
 TAS 25 Barrack St. HOBART 31 0800
 SA 60 Wright St. ADELAIDE 212 1962
 435 Main North Rd. ENFIELD 260 6088
 Cnr Main South & Flagstaff Rds. DARLINGTON 298 8977
 WA Cnr Wharf St & Albany Hwy. CANNINGTON 451 8666
 414 William St. PERTH 328 6944

MAJOR RESELLERS

Atherton QLD: Jue Sue's Radio Service, 55 Main St 91 1208 ● Bendigo VIC: Sumner Electronics 7 Edward St 43 1977 ● Ballina NSW: A Cummings & Co. 91-93 River St 86 2285 ● Broken Hill NSW: Crystal TV Rentals, 166 Argent St. Ph 6897 ● Cairns QLD: Thompson Instrument Services, 79-81 McLeod St. 51 2404 ● Coffs Harbour NSW: Coffs Hbr Electronics, 3 Coffs Plaza, Park Ave. 52 5684 ● Darwin NT: Kent Electronics, 42 Stuart Hwy. 81 4749 ● Darwin NT: Vantronics, 24-26 Kavanagh St. ● East Maitland NSW: East Maitland Electronics, Cnr Laws & High Sts 33 7327 ● Geraldton WA: KB Electronics & Marine, 361 Main Terrace 21 2176 ● Gosford NSW: Tomorrow Electronics, 68 William St. 24 7246 ● Kingston TAS: Kingston Electronics, Channel Court, 29 6802 ● Launceston TAS: Advanced Electronics, 5a The Quadrant, 31 7075 ● Lismore NSW: Decro Electric, Magellan St & Brunner Hwy. 21 4137 ● Mackay QLD: Stevens Electronics, 42 Victoria St. 51 1723 ● Maryborough QLD: Keller Electronics, 218 Adelaide St. 21 4559 ● Mt Gambier SA: Hutcheson's Comm. 5 Elizabeth St 25 6404 ● Mildura NSW: McWilliams Electronics, 40 Lemon Ave. 23 6410 ● Nambour QLD: Nambour Electronics, Shop 4 Lowan House, Ann St 41 1804 ● Newcastle NSW: Elektron 2000, Shop 18, Hunter Shopping Village, 26 2644 ● Orange NSW: M & W Electronics, 173 Summer St. 62 6491 ● Penrith NSW: Acorn Electronics, Shop 12, 541 High St. 36 1466 ● Port Macquarie NSW: Hall Of Electronics, 113 Horton St. 83 5486 ● Rockhampton QLD: Purely Electronics, 15 East St. 21 058 ● Southport QLD: Amateur's Paradise, 121 Nerang St. 32 2644 ● Tamworth NSW: Sound Components, 111 Bridge St. 32 9677 ● Toowoomba QLD: Hunts Electronics, 18 Neil St. 32 9677 ● Townsville QLD: Tropical TV, 49 Fulham Rd. Vincent Village, 79 1421 ● Traralgon VIC: Power 'n Sound, 147 Argyle St. 74 3638 ● Wagga NSW: Wagga Wholesale Electronics, 82 Forsyth St. ● Wodonga VIC: A & M Electronics, 78a High St. 24 4588 ● Whyalla SA: Mellor Enterprises, Shop 2, Forsythe St. 45 4764
THESE ARE OUR MAJOR DEALERS. HOWEVER WE CANNOT GUARANTEE THEY WILL HAVE ALL ITEMS IN STOCK AND AT THE PRICES ADVERTISED.

Dear Customer,

Quite often, the products we advertise are so popular they run out within a few days. Or, unforeseen circumstances might hold up goods so that advertised lines are not in the store by the time the advert appears. Please don't blame the store manager or staff, they cannot solve a dock strike on the other side of the world, or even locate a shipment that has gone astray. What we are trying to say is that, if you are about to drive across town to pick up a particular line at a Dick Smith store, why not give the store a ring first... just in case! Thanks

Dick Smith and Staff.



SHOPS OPEN 9am to 5.30pm (Saturday: 9am till 12 noon)
BRISBANE: Half hour earlier.
ANY TERMS OFFERED ARE TO APPROVED APPLICANTS ONLY

POST & PACKING CHARGES

ORDER VALUE	CHARGES
\$5.00-\$9.99	\$1.40
\$10.00-\$24.99	\$2.40
\$25.00-\$49.99	\$3.50
\$50.00-\$99.99	\$4.60
\$100.00 or more	\$6.20

Charges for goods sent by post in Australia only
 not airmail, overseas or road freight.

MAIL ORDERS SEND TO:

DICK SMITH ELECTRONICS PTY. LTD. P.O. BOX 321, NORTH RYDE N.S.W. 2113 AUSTRALIA

Prices and availability of stock of all items advertised in Dick Smith ads in this magazine are correct at time of going to press.

Please send copies of the 1982 Dick Smith Electronics Wholesale Catalogue. I enclose cheque, money order for \$ (\$1.25 each catalogue).

NAME

ADDRESS

POSTCODE

Please add my name to your mailing list to receive regular monthly specials
SEND TO: PO BOX 321 NORTH RYDE NSW 2113



Getting swamped in high technology?

REFERENCE DATA FOR RADIO ENGINEERS

The largest and most comprehensive collection of equations, graphs, tables, and other reference data needed in general radio engineering and design. Contains hundreds of charts, monographs, diagrams, curves, tables and illustrations.

21218 \$51.00

99 PRACTICAL ELECTRONIC PROJECTS

Sixteen different groups of projects for the beginner — audio amps, test equipment, photography, devices for your car. Many of the projects can be constructed for less than \$10.

21635 \$8.75

555 TIMER APPLICATIONS SOURCE BOOK, WITH EXPERIMENTS

This book describes the construction of the 555 timer and gives numerous practical examples of its applications in all areas of electrical and computer engineering, including 17 simple experiments.

21538 \$11.25

IC OP-AMP COOKBOOK

Basic op-amp theory in detail, with 200 practical, illustrated circuit applications: JFET and MOSFET units are featured, plus manufacturers' data sheets and company addresses.

21695 \$23.75

DESIGN OF TRANSISTOR CIRCUITS, WITH EXPERIMENTS

A self-teaching course in transistor circuits — seven chapters explore the fundamentals of active semiconductors and their operating principles and procedures. Experiments in design and semiconductor testing provide hands-on experience.

21626 \$20.75

TV TYPEWRITER COOKBOOK

This book shows you how to project words and pictures quickly and easily from a common microprocessor-based system onto an ordinary TV set. You'll be introduced to the TV typewriter (TVT) communication medium.

21313 \$17.50

DON LANCASTER'S MICRO COOKBOOK, VOLUME 1

This 'cookbook' starts with the very fundamentals of microprocessors and microcomputers and takes you through number systems, codes, memory, etc., until you can work intelligently with micros.

21828 \$20.75

DON LANCASTER'S MICRO COOKBOOK, VOLUME 2

Carries on where Volume 1 left off.

21829 \$20.75

CHEAP VIDEO COOKBOOK

Complete discussion of a new, low-cost way to get words, pictures and opcode out of your computer and onto any ordinary TV screen, using a seven-IC easy-to-build circuit which you can build for less than \$20.

21624 \$11.75

TTL COOKBOOK

A complete look at TTL logic circuits — what TTL is, how it works, and how to use it. Many kinds of practical TTL are included, such as digital counters, electronic stopwatches, digital voltmeters, etc.

21035 \$17.50

ACTIVE-FILTER COOKBOOK

Learn how to construct filters of all kinds — highpass, lowpass, bandpass. The book is easy to understand — no advanced maths or obscure theory is used.

21168 \$21.95

PRACTICAL SOLID-STATE CIRCUIT DESIGN

An introductory course in practical solid-state circuit design for the experimenter, designer or technician who is interested in constructing 'tailor-made' circuits.

21787 \$14.95

MICROCOMPUTER INTERFACING WITH THE 8255 PPI CHIP

A self-instructional text designed to introduce you to the Intel 8255 Programmable Peripheral Interface (PPI) through discussion and practical experiments.

21614 \$14.95

AUDIO CYCLOPEDIA

A complete, in-depth look at the art of audio — from the basic principles of sound to solid-state and integrated circuits. Over 3000 entries and hundreds of illustrations and circuit diagrams cover acoustics, amplifiers, recording, reproduction, test equipment, audio measurements, and much more.

20675 \$66.00

HOW TO BUILD SPEAKER ENCLOSURES

A practical guide to the 'whys' and 'hows' of constructing high-quality top-performance loudspeaker enclosures.

20520 \$8.75

EFFECTIVELY USING THE OSCILLOSCOPE

Excellent for the professional service technician or the serious do-it-yourselfer, as it combines the correct step-by-step procedures for using a scope with the specific nuts and bolts of TV receiver troubleshooting.

21794 \$14.95

ANALOG INSTRUMENTATION FUNDAMENTALS

Numerous practical, hands-on lab experiments and solved problems are included, plus discussions of movements, dc ammeters, voltmeters, ohmmeters, bridges, filters and attenuators. No calculus is required.

21835 \$29.75

TRANSISTOR SUBSTITUTION HANDBOOK

Complete, accurate, up-to-date guide to direct substitutes for receiving and picture tubes. Contains over 6000 receiving tube substitutes, over 4000 monochrome and colour picture tube substitutes, and 600 communications substitutes. Also includes pinouts for quick operational checks.

21746 \$8.75

REGULATED POWER SUPPLIES

Comprehensive discussion of the internal architecture and operation of the latest solid-state regulators. Explains when regulated supplies are needed and how to incorporate them in your projects, and discusses modern circuitry including linear and switching circuits and late ICs.

21808 \$29.75

IC TIMER COOKBOOK

Gives you a look at the hundreds of ways IC timers are used in electronic instrumentation.

21416 \$15.95

AUDIO IC OP-AMP APPLICATIONS

This book discusses IC op-amps and their application in audio systems, and describes the numerous advantages of using op-amps, including small spatial needs, low power consumption, reliable performance and low cost. Assumes a basic understanding of op-amp theory.

21558 \$13.25

DESIGN OF OP-AMP CIRCUITS, WITH EXPERIMENTS

The design of the fundamental circuits that are the basic building blocks of more sophisticated systems. A series of 35 experiments illustrates the design and operation of linear amps, differentiators and integrators, voltage and current converters, active filters, and lots more.

21537 \$16.50

VIDEO TAPE RECORDERS

In this completely revised second edition, the author tells in simple language how helical VTRs work and how to operate and service them. Includes numerous examples of circuits and mechanical systems.

21521 \$17.50

Here's 39 new ways out of the maze!

RF CIRCUIT DESIGN

A practical approach to the design of RF amplifiers, impedance-matching networks and filters. Uses a minimum of complex maths.

21868 \$29.75

PRACTICAL TRANSFORMER DESIGN HANDBOOK

An easy to understand, illustration-filled guide to designing and constructing transformers. Reviews the fundamentals of electricity, magnetism and algebra needed to understand transformer theory, and covers general design considerations, transformer types, power losses and transformer use in converters and inverters.

21657 \$36.25

UNDERSTANDING CMOS INTEGRATED CIRCUITS

This book tells you what CMOS ICs are, how they work, and how they can be used in electronic circuit designs. Many practical circuits, complete with parts values, are included.

21598 \$9.95

GUIDE TO CMOS BASICS, CIRCUITS, AND EXPERIMENTS

If you are already familiar with TTL devices and are ready to examine the benefits of CMOS, this book is your complete source. It tells you what CMOS devices are, their characteristics and design rules. 22 experiments demonstrate the concepts discussed.

21654 \$14.95

SCRs AND RELATED THYRISTOR DEVICES

Written for experimenters, technicians and engineers, this book is a practical and comprehensive guide to theory, operation, specifications and applications of silicon-controlled rectifiers (SCRs) and related thyristor devices.

21806 \$19.25

CMOS COOKBOOK

This book explains CMOS technology and its application to 'real-world' circuitry. A mini-catalogue is included, which lists over 100 devices, giving their pinouts and application notes.

21398 \$19.25

MODERN RECORDING TECHNIQUES

Explains the equipment, controls and techniques found in a modern recording studio and how to use them creatively and correctly to produce a desired result. Numerous photographs, diagrams and charts.

21037 \$19.25

UNIQUE ELECTRONIC WEATHER PROJECTS

Fun and easy-to-build projects include an IC barometer-to serve as a tornado warning and a 'thermostat with a brain' to help conserve energy.

21484 \$13.25

TROUBLESHOOTING WITH THE OSCILLOSCOPE

Excellent for the professional service technician or the serious hobbyist, as it combines step-by-step procedures for using the scope with the specific nuts and bolts of TV receiver troubleshooting.

21738 \$15.95

AUTOMOTIVE TUNE-UP AND EMISSION CONTROL SERVICE

Car owners who wish to save money and maintain their cars at peak performance will learn from this book how to adjust, repair and maintain the systems that ensure best operation.

21712 \$20.75

ELECTRONIC CIRCUITBOOK 1: PROJECT CONSTRUCTION

Your basic guide to project construction, covering component identification, power supplies, proper tool selection, troubleshooting techniques, oscilloscope use, custom-made enclosures, and more.

21241 \$7.50

DESIGN OF VMOS CIRCUITS, WITH EXPERIMENTS

The authors look at the technology which makes dramatic advancements possible with VMOS, and show how these components can easily and effectively be integrated into common circuit designs to enhance their responses.

21686 \$17.00

IC OP-AMP COOKBOOK

Guide covering basic op-amp theory in detail, with over 200 illustrated circuit applications to reflect the latest technology. JFET and MOSFET units are featured, and manufacturers' data sheets and addresses are included.

21695 \$23.75

IC CONVERTER COOKBOOK

Written for the practising engineer, technician, hobbyist or student, this book will be an invaluable working guide to the understanding and use of IC analogue/digital and digital/analogue converters.

21527 \$20.75

DESIGN OF PHASE-LOCKED LOOP CIRCUITS, WITH EXPERIMENTS

An excellent introduction to the theory, design and implementation of phase-locked loop circuits using various TTL and CMOS devices. Includes manufacturers' data sheets and describes the use of breadboarding aids in the wide range of laboratory-type experiments.

21545 \$15.95

INTRODUCTION TO AUTOMOTIVE SOLID-STATE ELECTRONICS

For the professional as well as the home mechanic—explains the functions of most on-board automotive black boxes and logic systems, including anti-skid braking, electronic spark control, diagnostic systems and trip computers.

21825 \$14.95



ORDER FORM

Send to ETI Book Sales, 4th Floor, 15 Boundary St, Rushcutters Bay NSW 2011.

Please allow 4-5 weeks for delivery. Post & Handling: \$2.20 per book.

Please debit my Bandcard
 American Express card

Number:

Signature

Please supply

No.	Qty.	21035	21416	21037
21218	21168	21558	21484
21635	21787	21537	21738
21538	21614	21521	21712
21695	20675	21868	21241
21626	20520	21657	21686
21313	21794	21598	21695
21828	21835	21654	21527
21829	21746	21806	21545
21624	21808	21398	21825

I enclose \$ inc. p&h

Name

Address

Postcode

CRAZY SPECIALS- logic probe IC *slaughterer* TESTER

We have purchased the entire stock of a very well-known supplier. We have probes and pulsers (injectors) made in both the USA & Far East.

MF504 LOGIC PROBE
TTL/CMOS Minimum Pulse Normally \$49.50
Width 20nS This month \$24.50
Input imp. 100K SAVE \$26.00
Max Freq 30MHz
Multi-LED readout
Stainless Steel Probe Tip



OK TOOL CORP (USA) MADE PROBES PRB-1 LOGIC PROBE DC-50MHz

Will deflect 10nS pulse. Pulse stretcher, ±70V overvolt protection. RTL, DTL, TTL, MOS, CMOS, uP compatible. This is the ultimate probe worth over \$100.00.

YOURS FOR ONLY \$39.50

PLS-1 LOGIC PULSER

Single or train of pulses. 2uS nominal pulse. Auto polarity sense, auto current limit. High input impedance. Compatible with all logic families. **A MUST FOR THE TROUBLE SHOOTER!!**


**WORTH WELL OVER \$100.00
NOW ONLY \$39.50**

Both "OK" units come in attractive case with coiled leads.

MF420 PROBE RACK

Designed to mount Logic Probes, Pulsers and Gates in parallel with only one power supply required.

**WERE OVER \$100.00
NOW SACRIFICED TO \$19.95**



LP2 1.5MHz (Tested to over 4MHz)

DTL/TTL/CMOS with instruction manual **WERE \$49.50
NOW \$19.50 SAVE \$30.00!!**
US Made by Continental Specialities.

PLESSEY-FOSTER

We still have a small quantity left of the stock shown below:
P. A. SPEAKERS

12" 50W RMS C300K05	NORMALLY \$69.50 NOW \$39.50 SAVE \$30.00
10 pcs OR MORE \$29.50 - UNBELIEVABLE!!	
15" 180W RMS C380K50 (240W PEAK)	NORMALLY \$245.00 NOW \$140.00 SAVE \$105.00
A FEW ONLY LEFT - HURRY!!	
HI FI/GENERAL	
12" 20W RMS C300L05	NORMALLY \$29.95 NOW \$19.95 SAVE \$10.00
6" 10W MIDRANGE C160K03	NORMALLY \$12.95 NOW \$6.95 SAVE \$6.00



EZ-HOOK

OVER 60% OFF!!!
These are the GENUINE made in the USA product - not cheap Taiwanese types.

STYLE	DESCRIPTION	PRICE	NORMALLY
XM-5	Pack of 40 mixed colours micro EZ Hook	\$3.95	\$9.95
*X-100WS	Pack of 10 mixed colours mini EZ Hook	\$4.95	\$12.95
XL-1-S	Pack of 10 mixed colours macro EZ Hook	\$8.95	\$19.95

We have bulk quantities of all colours of above (i.e. you can order 10 x green). The same prices apply - minimum 10.
Colours: Red, Black, Green, Blue, Orange, Mauve, Grey, White, Yellow and Brown.
* Limited stock of X-100WS



LOGIC PULSER MF512

TTL/CMOS Will Generate Pulses (10% High 90% High) at 0.5pps or 400 pps Output protected

**Normally \$59.50
This month \$29.50
SAVE \$30.00**

SAVE OVER 50%!!!



EDGE CONNECTOR SELLOUT

Jaycar has been instructed to liquidate what is probably the broadest range of Edge Connectors available ex-stock in Australia at present. Part of the range is down below, however, we have small quantities of other sizes and styles.

Type	1-9	10+
.156 Double side wire wrap 44 pin	\$2.95	\$2.50
.156 Double side wire wrap 50 pin	\$3.50	\$3.00
.156 Double side PCB 86 pin	\$4.50	\$3.95
.156 Double side Solder Tail 86 pin	\$4.95	\$4.50
.1 Double side wire wrap 50 pin	\$2.95	\$2.50
.1 Double side PCB 72 pin	\$3.50	\$2.95
.1 Double side wire wrap 72 pin	\$3.25	\$2.50
.1 Double side PCB 98 pin	\$3.95	\$3.50
.1 Double side Solder Tail 170 pin	\$4.50	\$3.95
.1 Single side PCB 78 pin	\$2.00	\$1.50

ALL OTHERS \$2.00



"INTERSIL" LCD PANEL METER EVALUATION KIT

BARGAIN OF THE CENTURY!!! ICL7106EV
This kit has featured in numerous construction projects. Until the Jaycar DPM-200 it was the lowest cost LCD DPM around.
It normally sells for around \$45.00

GRAB ONE NOW FOR ONLY \$29.50

KIT INCLUDES: SAVE 35%!!
- High Contrast 3 1/2 digit LCD module
- Intersil 7106 LSI
- PCB and all passives

******* \$29.50**



CHECK THEM OUT!

AUTORANGING DIGITAL MULTIMETER SENSATIONAL NEW PRICE!!

GRAB ONE NOW WHILE STOCKS LAST

Sorry, but the ME533's have sold out. But the news is not all bad. You can now have the fantastic ME532 for ONLY \$49.50 That's right, at the same price as Dick's 250Kg model!! Once again we expect demand to be brisk, so hurry with your orders.

The illustration shows the ME533 which is no longer available but the ME532 is almost identical.

Clubs can buy in lots of 10 for ONLY \$45 ea (cash)
(Savings are shown off our normal price)

ME532 with low ohms buzzer ONLY \$49.50
SAVE OVER \$10.00

From **\$45**

* PLUG-IN
1% CURRENT
SHUNT (TO 30 AMPS)
TO SUIT BOTH
METERS ONLY
* \$8.50 *

REED SWITCH/
MAGNET ASSEMBLY
Good quality moulded design.
ONLY \$1.25 SET
10+ \$1.00 SET
NORMALLY \$1.95
SAVE ALMOST 50%

BETTER MODEL
THAN DICK'S
Q-1446
AT NO EXTRA
COST!!



SOAR
BRAND

- FEATURES: - 3 1/2 DIGITS LCD
- AUTO RANGING
- AUTO POLARITY
- SAMPLING RATE: 2/sec
- 0-1KV DC +/-1.35% worst case
- 0-600VAC +/-2.3% worst case
- 0-2Mohm
- 0-200mA
- POWER CONSUMPTION 5mW
ME532 ONLY - RANGE CHANGE
INDICATION BY ELECTRONIC BEEPER
- SHORT CIRCUIT GO/NO GO BEEPER

spring reverb


We have purchased a small quantity of high quality US-made spring reverb units. This 3-spring model is the one used in such amps as 'PEAVEY' etc. Grab a spare now or build a complete reverb system with free circuit supplied.



\$**34.50**

NEW MUFFS FOR OLD

We keep spare earmuffs for the "Industry Standard" Sennheiser HD-414 headphones. Maybe you have never seen a blue-muff before but ours are and they come in pairs.



\$3.95 set



Z-80A SPECIALS

We have been able to buy the FAST (4MHz) Z-80 Family at such a great price that we don't bother to stock the 1.7MHz version! Now you can pay no more for a full spec. Z-80A product. Note: most product stocked is genuine ZILOG manufacture. We reserve the right to ship OTHER product if ZILOG becomes in short supply.


Z80A CPU	\$8.50	MEMORY	1-9	10+
Z80A CTC	\$8.50	2102A	\$1.95	\$1.55
*Z80A DMA	\$20.95	2114 400ns	\$1.45	.99
Z80A P10	\$8.50	4116 150ns	\$2.50	\$2.00
*Z80A S10/0	\$20.95	6116	\$12.50	\$9.90
*Z80A S10/1	\$20.95	2708	\$7.95	\$6.95
*Z80A S10/2	\$20.95	2716(S/Supply)	\$8.95	\$7.95
*Z80A DART	\$32.95	2532	\$14.95	
		2564	\$35.00	

OEMS: Ring Phil Gleeson (02)264 6688 FOR QUANTITY BUYS

4067B CMOS 16 CHAN MULTIPLEXER WE HAVE IT! ONLY \$2.95
HITACHI 2SC2545 THE AUDIOPHILE'S DREAM COME TRUE.
Here's what Leo Simpson had to say about the 2SC2545. "We tried these transistors in our prototypes and found them to be excellent. In fact in the MC mode they are actually better than the LM394....."
Unfortunately they WERE very scarce. Now we have 'em!! Grab these ULTRA-MATCHED transistors now for only \$1.95 each.
(A free data sheet is supplied with each unit).

Ioniser Kits

Save a fortune on our very popular Ioniser kits.
SHORT FORM Normally \$24.50
SAVE \$5.00 NOW ONLY \$19.50
FULL KIT Normally \$45.00
SAVE \$5.50 NOW ONLY \$39.50



AN ECONOMICAL
MAINS FILTER!!
250V AC @ 3A

250V AC @ 3A. Insertion loss:
line-to-line 20dB 0.8 - 30MHz.
Line-to-ground 30dB 0.7-30MHz.
Ideal for computers, amps etc.

* only \$14.50 * * * * *

CUDLIPP CRICKET

Ref: EA
Feb 1982
One of the most popular kits ever produced by Jaycar. Cudlipp ch... as back to you when you talk. Talk about frustrating! Great fun to hide in someone's desk!!
The Jaycar kit comes exclusively with 8 great big colourful 2 watt carbon resistors that you use as legs.
Great fun for only



* * * * * \$12.50

Jaycar

125 YORK ST SYDNEY 2000
Ph. 2646688 Telex 72293

NEW SHOP HOURS
Mon-Fri 8.30 to 5.30pm
Sat 8.30 to 1.00pm
Thurs night to 8.30pm

Mail Orders To:
Box K-39 Haymarket 2000
Post and Packing charges
\$5 \$9.99 (\$1.20) \$10 \$24.99 (\$2.40)
\$25 \$49.99 (\$3.50) \$50 \$99.99 (\$4.60)
\$100 up (\$6.20)

More clock generators

In the last edition of Circuit File, Ray covered clock or square wave generators using transistors, op-amps and 555s. This time he covers the use of CMOS gates and the 4046B VCO chip.

Ray Marston

INEXPENSIVE CMOS logic ICs such as the 4001B and the 4011B can easily be used to make very inexpensive but highly versatile square-wave or 'clock' generator circuits. They can be designed to give symmetrical or non-symmetrical outputs, and can be of the free-running or the gated types; in the latter case, they can be designed to turn on with either logic 0 or logic 1 gate signals, and to give either a logic 0 or a logic 1 output when in the 'off' mode. You can even use these 'cheapo' circuits as simple voltage-controlled oscillators (VCOs) or as frequency-modulated oscillators.

If you want really good VCO operation from a square-wave generator, with excellent linearity and versatility, you can turn to the slightly more expensive 4046B CMOS IC. We'll look at some applications of this chip later, but let's start by looking at some basic two-gate CMOS square-wave generator or astable circuits.

Basic two-gate astable circuits

The simplest way to make a CMOS astable circuit is to wire two CMOS inverter stages in series and use the C-R feedback network shown in Figure 1a. This circuit generates a decent square wave output and operates at about 1 kHz with the component values shown. The frequency is inversely proportional to the C-R time constant, so can be raised by lowering the values of either C1 or R1. C1 must be a non-polarised capacitor and can have any value from a few tens of pF to several uF, and R1 can have any value from about 4k7 to 22M; the operating frequency can vary from a frequency of 1 Hz to about 1 Mhz. For variable frequency operation, wire a fixed and a variable resistor in series in the R1 position.

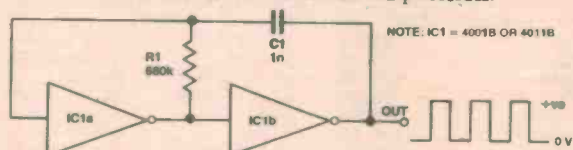


Figure 1(a). Circuit of the basic two-gate CMOS astable. This operates at 1 kHz with the component values shown.

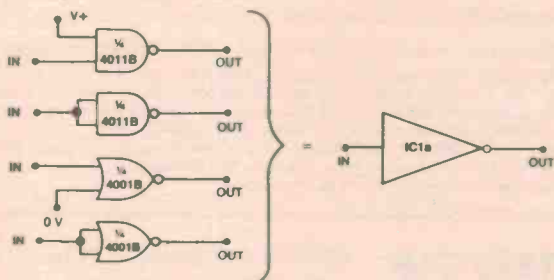


Figure 1(b). Ways of connecting a two-input NAND (4011B) or NOR (4001B) gate for use as an inverter.

Note at this point that each of the 'inverter' stages of the Figure 1a circuit can be made from a single gate of a 4001B quad two-input NOR gate or a 4011B quad two-input NAND gate by using the connections shown in Figure 1b. Thus each of

these ICs can provide two astable circuits. Also note that the inputs to all unused gates in these ICs must be tied to one or other of the supply-line terminals; the Figure 1a astable (and all other astables shown in this feature) can be used with any supplies in the range 3 to 18 V; the 'zero volts' terminal goes to pin 7 of the 4001B or 4011B, and the '+ve' terminal goes to pin 14.

The output of the Figure 1b astable circuit switches (when lightly loaded) almost fully between the zero and positive supply rail values, but the C1-R1 junction is prevented from swinging below zero or above the positive rail levels by built-in clamping diodes at the input of IC1a. This characteristic causes the operating frequency of the circuit to be somewhat dependent on supply rail voltage. Typically, the frequency falls by about 0.8% for a 10% rise in supply voltage; if the frequency is normalised with a 10 volt supply, the frequency falls by 4% at 15 V or rises by 8% at 5 V.

Also, the operating frequency of the Figure 1a circuit is influenced by the 'transfer voltage' value of the individual IC1a gate that is used in the astable, and can be expected to vary by as much as 10% between individual ICs. The output symmetry of the waveform also depends on the 'transfer voltage' value of the IC and, in most cases, the circuit will give a non-symmetrical output. In most 'hobby' or other non-precision applications, these defects of the basic astable circuit are of little practical importance.

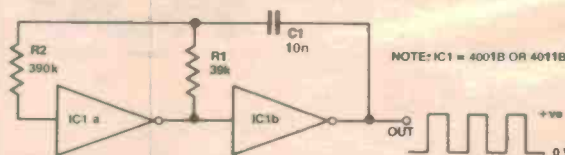
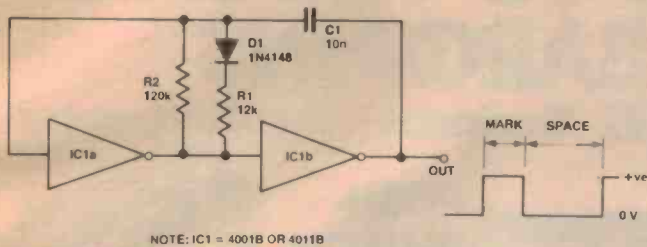


Figure 2. This 'compensated' version of the 1 kHz astable has excellent frequency stability with variations in supply voltage.

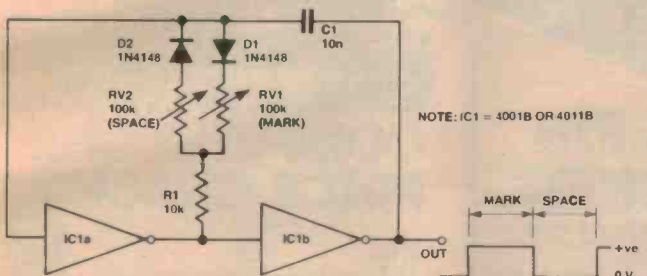
Some of the defects of the Figure 1a circuit can be minimised by using the 'compensated' astable of Figure 2, in which R2 is wired in series with the input of IC1a. This resistor must have a value that is large relative to R1, and its main purpose is to allow the C1-R1 junction to swing freely below the zero and above the positive supply rail voltages during circuit operation and thus improve the frequency stability of the circuit. Typically, when R2 is ten times the value of R1, the frequency varies by only 0.5% when the supply voltage is varied between 5 and 15 volts. An incidental benefit of R2 is that it gives a slight improvement in the symmetry of the output of the astable.

The basic and compensated astable circuits of Figures 1 and 2 can be built with a good number of detail variations, as shown in Figures 3 to 6. In the basic astable circuit, for example, C1 alternately charges and discharges via R1 and thus has a fixed symmetry. Figures 3 to 5 show how the basic circuit can be modified to give alternate C1 charge and discharge paths to thus allow the symmetry to be varied at will.



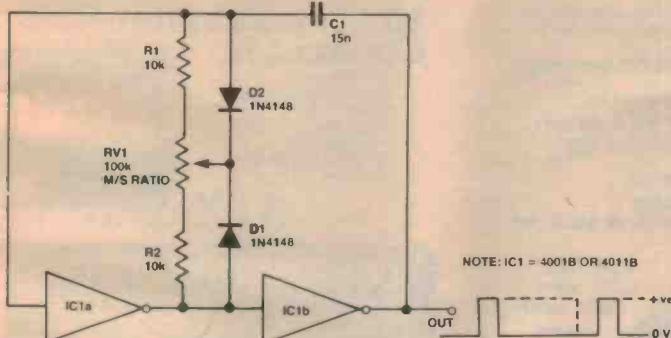
NOTE: IC1 = 4001B OR 4011B
Figure 3. Modifying the astable to give a non-symmetrical output: MARK is controlled by the parallel values of R1 and R2; SPACE is controlled by R2 only.

The Figure 3 circuit is useful if you need a highly non-symmetrical waveform, equivalent to a fixed pluse delivered at a fixed 'timebase' rate. Here, C1 charges in one direction via R2 in parallel with the D1-R1 combination, to generate the mark or pulse part of the waveform, but discharges in the reverse direction via R2 only, to give the space between the pulses.



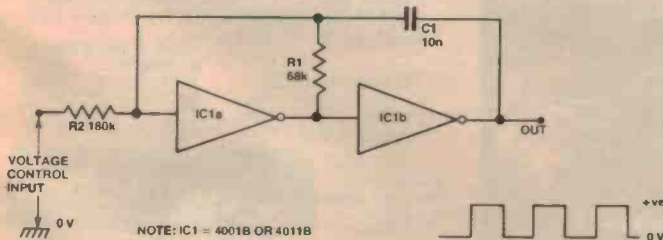
NOTE: IC1 = 4001B OR 4011B
Figure 4. This astable has independently variable MARK and SPACE times.

Figure 4 shows the modifications for generating a waveform with independently variable mark and space times; the mark time is controlled by R1-RV1-D1, and the space time is controlled by R1-RV2-D2.

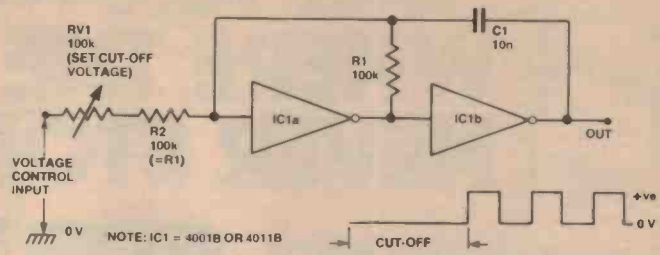


NOTE: IC1 = 4001B OR 4011B
Figure 5. The mark/space ratio of this astable is fully variable from 1:11 to 11:1 via RV1; frequency is almost constant at about 1 kHz.

Figure 5 shows the modifications to give a variable symmetry or mark/space ratio output while maintaining a near-constant frequency. Here, C1 charges in one direction via D2 and the lower half of RV1 and R2, and in the other direction via D1 and the upper half of RV1 and R1. The M/S ratio can be varied over the range 1:11 to 11:1 via RV1.



NOTE: IC1 = 4001B OR 4011B
Figure 6. Simple voltage-controlled oscillator (VCO) circuit.



NOTE: IC1 = 4001B OR 4011B
Figure 7. Special effects VCO which cuts off when V_{in} falls below a preset value.

Finally, Figures 6 and 7 show a couple of ways of using the basic astable circuit as a very simple VCO. The Figure 6 circuit can be used to vary the operating frequency over a limited range via an external voltage. R2 must be at least twice as large as R1 for satisfactory operation, the actual value depending on the required frequency shift range; a 'low' R2 value gives a large frequency shift range, and a 'large' R2 value gives a small frequency shift range. The Figure 7 circuit acts as a special-effects VCO in which the oscillator frequency rises with input voltage, but switches off completely when the input voltage falls below a value preset by RV1.

Gated astable circuits

All of the astable circuits of Figures 1 to 5 can be modified for gated operation, so that they can be turned on and off via an external signal, by simply using a two-input NAND (4011B) or NOR (4001B) gate in place of the inverter in the IC1a position, and by applying the input gate control signal to one of the gate input terminals. Note, however, that the 4001B and the 4011B give quite different types of gate control and output operation in these applications, as shown by the two basic versions of the gated astable in Figures 8 and 9.

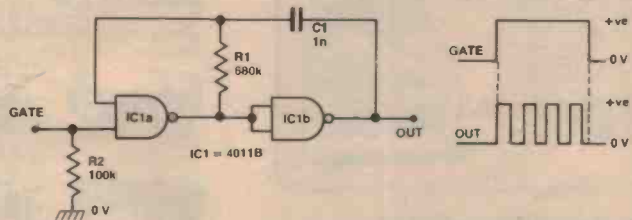


Figure 8. This gated astable has a normally low output and is gated on by a high (logic 1) at the input.

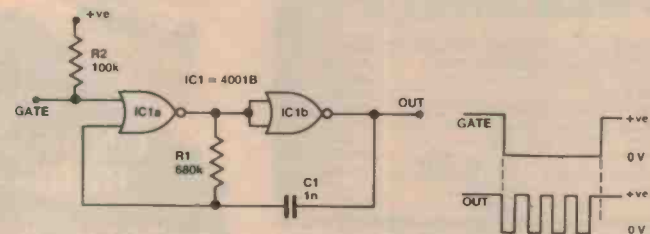


Figure 9. This version of the gated astable has a normally high output and is gated on by a low (logic 0) at the input.

Note specifically from these two circuits that the NAND version is gated on by a logic 1 input and has a normally low output, while the NOR version is gated on by a logic 0 input and has a normally high output. R2 can be eliminated from these circuits if the gate drive is direct-coupled from the output of a preceding CMOS logic stage, etc.

Note in the basic gated astable circuits of Figures 8 and 9 that the output signal terminates as soon as the gate drive signal is removed; consequently, any noise present at the gate terminal also appears at the outputs of these circuits. Fig-



"GET ALONG TO THE SHOP WHERE THE BARGAINS NEVER STOP"

Sheridans - The Component Kings

16 WAY HEAVY DUTY RIBBON

Special purchase. Four colours. Each wire has 14 strands of .0193 tinned copper wire.

\$1.00 per metre



12V DIL RELAY

Specs:-
SPST, 12V DC
Coil resistance 1100 ohms, Nominal current 11mA, Pull in voltage 8V
Contact rating 500mA

only **\$1.00**
90c 10up,
80c 100up



12V DC MOTOR

Limited stock of these fantastic motors.

Specs.
Voltage 12VDC
Current 2 1/2-3 amps
Weight 1.3kg
Size 145x80mm approx
Spindle 8mm approx diameter
RPM 6,000 approx



\$12.00 includes postage and packing

12V Counter

Terrific **Resetable** four digit counter. 12 volt 50mA operation. Ideal for event counters etc. Counts up to 10CPS. Limited quantities.

\$10.00 each



IM6403P LOW POWER UARTS

From Intersil. Compatible with standard IM6402 but with these extra features:-

- Tiny power consumption less than 10mW @ 2MHz
- Programmable word length, stop bits, parity.
- Automatic data formatting and status gen.
- On chip oscillator with external Xtal.
- Operates up to 4MHz

Data available. 7 page data sheet at 20c per page


\$4.00 each



SCR BARGAINS

Switch to Sheridans for SCRs at bargain prices. All top quality prime spec.

	1-100up		
C106C1	100V	4A	40c 35c
C106F1	50V	4A	35c 30c
C122F	50V	8A	60c 50c



POWER MOSFETS


2SK134 and 2SJ49 and look at the price. As used in the ET15000 and Playmaster MOSFET amp. Only \$4.95 each or \$4.50 10up. Don't pay \$6.95!!

The Kings Strike again!

Don't miss our AD in EA for bargains on

Electros that will make your eyes pop!

14 & 16 PIN DIL SOCKETS



Never again at this price. High quality AMP low profile sockets at a fraction of their usual price.

10 for \$1.10
100 for \$10.00

BECKMAN RESISTOR ARRAYS

Fantastic scoop purchase of Beckman DIL and SIL resistor arrays. Precision components cost less at Sheridans.



16 pin DIL package.
Two values.
100K ohm and 1.8k ohm.
only **75c** each
\$7.00 for 10



10 pin SIL
12K ohm
50c each or **\$4.50 for 10**

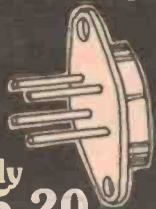


8 pin SIL
8.2K ohm
50c each or
\$4.50 ten up

MORE UNBEATABLE BARGAINS!!

78HG Adjustable Regulators Below Cost

Selling below normal wholesale cost. These TO3 regulators have a massive 5.0A capacity. Internal short circuit and current limiting. Set voltage with just two resistors. Low dropout voltage (2.3V @ 5A). Voltage adjustable 5 to 24 volts.



Special Purchase.

only **\$5.20**
includes data sheet

PUSH-BUTTON PHONE

Complete pushbutton phone with 10 memories. Includes plug and manual. Limited stocks.

\$59 COMPLETE



Not Telecom Approved

Don't pay \$59 for just a memory dialler when you can get the complete phone!!

COMPUTER CHIP PRICE CRASH

	EACH	10 up
2114-3	\$1.50	\$1.20
4116-2	\$2.00	\$1.80
2708	\$4.50	\$4.00
2716	\$5.50	\$5.00
2732	\$9.00	\$8.10
2532	\$9.00	\$8.10
2764	\$19.00	\$17.50
6116-15	\$10.00	\$9.00




Special Purchase

Motorola MC14412 modem IC. At a fantastic saving. **\$10.00** each or only **\$9.00** ten up.

10 Way Submini PCB Connector

This fantastic subminiature plug and socket set is 0.1" pitch so it is ideal for PCB connections to computer boards etc. The price per set only

\$1.00



100K MULTITURN POTS

High quality Amphenol, 10 turn 100K ohm. Overall size 25mm with 1/4 inch shaft. Normally over \$10.00. Our price **\$5.00** each or **\$4.50** 10up.



SHERIDAN ELECTRONICS

164-166 Redfern St., Redfern NSW 2016.
Phone (02)699 5922, (02)699 6912
Mail Orders to:- Dept ET PO Box 229 Redfern NSW 2016

Trading Hours:-
Mon-Fri. 9am-5.30pm
Thursday 9am-7pm
Saturday 9am-12noon


Mail Charges:-
\$5.00-\$9.99... \$2.50
\$10.00-\$24.99... \$3.00
\$25.00-\$49.99... \$5.00
\$50.00-\$99.99... \$6.00
\$100.00 or more... \$7.00

Heavy or bulky items sent freight forward by 'Overnighters'



Make the Switch to GTO + Power MOS

Philips Powerful Partners



Now the choice in power semi-conductors for switching applications is easy with Philips complementary range of GTOs (gate turn off switches) and MOS FETS known as Power MOS. Together they cover the complete spectrum of power switching applications up to 1500 Volts and 50 Amps.

GTOs will be used mainly for higher voltage applications. Like the thyristor, GTOs can be turned on by positive gate drive and like high

voltage transistors, can be turned off by negative gate drive...the best of both worlds.

The new Power MOS transistors are electrically and thermally very rugged, while their construction intrinsically means very fast turn-on and turn-off times...typically 100ns.

Other Power MOS features

Include:

- Direct drive from TTL/LSI plus μ C output ports.
- Optimum reliability via outstanding

SOAR characteristics.

- Easy parallel operation.
- High power amplification.

We can help you make the perfect switch. Simply contact your local Philips Components office for further detailed information on GTOs and Power MOS.

Call **Sydney** 427 0888,
Melbourne 542 3333,
Brisbane 44 0191,
Adelaide 243 0155,
Perth 277 4199.



**Electronic
Components
and Materials**

PHILIPS

circuit file

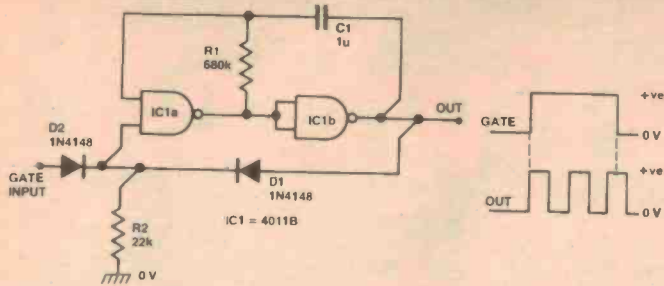


Figure 10. Semi-latching or 'noiseless' gated astable circuit, with logic 1 gate input and normally zero output.

ures 10 and 11 show how to modify the circuits to overcome this defect. Here, the gate signal of IC1a is derived from both the outside world and from the output of IC1b via diode OR gate D1-D2-R2. As soon as the circuit is gated from the outside world via D2 the output of one half astable cycle, thus eliminating any effects of a noisy outside world gate signal. The outputs of the 'semi-latching' gated astable circuits are thus always complete numbers of half cycles.

'Ring of three' clock-generator circuits

The two-gate astable circuit is not generally suitable for direct use as a 'clock' generator with fast-acting counting and dividing circuits, since it tends to pick up and amplify any supply line noise during the 'transitioning' parts of its operating cycle and thus to produce square waves with 'glitchy' leading and trailing edges. A far better type of clock generator circuit is the 'ring of three' astable shown in Figure 12.

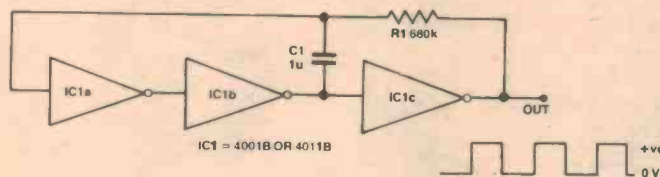


Figure 12. This 'ring-of-three' astable makes an excellent clock generator.

The Figure 12 'ring of three' circuit is similar to the basic two-gate astable, except that its 'input' stage (IC1a-IC1b) acts as an ultra-high gain non-inverting amplifier and its main timing components (C1-R1) are transposed (relative to the two-gate astable). Because of the very high overall gain of the circuit, it produces an excellent and glitch-free square wave output, ideal for clock-generator use.

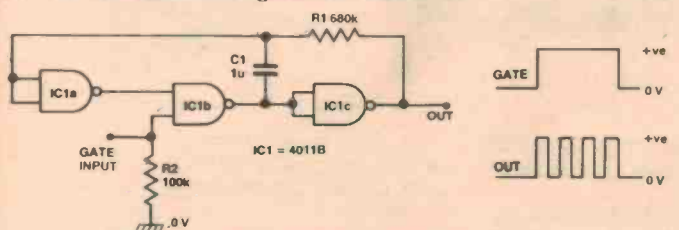


Figure 13. This 'ring-of-three' astable is gated by a logic 1 input and has a normally low output.

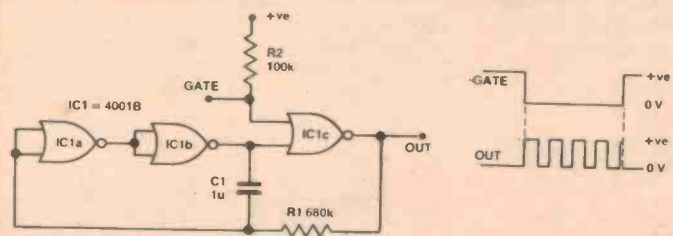


Figure 15. Ring-of-three-gated by a logic 0 input and having a normally low output.

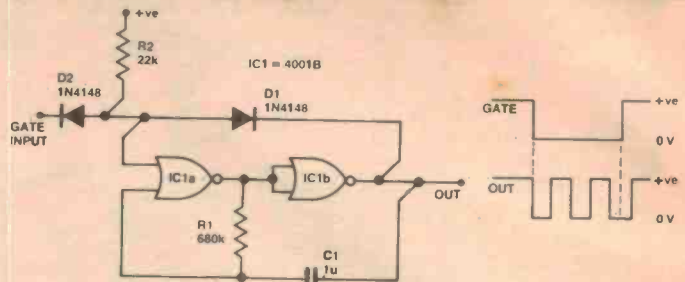


Figure 11. Alternative semi-latching gated astable, with logic 0 gate and normally high output.

The basic ring-of-three astable can be subjected to all the design modifications we've already looked at for the basic two-gate astable; e.g. it can be used in either basic or compensated form and can give either a symmetrical or non-symmetrical output, etc. The most interesting variations of the circuit occur, however, when it is used in the 'gated' mode, since it can be gated via either the IC1b or IC1c stages. Figures 13 to 16 show four variations on this 'gating' theme.

Thus the Figures 13 and 14 circuits are both gated on by a logic 1 input signal, but the Figure 13 circuit has a normally low output, while that of Figure 14 is normally high. Similarly, the Figures 15 and 16 circuits are both gated on by a logic 0 signal, but the output of the Figure 15 circuit is normally low, while that of Figure 16 is normally high.

4046B VCO circuits

To close this look at CMOS square wave generator circuits, let's look at some practical VCO applications of the 4046B phase-locked loop (PLL) IC. Figure 17 shows the internal block diagram and pinouts of this chip, which contains a couple of phase comparators, a VCO, a zener diode and a few other bits and pieces.

For our present purpose, the most important part of the chip is the VCO section. This VCO is a highly versatile device; it produces a well-shaped symmetrical square wave output, has a top-end frequency limit in excess of 1 MHz, has a voltage-to-frequency linearity of about 1% and can easily be 'scanned' through a 1 000 000:1 range by an external voltage applied to the VCO input terminal. The frequency of the oscillator is governed by the value of a capacitor (minimum value 50p) connected between pins 6 and 7, by the value of a resistor (minimum value 10k) wired between pin 11 and ground, and by the voltage (any value from zero to the supply voltage in use) applied to VCO-input pin 9.

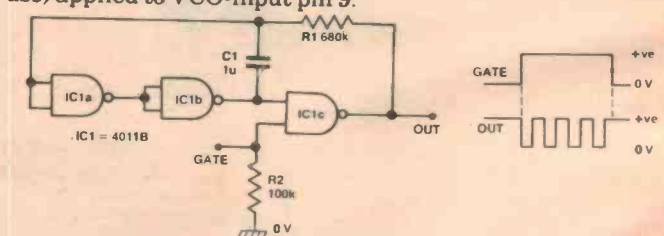


Figure 14. This gated 'ring-of-three' astable is gated by a logic 1 input and has a normally high output.

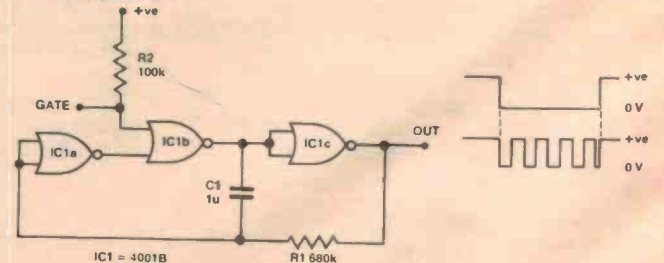


Figure 16. Ring-of-three with normally high output and logic 0 gating.

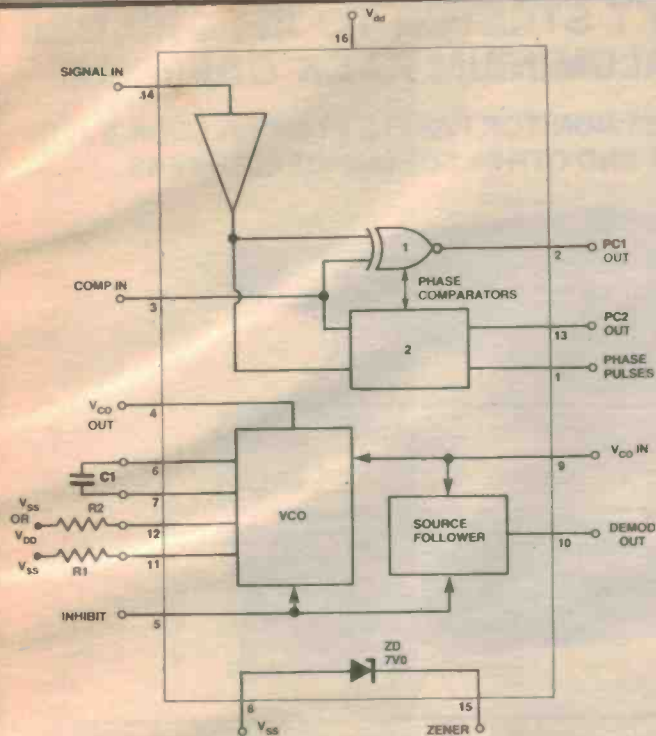


Figure 17. Internal block diagram and pinouts of the 4046B.

Figure 18 shows the simplest possible way of using the 4046B VCO as a voltage-controlled square wave generator. Here, C1-R1 determine the maximum frequency that can be obtained (with the pin 9 voltage at maximum) and RV1 controls the actual frequency by applying a control voltage to pin 9. The frequency falls to a very low value (a fraction of a Hz) with pin 9 at zero volts. The effective voltage-control range of pin 9 varies from roughly 1 V below the supply value to about 1 V above zero, and gives a frequency span of about 1 000 000:1. Ideally, the supply voltage to the circuit should be regulated.

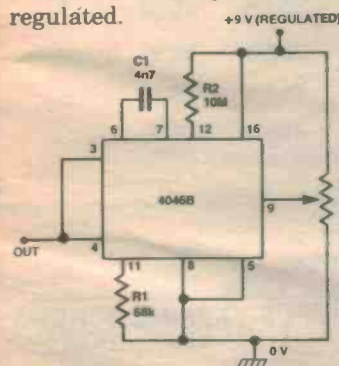


Figure 19. Modification of the Figure 18 circuit takes it all the way down to zero.

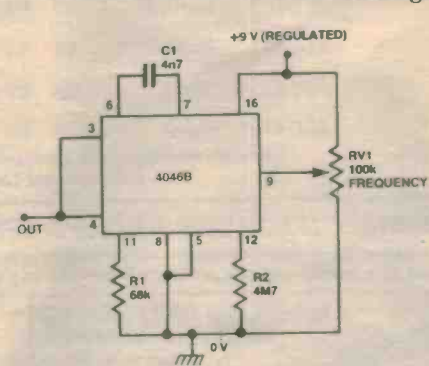


Figure 20. Restricted-range VCO, with frequency variable from roughly 72 Hz to 5 kHz via RV1.

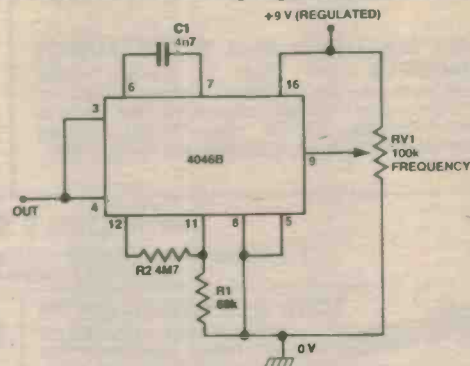


Figure 21. Alternative version of the restricted-range VCO. Maximum frequency is controlled by C1-R1, minimum by C1-(R1+R2).

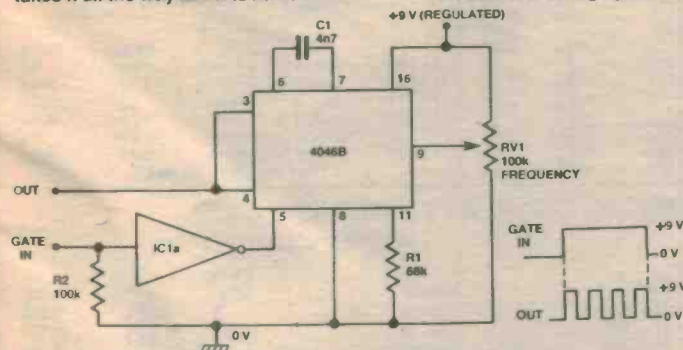


Figure 22. Gated wide-range VCO using an external gate inverter.

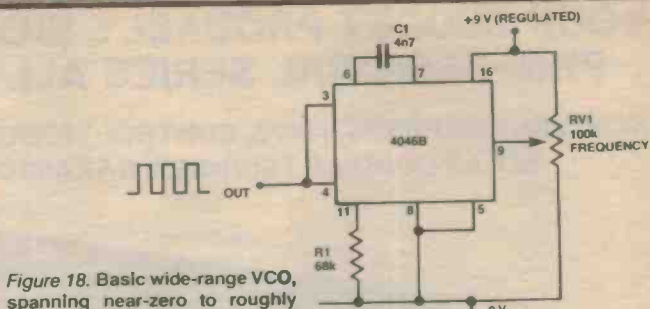


Figure 18. Basic wide-range VCO, spanning near-zero to roughly 5 kHz.

We've said above that the frequency of the Figure 18 circuit falls to near-zero when the input voltage is reduced to zero. Figure 19 shows how the circuit can be modified so that the frequency falls all the way to zero with zero input, by wiring a high-value resistor (R2) between pins 12 and 16. Note here that when the frequency is reduced to zero, the VCO output randomly settles in either a logic 0 or a logic 1 state.

Figure 20 shows how the pin 12 resistor can alternatively be used to determine the minimum operating frequency of a restricted-range VCO. Here, f_{min} is determined by C1-R2 and f_{max} is determined by C1 and the parallel resistance of R1 and R2.

Figure 21 shows an alternative version of the restricted-range VCO, in which f_{max} is controlled by C1-R1 and f_{min} is determined by C1 and the series combination of R1 and R2. Note that by suitable choice of the R1 and R2 values, the circuit can be made to 'span' any desired frequency range from 1:1 to near-infinity.

Finally, it should be noted that the VCO section of the 4046B can be disabled by taking pin 5 of the package high (to logic 1 level) or enabled by taking pin 5 low. This feature makes it possible to gate the VCO on and off by external signals. Thus Figure 22 shows how the basic VCO circuit can be gated via a signal applied to an external inverter stage. Alternatively, Figure 23 shows how one of the internal phase comparators of the 4046B can be used to provide gate inversion, so that the VCO can be gated via an external voltage applied to pin 3. ●

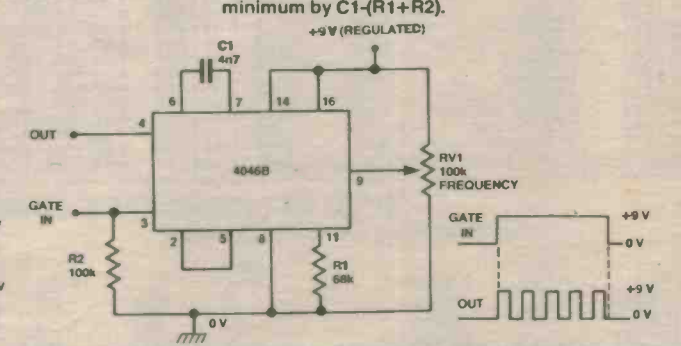



Figure 23. Gated wide-range VCO using one of the internal phase comparators as a gate inverter.

WILL YOUR BUDGET PROBABLY WON'T STRETCH TO AFFORD OUR PROFESSIONAL SERIES ALL ALUMINIUM RACK CABINETS

NOW YOUR PREAMPS, AMPS, CONTROL MODULES MONITOR PANELS ETC. CAN LOOK EVERY BIT AS GOOD AS TECHNICS, NAKAMICHI AND OTHER TOP MANUFACTURERS



THREE YEARS AGO or so we were selling nicely finished racking cabinets for around \$60-\$70 but, alas the maker kept increasing the prices until we would have had to sell them for a price way beyond the reach of the average constructor - so, sadly we discontinued the range.

MASS PRODUCTION TOOL UP SLASHES COSTS Well, of course, the demand for our rack cabinets continued, so to meet the challenge of high labour and handling costs we have tooled up with all the necessary dies etc. to mass produce high quality precision finish rack cabinets to International Dimension Standards with remarkable cost savings.

SIX NATURAL AND BLACK FINISH MODELS The Black or Natural finish cabinets are each available in 44mm, 88mm or 132mm high models. Mounting hole centres conform exactly to International racking specifications both vertically and horizontally.

* These beautifully crafted rack cabinet boxes will give your equipment a real 1st class appearance. * All aluminium construction. * REMOVABLE TOP AND BOTTOM PANELS. * All dimensioning conforms to the International standard. * Natural or Black finish. * Ventilated lid. * Deluxe brushed

finish anodised front panel. * Individually cartoned. * Supplied in Flat Pack Form - Easily assembled in minutes.

Side Elevation:
D = 254mm C (Internal Chassis Height)
B (Mounting Bolt Centres)

INTRODUCTORY PRICES						
Cat. No.	Finish	A	B	C	PRICE	5 or More
H 0401	Natural	44	34	38	\$39.50	\$38.00
H 0402	Natural	88	57	82	45.00	42.50
H 0403	Natural	132	89	126	49.50	45.00
H 0411	Black	44	34	38	39.50	38.00
H 0412	Black	88	57	82	45.00	42.50
H 0413	Black	132	89	126	49.50	45.00

Beware of other rack boxes that do not conform to international rack sizing.

INCREDIBLE SAVINGS ON SCREWS AND SPACERS

Yes we are now producing huge quantities of hardware overseas - all to exacting quality standards - all quality plated and all at a fraction of the price your used to paying

1/8th inch WHITWORTH STEEL NUTS AND BOLTS ROUND HEAD ZINC PLATED

	Length	Pack Qty.	Price
H 1000	9mm	25	.65
H 1002	9mm	500	4.25
H 1005	12mm	25	.65
H 1007	12mm	500	4.75
H 1009	25mm	25	.75
H 1011	25mm	500	6.50
H 1020	Hex Nut	30	.65
H 1022	Hex Nut	50	5.00
H 1030	S/Proof Washer	50	.80
H 1032	S/Proof Washer	500	6.20
H 1040	Flat Washer	50	.65
H 1042	Flat Washer	500	5.00

Huge Savings with Trade Packs (Contents: 500)

BA NUTS AND BOLTS Bolts Plated Round Head Steel, Nuts Brass

		Pack	Price
H 1050	4BA x 12mm	25	.75
H 1052	4BA x 12mm	500	5.70
H 1060	6BA x 12mm	25	.75
H 1062	6BA x 12mm	500	6.25
H 1070	Nut Hex 4BA	25	.75
H 1072	Nut Hex 4BA	500	12.50
H 1080	Nut Hex 6BA	25	.75
H 1082	Nut Hex 6BA	500	7.50
H 1090	4BA S/Proof Washer	50	.75
H 1092	4BA S/Proof Washer	500	5.95
H 1095	4BA Flat Washer	50	.75
H 1097	4BA Flat Washer	500	5.95

SELF TAPPING SCREWS Cadmium Plated Steel

		Pack	Price
From less than 1c each			
H 1100	No. 4 x 6mm	25	.65
H 1102	No. 4 x 6mm	500	3.95
H 1110	No. 4 x 12mm	25	.70
H 1112	No. 4 x 12mm	500	4.95
H 1120	No. 8 x 12mm	25	.75
H 1122	No. 8 x 12mm	500	6.50

From less than 1c each.

SPACERS (STANDOFFS) SUPERB NICKEL PLATED BRASS

UNTAPPED 4 BA or 1/8" CLEARANCE				TAPPED 4 BA			
Cat.	Length.	Pack Qty.	Price	Cat.	Length.	Pack Qty.	Price
H 1305	6mm	8	.95	H 1379	9mm	8	1.00
H 1359	6mm	100	8.50	H 1380	9mm	100	9.50
H 1372	12mm	6	.95	H 1383	12mm	8	1.20
H 1373	12mm	100	11.00	H 1384	12mm	100	12.50
H 1375	25mm	4	.95	H 1387	25mm	4	1.00
H 1376	25mm	100	15.00	H 1388	25mm	100	16.00

AT DOUBLE THE PRICE OUR DAINICHI HIGH FIDELITY SPEAKERS WOULD STILL REPRESENT OUTSTANDING VALUE

Altronic have teamed up with one of Japans most respected speaker designer/manufacturers (Dainichi manufacture OEM speakers for Pioneer) The result, an outstanding range of pure fidelity speakers available to you at IMPORT PRICES for which we will no doubt incur the wroth of our competitors.

CONE TWEETER 50 WATT
50 watt max. power 8 OHM Z.

Amazing performance budget price. Frequency response 2 KHZ-18 KHZ. 110mm Diam. Hole centres 79 mm. Australia's best value at this price.



C 3020 \$7.50
4 or more \$7.00

DOM TWEETER 60 WATT
60 watt max. power.

Silky smooth frequency response. 1.5 KHZ to 20 KHZ. Wide Angle dispersion. Massive power handling capacity. Diam. 94 mm. High spectrum. Purity. Incredible low price!



C 3010 \$14.50
4 or more \$13.50

MIDRANGE 50 WATT
Midrange clarity that has to be heard to be appreciated!

Absolutely 1st class reproduction of mid-range — piano, vocal, guitar, violin etc. Huge 50 watts max. input. 8 OHM. Frequency response 700 - 5 KHZ. Value Plus!



C 3030 \$17.50
4 or more \$16.90

WOOFER 307 mm (12 in.)
40 watts max. power 8 OHM.

Roll edge cone suspension. Resonant to 30 HZ. Frequency range 30-2 KHZ. Smooth, faithful bass speaker. Ideal Hi-Fi replacement. 48 mm voice coil.



C 3040 \$29.50
4 or more \$27.50

OUR MAX POWER RATINGS are conservative RMS ratings NOT music power or peak power ratings that some manufacturers quote.

MAKE UP A LOW COST STEREO SYSTEM The combination of C3010/C3030/C3040 will enable you to make up a simply superb speaker system for less than \$150 (less cabinets) — send stamped addressed envelope for enclosure and crossover designs.

GREAT NEW MOSFET PA AMPLIFIER KIT FROM ETI.

See June '82 150 watts power output.



UNCONDITIONALLY STABLE - SOUND STUDIO SPECIFICATIONS

OUTPUT IMPEDANCE Selectable to low Z voice coil or 100V or 70V line out.

INPUTS 2 mic inputs HI or low Z with speech filter.

1 Aux input.

- Low noise 5534 op amps used
- Noble W/wound power resistors used in output stage for guaranteed stability.

K5030 complete kit as illustrated \$239.00

OR

want a Deluxe studio format finish?

The above kit is also available housed in the superb H0413 racking cabinet.

K5035 \$269.00

ETI 469B PERCUSSION SEQUENCER KIT

Use with the ETI 469 percussion synthesiser. Programmes 8 beats per sequence. Fully synchronised and variable tempo.



K1042 \$19.50

GUITAR PREAMP KIT

SEE EA JUNE '82

NOW YOU CAN OPERATE YOUR GUITAR DIRECT INTO ANY HIFI AMP.



K 1080 \$14.50

GO ANYWHERE 240V PWR. KITS

See EA May and June 82. These great new inverter kits enable you to power 240V appliances for your car, caravan or boat.

30 WATT

Suits small appliances i.e. turntable, tape deck, shaver etc.



K6700 \$55.00

300 WATT

Use to power HIFI, TV set, mains lighting etc. Fully regulated and overload protected.



Low age rate xstal used. All sockets provided for IC's.

K6750 \$185.00

THEREMIN KIT

SEE EA JUNE '82

SUPERFUN WEIRD AND WONDERFUL MUSIC AND SCIENCE FICTION SOUND GENERATOR — WORKS ON HAND CAPACITY.



K1200 \$29.50

SUPERB PEN WATCH

\$12.50 VALUE, ABSOLUTELY FREE WITH EVERY ORDER OF \$100 or MORE!

Offer expires 31/7/82
Uses standard Parker refills
Includes gift box and instructions



CAT X1000 \$12.50 if purchased sep.

NEW 24 HOUR 7 DAYS P/WEEK PHONE ORDER SERVICE FOR BANKCARD HOLDERS

Take advantage of "off peak" low STD phone rates and phone your order to our new recorded 24 hour order service. Give your name, address with postcode, phone number, bankcard number and expiry date then your order — and presto your order will be processed and back to you in a flash — Please nominate Jetservice if you want overnight delivery.

\$2 Delivery Australia Wide: We process your order the day received and despatch via Australia Post. Allow approx. 7 days from day you post order to when you receive goods. Weight limited 10kgs.

\$4 Delivery Australia Wide: We process your order day received and despatch via Jetservice for delivery next day.

Bankcard Holders can phone order up to 8pm (EST) for next day delivery — Sounds incredible doesn't it? Alright you cynics just try us! Weight limit 3.3kgs. Jetservice cannot deliver to P.O. box numbers (Australia Post would have a fit!)

ALTRONICS
105 Stirling St. PERTH
(09) 328 1599
for instant service

All MAIL ORDERS:
BOX 8280 PERTH
Stirling St. WA 6000

ALTRONICS ... ALTRONICS ... ALTRONICS ... ALTRONICS ...

ALTRONICS ... ALTRONICS ... ALTRONICS ... ALTRONICS ...

Xenon flasher for pushbike riders

If you go riding your pushbike on a dark night during a power blackout, you'll need this project. Even if you just ride your bike at nights, being visible to other vehicles is important for safety. A bright flashing light will see to that.

THIS IS an idea which is only just catching on in the US (so who knows how long it will be before it gets proper commercial release here), and it's a good thing indeed. Let's face it — bicycle lights are pretty useless for seeing things, but they serve the valuable purpose of letting the rider *be seen*. It is also not a recent realisation that a xenon flash is easily seen at a distance and potentially very power economical, which is what you want if you have to purchase (and carry) the batteries.

So here it is: the low-cost, high visibility bicycle flash. It will flash for many hours on one single cell, a Nicad being best as you only have to pay about ten times the initial price for 100-500 times the life.


Our prototypes, one constructed using a dismantled \$10 flashgun and one from commercial electronic suppliers' parts, ran for 15 hours and 8 hours at 1 Hz and 4 Hz respectively, on \$7 Nicads. One quarter of this can be expected from \$2 Nicads.

The unit can be recharged from any convenient source including the ETI-563 Fast Nicad Charger, a bicycle dynamo, or the charger we include in this project.

Bits and pieces

As we mentioned before, we have built one 1506 using parts from a \$10 flashgun purchased expressly for this purpose. The advantage of this is that you get the xenon tube, trigger transformer and neon lamp all customised and prepacked. You also get a prewound converter transformer, though we recommend that you wind your own, as we did, as the result is about twice as power efficient.

Alternatively the project can be made entirely from easy-to-find parts, with one small circuit modification. Perhaps



Two versions of the Flasher. On the left, one from a junked photo flashgun; on the right, from over-the-counter parts.



Jonathan Scott

at this stage you are rather confused by all the options, so let's break the project up into its two basic sections and describe how you go about each part.

Our preference


Referring to the circuit in Figure 1, which is our preferred and recommended circuit, you see that it is composed of a dc-ac converter board (taken directly from the ETI-575 Light Wand) and its transformer, and an ac-dc flash driver board. Starting with the latter, if you then have or purchase a cheap flashgun, you will also have the tube, trigger transformer and 220 V neon.

The small flash-type xenon tubes seem to be slightly more light-efficient than the 'U'-tube type locally sold, and are less easily broken, so we prefer them. If you don't get hold of it this way you may have difficulty getting the neon, so we have made provision on the pc board for using three of the local 70 V type (NE2) in series, in place of the single 220 V one.

An advantage of using the 220 V tube is that it delivers a non-regular flash rate, which we feel improves recognisability and reduces risk of confusing you on the bicycle with any other flashing light. We won't go into the physics of why the xenon tube does this, but suffice it to say that the 70 volt types do not have sufficiently significant erratic factors to give a visibly varying rate over short time periods.

If you use the three neons in series, you will have to cut off the SCR's heatsink tab to make the necessary room. This is quite safe, as it dissipates negligible power. See the two overlay diagrams for details of this. The tab can be removed by hacksaw, side cutters or simply by bending it until it fatigues, as it is made of thin, soft metal. This should present no problem. ▶

xenon bike flasher



Inside views of the 'preferred' flash unit.

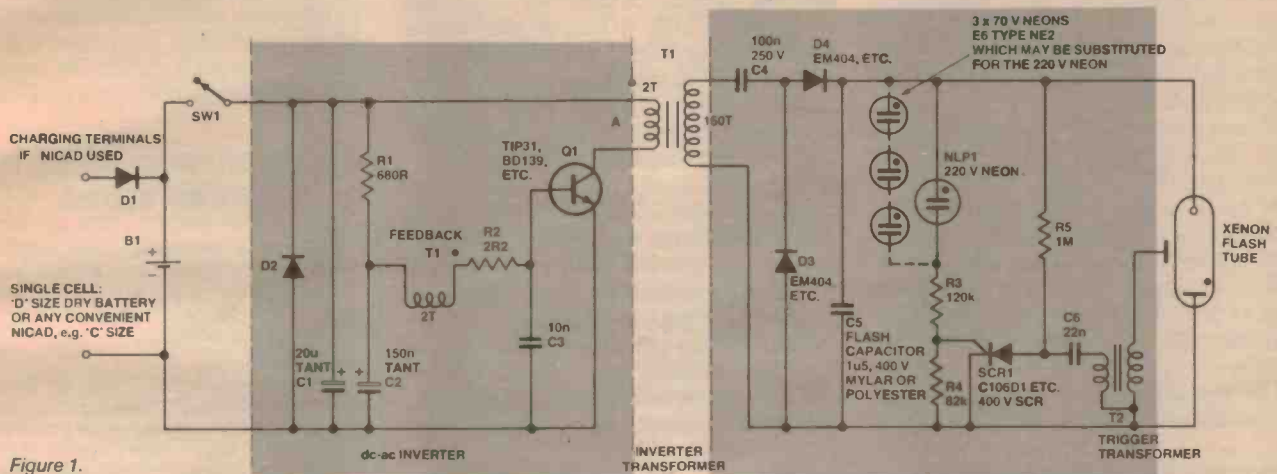


Figure 1.

HOW IT WORKS — ETI 1506

There are two major sections to the circuitry: first the dc-ac inverter, followed by the xenon flasher.

INVERTER

This employs the inverter circuit from the ETI-575 Light Wand (ETI, Aug. '79). This section of the circuit is shown on the left in Figure 1. R1, R2, C2, C3, Q1 and T1 comprise a self-oscillating dc-ac inverter.

Initially, Q1 is turned off. At switch-on, current flows through R1, charging C2. Subsequently C3 charges up via the feedback winding and R2. When C3 reaches about 0.55 volts, Q1 begins to conduct. The feedback winding then forces more current into C3 via R2 because of the phase of its connection. Q1 is then turned hard on. During this positive feedback cycle C2 is actually forced to discharge. R2 limits the maximum base current, and C3 removes fast spikes from the base circuit. These together serve to protect Q1's base.

Eventually, the magnetic field induced by the collector current of Q1 in the primary ceases to increase and the positive feedback ceases. Q1 then begins to turn off and the magnetic field in the core begins to collapse. This produces a negative voltage across the feedback winding which biases Q1 hard off. Then the cycle repeats, R1 and C2 defining the

frequency and the power delivered to the tube, since a constant amount of energy (equal to I^2 max times L) is transferred to the load each cycle.

XENON FLASHER

This part of the circuit is shown on the right in Figure 1. C4, C5, D3 and D4 form a 'diode pump', which rectifies the ac output from the secondary of T1 and will 'fill' C5, the 'reservoir capacitor', after a number of cycles, raising the voltage across it to the peak-to-peak input voltage. On negative excursions of the voltage from the secondary of T1, C4 charges via D3. On positive excursions, the charge in C4 is transferred via D4 to C5, and C4 is reverse charged. The period taken to charge C5 is of course dependent on its capacitance and the peak input voltage, which varies because of the inverter's output impedance. However, C5 will, after some time, exceed the 'breakover' voltage of the neon, NLP1 (or the string of three neons). This then conducts, triggering the gate of SCR1, via R3/R4. Resistor R4 prevents false triggering of the SCR by tying it to the cathode with a relatively low impedance.

Before SCR1 triggers, C6 will have charged up to the supply voltage on C5, via R5 and the primary of T1. When SCR1 fires it suddenly connects C6 directly across the primary of T1, whereupon C6 discharges rapidly, producing a large voltage spike at the secondary. This is

connected to a 'trigger' electrode wrapped around the outside of the xenon flash tube, and the voltage stress produced causes the gas inside the tube to ionise. Current then flows between the anode and the cathode of the xenon tube, the gas emitting much light in the process. The current flowing in the xenon tube discharges C5. When the voltage on C5 falls far enough, the xenon tube cannot maintain ionisation and it ceases conducting, as does NLP1. The SCR1 will also return to the non-conducting state as less than the anode-cathode latching current required flows through R5. Thus C5 starts re-charging and the whole cycle repeats.

The point at which NLP1 ionises varies with the immediate electrostatic field it is experiencing and also with the ambient radiation level, as these are significant factors in the ionisation process in neon lamps of this type. Thus flashing is erratic when a 220 V neon is used.

The function of diode D1 is to prevent B1 discharging via the charging terminals if they are accidentally shorted, while D2 protects Q1 in the event of reverse polarity connection of the battery. (This is particularly likely if you ever use dry batteries, as they are changed often and it's easy to slip them in a battery holder the wrong way round.)

Capacitor C1 provides a low impedance bypass for the supply rail.

Project 1506



Overall view of the Flasher constructed from a cannibalised flashgun.

Converter circuit

Considering the converter circuit, we decided we would build one ourselves and 'borrow' one from a commercial flashgun. Ours turned out to be more power efficient, and quite easily adapted to using only 1.2 V of supply. It is, of course, the more effort-consuming option, as you have to wind your own transformer and make up an ETI-575 pc board, but this is the more pleasing way, electronically speaking.

If you have bought a flashgun that uses one, two or four cells, you must of course use that number if you want to use its transformer. You will have to quickly trace out their circuit to get the pin connections of the transformer before you dismantle it. It is almost certain to look like Figure 2, from which you can get a converter circuit like Figure 3.

Use the original transistor(s) as well if you like. We used a BD139 to show

that it too will do the job. We suggest you only undertake this if you know what you are doing tracing around someone else's pc board.

Housing

We elected to build our units in the same perspex tubing which we used for the Light Wand. It has 26 mm inside diameter and 32 mm outside diameter, and so just accommodates the 'C' size batteries neatly. There is no reason why you can't build it in any transparent housing, such as a plastic kitchen container, and use a battery larger or smaller as you wish. A penlight Nicad will comfortably run the unit, though not for as long as a 'C' cell, as its capacity is 0.45 Ah rather than about 1.8 Ah (if you have the high density ones).

The charger circuit supplied here is specially designed to charge a single or two 1.8 Ah batteries, and is thus suitable for the units as we have built them.

A dynamo on a bicycle may also be used, connected directly to the charging terminals. The series charging diode must be a 3 A type.

One last note. C5, the flash capacitor, can be any value from 0.5 μF to about 10 μF . We used 1.5 μF . The larger its value, the brighter the flash, but the less frequent. 1.5 μF gives about 3-4 Hz, visible for at least a kilometre of open ground. You may select the capacitor you use for its physical convenience, as we did.

INVERTER TRANSFORMER, T1 WINDING DETAILS

Potcore

Phillips P26/16, 3H1 material, ue68 potcore with single section former, No. 4322-022-28250. Alternatively, a P18/11, 3H1 material, ue1750 potcore could be used. It is physically smaller, which may be an advantage.

Secondary winding

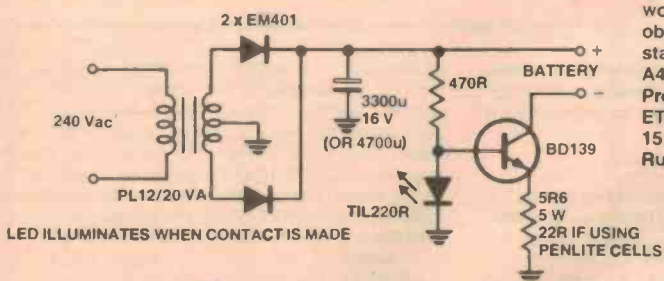
This should be wound first. Wind on 150 turns of 0.2 mm diameter enamelled copper wire (32 B&S), close-wound in layers. As you complete a layer, wrap a length of sticky tape over it before winding the next layer. You'll take about four to six layers. Put a layer of sticky tape over the completed winding.

Primary and feedback

These are wound *bifilar* — two lengths of wire wound side by side. Two turns are required. Use any convenient wire diameter greater than or equal to 0.5 mm (e.g.: 22 B&S enamelled copper). Note: Mark the start leads of each winding — these correspond to those points on the circuit marked with a '•'.

If you've never done this sort of thing before, the article on the ETI-575 Light Wand (August '79) gives a detailed description of the sort of technique employed.

Charger for Nicads suitable for the Flasher



NOTE: Printed Circuit artwork for this project can be obtained by sending a stamped, self-addressed A4-sized envelope to:
Project 1506 Artwork
ETI Magazine
15 Boundary St
Rushcutters Bay NSW 2011

Figure 2. Typical circuit of a flashgun.

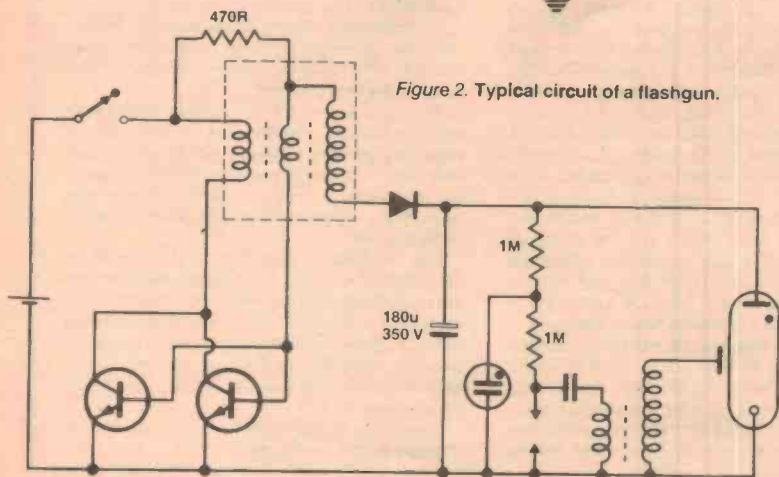
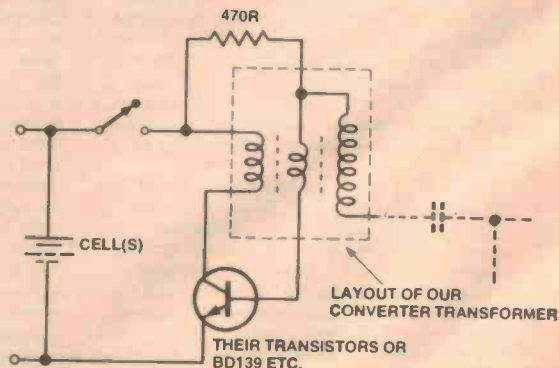
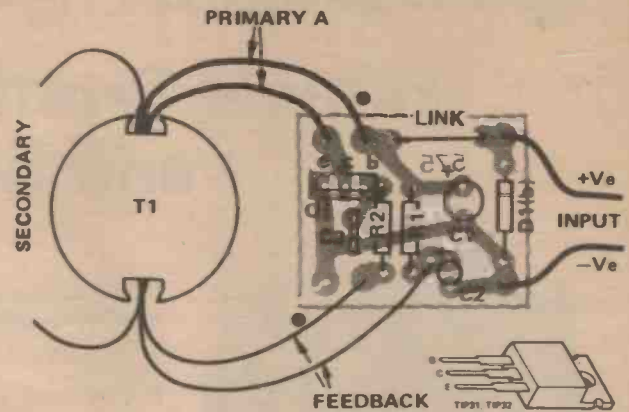
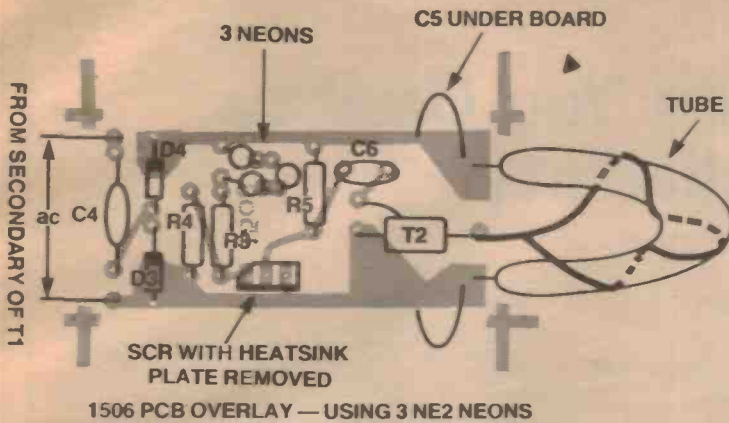


Figure 3. Converter circuit from typical flashgun.



xenon bike flasher



Construction

Construction is best commenced by winding the converter transformer, T1, if you're not using one from a cannibalised flashgun. Details are given in the accompanying panel. Having wound this, carefully scrape about 10 mm of the enamel from the end of each wire and tin carefully. Make sure you have the leads clearly identified.

The inverter board should now be assembled. This employs the ETI-575 pc board, and the accompanying component overlay shows the general construction and wiring. As usual, watch component orientation with D2, Q1, C1 and C2.

The flasher board can now be assembled. The component overlay shows general assembly for the U-shaped tube, but accompanying photographs show how a straight tube from a flashgun was mounted. Note that the discharge capacitor, C5, is mounted on the 'underside' of the pc board (i.e. copper side). Again watch the orientation of semiconductors. If you've gutted a flashgun, the single 220 V neon mounts between the free end of R3 and the track to the cathode of D4.

With the U-shaped flash tube, note that a length of tinned copper wire needs to be wrapped around the tube as a trigger electrode, and connected to the secondary of the trigger transformer, T2.

Once it's all together, apply power and see that it flashes as desired. If not, check the voltage across C5. If nothing there, reverse the feedback winding connections on T1 and it should work.

The housing is left up to you as individual requirements are likely to vary widely. If you want to mount the project in a perspex tube, the technique is described in the ETI-575 Light Wand article, ETI August 1979, p.55.

Happy flashing!



Close-up of Flasher construction from gutted flashgun, top side.



Same unit, bottom side.

PARTS LIST — ETI 1506

Resistors all ½W, 5%

R1*	680R
R2*	2R2
R3	120k
R4	82k
R5	1M

Capacitors

C1*	20u tant.
C2*	150n tant.
C3*	10n greencap
C4	100n/250 V poly.
C5	1u5/250 V poly. This could be any value from 470n to 10u, at least 250 V or greater rating.
C6	22n/250 V poly.

Semiconductors

D1, D2	1N5404, A15P; 3 A diode. (1 A type may be used if slow charging only is used)
D3, D4	400 V (PIV), 1 A diodes — EM404 or sim.

Q1	TIP31 or BD139, etc.
SCR1	C106D1 or similar 400 V SCR

Miscellaneous

T1*	see winding details or text
T2	trigger transformer for xenon flash tube** (e.g. Circuit Components TR4KN)
NLP1	220 V neon or 3 x 70 V NE2 type neons.
B1	single Nicad battery
SW1	SPST miniature toggle switch
Xenon flash tube** (e.g. Circuit Components type MFT1210); ETI-575 and ETI-1506 pc boards; clear case or tube to suit.	

* Delete these components if using inverter components from flashgun.
** These components may come from scrapped flashgun.

Price estimate

\$25-\$28



Hitachi Promise You Quality and Reliability



Hitachi Oscilloscope
V-1050F/100MHz

1. Large Bright 8 X 10cm screen.
2. Quad trace operation.
(CH1, CH2, A trigger and B trigger)
3. High sensitivity 500 μ V/div (5MHz)
4. High accuracy $\pm 2\%$ (+10 to 35°C)
5. Alternate time base operation.
6. 20 MHz bandwidth limiter.
7. Full TV triggering.

Hitachi Portable Oscilloscopes

V-650F	DC~65MHz DUAL-TRACE DELAYED SWEEP
V-353F	DC~35MHz DUAL-TRACE DELAYED SWEEP
V-203F	DC~20MHz DUAL-TRACE DELAYED SWEEP
V-352F	DC~35MHz DUAL-TRACE
V-302F	DC~30MHz DUAL-TRACE
V-202F	DC~20MHz DUAL-TRACE
V-152F	DC~15MHz DUAL-TRACE
V-151F	DC~15MHz SINGLE-TRACE

Hitachi Mini Portable Oscilloscopes

V-509	DC~50MHz DUAL-TRACE DELAYED SWEEP 215(W)X110(H)X350(D)mm 5kg
V-209	DC~20MHz DUAL-TRACE 215(W)X110(H)X350(D)mm 4.5kg



STANDARD COMPONENTS PTY. LTD.

10 Hill St., Leichhardt N.S.W. 2040
PH. (02)660.6066 (13 lines)



AWA New Zealand Limited

Wi-neera Drive, Porirua, N.Z. P.O. Box 50-248
Telephone PRO 75-069

RISTON 3000

Sensitized P.C.B. Material

"TO GO"

Inches	Single	Double
24 x 18	\$22.50	\$30.00
18 x 12	\$12.50	\$16.00
12 x 12	\$8.00	\$10.75
12 x 6	\$4.50	\$5.85
12 x 3	\$2.50	\$3.25

DISCOUNTS

\$100 Less 10% \$250 Less 12½%
\$1000 Less 15%
Plus Sales Tax If Applicable

COMPONENTS, ACCESSORIES

"WITH THE LOT"

SPECIALIST SCHOOL SUPPLY SERVICE

"SUNNY SIDE UP"

Developer Concentrate \$4.25 per litre

3M Brand Scotchcal
and Image 'N Transfer



101 Burgundy St,
Heidelberg 3084
(03)458 2976
Melton
(03)743 1011

Telex AA37678
**ELECTRONIC COMPONENTS
& ACCESSORIES**

RADIO REMOTE CONTROL

CUSTOM MADE HIGH
SECURITY LOW POWER
RADIO CONTROL UNITS

IDEAL FOR RADIO REMOTE
SWITCHING OF A MYRIAD OF
MECHANICAL DEVICES
INCLUDING:

- ☆ DOORS AND GATES
- ☆ LIGHTS ☆ CAMERAS
- ☆ SLIPWAYS ☆ VEHICLES

A FULL DIGITAL SYSTEM,
BINARY CODED FOR
MAXIMUM SECURITY WITH
SWITCH SELECTABLE
CODING.

FOR DETAILS CONTACT:

Silverstone

ELECTRONICS

6/2 SCHOFIELD ST., RIVERWOOD
NSW 2210. PH: (02) 533 3517

MOSS COMPONENTS

PO BOX 324, FAIRFIELD, NSW 2165.

**FIRST
BIRTHDAY
SALE!**

**MAIL ORDER SUPPLY
SPECIALISTS**



**10% OFF CURRENT
PRICES
FREE PACK & POST
UNTIL
31st August
Write for
FREE
Catalogue**

LOW COST-BUT JAYCAR QUALITY

THE ONLY THING THAT JAYCAR DOES'NT DISCOUNT IS QUALITY!!!

ETI 498 150(RMS) P.A. AMP

Ref: ETI. JUNE 1982



Featuring 150W Mosfet power, Automatic microphone level, 100/70V line-out. Jaycar has all the parts for this much-sought-after project.

ETI 499 Mosfet module	\$79.50
PF4361/1 Power transformer (or sim)	\$39.50
ETI 498 Module	\$39.50
K2W C-12B4 Case	\$16.50
300mm Heatsink	\$11.95
OP 590 Line out transformer	\$45.00

Lyrebird Piano Kit REF: EA 11/81-1/82

NEW LOW PRICE...

\$475
SAVE \$50!!!



NEW LOW PRICE!!

Because we are shipping keyboards and other expensive components in bulk due to high demand, we can pass savings on to YOU.

You can now have a magnificent "Lyrebird" six octave touch sensitive piano for only \$475! That's a staggering \$50 off the old price.

REMEMBER!! THE LYREBIRD OUTPERFORMS READY BUILT PIANOS COSTING UP TO THOUSANDS OF DOLLARS MORE. WHY PAY MORE WHEN YOUR CONSTRUCTION KNOWLEDGE CAN SAVE YOU A FORTUNE?

7% OCTAVE (88 NOTE) VERSIONS \$589

* Stand \$75 extra

EXPERIMENTER BREADBOARDS


As many disappointed customers are aware, we have been unable to keep up with demand. We now have ample stocks with an extended range.

WB. DN- TOTAL 100 HOLES	\$2.50
WB. TN- TOTAL 640 HOLES	\$8.95
WB. 2N- TOTAL 840 HOLES	\$12.95
WB. 4N- TOTAL 1680 HOLES	\$24.50
WB. 6N- TOTAL 2420 HOLES	\$39.50

We also have a small quantity of US Made "Continental Specialities" Experimenter Boards at up to 50% off. Hurry! Personal shoppers only.



'TEX TOOL'



\$12.50

24 PIN Zero-Insertion Force I.C. Sockets. Great for E-PROM Burners etc.

SUBWOOFER



This unit has been extremely popular with audio enthusiasts right across Australia. EA have designed a special crossover/booster amp just for this unit. Now you have no excuse to build a subwoofer system to enjoy those thrilling low notes from pipe organs, synthesizers, 1812 cannons etc!!

SPECS:

Diameter 10" (250mm) Cast frame
 QT = 0.39 VAS = 63l
 Power handling = 100WRMS
 Free Air Resonance: 32Hz +1Hz
 Voice Coil = 2" (51mm) DIA
 Magnet Assy: 3kg (6.6 lbs.)

ONLY \$79-50

Speaker cabinet design provided FREE with each unit!!!

Amplifier/crossover to suit subwoofer

Ref: EA JULY 1982


State-of-the art power Mosfet technology combined with an active low pass filter results in a subwoofer amp without equal anywhere!!

FEATURES: Around 100WRMS Drive capability
 Low pass (subwoofer) filters on board.
 Can hook up to preamp out or poweramp out.
 Power supply on board.
 (Transformer needed. ONLY \$39.50)

ONLY \$79

vocal canceller

* Ref: EA April 1982



This project enables you to cancel out a singers voice on a record so that you can insert your own.

BE A STAR FOR ONLY **\$19.50**

GUITAR BOOSTER FOR STEREO AMPS

REF: EA JUNE 1982



Use your Electric Guitar on your home HI-FI. Saves you the expense of a practice amp.

Complete kit - ONLY \$ 14.50

syntom

Original design from the UK magazine "Electronics and Music Maker" April 1981. Self-contained unit produces a variety of fixed and falling pitch effects. Trigger by tapping the unit itself or by striking a drum to which the unit is attached. The Jaycar "SYNTOM" comes complete with high quality pre-drilled moulded all ABS box 152 x 80 x 47mm with professional silk screened front panel.

FEATURES: Decay from less than 0.1 second to several seconds, pitch control, sweep control and volume on/off.



Only **\$32.50**

THIS MONTH ONLY!! SAVE \$4.00

Jaycar

125 YORK ST SYDNEY 2000

Ph. 2646688 Telex 72293

Mail Orders To:

Box K-39 Haymarket 2000

Post and Packing charges



NEW SHOP HOURS

Mon-Fri 8.30 to 5.30pm

Sat 8.30 to 1.00pm

Thurs night to 8.30pm

\$5-\$9.99 (\$1.20) \$10-\$24.99 (\$2.40)

\$25-\$49.99 (\$3.50) \$50-\$99.99 (\$4.60)

\$100 up (\$6.20)

13.8 V regulated high current supply

Here's a supply that's just the thing for operating transceivers, RF power amplifiers, etc, or anything that requires a 13.8 Vdc (nominal) supply and pulls more amps than the general run of 'CB' type power supplies can deliver.

MANY AMATEURS operate a mobile VHF or UHF transceiver at home as well as in the vehicle — it's convenient and economical. Until a year or so ago, most of these transceivers ran about 10 W output, drawing up to 2 A from the 12 Vdc (nominal) supply. Then transceivers delivering 25-30 W and incorporating multimode operation appeared on the market. These draw about 6-7 A from the 12 Vdc supply, and owners of 10 W output transceivers often add an 'afterburner' to boost the transmitter output. The ETI-710 (April '76) and ETI-716 (Jan. '78) 2 m booster amplifier projects provided around 40-45 W output on 2 m from a drive of 10 W, drawing around 7 A from a 12.5 V supply. A number of commercial amplifiers giving similar performance is available, too.

For novices, HF band transceivers, such as the Yaesu FT-7, are popular, but operate from a 12.5 Vdc supply. The FT-7 draws about 3.3 A on transmit, and similar transceivers from other manufacturers are much the same. Trouble is, the common 'CB'-type power supplies are generally rated to deliver only 2 A continuous, and while some will deliver up to 4 A intermittent, a 3 A load is too much for them.

Marine VHF FM band transceivers require a dc supply and, as they run 25 W, CB-type supplies are unsuitable if mains operation is contemplated for a base installation.

This power supply is intended to suit all the sorts of applications mentioned above — and any others you can think of where dc-operated equipment draws more than 3-4 A.

As most dc operated equipment is specified to operate from a 13.8 V

supply, that's the output voltage we have settled on. The current rating we have quoted is based on several factors. Firstly, while the transformer specified has a secondary rating of 18 V/6 A, it is capable of delivering much more before the secondary output voltage loads down seriously. In addition, transformer temperature rise needs to be taken into account. Hence we determined a current rating by experiment, taking these factors into account, and it turns out to be 7.5 A. However, as much as 10 A can be drawn from the supply intermittently. At this point the regulator circuit cannot maintain output voltage, as the input-to-output differential begins getting a little too low. Short circuit current limit was set at this point too, for convenience.

No current meter was provided as this project was not intended as a test bench supply. The only indicators are a bezel lamp to indicate the supply is on and an 'overload' LED to warn that the supply has gone into current limit should you attempt to draw too much current or have a short circuit on the output.

Design notes

A capacitor-input bridge rectifier provides about 25 V input to the regulator circuit. This consists of a 12 V three-terminal regulator with output current being boosted by a pair of MJ15004 PNP bipolar power transistors connected in parallel. Current limiting is provided by a Darlington pair, Q1 and Q2, which senses the emitter current through the power transistors. When the current exceeds an amount determined by R2 (about 10 A), Q2 and Q1 turn on, Q1 robbing Q3 and Q4 of base

current drive and preventing further increase in output current. When Q2 turns on, LED1 will turn on, providing indication of the overload condition.

The output voltage is determined by the three-terminal regulator, IC1. Its reference terminal is 'jacked up' by 1.8 V by the drop across the diode string D1 to D3, resulting in an output voltage of 13.8 V.

Construction

We housed the power supply in a large K&W case, model C1064, measuring 155 x 155 x 255 mm overall. This has a U-shaped aluminium chassis with an etched front panel and four plastic feet that mount on the bottom. The case lid is steel, with ventilation slots punched in it and edges which wrap around the front and rear panels. It is secured by eight screws, four on each side panel. We made up a plastic Scotchcal stick-on label for the front panel.

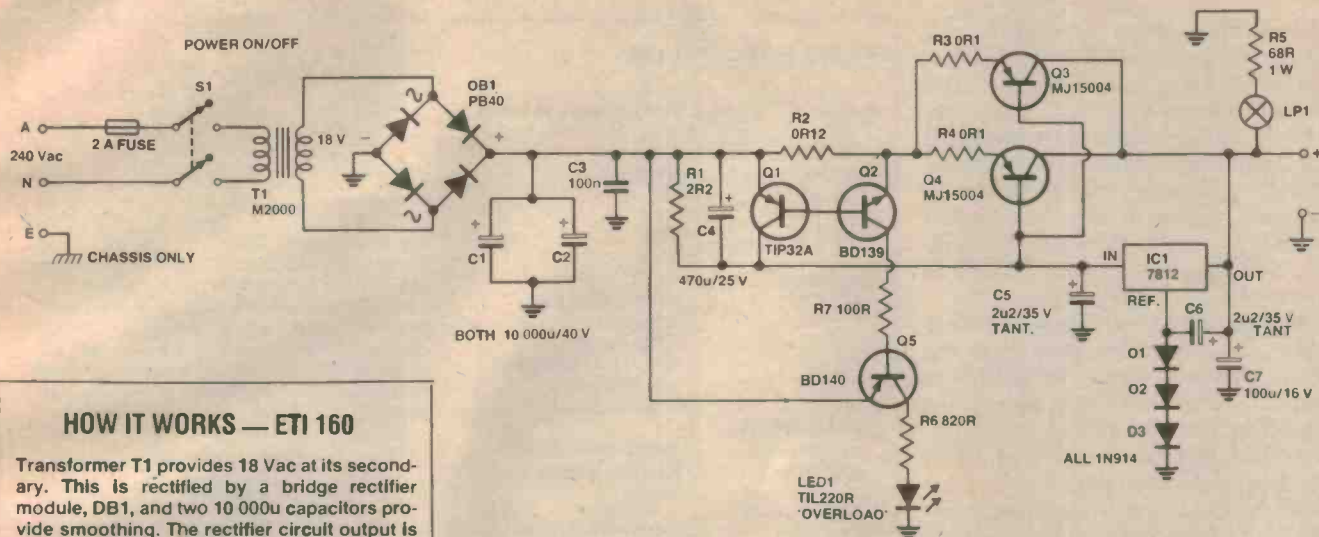
Layout is generally non-critical, so components were placed in convenient positions. The heatsink carrying the major regulator components was mounted in a vertical position in the centre of the rear panel. The transformer was mounted on the bottom of the chassis, slightly to the right of centre, and the rectifier components were mounted to the rear panel. The over-current protection components were mounted on a small piece of matrix board on the bottom of the chassis, just to the left of centre and immediately behind the output terminals.

Unless you are purchasing this project as a kit with prepared metalwork, construction starts with the mechanical work. The heatsink should be tackled



Roger Harrison
Geoff Nicholls

13.8 V supply



HOW IT WORKS — ETI 160

Transformer T1 provides 18 Vac at its secondary. This is rectified by a bridge rectifier module, DB1, and two 10 000u capacitors provide smoothing. The rectifier circuit output is around 25 V, and this is applied to the regulator circuit, which consists of Q1 to Q4, IC1 and associated components. Q5 drives the overload indicator LED.

IC1 is a positive 12 V three-terminal regulator, such as a 7812 or similar. A parallel pair of PNP power transistors, Q3 and Q4, are arranged to boost the output current. A portion of the input current to IC1 flows through the base-emitter junctions of Q3 and Q4. Their collectors are connected to the output and, as they are operated here as current amplifiers, the load current supplied is much greater than the three-terminal regulator can provide. Resistors R3 and R4 ensure collector-emitter currents through Q3 and Q4 are shared equally. About 300 mA of the load current is contributed by IC1.

The reference pin of IC1 ('REF.') is raised by about 1.8 volts by the three series-connected diodes, D1, D2 and D3. They are forward biased by the bias current that flows from IC1's reference pin. Thus the output voltage is nominally $12 + 1.8 = 13.8$ volts.

Over-current protection is provided in the following way: when the load current passing through Q3 and Q4 exceeds about 10 amps, the voltage across R2 will be about 1.2 volts. This will forward bias the base junctions of Q1 and Q2, which will turn on. When Q1 turns on, its collector-emitter junction effectively shunts the bases of Q3-Q4, robbing them of drive current and thus limiting their collector current. When Q2 turns on, its collector current forward biases the base-emitter junction of Q5, turning it on. The collector current of Q5 flows through LED1, which lights, indicating the overload condition.

For thermal protection, IC1 is mounted on the heatsink along with Q3 and Q4. Three-terminal regulators incorporate a 'thermal shutdown' mode where, upon reaching an internal junction temperature of 150°C, circuitry on the chip shuts off the output.

Capacitor C3 is a high frequency bypass for the regulator circuit input. Capacitor C4 prevents instability of the overload protection circuit. Capacitor C5 ensures stability of IC1, while C6 improves transient response. C7 provides a low impedance ac shunt for the regulator circuit output. Lamp LP1 provides indication that the supply is on.

Note that the chassis is not connected to the regulator circuit common rail, and the whole circuit 'floats', permitting negative or positive grounded equipment to be connected without fear of possible shorts between the equipment and the power supply.

SPECIFICATIONS ETI-160 POWER SUPPLY

Output voltage	13.8 Vdc
Output current	
continuous	7.5 A
intermittent	10 A
Regulation	
0-7.5 A	50 mV
10 A	1.3 V

first. Mark out and drill the heatsink according to the accompanying drilling diagram. When drilling the TO3 pattern for the MJ15004 transistors, drill the lower bolt clearance holes first and then use the transistor insulating washer as a template to mark out the positions of the emitter and base pins and the other bolt hole. The emitter and base holes can be drilled to whatever clearance suits you — say 3 mm or 5 mm.

Don't forget the mounting holes on the heatsink flanges.

Using the drilled heatsink as a template, place it on the rear panel of the case as centrally as possible, flanges down and with the fins vertical. Now mark the positions of the four mounting holes and drill them to 3 mm. Draw two lines on the case rear, diagonally between the mounting holes just drilled. Where they cross, drill a 9 mm or 10 mm hole and insert a rubber grommet in it (that's a 3/8" grommet — they don't seem to have gone metric yet).

The transformer mounting holes should be drilled next. Place the transformer in the bottom of the case, orientated as shown in our internal picture, about 10 mm or so from the rear panel and about 15 mm to the right of the approximate centre line (when viewed from the front). The grommet you just inserted marks the approximate centre line. Mark and drill the trans-

former mounting holes to 6 BA clearance (3 mm is fine). Next mark and drill the mains cable entry hole, the fuseholder hole and holes for the mains cable clamp and terminal block. We mounted the fuseholder above the mains cable entry hole. The terminal block and cable clamp were located in a convenient position adjacent to the transformer on the bottom of the case. Drill a hole for the mains earth lug-mounting screw near the rear corner foot-mounting hole. When the mains cable is installed, the earth lead will thus be the longest, ensuring it is the last to break should the mains cable become detached.

The front panel may be marked out and drilled now, using the artwork or Scotchcal as a template. You can lay the artwork directly on the front panel and prick through it with a scriber or other sharp-pointed instrument at the hole centres. Or, you could trace the hole centres on tracing paper and mark them in the same way.

Three more holes need to be drilled in the rear panel — two to mount the clamps that secure the filter capacitors, and one for the bridge rectifier. The two 10 000 uF filter capacitors are each secured to the rear panel with a 30 mm diameter cable clamp. They are a bit larger in diameter than the caps so we used a strip of double-sided sticky tape to build out the diameter so the clamps gripped effectively. The general mounting and wiring arrangement of the caps and rectifier is shown in the accompanying diagram. Twist the positive and negative leads of the caps together. The positive leads can be brought through the +ve terminal of the bridge rectifier, as we did, if you're careful.

The Scotchcal front panel may be mounted now. We used the plastic-type ▶


Project 160

Scotchcal, but these need attaching with care to avoid bubbles and ripples. The way we have found best is to first peel the backing from one edge, align the label with the edge of the case and rub it down firmly. Then, peeling off the backing as you go, smooth the label onto the panel, taking it slowly to avoid bubbles and ripples forming. If you do get a bubble, try to smooth it towards the nearest edge to remove it.


Use a sharp knife or scalpel blade to cut the Scotchcal label away over the holes in the front panel. When this is finished, all the components that mount on the front panel can be attached: the two output terminals, overload LED, bezel lamp and mains switch.

Since there are relatively few components, we have used a point-to-point wiring technique rather than assembling most components on a pc board. The regulator components are soldered on a tagstrip mounted in the heatsink 'well' and between this and the device pins. The overload protection components mount on a small piece of matrix board, as can be seen in our internal photograph.

Mount the power transistors, Q3 and



Inside the heatsink.



Inside the chassis, showing general component location.

PARTS LIST — ETI 160

Resistors all 5%, powers as noted

- R1 2R2, 1W
- R2 0R12, 10W
- R3, R4 0R1, 5W
- R5 68R, 1W
- R6 820R
- R7 100R

Capacitors

- C1, C2 10 000u/40 V Elna RB electro.
- C3 100n greencap
- C4 470u/16 V RB electro.
- C5, C6 2u2/35 V tant.
- C7 100u/16 V electro

Semiconductors

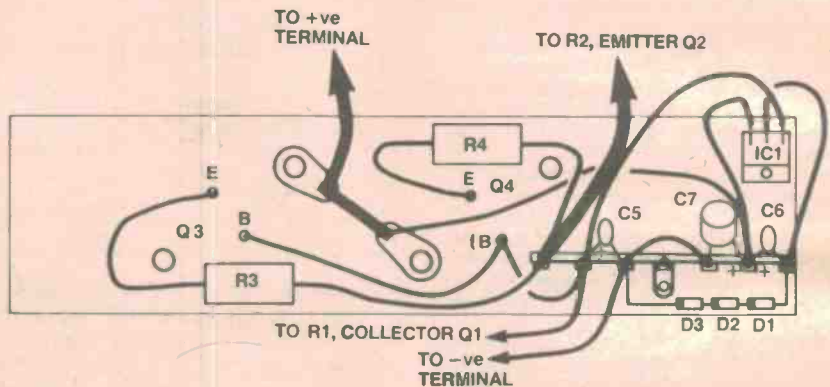
- D1-D3 1N914, 1N4148, etc.
- DB1 PB40, 40 A bridge rectifier

- IC1 7812
- Q1 TIP32
- Q2 BD139
- Q3, Q4 MJ15004
- Q5 BD140
- LED1 TIL220R

Miscellaneous

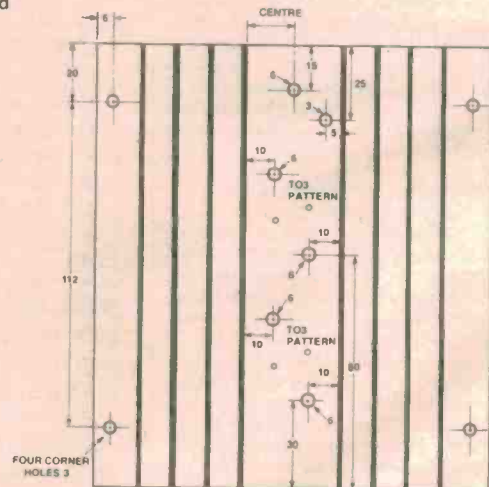
LP1 — 6 V/100 mA E.S. lamp; S1 — DPDT 240 Vac rated paddle switch; T1 — 18 V/6 A transformer, e.g. D.S.E M2000; case — K&W C1064; bezel mount for lamp LP1; LED mounting hardware; 240 Vac cable and plug; terminal block; two grommets; cable clamp; three tag strips; Scotchcal front panel; heavy duty terminals; 150 mm length of 45D6CB heatsink; transistor insulating washers, etc; 4 x 6 mm standoff pillars; nuts, bolts, wire, etc.

Price estimate
\$72-\$80



Wiring inside the heatsink.

NOTE: Front Panel artwork for this project can be obtained by sending a stamped, self-addressed A4-sized envelope to:
Project 160 Artwork
ETI Magazine
15 Boundary St
Rushcutters Bay NSW 2011



13.8 V SUPPLY
HEATSINK DRILLING
VIEWED FROM MOUNTING SURFACE
SIDE OF HEATSINK
ALL MEASUREMENTS IN MILLIMETRES

Drilling the heatsink.

Q4, and the three-terminal regulator, IC1, on the heatsink, along with the tagstrip. You'll have to bend up the legs of IC1 back over its body. Carefully deburr all holes on the heatsink first and use mica washers and insulating bushes to mount them. Smear the mica washers with thermal compound beforehand. Use solder lugs under the nuts on the two mounting screws nearest to one another on Q3 and Q4 — as shown in the accompanying wiring diagram for the heatsink components. With a multimeter, check that the cases of Q3 and Q4 and the tag of IC1 are not shorted to the heatsink. If they are, disassemble the offending device and fix the problem before continuing.

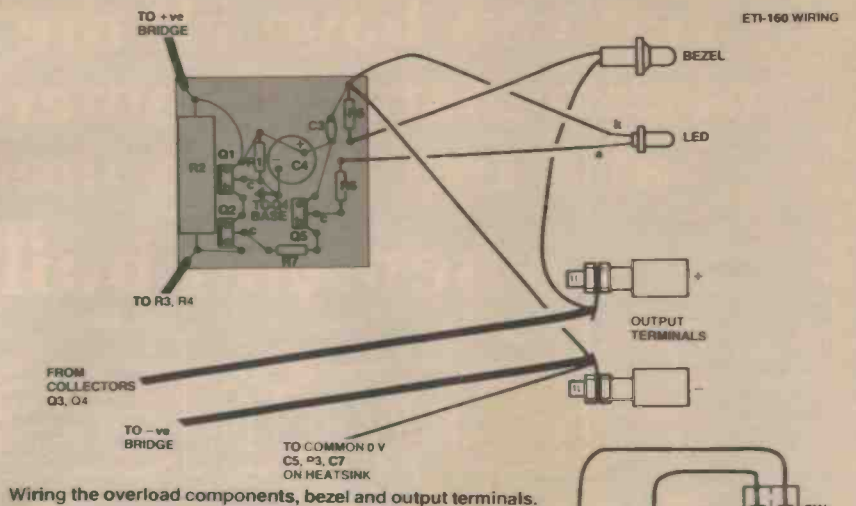
Solder the three 1N914 diodes (D1-D3) in series, with short leads between each, and solder them to the tagstrip as per the heatsink wiring diagram. Now solder C5, C6 and C7 to the tagstrip. Complete the wiring on the heatsink. Wire the collectors of Q3 and Q4 together using heavy duty hookup wire — preferably 32 x 0.2 mm. This point and the junction of R3 and R4 should then have 250 mm lengths of heavy duty hookup wire attached, ready for wiring to the +ve output terminal and the emitter of Q2 respectively.

Two more wires run from the heatsink circuitry to inside the chassis — to the collector of Q1 and the +ve output terminal. Again, these should be 250 mm long, but only ordinary hookup wire is necessary. The heatsink assembly can now be mounted on the rear panel using 6 mm spacers.

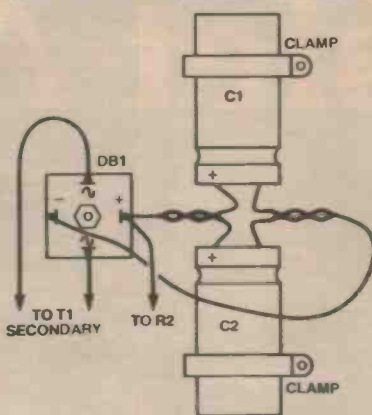
To mount the overload protection components we used a piece of matrix board about 55 mm square. General layout and component wiring is shown in the accompanying diagram. Remember to drill mounting holes in the matrix board and the bottom of the chassis. When completed, this board is mounted using 6 mm spacers.

Complete the construction by bolting in and wiring up the power transformer, the mains cable, fuse and switch, and the components mounted on the front panel. Note that it is important to use heavy duty hookup wire (at least 32 x 0.2 mm) between the filter caps' negative terminals and the -ve output terminal as well as from the rectifier's positive terminal to R2. Don't forget to bolt the four feet on the case.

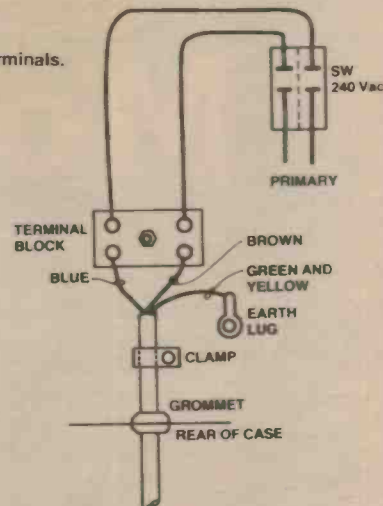
We used a 6 V/100 mA globe and a series resistor for the bezel lamp. You may have to change the value of the series resistor (R5) to accommodate globe rating. A 12 V globe could be used without a resistor, if you wish.



Wiring the overload components, bezel and output terminals.



Wiring the rectifier and filter capacitors.



Mains cable wiring. Be sure to sleeve all exposed connections for your own protection.

Testing it

Carefully check all your wiring. If you're satisfied all is well, plug in and switch on. The bezel lamp should light immediately. Check the output with a multimeter. It should read within ± 100 mV (0.1 V) of 13.8 V. If not, switch off and trace the fault. If the output is around 25 V, you have a fault in the regulator wiring. If the output is greatly lower, look for faulty rectifier wiring, or even a faulty rectifier (rare). Generally, problems will be caused by a wiring error.

If the output voltage is OK, you can apply a load and see what happens. A 100 W load consisting of a single car light, or a combination to make up that power, will draw around 7.25 amps. The output voltage should drop no more than 50 mV.

If you can make up a load to draw 10 A (you'll need two multimeters for this one), check that the output does not drop lower than 12.4-12.5 volts.

A multimeter capable of reading at least 12 A can be used to check the over-

load protection. Connecting the meter directly across the output terminals should result in a current of a little over 10 A (some 300-400 mA of the load current is contributed by IC1). This may vary somewhat, depending on the exact value of R2. If R2 is low, you may have to parallel another resistor across it to bring the overload current closer to 10.5 amps.

The overload LED should light when the load draws more than 10 amps.

When an overload remains on the supply for some time, the temperature of the heatsink will rise until IC1 reaches its temperature cutout point, at which stage it will turn off, turning Q3 and Q4 off, until the heatsink temperature drops. If the overload is still there when IC1 turns back on again, the process will be repeated until the overload is removed. This provides thermal protection to the unit. That's it!

We think you'll find this supply a very handy adjunct to the shack or workshop.

you can have all the features
of expensive commercial amps
at a fraction of their price

...when you build the

Playmaster Mosfet Amp

This is it: the new Playmaster Power Mosfet Stereo Amplifier, as described in January 1981 issue of Electronics Australia. It's the latest in the incredibly successful series of Playmaster Amplifiers (over 10,000 Twin 25's and 40/40's built!) but this one really has everything!

- State-of-the-art POWER MOSFETS!
- Low-noise FET input pre-amps!
- Over 50 watts per channel!
- Speaker switching plus loudness & muting controls!
- And a brand new professional styling!
- Complete with our famous step-by-step instruction manual!

**OUR MOST
POPULAR
KIT EVER!**



Cat. K-3515

DSE/A166/PAI

**SAVE OVER \$10.00: This kit
INCLUDES the optional loudspeaker
protector circuitry: AT NO EXTRA CHARGE!**

\$165⁰⁰

DICK SMITH Electronics
SEE PAGE 19 FOR ADDRESS DETAILS



Speech Generation at an incredibly low price

TURTLE TALK™

\$298.50 incl. sales tax

\$254.00 plus tax

For Plugging into the Tasman Turtle™ to give the world's first talking robot for general use, or as a stand alone board for special projects, talking keyboards, aids for disabled or linguistic experiments.

FEATURES

- Vocabulary expansion by simply plugging in more ROMS • Standard 143 word vocabulary all the letters of the alphabet and all numbers • Expandable to approx. 600 words • Unlimited combinations of words to form phrases, sentences, etc.

THESE FEATURES ALLOW PHONEME RECONSTRUCTION METHODS

- Interrupt facility to use the start of words • Mute facility to allow use of the internal parts of words • Command facility allows words to be cut short • Prefix and suffix words for combinations

All circuitry on board for interfacing, ROM expansion, power supplies and audio amp.

EDUCATIONAL

ROM's with French, German, Italian and other languages can plug in also. Have many languages on the one board! Both American and European English available. Spelling is determined by the programmer. Comprehensive Manual with applications included.

INTERFACING CIRCUITING ON BOARD

Two interfacing methods can be used with many variations for each:

- Data Control Interfacing uses multiplexed data bus.
- Direct Control Interfacing uses parallel port control pins.

Can be used with all popular micro-computers including System 80, TRS 80, Apple II, Superboard II, etc.

Can even be used as stand alone board with discrete circuitry or switches. Have your message spoken to visitors at the door while you are away. Have the radio tell you what station it is on.

INDUSTRY

Suitable for process control and alarm warnings.

PROGRAMMING

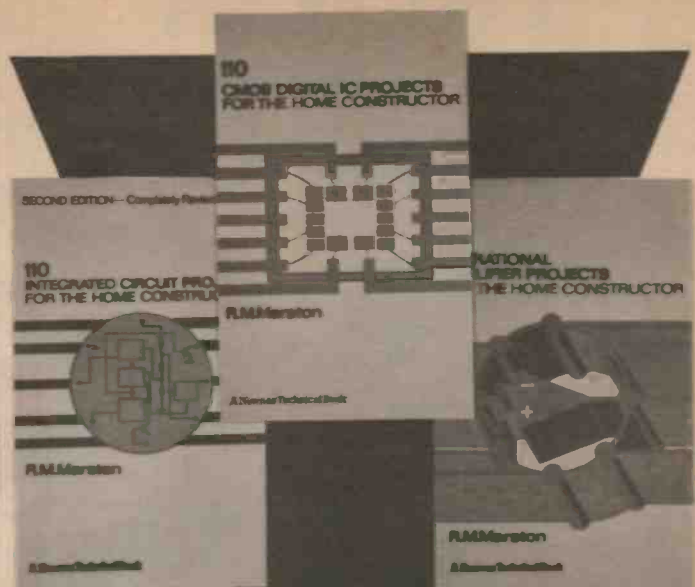
Uses simple POKE and PEEK instructions. One line of programming for any word.

Available from:

FLEXIBLE SYSTEMS

219 Liverpool Street, HOBART, Tasmania. 7000.
Australia. Ph (002) 34 3064

TASMAN TURTLE & TURTLE TALK ARE TRADE MARKS
OF FLEXIBLE SYSTEMS



Here's a stack of books to satisfy the keenest enthusiast. All are written by widely respected authors and give the constructor a quick, convenient reference for many frequently needed circuits.

These aren't just collections of manufacturers' notes that may or may not work. These books are full of practical, useful circuits - all have been designed, built and tested by the authors.

A FEAST OF ELECTRONIC PROJECTS

110 CMOS Digital IC Projects for the home constructor

A wealth of useful circuits for the enthusiast or engineer - backed up by a comprehensive introduction to CMOS. No. 43633 \$14.00

110 Electronic Alarm Projects for the Home Constructor

Electronic alarms are widely used in the home, industry and cars. This book brings together 110 useful alarm circuits ranging from the simple to the sophisticated. No. 36838 \$14.00

110 IC Timer Projects for the Home Constructor

Gives you 110 of the most useful 555 applications in one handy volume. Divided into three sections covering the 555's use as a monostable, astable and logic element. No. 20587 \$11.50

110 Integrated Circuit Projects for the Home Constructor

Covers the popular 741, 555, 380 and 723 devices, and the XR-2206 Waveform Generator. Not just a collection of manufacturers' notes - every circuit has been designed, built and tested. No. 36669 \$14.00

110 Op Amp Projects for the Home Constructor

After outlining the essential characteristics of the op-amp, gives you 110 handy projects from simple amplifiers to sophisticated instrumentation circuits. No. 41001 \$12.00

110 Semiconductor Projects for the Home Constructor

An ideal introduction to semiconductor devices that presents information through circuit design instead of lengthy theory. All circuits have clear, concise descriptions of operation. No. 50116 \$10.00

Available from:

Sydney: The Technical Bookshop,
Melbourne: McGill's Bookshop,
Technical Book & Magazine.

Or directly: 271-273 Lane Cove Road, North Ryde 2113. Phone (02) 887 3444

Butterworths

Please supply the following books:

<input type="checkbox"/> No. 43633 \$14.00	<input type="checkbox"/> No. 36838 \$14.00	<input type="checkbox"/> No. 20587 \$11.50
<input type="checkbox"/> No. 36669 \$14.00	<input type="checkbox"/> No. 41001 \$12.00	<input type="checkbox"/> No. 50116 \$10.00

Cheque/Money order enclosed Please debit my credit card account as follows: Bankcard Diners Club American Express

Card No: | | | | | | | | | | | | | | | | | | | | | |

Signature: Expiry date: / /


Name:

Address:

Postcode:

Recommended Domestic Retail Prices include postage and are subject to change without notice. This order is subject to acceptance by the Head Office of Butterworths.

CIRCULAR PLASTIC CONNECTORS



AUSTRALIAN AMP

AMP circular plastic connectors are designed for use in commercial applications such as automotive, aircraft, instrumentation, computer, and peripheral equipment. These connectors offer many advanced design features which assure their high performance characteristics.

Features

- Quick connect-disconnect capability with thread assist
- Available in panel or chassis mounting versions
- Wide choice of contacts
- 5-key polarization for proper mating of connector halves
- Various shell sizes available

Technical information available on request.

SOANAR

Soanar Electronics Pty Ltd

30-32 Lexton Road, Box Hill, Vic., 3128, Australia.

VICTORIA: 840 1222 QUEENSLAND: 52 1131
 N.S.W. 789 6733 WEST. AUST. 381 9522
 STH. AUST: 42 8918 TASMANIA: 31 6533

magmedia magmedia magmedia

Try new Verbatim
Datalife™ disks for
the performance of
a lifetime



Verbatim is committed to offering customers the very best removable magnetic storage media. Our line of highest quality magnetic storage products extends to virtually all removable media forms and includes Datalife™ flexible disks and minidisks, data cartridges, data cassettes and Datalife™ head cleaning diskettes. Verbatim is intent on keeping their products at the forefront of technology, going above industry standards, setting a new standard for excellence.



magmedia

MAGMEDIA SERVICE PUTS THE CUSTOMER FIRST

SYDNEY BRISBANE MELBOURNE
 (02) 428 1100 (07) 229 1941 (03) 699 9688

CANBERRA HOBART PERTH
 (062) 48 6751 (002) 34 4522 (09) 328 3311

magmedia

magmedia

magmedia

magmedia

magmedia

magmedia

magmedia

magmedia

magmedia

magmedia

magmedia

magmedia

magmedia

magmedia

magmedia

magmedia

magmedia magmedia magmedia

ROD IRVING ELECTRONICS

425 HIGH STREET, NORTHCOLE 3070, MELBOURNE (03) 489-8131

THIS MONTHS KITS

ETI-1506 BIKE FLASHER
Don't hide your light under a bushel! Announce your perambulatory presence to all and sundry! This little project runs for ages on a single 1.5 V cell or NiCad, emitting bright flashes every now and then so that you don't get knocked off your bike when riding at night.
P.O.A.



ETI-160 13.0 V POWER SUPPLY
Now you can run all that mobile gear in the shack and not worry about trickle charging that messy old car battery under the bench. Plenty of power — 7.5 amps continuous, 10 amps intermittent.
P.O.A.



ETI-145 PROTOTYPYER
Just the thing for lashing up circuits. There are three power supplies on board — +5 V, -5 V and variable 1.25 — 10 V. There are eight LED indicators, pulse detectors and a single generator. Uses a solderless breadboard.
P.O.A.

PCB PRICE	DESCRIPTION	DATE	PRICE	DESCRIPTION	DATE	PRICE	DESCRIPTION	DATE	PRICE			
ET 014	4.50	Dual Voltage Power Supply	Dec 71	ET 547	3.50	Telephone Bell Extension	Jan 77	80LS12	3.50	SELECTALOTT	Dec 81	\$22.00
ET 043	2.00	Head or Tails	Oct 76	ET 549A	2.90	Metal Detector	May 77	80LBR12	2.90	Light Beam Relay	Nov 80	\$13.00
ET 044	1.90	Two Tone Doorbell	Oct 76	ET 560	2.90	240V Mains Locator	May 80	80MA4	2.50		Apr 80	
ET 047	1.90	Morse Practice Set	Dec 76	ET 561	2.90	Metal Detector	Mar 80	80PCA	2.90	Power Heat Controller	Jun 80	
ET 048	1.90	Buzz Board	Dec 76	ET 562	3.90	Geiger Counter	Apr 80	80HHS6	2.50	Power Saver Induction MTR	Jul 80	
ET 061	2.20	Simple Audio Amp	Oct 76	ET 563	3.50	NiCad Fast Charger	Jul 80	80PCT	3.50	Guitar Fuzz Box	FEB 81	\$10.00
ET 062	2.50	Simple AM Tuner	Mar 77	ET 566A	2.90	Pipe & Cable Locator	Apr 80	80FB12	2.90	Musical Tone Generator	Jun 80	
ET 063	2.50	Electronic Bongos	Nov 79	ET 566B	3.90	Pipe & Cable Locator	Apr 80	80G6	5.90	Voltage Regulator Multi	Mar 80	
ET 065	2.20	Electronic Siren	Dec 79	ET 567	3.50	Core Balance Relay	Apr 80	80GPS3	2.90	Autism Light Dimmer	Dec 80	
ET 066	1.90	Temp Alarm	Oct 76	ET 568	2.90	Photo Flash Trigger	Oct 80	80AD12	3.00	Hi Fi Auto Turn Off	Mar 80	
ET 068	2.20	Led Dice	Dec 79	ET 570A	4.90	Infrared Trip Relay TX	Jan 82	80AU3	3.50	Receiver All Wave	Apr 80	
ET 071	2.50	Tape Noise Limiter	Dec 79	ET 570b	4.90	Infrared Trip Relay RX	Jan 82	80AW4	4.50	Digital Engine Analyser	Aug 80	\$49.00
ET 072	1.90	Two Octave Organ	Oct 76	ET 572	3.50	Digital PH Meter	Oct 79	80TMB8	5.90	Digital Engine Analyser	Aug 80	
ET 083	1.90	Train Controller	Jun 79	ET 573	3.50	Universal Timer	Oct 79	80TMB8	2.50	Eprom Programmer	Jul 80	\$72.00
ET 084	2.50	Car Alarm	Jan 77	ET 576	5.90	Electronogram	TPV 6	80PP7A	2.50	Eprom Programmer	May 80	
ET 085	1.90	Car over Rev Alarm	Oct 79	ET 577	3.50	General Purpose Power Supply	TPV 6	80RFS	2.90	Rumble Filter	Dec 80	\$18.00
ET 130	1.90	Temp/Volts Converter	Feb 76	ET 578	2.90	Simple NiCad Charger	Jun 80	80RAM12	2.90	Cylon Voice Simulator	Mar 80	????
ET 132	2.90	Experimentor Power Supply	Aug 77	ET 581	2.50	15V Dual Power Supply	Jun 76	80SA3	4.90	Playmaster Stereo Amp.	Jul 80	
ET 134	2.90	R.M.S. Voltmeter	Aug 77	ET 583	2.90	Marine Gas Alarm	Aug 77	80SCH7	6.50	240 V.A.C. Light Chaster	Dec 80	\$8.00
ET 135	2.50	Digital Panel Meter	Oct 77	ET 585R	1.90	Ultrasonic Receiver	TPV 6	80PA6	7.90	Ram Expansion for Dream	Jun 80	\$63.00
ET 136	3.90	Linear Scale Cap. Meter	Mar 78	ET 585T	1.90	Ultrasonic Transmitter	TPV 6	80CL4	3.50	Time Controller	Apr 80	
ET 137A	3.90	Frequency Meter Lcd	May 78	ET 585	3.90			80TRS11	2.90	TRS 80 Printer Serial In.	Nov 80	\$18.00
ET 137B	3.90	Audio Oscillator	May 78	ET 591A	2.90	Up/Down Digit Counter	Jul 78	81DC2	2.20	La Gong Doorbell	Feb 80	\$18.00
ET 139	1.90	Power Meter	May 78	ET 591B	2.90	Up/Down Digit Counter	Jul 78	81DTS	3.00	Dream Tape Controller	May 81	\$90.00
ET 147	3.50	Electronic Dummy Load	Oct 80	ET 596	2.90	White Noise Generator	Nov 81	81GA3	11.50	Colour Graphic Analyser	May 81	
ET 149	3.50	2 Tone Generator	Jul 80	ET 598	2.50	Touch Switch	Feb 81	81UC8	4.50	Universal Timer and Stopwatch	Aug 81	
ET 152	2.90	Capacitance Meter	Feb 80	ET 598 B	2.50	Touch Switch	Feb 81	81MFS	2.90	Microprocessor Power Sup.	Jun 81	
ET 157	4.50	Crystal Marker	Oct 81	ET 599A	2.50	Intra Red Remote Control TX	May 80	81IRA4	4.50	Intra-Red Relay	Apr 81	\$30.00
ET 158	3.50	Low Ohms Meter	Nov 81	ET 599B	2.50	Intra Red Remote Control	May 80	81IRA8	2.90	Intra-Red Relay	Apr 81	
ET 159	2.90	10-15V Exp. Scale Voltmeter	Nov 81	ET 599C	2.90	Intra Red Remote Control	May 80	81SP1	2.90	RS232 TRS80 System 80 In.	Jan 81	
ET 245	2.90	White Line Follower	Nov 77	ET 599D	2.20	LR Remote Cntrl Power Supply	Aug 77	81S13	7.90	TRS80/System 80 Serial In.	Mar 81	
ET 250	3.50	House Alarm (262)	Aug 80	ET 603	4.90	Sound Synthesizer Sequencer	Spt 77	81SW1	3.90	Moving Coil Preamp	Jul 81	
ET 255	2.90	Thermometer	Nov 80	ET 604	6.04	Metronome	Nov 79	81MC7	2.90	Digital/Analog Store Crd.	Mar 81	\$100.00
ET 256	2.90	Humidity Meter	Nov 80	ET 606	3.90	Electronic Tuning Fork	Aug 81	81RM2	2.50	Digital/Analog Store Crd.	Mar 81	\$100.00
ET 257	2.50	Universal Relay Board	May 81	ET 607A	2.90	Sound Effects Generator	Aug 81	81DC3B	8.50	Digital/Analog Store Crd.	Mar 81	\$43.00
ET 258	2.50	Mini Drill Speed Controller	Jul 81	ET 607B	2.90	Sound Effects Generator	Aug 81	81DC3A	9.50	Wind Speed Indicator	Oct 81	\$43.00
ET 259a		Versatile Incremental Timer	Jan 82	ET 607H	2.90	Sound Effects Generator	Aug 81	81WS10	2.90	Pod/Lotto Selector	Jun 81	\$24.00
ET 259b				ET 631-2	7.50	Keyboard Encoder	Apr 77	81AG10	3.50	Audio Test Unit Cass Deck	Oct 81	\$47.00
ET 260	2.60	Photo Lamp Flasher	Dec 79	ET 635	3.90	Train Steam Whistle	Apr 81	81M08	9.50	Musicalook IV	Aug 81	\$70.00
ET 261	2.90	Fog Horn	Dec 79	ET 636	16.90	7 Slot S100 Mother Board	May 80	81S09	4.20	Lid Sandglass	Sep 81	\$22.00
ET 262	2.90	Intercom	Dec 79	ET 637	4.90	Cassette Interface	Jan 78	81P19		Digital Clock Thermometer	Nov 81	\$80.00
ET 263	2.90	Simple Egg Timer	Dec 79	ET 638A	4.90	Eprom Programmer	Jul 78	81C19	4.90	Slide Cross Fader	Nov 81	\$80.00
ET 264	2.90	Simple Siren	Mar 80	ET 640	65.00	Memory Mapped VDU	Nov 78	81GAY	3.90	Proton Torpedo Game	Sep 81	\$23.00
ET 316	3.50	Transistor Assisted Ignition	May 77	ET 650A	4.50	Stac Timer	Nov 78	81UC8	4.50	Universal Timer	Aug 81	
ET 317	3.50	Car Rev Monitor	Jul 77	ET 650B	4.50	Stac Timer	Nov 78	81MC7	9.50	Moving Coil Preamp	Jul 81	
ET 324		Led Tacho	Aug 80	ET 650C	4.50	Stac Timer	Nov 78	81SW7	2.90	Train Steam Whistle	Jul 81	\$17.00
ET 325	2.50	Car Auto Electric Probe	Spt 80	ET 660	19.00	Learners Microcomputer	Oct 81	81SM7	2.90	Bagatelle	Jul 81	
ET 326	2.50	Exp. Scale Led Voltmeter	Oct 80	ET 682	69.00	Versatile Eprom Card	Mar 81	81VM2	2.90	High Impedance DC Voltmtr	Feb 81	\$84.00
ET 327	2.90	Turn/Hazard Indicator	Jan 81	ET 708	2.90	Aerial Amp	Mar 76	81HBA4	2.90	Heart Rate Monitor	Apr 81	
ET 328	2.90	Led Oil Temp. Meter	Feb 81	ET 713	4.90	FM Tuner add on	May 78	81M4A	7.50	Heart Rate Monitor	Apr 81	
ET 329	2.50	Exp. Scale Vehicle Ammeter	Jul 81	ET 717	4.50	Crosschatter Generator	Feb 78	81M4A	2.90	Tough Sensitive Alarm	Apr 81	
ET 330	3.90	Car Alarm	Aug 81	ET 726	3.50	R.F. Amp 70W 6/10 Meter	Apr 81	81RC4A	3.50	Intra Red Remote Control	Apr 81	
ET 332	2.90	Electronic Stethoscope	Aug 81	ET 729	3.50	UHF TV Masthead amp	Apr 81	81RC4B	2.50	Intra Red Remote Control	Apr 81	
ET 333	2.90	Reversing Alarm	Jan 82	ET 730	4.50	UHF TV Converter	May 81	81RC4C	2.75	Intra Red Remote Control	Apr 81	
ET 363	3.50	Reversing Alarm	Aug 73	ET 731	4.50	Teletype Modulator	Oct 79	81SP5	2.50	Sound Pressure Meter	May 81	\$37.00
ET 417	2.90	Overload Indicator	Aug 73	ET 735	3.90	UHF to VHF Converter	May 81	81OR7	9.50	Electronic Organ	Jul 81	\$20.00
ET 438		Led Level Meter		ET 760	2.50	Video Mod. To Suit 660 Micros	Spt 81	81CH12	3.50	Christmas Decoration	Dec 81	\$18.00
EET 440	6.50	25 Watt Stereo AMP	Mar 75	ET 824	2.90	Slot Car Power Supply	Dec 81	81m10a	4.90	500MHZ Digital Freq Mtr.	Dec 81	\$120.00
ET 445	2.20	General Purpose Preamp	Jul 76	ET 825	5.90	Slot Car Controller	Dec 81	81m0a	4.90	500MHZ Digital Freq Mtr.	Dec 81	\$120.00
ET 446	3.50	Stereo Limiter	Jul 76	ET 1501A	2.50	Without Case	Apr 81	81m0b	3.50	500MHZ Digital Freq Mtr.	Dec 81	\$120.00
ET 449	2.90	Mike Amplifier	May 77	ET 1501B	2.50	Negative Ion Generator	Apr 81	81d12	3.90	Led Bar Graph Display	Dec 81	
ET 450A	3.50	Bucket Brigade	Dec 77	ET 1501C	1.50	Negative Ion Generator	Apr 81	82ep1	3.90	Easy to use Eprom Programmer With Puggac	Jan 82	\$30.00
ET 450B	3.20	Bucket Brigade	Dec 77	ET 1503	3.90	Battery Charger	Apr 81	81m12a	2.50	Metronome (Low Current)	Jan 82	\$10.00
ET 452	2.90	Guitar Practice Amplifier	Jan 80					81wd12a	2.50	Wind Direction Indicator	Jan 82	\$24.00
ET 453	2.90	AMP Class B. Gen Purpose	Apr 80					81wd12b	2.50	Wind Direction Indicator	Jan 82	
ET 454	3.50	Fuzz Box	Apr 80									
ET 455	3.90	Loud Speaker Protector	Mar 80									
ET 457	2.90	Scratch & Rumble Filter	Spt 80									
ET 458	4.90	Led Level Meter	Jun 81									
ET 459A	3.50	300W AMP Module	Feb 80									
ET 466	7.50	4 Input Mike Preamp	Jul 80									
ET 467	6.90	4 Input Mike Preamp	Jul 80									
ET 470	2.90	50 Watt Amp Module Series 4000	TPV 6									
ET 471	9.90	Audio Preamp Series 4000	TPV 6									
ET 472	2.90	Power Supply For Series 4000	TPV 6									
ET 473	5.90	Moving Coil Preamp Series 4000	TPV 6									
ET 474	2.90	Interface 60W Amp	Jan 80									
ET 475	4.90	AM Tuner	Spt 80									
ET 476	6.90	Series 3000 AMP 25W Stereo	Nov 80									
ET 477	4.90											

Bankcard Mail Orders Welcome

Please debit my Bankcard **5-82/2**

Bankcard No.


Expiry Date

Name

Signature

TO ORDER: Heavy items sent Comet Freight! on Mail Order phone 481-1436. Wholesale Customers phone: RITRONICS WHOLESALE 489-7095
Mail Orders to P.O. 235 Northcole 3070 Minimum P&P \$2. Add extra for heavy items, registration and certified mail.
Prices spec. subject to change without notice.

'Prototyper' breadboard



This is just the thing for lashing up circuits, experimenting with circuit techniques and component values, trying out circuit ideas, attempting circuit modifications, etc. If you're a dyed-in-the-wool experimenter, this project will be just your cup of tea.

Graeme Teesdale

MANY HOBBYISTS have some form of 'patch board' or 'breadboard' used to mock-up circuits and make adjustments or modifications before laying out a printed circuit board. So many circuits only require a simple lash-up in order to 'prove' operation, but such lash-ups generally become monsters with power supplies, oscillators and whatever hanging off them all over the place. This project combines a number of useful pieces of test equipment on the one master printed circuit board. The unit is

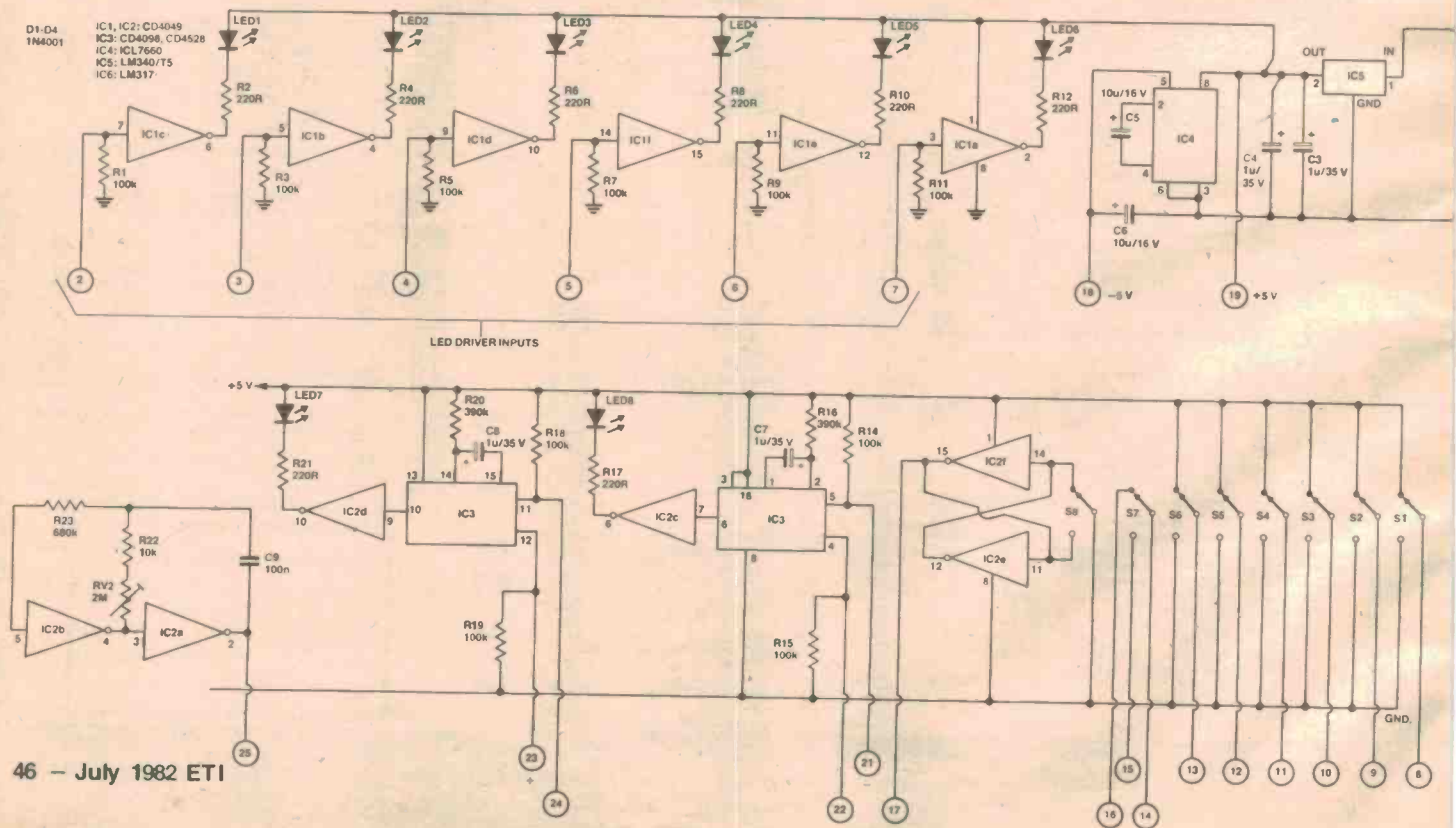
pretty well self-contained, with two fixed and one variable supply on-board, plus an oscillator, various indicators etc. Digital and analogue circuitry can be accommodated. It is powered from an ac plugpack — which keeps 240 Vac mains out of harm's way.

The overall size of the board is 200 x 155 mm, so it's quite compact. It fits readily into a briefcase... or even Roger Harrison's handbag! (— Eh? ... Ed.)

The specifications table here lists the

main features. The photograph at the head of the article shows the overall layout and construction. The pc board has been designed so that a 'breadboard' can be attached in the area toward the front. This consists of rows of pin sockets which accept transistors, ICs, wire and component leads, all arranged to make interconnection of components easy and logical.

Bus strips permit power supply connection. These are widely available and are known as 'breadboards', 'bimboard',



prototyper breadboard

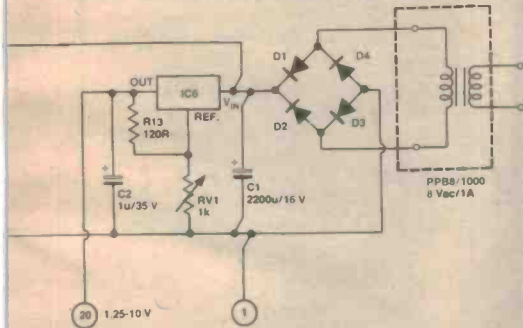
SPECIFICATIONS

- Supplies**
- +5 V @ 150 mA*
 - -5 V @ 18 mA
 - +1.25 — 10 V @ 100 mA*
- *more with heatsink on regulators, see text
- Signal**
- Variable frequency multivibrator — 3 Hz to 600 Hz
- Sources**
- Debounced, spring-return SPDT switch (for single-shot pulses)
- Indicators**
- 6 x buffered LEDs
 - 1 x positive-going, edge-triggered pulse indicator
 - 1 x negative-going edge-triggered pulse indicator
- Switches** up to seven SPDT switches, contacts available

'breadboard socket', 'solderless breadboard', 'proto-board', etc. They are manufactured by firms such as Atek, Continental Specialities Corporation and others. You should be able to purchase one to suit this project for around \$10 — \$12. Make sure you get one that provides bus strips alongside the main breadboard for power supply connections.

Construction

The unit is constructed on a double-sided printed circuit board with components mounted generally on the uppermost side. The indicator LEDs and the switches mount onto the board and their leads are soldered onto the rear side.



The Klippon screw terminal strips mount on the topside of the board, the pin connections being soldered on the rear side. Links from the top to the bottom side provide interconnection between tracks on each side of the board.

Circuitry occupies a strip along the upper portion of the board, the row of LED indicators coming between this and the Klippon screw connector strip. The switches are arranged in a row on the lower edge of the board. The terminations on the screw connector strip are marked on the upper surface of the board, etched in copper. Each of the

switches and LEDs is similarly marked. Each of the first six switches connects the switch pole to 0 V (logic low) in one position ('down'), and to +5 V (logic high) in the other position. The seventh switch has all three terminals 'free', while switch eight is a spring-return type hooked up to a debouncing circuit to provide one-shot pulses for manual clocking, triggering, etc.

It is recommended you purchase a ready-made pc board if you are not experienced at making your own pc boards. For those who wish to tackle the board themselves, remember that it is double-sided as you will need to take

particular care with registration to ensure board holes line up from top to bottom.

Commence assembly by carrying out a visual inspection of the pc board, looking for any shorts between adjacent tracks and (rarely) broken tracks. Check also that holes are drilled to convenient sizes for the LED mounting hardware, switches, etc. If your board is not drilled, then tackle the drilling first as it's difficult to do once you've mounted components to the board. LED mounting holes need to be drilled out to 6 mm diameter, but as switches vary we'll have to leave their hole sizes to you. ▶

HOW IT WORKS — ETI 145

There are five sections in the Prototyper: power supplies, LED drivers, pulse indicators, square wave oscillator and switches.

POWER SUPPLIES

There are three power supplies: +5 V and -5 V fixed supplies and a positive variable supply with a range of 1.25 to 10 V.

The Prototyper has been designed to work from an 8 Vac output plugpack, thus removing any 240 Vac mains connections from the pc board. A full-wave bridge rectifier (D1 — D4) and capacitor (C1) provide a 12.5 Vdc supply to the inputs of two three-terminal regulators, IC5 and IC6. IC5 is a positive 5 V regulator (7805, LM340/T5, etc), while IC6 is an adjustable positive three-terminal regulator (LM317, etc). R13 and RV1 provide a bias for the reference terminal ('REF.') of IC6, permitting adjustment of the output voltage over the range 1.25 V to 10 V.

Output decoupling capacitors (C2 and C3) are provided for each regulator, mounted physically close to the devices, to improve transient response and reduce supply interaction between devices where several power supplies may be hooked up to one circuit. Both three-terminal regulators have internal short circuit and thermal overload protection.

The -5 V rail is derived by IC4, an Intersil ICL7660 voltage converter. The operation of this device is explained in the panel elsewhere in this article.

LED DRIVERS

The LED indicators, comprising LEDs 1 to 4, are driven by CMOS inverters from a 4049 hex inverting buffer chip. LEDs may be directly driven from the output of a CMOS inverting buffer, providing the current is limited to about 15 mA, hence 220 ohm resistors are connected in series with each LED (R2, R4, R6, R8, R10, R12). The input state of each of these buffers is determined by a 100k resistor from input to 0 V. This ensures the inputs are low, and thus the LEDs off, when the buffer inputs are open circuit.

PULSE INDICATORS

To indicate the presence of narrow digital pulses which would not light a LED long enough to be seen, two monostables are connected as 'pulse stretchers'. IC3 contains two CMOS monostable multivibrators — either a 4098 or 4528 may be used here. They can be configured to provide stable retriggerable/resettable one-shot operation. The leading edge (positive-going) and trailing edge

(negative-going) inputs are brought out to the input connector strip on-board (21 and 24), each having the appropriate resistor connected to +V or 0 V so that either input is enabled (resistors R14-15 and R18-19).

Timing of the 'stretched' pulses is determined by external RC networks — R16/C7 for IC3a and R20/C8 for IC3b. With the values chosen, the period is approximately 200 ms using the 4098; a small variation occurs with the 4528. With the latter, the 'reset' input is unused and connected to +V. Its 'disabled' operation can be observed when first switching power on. LEDs 7 and 8 will come on for the delay period, after which the circuit reverts to normal operation.

The 'Q' output of each monostable drives a LED (7 and 8) via buffers from IC2 (IC2c and d).

OSCILLATOR

A variable frequency astable multivibrator provides a signal generator or clock source. Two inverting buffers from IC2 (another 4049) are connected so that positive feedback is provided via C9. R23 aids stability, and the frequency of oscillation is principally determined by C9/R22/RV2. The time to complete one charge-discharge cycle is approximately 1.4 times the RC time constant — but this can vary quite widely due to a 3:1 ratio of the transfer voltage within the device specification.

The oscillator has been made relatively independent of supply voltage variations by using a resistor (R23) in series with the input to the first inverter (IC2b). The frequency of oscillation is adjusted by varying the RC time constant. In this circuit RV2 permits varying the frequency over about a 220:1 range — giving coverage from around 3 Hz to 600 Hz. The frequency range can be reduced by increasing the value of C9.

The oscillator output is on pin 29 of the screw terminal strip.

SWITCHES

Eight switches are provided for on-board; all are single-pole, double-throw types. Six (S1 to S6) are wired so that the pole switches between +5 V (logic high) and 0 V (logic low). One has all terminals brought out (S7), and one is connected to a debounce circuit (S8).

The debounce circuit employs two inverting buffers from IC2 cross-connected in a flip-flop configuration. One output from the flip-flop is connected to pin 17 of the screw terminal strip. This switch can be used as a debounced manual clock. Drive capability of the output is equivalent to two DTL/TTL loads, i.e. $V_{cc} = 5V$, $V_{dl} \geq 0.4V$ and $V_{dm} \geq 3.2mA$.

Project 145

Next, insert and solder in place all the top-to-bottom wire links. These are marked with a 'o' on the component overlay.

All the resistors may now be mounted on the pc board and soldered in place. Note that some have their leads soldered on both sides of the board, the lead acting as a through-hole link. The four rectifier diodes can come next, followed by the filter capacitor and bypass capacitors C1, C2, C3, C4 and C6. Take care with the polarity of these capacitors and the diodes. Again note that some have leads soldered both sides of the board.

Mount the two voltage regulator ICs, IC5 and IC6, next. It is useful to bend their leads so that the rear of the metal tabs on these ICs is in line with the edge of the pc board. Then you can attach a heatsink to them later if more

current consumption is called for on the fixed +5 V rail and/or the variable supply. A 60 mm length of 25 x 25 mm aluminium angle bracket would make a fine heatsink and permit current outputs up to two or three times the currents specified.

The variable supply trimpot, RV1, can be mounted now, along with the ICL7660 chip (IC4) and C5. Watch the orientation of the IC and the capacitor.

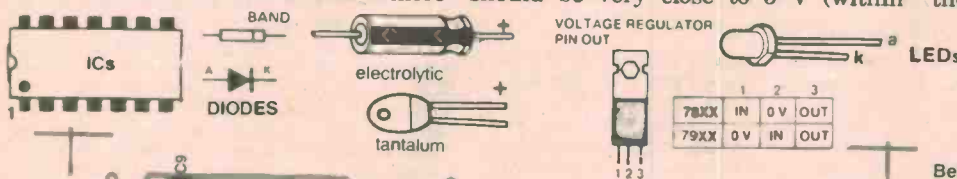
Power can now be applied for a test, if you wish. Check the supply voltages at the screw terminal strip pads. The two 5 V rails should be at 5 V \pm 0.1 V, and RV1 should provide an output from the variable supply that ranges between 1.25 V and 10 V. If RV1 is mounted correctly, a clockwise rotation will cause the variable supply output to increase. On no load, the voltage of the -5 V rail should be very close to 5 V (within

100 mV either way). Placing a 470 ohm resistor on its output as a load will cause the output voltage to fall to around 4.3 V, which is fine.

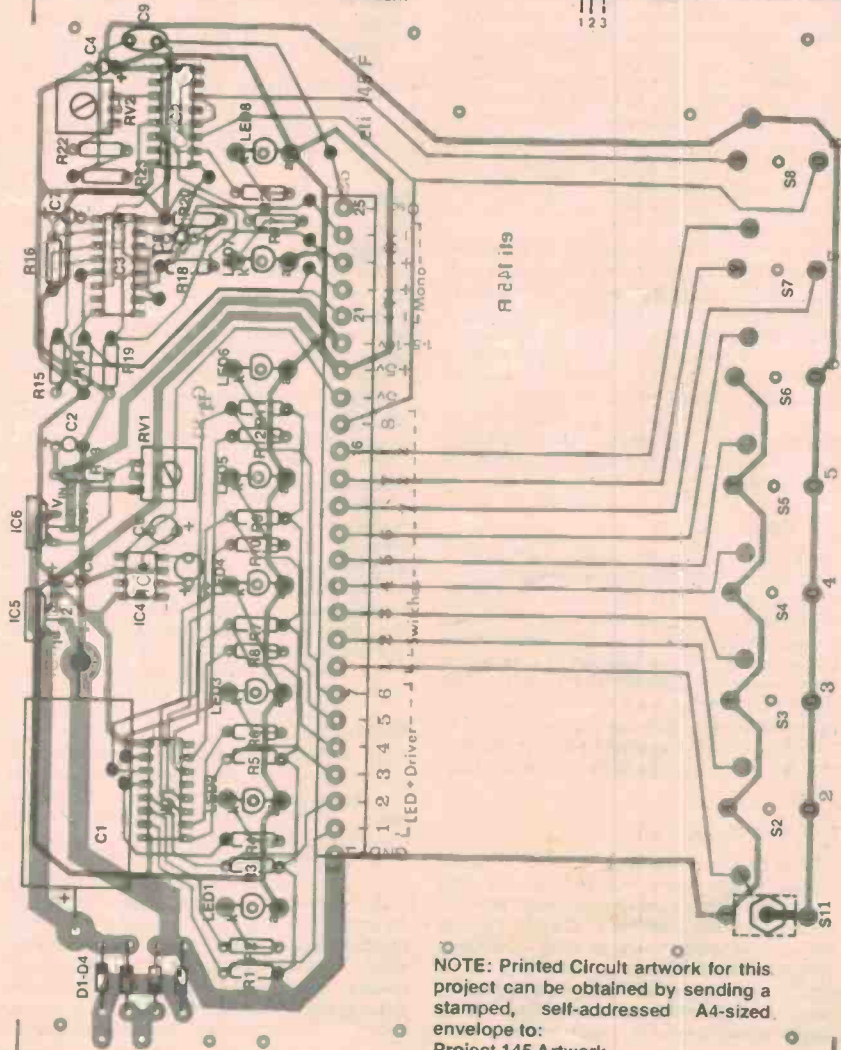
Mount the three remaining capacitors, taking care with the polarity of C7 and C8. The hardware for mounting the LEDs can be assembled to the board next. Prior to mounting the LEDs, each should have its lead formed as per the diagram here.

The cathode lead (K) should be bent and trimmed as shown, the anode lead being left longer and straight so that it provides a link to the +5 V rail when soldered on the top side of the board. When inserting the LEDs, make sure this lead protrudes through the top side of the board.

Now ICs 1, 2 and 3 can be mounted. Watch orientation and only handle them by their ends when inserting



NOTE: A 'o' DENOTES PADS TO BE SOLDERED TOP AND BOTTOM SIDES OF BOARD VIA LINK OR COMPONENT LEAD.



NOTE: Printed Circuit artwork for this project can be obtained by sending a stamped, self-addressed A4-sized envelope to:
Project 145 Artwork
ETI Magazine
15 Boundary St
Rushcutters Bay NSW 2011

PARTS LIST — ETI 145

Resistors all 1/2 W, 5%

R1, 3, 5, 7, 9, 11,
14, 15, 18, 19 100k
R2, 4, 6, 8, 10,
12, 17, 21 220R
R13 120R
R16, R20 390k
R22 10k
RV1 1k 'Helitrim' trimpot
RV2 2M 'Helitrim' trimpot

Capacitors

C1 2200u/16 V axial electro.
C2, 3, 4, 7, 8 1u/35 V tantalum
C5, C6 10u/16 V RB electro.
C9 100n greencap

Semiconductors

D1-D4 1N4001, EM401 etc
IC1, IC2 4049
IC3 4098, 4528
IC4 ICL7660
IC5 LM340/T5
IC6 LM317
LED1-8 TIL220R or sim.

Miscellaneous

S1 - S7 up to seven SPDT
toggle switches
(as required)
S8 SPDT spring-return
toggle switch

ETI-145 pc board; one PP8B/1000 ac plugpack; two pc board mounting strip connectors — 'Klippon' type MK 8/10 or similar; one pc board mounting strip connector — 'Klippon' type MK 8/2 or similar; one pc board mounting strip connector — 'Klippon' type MK 8/3 or similar; one length of figure-eight flex; 4 x 12 mm standoffs; 4 x rubber feet or grommets; nuts and bolts to suit; one 'breadboard' strip — such as Atek type AT-2N, Bimboard (e.g. Dick Smith Catalogue No. P-4612) or Proto-board (e.g. Dick Smith Catalogue No. P-4614).

Price estimate

\$60-\$70

ROD IRVING ELECTRONICS

425 HIGH STREET, NORTHCOE 3070. MELBOURNE. (03) 489-8131.

ELECTRONIC COMPONENT SUPPLIERS, DESIGNERS & MANUFACTURERS.
RITRONICS WHOLESALE (03) 489-7099. MAIL ORDERS (03) 481-1436.

TELEX: AA38897

For heavier items add additional postage. Extra heavy items sent Comet freight on. Prices subject to change without notice. Send 60c and SAE for free catalogues. Minimum pack and post \$1.00. Bankcard Mail Orders welcome.

SUPER SPECIALS		BU326	\$ 1.90
2708	\$ 4.50	ZB0510	\$18.00
2716	\$ 4.90	1771	\$18.00
2732	\$ 8.00	1791	\$59.00
8800	\$ 7.90	1795	\$59.00
8802	\$11.20	4116	\$ 1.95
8809	\$19.00	2114	\$ 3.95
8085	\$ 9.00	TA7205	\$ 3.30
8080	\$ 7.00	100 Red Leds	\$ 9.00
6821	\$ 3.50	BUXBO	\$ 3.90
ZB0P10	\$ 5.00	BU126	\$ 1.90

CMOS	74C04	40	LF356-AN	1.50	UA4558TC	1.40	7494	.90
4000	74C08	40	LF357	1.50	MMS837	2.50	7495	.45
4001A	74C10	40	LM358	.70	LM7555	1.80	7496	.90
4001B	74C14	90	LM373	4.10	MC18116L	.95	7497	2.50
4002	74C20	40	LM374	5.40	LF13741	.60	74107	.80
4006	74C30	40	LM376	.70	LF1374-1H	.70	74109	.50
4007	74C32	40	LM377	2.90	DS75452	.60	74116	2.20
4008	74C42	1.10	LM379S	6.70	76477	4.90	74121	.45
4009	74C48	1.55	LM3808 8PIN	1.30	75451	.50	74122	.65
4010	74C73	.75	LM380		75491	1.40	74123	.50
4011	74C74	.70	14PIN	1.50	75492	1.40	74125	.55
4012	74C76	.75	LM318A-M	2.48	TTL (s)		74126	.60
4013	74C83	1.40	LM318M	1.80	74500	.80	74132	.80
4014	74C85	1.20	LM382N	2.00	74502	.80	74141	1.10
4015	74C86	.80	LM383	2.70	74504	.80	74145	.85
4016	74C90	.80	LM384	2.40	74510	.75	74147	2.00
4017	74C93	1.40	LM386	1.00	74511	.75	74148	1.40
4018	74C95	.95	LM387	1.30	74532	.75	74150	1.20
4019	74C107	.70	LM391	1.80	75551	.75	74151	.60
4020	74C150	3.40	LM393	.80	74574	1.20	74152	4.90
4021	74C151	1.00	LF398	5.00	74586	1.40	74153	.70
4022	74C160	.90	8038	6.00	745112	1.20	74154	1.20
4023	74C192	.90	NE530	1.10	745135	2.20	74155	.90
4024	74C164	1.10	OM350	9.90	745138	3.20	8728	3.00
4025	74C173	1.80	555	.40	745157	2.95	9310	.65
4026	74C174	.80	556	1.10	745158	2.95	9311	1.00
4027	74C175	1.80	LM565	1.30	745182	3.30	9312	1.35
4028	74C192	1.20	LM565CM	2.00	7400 SERIES		74156	1.50
4029	74C195	1.00	NE566	2.50	7400	.40	74157	.50
4030	74C221	1.30	LM567	1.50	7401	.40	74161	1.00
4031	74C374	1.80	NE571	4.50	7402	.40	74162	1.00
4034	74C374	2.80	LM709 14PIN	.70	7403	.40	74163	.40
4035	74C901	.90	UA710CA	.60	7404	.40	74164	.60
4039	74C902	.90	LM710 CM	.90	7405	.50	74165	.60
4040	74C905	11.20	711	.80	7406	.50	74166	.50
4041	74C906	.90	UA711-H	.85	7407	.50	74175	.90
4042	74C907	.80	UA716HC	6.25	7408	.40	74176	1.10
4043	74C915	1.50	723	1.80	7409	.40	74177	1.10
4044	74C922	3.80	LM723CM	1.50	7410	.40	74180	.90
4046	74C923	5.00	LM725	3.90	7411	.40	74181	2.30
4047	74C925	7.80	LM733	1.20	7412	.40	74182	.90
4048	74C926	7.80	UA739	2.00	7413	.40	74184	3.75
4049	74C927	5.90	741	.40	7414	.70	74185	1.20
4050	74C932	5.50	LM741-H	1.20	7416	.50	74190	1.00
4051	80C SERIES		UA747	1.50	7417	.60	74191	1.20
4052	MM80C95	.90	UA747HC	2.20	7420	.40	74192	1.20
4053	80C96	.90	UA748	.50	7421	.40	74193	.80
4060	MM80297	.90	UA748HC	1.25	7423	.50	74194	.90
4066	80C98	.90	UA753	1.80	7425	.45	74195	.65
4068	LINEAR		UA760MC	4.10	7426	.40	74196	.85
4069	LM0002	9.50	UA777	2.40	7427	.40	74197	1.10
4070	LM0022CD	16.60	UA777MC	2.65	7430	.40	74199	1.30
4071	LM0042CM	8.60	9334	1.70	7432	.40	74199	1.30
4072	LM0070	12.70	UA743	1.80	7437	.40	74221	.90
4073	LM0071	12.70	UA760MC	4.10	7438	.50	74290	.90
4075	TL071	1.00	UA796HC	1.70	7440	.50	73293	.90
4076	TL072	1.50	LM802	1.10	7441	1.90	74365	.80
4077	TL082	2.50	LM1310M	2.40	7442	1.40	74366	.80
4078	SAR140	1.20	1408	4.90	7443	1.40	74367	1.00
4081	UAA170	3.50	LM1458	.60	7444	1.20	74368	1.00
4082	UAA180	3.50	UA1488	1.50	7445	1.10	74369	1.00
4089	TCA220	2.20	UA1489	1.50	7446	1.00	9314	1.30
4093	LM301	.50	MC1495	7.30	7447	1.00	9368	2.50
4503	LM301-H	.50	MC1496L	11.40	7448	1.00	9370	2.80
4510	LM304-H	1.70	LM1558	1.50	7450	.50	74LS SERIES	
4511	LM305-H	.80	LM1596	1.40	7451	.50	74LS00	40
4512	LM307-CN	.40	LM1380	3.10	7453	.40	74LS01	40
4514	LM307-M	.90	LM2902	1.40	8726	2.20	74LS02	40
4516	LM308	.70	LM2917	3.90	9300	.60	74LS03	40
4518	LM308-H	1.20	8PIN	2.80	9307	1.80	74LS05	40
4519	LM310-M	2.20	LM2917	3.10	9308	1.20	74LS08	40
4520	LM310-H	2.60	CA3028	1.80	7454	.60	74LS09	40
4522	1.90	LM3039	90	7472	.60	74LS10	40	
4527	1.20	LM311	.60	7473	.60	74LS11	40	
4528	1.25	LM311-H	1.20	3065	.45	7474	.60	
4529	1.60	LM318	2.80	LM3080	1.20	7475	.60	
4539	1.60	LM322	3.90	LM3089	3.90	7476	.60	
4541	1.60	LM324	1.20	CA31301	1.80	7480	.65	
4543	2.00	LM325	3.10	CA3130E	1.80	7482	1.80	
4553	5.50	LM329-DZ	1.40	CA3140	1.40	7483	.80	
4555	1.80	LM334-Z	1.30	3401	.70	7485	.80	
40097	.95	LM335	12.40	3611	1.10	7486	.80	
40098	.95	LM336-Z	3.20	LM3900	.90	7489	2.60	
40175	1.40	LM339	.90	LM3909	1.80	7490	.70	
74C SERIES		LM348	1.30	LM3944N	3.90	7491	.55	
74C 00	.40	LM349	1.80	4136	1.40	7492	.60	
74C02	.80	LF351-N	.70	LM4250	1.75	7493	.60	

DIP SWITCHES SPST		18 Pin		22,000uf		25V	
P/N	No. Switches	Price					
SD4	4	1.70	20 Pin	1.80	1.60	40V	23.00
SD5	5	1.90	22 Pin	1.90	1.70	35V	23.50
SD6	6	2.30	24 Pin	2.80	1.90	16V	23.50
SD7	7	2.40	28 Pin	2.20	2.10	68,000uf	16V
SD8	8	2.50	36 Pin	2.60	2.40	100,000uf	10V
SD9	9	2.70	40 Pin	2.90	2.70		
SD10	10	3.00					

WIRE WRAP 3-LEVEL		COMPUTER GRADE ELECTRO.		MULTISTRAND RIBBON CABLE	
8 Pin	14 Pin	2900uf	40V	Price per metre	
1.00	1.00	6800uf	16V	1.9	1.0
1.10	1.00	10,000uf	16V	1.20	1.10
1.20	1.10	10,000uf	25V	1.60	1.40
		10,000uf	40V	2.00	1.80
		15,000uf	40V	4.00	3.50

74LS40	.50	81LS97	2.10	2N5874	1.40	TIP32C	1.00	8295	25.00
74LS42	.75	TRANSISTORS		2N5961	.30	TIP33A	1.10		
74LS47	.85	2N301	2.20	2N5963	1.10	TIP34A	1.20	Av-5-2376	19.56
74LS48	1.00	2N657	.60	2N6027	.60	TIP42B	1.50	8748A	29.00
74LS49	1.00	2N630	.60	3N201	1.50	TIP42B	1.10	8755A	45.00
74LS51	.40	2N1613	1.10	AC127	1.00	TIP110	1.30	MC12	.80
74LS54	.50	2N1711	.50	AC128	1.00	TIP120	.90	MC16	3.30
74LS55	.55	2N1893	1.00	AC187	1.80	TIP295S	1.90	MC1275	1.50
74LS58	.65	2N2219A	.60	AC188	1.80	TIP305S	1.90	MCC671	3.00
74LS73	.55			AD149	3.10	VN88AF	3.90	4N28	.85
74LS74	.60	PN2222	.30	AD161	2.00	MICRO CHIPS		4N33	1.20
74LS75	.45	2N2463	.35	AD162	2.00	ADCC 800	15.00	4N26	.85
74LS76	.50	2N2484	.65	BC318	.90	OACO 080	3.90	MM80C95	.90
74LS78	.50	2N2646	1.00	BC319	.18	2102 650 NS	1.40	80C96	.90
74LS83	1.00	2N2647	1.10	BC327	.15	2111	1.80	MM80C97	.90
74LS85	1.00	2N2894	.80	BC328	.30	2513	14.50	8098	.90
74LS86	.50	2N2904	.45	BC337	.30	2516	55.00	OPTOCOUPERS	
74LS90	.70	2N2905	.40	BC338	.30	2532	12.00	MC12	1.00
74LS92	.90	2N2906	.45	BC547	.15	2			

**NEW
MODEL**

**the low cost
answer to
model
control**

**The
DICK
SMITH
four
channel
digital
proportional
radio control**



HERE AT LAST!! A 4 channel radio control for bringing life to your model boats, tanks, cars, planes — in fact anything that will take radio control including yachts!

You can now control such things as retractable undercarriage, bomb bay doors on your WW II Bombers and many features of your models that up until now have been wasted.

AND the best part is the price! For under \$150 you get features you would pay \$\$\$\$ more for. Features like:

● Top range transmitter and ultra-sensitive receiver ● Comes complete with receiver, battery holder and four servos ● Suits all models ● Changeable crystals for different operating frequencies.

● Requires 12 pen light cells (Cat S-3003 22¢ ea.)

**A MASTERPIECE IN
STATE-OF-THE-ART RADIO
TECHNOLOGY**

Still available: Limited stocks of the 3 channel digital controller
Cat Y-1230. LOW LOW PRICE ONLY \$79.00

*WAS \$99
SAVE \$20!*

Complete with transmitter, receiver, battery holder

**DICK BREAKS THE
PRICE BARRIER!**

**ONLY
\$149.50**

Cat Y-1240

DSE/AT82/M/PAI

**DICK SMITH
Electronics**



SEE PAGE 19 FOR ADDRESS DETAILS

them, avoiding touching the pins, as they are CMOS devices. Solder their supply pins first — pins 1 and 8 on ICs 1 and 2, pins 16 and 8 on IC3.

The only remaining components to mount are the switches, the screw connector strips and the breadboard strip. Refer to the overlay for wiring the switches. Now fix the figure-eight ac input flex to the board, looping it through the two holes near the rectifier diodes. This provides a very effective, yet simple, cable clamp.

Connect the ac input cable to the PPB8/1000 plugpack and apply power. LEDs 7 and 8 should come on momentarily when you switch on. The LED

driver and inputs can be tested by connecting switches 1 to 6 to the LED driver inputs 1 to 6. Putting a switch to '1' should cause the appropriate LED to come on. Switch 8 can be tested by linking it to one of the LED driver inputs. Holding SW8 on the '1' position will cause the appropriate LED to light. If anything doesn't work at this stage, make a careful wiring check, especially orientation of ICs and LEDs, and correct any faults.

Once SW8 has been tested, it can be used to test the monostable inputs (marked 'Mono'). Link pin 17 (marked '8') to pin 21 (Mono '7', marked '-'). When SW8 is operated and released, LED7

will come on for 200 ms on the '1' to '0' transition. The reverse happens when you link SW8 to the '+' input, pin 22.

The last section to test is the square wave oscillator. Connect the 'Osc' terminal (pin 25, on the right hand end) to one of the LED driver inputs. Turn RV2 to the fully anti-clockwise position and the LED should flash at about a 3 Hz rate. To observe the maximum frequency, an oscilloscope is required, although you could couple the oscillator output to an audio amplifier (but remember the output is at quite a high level) and listen to the squeal produced. Varying the trimpot should vary the frequency.

That's it. Happy prototyping! ●

THE INTERSIL ICL7660 VOLTAGE CONVERTER

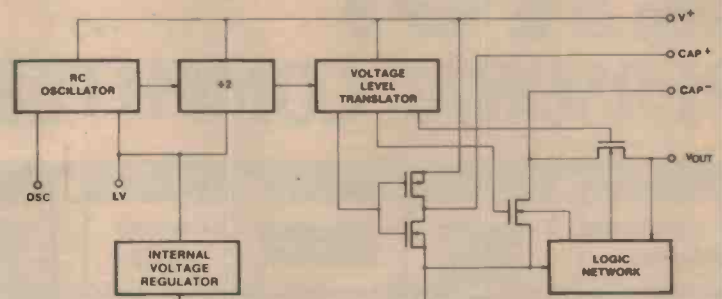
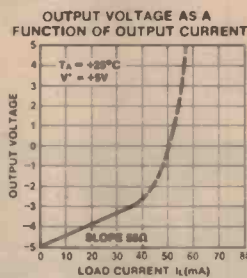
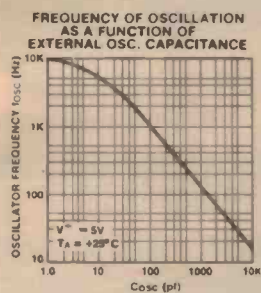


Figure 2. Internal block diagram of the ICL7660.

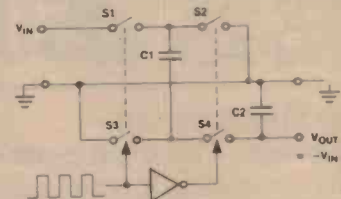


Figure 3. Internal representation of how the ICL7660 works.

The Intersil ICL7660 is a monolithic 'MAXCMOS' power supply circuit which performs the complete supply voltage conversion from positive to negative for an input range of +1.5 V to +10.0 V, resulting in complementary output voltages of -1.5 to -10.0 V with the addition of only two non-critical external capacitors.

Contained on-chip are a series dc power supply regulator, an RC oscillator, a voltage level translator, four output power MOS switches, and a unique logic element which senses the most negative voltage in the device and ensures that the output N-channel switches are not forward biased. This assures latch-up free operation.

The oscillator, when unloaded, oscillates at a nominal frequency of 10 kHz for an input supply voltage of 5.0 volts. This frequency can be lowered by the addition of an external capacitor to the 'OSC' terminal, or the oscillator may be overdriven by an external clock.

The 'LV' terminal may be tied to ground to bypass the internal series regulator and improve low voltage (LV) operation. At medium to high voltages (+3.5 to +10.0 volts), the LV pin is left floating to prevent device latch-up.

The ICL7660 may be obtained in 8 pin DIL or TO-99 can packages, pin configurations being shown in Figure 1. The internal block diagram is shown in Figure 2.

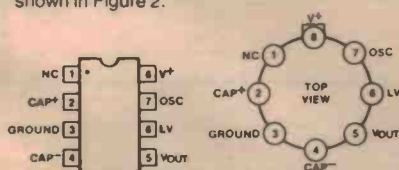


Figure 1. Pinouts of the DIL and TO-99 packages for the ICL7660.

FEATURES

- Simple conversion of +5 V logic supply to ± 5 V supplies.
- Simple voltage multiplication ($V_{OUT} = (-) nV_{IN}$)
- 99.9% typical open circuit voltage conversion efficiency
- 98% typical power efficiency
- Wide operating voltage range 1.5 V to 10.0 V
- Easy to use — requires only two external non-critical passive components

APPLICATIONS

- On-board negative supply for up to 64 dynamic RAMs
- Localised μ -processor (8080 type) negative supplies
- Inexpensive negative supplies
- Data acquisition systems

CIRCUIT DESCRIPTION

The ICL7660 contains all the necessary circuitry to complete a voltage doubler, with the exception of two external capacitors which may be inexpensive 10 μ polarised electrolytic capacitors. The mode of operation of the device may be best understood by considering Figure 3, which shows an idealised voltage doubler. Capacitor C1 is charged to a voltage, V+, for the half cycle when switches S1 and S3 are closed. (Note: Switches S2 and S4 are open during this half cycle.) During the second half cycle of operation, switches S2 and S4 are closed, with S1 and S3 open, thereby shifting capacitor C1 negatively by V+ volts. Charge is then transferred from C1 to C2 such that the voltage on C2 is exactly V+, assuming ideal switches and no load on C2. The ICL7660 approaches this ideal situation more closely than existing non-mechanical circuits.

The four switches in Figure 3 are MOS power switches; S1 is a P-channel device and S2, S3 and S4 are N-channel devices. The main difficulty with this approach is that in integrating the switches, the substrates of S3 and S4 must always remain reverse biased with respect to their sources, but not so much as to degrade their 'on' resistances. In addition, at circuit start-up and under output short circuit conditions ($V_{OUT} = V+$), the output voltage must be sensed and the substrate bias adjusted accordingly. Failure to accomplish this would result in high power losses and probable device latch-up.

This problem is eliminated in the ICL7660 by a logic network which senses the output voltage (V_{OUT}) together with the level translators, and switches the substrates of S3 and S4 to the correct level to maintain necessary reverse bias.

The voltage regulator portion of the ICL7660 is an integral part of the anti-latch-up circuitry; however, its inherent voltage drop can degrade operation at low voltages. Therefore, to improve low voltage operation the 'LV' pin should be connected to ground, disabling the regulator. For supply voltages greater than 3.5 V the LV terminal must be left open to insure latch-up-proof operation, and prevent device damage.



The ZX PRINTER
— designed for use
with ZX81 and ZX80
with 8K BASIC ROM.
Alpha-numerics! Graphics!


\$190
incl. Sales Tax



\$199
COMPLETE

sinclair ZX81 PERSONAL COMPUTER

* excluding mains adaptor



**16K-BYTE
RAM PACK \$150**

Higher specification,
lower price — how's it done?

Quite simply, by design. The ZX80 reduced the chips in a working computer from 40 or so, to 21. The ZX81 reduces the 21 to 4!

The secret lies in a totally new master chip. Designed by Sinclair and custom-built in Britain, this unique chip replaces 18 chips from the ZX80!

The ZX81 comes complete with all leads to connect to your TV (colour or black and white) and cassette recorder.

New, improved specification

- Z80 a microprocessor — new faster version of the famous Z80 chip, widely recognised as the best ever made.
- Unique 'one-touch' key word entry: the ZX81 eliminates a great deal of tiresome typing. Key words (RUN, LIST, PRINT, etc.) have their own single-key entry.
- Unique syntax-check and report codes identify programming errors immediately.
- Full range of mathematical and scientific functions accurate to eight decimal places.

- Graph-drawing and animated-display facilities.
- Multi-dimensional string and numerical arrays.
- Up to 26 FOR/NEXT loops.
- Randomise function — useful for games as well as serious applications.
- Cassette LOAD and SAVE with named programs.
- 1K-byte RAM expandable to 16K bytes with Sinclair RAM pack.

- Able to drive the new Sinclair printer (not available yet — but coming soon!)
- Advanced 4-chip design, microprocessor, ROM, RAM, plus master chip — unique, custom-built chip replacing 18 ZX80 chips.

ZX Software Cassettes

Send for free catalogue of Games, Business, Educational, Junior Education. Encl. S.A.E.

FREE New Basic ZX81 Manual

ORDER FORM: SINCLAIR EQUIPMENT (A'SIA) P/L

86-88 Nicholson St., Abbotsford, Vic. 3067. Ph. (03) 419 3033.

QUANTITY	ITEM	ITEM PRICE	TOTAL
	Ready assembled ZX81 Sinclair Personal Computer including leads, BASIC manual, excluding mains adaptor.	\$199	
	16K-BYTE RAM pack (optional extra)	\$150	
	1.2 Amp Adaptor	\$ 17.50	
	ZX Printer	\$190	

I enclose cheque/Bankcard/Diners Club/Amex

Total _____

Name _____ P' code _____

Address _____

Signature _____

ETI



N.S.W.: ACORN ELECTRONICS, A.E.D. MICROCOMPUTER PRODUCTS, B.B.J. COMPUTER SHOP PTY. LTD., CISA MICROCOMPUTERS PTY. LTD., COMPUTER FACTORY, COMPUTER GALLERIE, COMPUTERLAND CHATSWOOD, COMPUTERLAND EAST SYDNEY, COMPUTERS GALORE, COMPUTER WAVE PTY. LTD., DAVID REID ELECTRONICS PTY. LTD., DICK SMITH ELECTRONICS, DIRECT COMPUTER SALES, L. & B. TELEVISION SERVICES PTY. LTD., THE LOGIC SHOP, L.S.T. ELECTRONICS, MICLA SALES AND SERVICE, MINIT COMPUTER SERVICE, PAUL DEREZ RADIO T.V. SERVICES, IRINITY COMPUTING, A.C.T.: COMPUTER WORLD, DICK SMITH ELECTRONICS, STEVE'S COMMUNICATION CENTRE. TASMANIA: BIRCHALLS, THE LOGIC SHOP, QUANTUM COMPUTERS, J. WALSH & SONS PTY. LTD. N.T.: ASCOM ELECTRONICS, EYLES COMPUTER SERVICES. VICTORIA: B.B.J. COMPUTER SHOP PTY. LTD., C. & G. COMPUTERS PTY. LTD., COMPUTERLAND OF MELBOURNE, COMPUTERLAND, CAMBERWELL, DICK SMITH ELECTRONICS, LOGIC SHOP, LOGIC SHOP, MIND BENDERS OF CROYDON, MINIT COMPUTER SERVICE, MYER MELBOURNE STORES, RADIO PARTS GROUP, ROD IRVING ELECTRONICS, STRACHAN OFFICE SUPPLIERS. S.A.: ACUIS AUST. PTY. LTD., DICK SMITH ELECTRONICS, MYER S.A. STORES, OMNI COMPUTING. QUEENSLAND: ALLIANCE COMPUTER PRODUCTS, COMPUTER CITY, CUSTOM COMPUTER SERVICE, DATACOM, DICK SMITH ELECTRONICS, MYER QLD. THE LOGIC SHOP. PURELY ELECTRONICS PTY. LTD., SCOTT'S AUDIO-OPTICAL, SOFTWARE 80, TEC ELECTRONIC IMPORTS. W.A.: DICK SMITH ELECTRONICS, MICROBASE.

I M A R K

for JAPANESE ICs & TRANSISTORS

OEM Quantity prices available

NEC



SANKEN




OKI



TOSHIBA



HITACHI



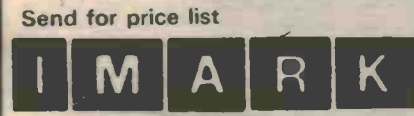
SANYO



MITSUBISHI



MATSUSHITA



FUJITSU

Send for price list


I M A R K

PTY. LTD.

167 Roden St., West Melbourne, Victoria 3003

Phone: (03) 329 5433 Telex AA37753

ELECTROCRAFT Hills TELEBEAM



Y10/6-11

- * High gain wide band covers all of Band 111 channels.
- * Good front-to-back ratio minimises ghosting problems.
- * Efficient matching for maximum transfer into download.

Model	Aust Channels	Gain (dB)	F/B Ratio (dB)	Price
Y4/6-11	6-11	5-6	14-15	\$19.86
Y6/6-11	6-11	6-8	15-17	\$23.09
Y10/6-11	6-11	8-10.5	20-26	\$36.24
Y14/6-11	6-11	9-12.5	22-26	\$44.28

CH's

203/345A	5EL	\$33.36
207/345A	7EL	\$51.63
103/0-2	3EL	\$35.07
205/0-2	5EL	\$61.46
Y/3M	3EL	\$28.00
FM/AM Whip (car radio)	1550mm	\$19.95

Use one of the "Y" series antenna's with the latest Mast Head amplifier MH.6 from Hills, which has the highest gain & lowest noise figure of any mast head amp: made in the country (36dB Gain) (Noise figure 2.5dB) & it will increase your signal level by a ratio of 63 times.

Diplexers. High-Low Band 75Ω in weatherproof housing with saddle clamp to fit to mast. Price: \$15.26.

High-Low 300Ω as above \$9.17
Baluns antenna type.

"Y" series fits in housing assembly \$3.60

OSAB completely weatherproof & corrosion free \$4.86

Set Balun BT.2 \$2.02

75Ω to 75Ω 2 metre fly lead \$1.99

For literature please enclose 27c postage.

FREE VERBAL ADVICE GIVEN. WE CANNOT ENTER INTO CORRESPONDENCE. INTERSTATE ORDERS — BANK CHEQUE OR MONEY ORDER ONLY.

ELECTROCRAFT

68 Whiting Street, Artarmon, NSW 2064. PO Box 398. Phone (02) 438-4308 ext 6. Hours: Mon-Fri. 8am to 5pm.

JIL SX-200, A BETTER SCANNING MONITOR RECEIVER.

Covers 26-88 MHz & 108-180 MHz & 380-514 MHz



Monitors over 33,000 frequencies from 26 to 88 MHz, 108 to 180 MHz and 380 to 514 MHz. Bands included within this range are HF and UHF CB, 27 and 155 MHz MARINE, Australian LOW BAND, AIRCRAFT band, VHF SATELLITE band, 10 Mx, 6 Mx, 2 Mx and 70CMx AMATEUR BANDS, VHF High BAND as well as UHF two-way band.

Mechanically rugged the SX-200 uses high quality double-side Epoxy-Glass printed circuit boards throughout. Some of its other outstanding features include 3 MODE SQUELCH circuitry which allows the lockout of spurious and carrier only signals, extremely low spurious count, AM and FM detection on all bands, FINE TUNING control for off channel stations, 240 VAC on 12 Volt DC operation, Accurate QUARTZ CLOCK, Squelch operated OUTPUT for switching a tape recorder etc, 16 Memory channels, MEMORY BACKUP which lasts up to two years, high SENSITIVITY and SIGNAL-TO-NOISE ratio on all bands, CRYSTAL FILTER for excellent SELECTIVITY and easy serviceability due to component layout as well as a 90 day warranty.

Its high quality and performance is testified by the fact that it is in use by a large number of State government and Federal bodies including most state and federal police departments.

Contact GFS, the Australian Distributors, or our interstate outlets for full technical specifications.

We also market a range of pocket scanning receivers and transceivers. Contact us for full details.

PRICE \$512 INCL S.T. +\$8 P&P
SERVICE MANUAL \$10+\$1 P&P
SCAN-X BASE ANTENNA \$48+\$8 P&P

Interstate Dealers:
WA: (09) 387 4966
NSW: (02) 211 0531
QLD: (07) 397 0808
SA: (08) 269 4744

GFS Electronic Imports

15 McKeon Road
Mitcham, 3132 Vic
TLX 38053 GFS
(03) 873 3939

More **BABANI BOOKS** to you by post

REACTANCE/FREQUENCY CHART FOR AUDIO AND RF.

Enables the reactance of any capacitor or resistor to be read off immediately — from 10 Hz to 100 MHz. Resonant frequencies of LC networks ditto.

196 75c

PRACTICAL TRANSISTORISED NOVELTIES FOR HI-FI

Circuits for audio power meter, stereo phone adaptor, multi-channel mixers, gain control, contour network etc. etc.

201 \$1.30

HI-FI LOUDSPEAKER ENCLOSURES

Data for building corner reflex, bass reflex, exponential horn, folded horn, tuned port, Klipschorn labyrinth, tuned column, loaded port and multi speaker panoramics. Clear dimensioned diagrams included.

205 \$3.50

DIODE CHARACTERISTICS, EQUIVALENTS & SUBSTITUTES

Includes signal, zener, rectifier diodes etc. Full interchangeability data and characteristics of thousands of diodes of all types with every possible alternative. Includes UK, USA, European, Russian, and Far Eastern devices.

211 \$4.60

AUDIO ENTHUSIASTS' HANDBOOK

Discusses audio and hi-fi topics including record/playback curves, stylus compliance, disc recordings — then and now, evaluating loudness, equipment compatibility, acoustic feedback, equipment performance figures and standards etc. etc.

214 \$4.05

BUILD YOUR OWN ELECTRONIC EXPERIMENTERS' LAB USING ICs.

Includes many circuits and designs for constructing test and measuring instruments mostly using modern ICs. Includes AF osc, TTL pulse detector, hi-impedance Vm, square-wave osc/pulse gen, logic probe, lo-range ohmmeter, bridge, signal tracer etc.

218 \$3.10

SOLID STATE NOVELTY PROJECTS

A number of novelty projects using modern ICs and transistors. Includes 'Optomin' — a musical instrument played by reflecting a light beam with your hand, water warbler for pot plants, music tone generator, LEDs and ladders game, touch switch, electronic roulette wheel etc.

219 \$3.10

BUILD YOUR OWN HI-FI & AUDIO ACCESSORIES

Essential for keen hi-fi and audio enthusiasts. Projects include stereo decoder, three-channel mixer, FET preamp for ceramic pick-ups, mic preamp with adj. bass, stereo dynamic noise limiter, loudspeaker protector, voice-operated relay, etc.

220 \$3.10

28 TESTED TRANSISTOR PROJECTS

Some circuits are new, others are familiar designs. Projects can be split and/or combined for specialised needs.

221 \$4.60

SOLID STATE SHORT WAVE RECEIVERS FOR BEGINNERS

Design and construction of several solid-state short-wave receivers giving high level of performance yet utilising relatively few inexpensive components. See also 226.

222 \$4.60

50 PROJECTS USING CA 3130 ICs.

The CA3130 is an advanced operational amplifier capable of higher performance than many others: circuits often need fewer ancillary components. Interesting and useful projects in five groups. Audio projects. RF projects. Test equipment. Household projects. Misc. projects.

223 \$4.60

50 CMOS PROJECTS

Many interesting and useful projects — multivibrators, amplifiers and oscillators; trigger devices; special devices.

224 \$4.60

PRACTICAL INTRO TO DIGITAL ICs

Introduction to digital ICs (mainly TTL 7400). Besides simple projects, includes logic test set to identify and test digital ICs. Also includes digital counter-timer.

225 \$4.60

HOW TO BUILD ADVANCED SHORT WAVE RECEIVERS

Full practical constructional details of receivers with performance equal to commercial units. Also 'add-on' circuits of Q meter, S meter, noise limiter etc.

226 \$4.60

BEGINNERS' GUIDE TO BUILDING ELECTRONIC PROJECTS

Enables total beginners to tackle electronic projects. Includes component identification, tools, soldering, building methods, cases, legends etc. etc. Practical basic projects are included.

227 \$4.60

HANDBOOK OF RADIO, TV, INDUSTRIAL & TRANSMITTING TUBE & VALVE EQUIVALENTS

Equivalents book for amateurs and servicemen. More than 18 000 old and new valves from UK, USA, Europe, Japan et al. CV (military) listings with commercial equivalents included.

BP2 \$2.25

FIRST BOOK OF PRACTICAL ELECTRONIC PROJECTS

Full constructional data, circuits, components lists for many practical projects including audio distortion meter, super FET receiver, guitar amp, metronome, etc.

BP23 \$2.55

GIANT CHART — RADIO, ELECTRONICS, SEMI-CONDUCTOR & LOGIC SYMBOLS

Identify those symbols at a glance. A must for beginners and advanced enthusiasts alike. Professionals can always hide it in their desks! A steal at only...

BP27 \$2.20

50 FET PROJECTS

Projects include amplifiers and converters, test equipment, tuners, receivers and receiver aids, mixers and tone controls etc etc. The FET used is not critical. This book is of interest and value to SW listeners, radio amateurs, hi-fi enthusiasts and general experimenters.

BP39 \$6.10

IC555 PROJECTS

One wonders how life went on before the 555! Included are basic and general circuits, motor car and model railway circuits, alarms and noise makers plus section on subsequent 556, 558 and 559s.

BP44 \$6.45

MOBILE DISCO HANDBOOK

Most people who start mobile discos know little about equipment or what to buy. This book assumes no preliminary knowledge and gives enough info to enable you to have a reasonable understanding of disco gear.

BP47 \$4.60

ELECTRONIC PROJECTS FOR BEGINNERS

This book gives the newcomer to electronics a wide range of easily built projects. Actual components and wiring layouts aid the beginner. Some of the projects may be built without using soldering techniques.

BP48 \$4.60

LM 3900 IC PROJECTS

Unlike conventional op-amps, the LM 3900 can be used for all the usual applications as well as many new ones. It's one of the most versatile, freely obtainable and inexpensive devices around. This book provides the groundwork for simple and advanced uses — it's much more than a collection of projects. Very thoroughly recommended.

BP50 \$4.95

LONG DISTANCE TV RECEPTION (TV-DX)

Written by UK authority, the book includes many units and devices made by active enthusiasts. A practical and authoritative intro to this unusual aspect of electronics.

BP52 \$6.00

PRACTICAL ELECTRONIC CALCULATIONS & FORMULAE

For the practical person's workbench. Bridges gap between technical theory and cut-and-dried methods which work but leave the experimenter unfulfilled. There's a strong practical bias. Tedious and higher maths avoided where possible. Many tables included. This one's a beauty!

BP53 \$8.25

HOW TO BUILD YOUR OWN SOLID-STATE OSCILLOSCOPE

Project divided into sections for builder individually to construct and test — then assemble into complete instrument. Includes short section on scope usage.

BP57 \$5.50

SECOND BOOK OF CMOS IC PROJECTS

Leading on from book number 224 '50 CMOS IC PROJECTS', this second book provides a further selection of useful circuits mainly of a fairly simple nature. Contents have been selected to ensure minimum overlap between the two books.

BP59 \$5.10

BEGINNER'S GUIDE TO DIGITAL ELECTRONICS

Covers all essential areas including number systems, codes, constructional and sequential logic, analog/digital/analog conversion.

BP61 \$3.50

ELEMENTS OF ELECTRONICS

This series provides an inexpensive intro to modern electronics. Although written for readers with no more than basic arithmetic skills, maths is not avoided — all the maths is taught as the reader progresses.

The course concentrates on the understanding of concepts central to electronics, rather than continually digressing over the whole field. Once the fundamentals are learned the workings of most other things are soon revealed. The author anticipates where difficulties lie and guides the reader through them.

BOOK 1 (BP62): All fundamental theory necessary to full understanding of simple electronic circuits and components.

BOOK 2 (BP63): Alternating current theory.

BOOK 3 (BP64): Semiconductor technology leading to transistors and ICs.

BOOK 4 (BP77): Microprocessing systems and circuits.

BOOK 5 (BP89): Communications.

This series constitutes a complete inexpensive electronics course of inestimable value in hobby or career.

Books 1/2/3 \$8.25 (each)

Book 4 \$10.80

Book 5 \$9.95

SINGLE IC PROJECTS

Simple to build projects based on a single IC. A few projects use one or two transistors as well. A strip board layout is given for each project plus special constructional and setting up info. Contents include low level audio circuits, audio power amps, timers, op-amps and miscellaneous circuits.

BP65 \$5.10

BEGINNER'S GUIDE TO MICROPROCESSORS & COMPUTING

Introduction to basic theory and concepts of binary arithmetic, microprocessor operation and machine language programming. Only prior knowledge assumed is very basic arithmetic and an understanding of indices.

BP66 \$6.40

COUNTER DRIVER AND NUMERAL DISPLAY PROJECTS

Well-known author F.G. Rayer features applications and projects using various types of numerical displays, popular counter and driver ICs, etc.

BP67 \$6.40

52 PROJECTS USING IC741

This book of projects using the inexpensive 741 integrated circuit is translated from the original highly popular German version, with copious notes, data and circuitry.

BP24 \$3.50

POPULAR ELECTRONIC PROJECTS

A collection of the most popular types of circuits and projects to interest most electronics constructors. The projects cover a wide range and are divided into four basic types: radio, audio, household and test equipment.

BP49 \$4.95

ELECTRONIC SECURITY DEVICES

Besides including both simple and more sophisticated burglar alarm circuits using light, infrared and ultrasonics, this book also gives circuits for gas and smoke detectors, flood alarms, fire alarms, doorphones, baby alarms, etc.

BP56 \$5.35

PRACTICAL CONSTRUCTION OF PREAMPS, TONE CONTROLS, FILTERS ATTENUATORS

This book shows the enthusiast how to construct a variety of magnetic tape recording, microphone and disc preamplifiers, and also a number of tone control circuits, rumble and scratch filters, attenuators and pads.

BP60 \$5.30

CHOOSING AND USING YOUR HI-FI

Provides fundamental info invaluable when buying hi-fi. Explains tech. specs, advice on minimum acceptable standards and specs for adequate sound. Also invaluable advice on how to buy and install and maximise your equipment's potential. Includes glossary of terms.

BP68 \$6.10

ELECTRONIC GAMES

How to build many interesting electronic games using modern ICs. Covers both simple and complex circuits for beginner and advanced builder alike. Good one!

BP69 \$6.40

ELECTRONIC HOUSEHOLD PROJECTS

Most useful and popular projects for use around the home. Includes two-tone buzzer, intercom, smoke and gas detectors, baby alarm, freezer alarm etc. etc.

BP71 \$6.10

A MICROPROCESSOR PRIMER

This small book takes the mystery out of microprocessors. It starts with a design for a simple computer described in language easy to learn and follow. The shortcomings of this basic machine are then discussed and the reader is shown how these are overcome by changes to the instruction set. Relative addressing, index registers follow as logical progressions. An interesting and unusual approach.

BP72 \$6.40

REMOTE CONTROL PROJECTS

Covers radio, infra-red, visible light, ultrasonic controls. Full explanations are provided so that the reader can adapt the projects for domestic and industrial as well as model use.

BP73 \$7.15

ELECTRONIC MUSIC PROJECTS

Provides constructors with practical circuits for the less complex music equipment including fuzz box, waa-waa pedal, sustain unit, reverb and phaser, tremolo generator etc. Text covers guitar effects, general effects, sound generators, accessories.

BP74 \$6.40

ELECTRONIC TEST EQUIPMENT CONSTRUCTION

Describes construction of wide range of test gear including FET amplified voltmeter, resistance bridge, field strength indicator, heterodyne frequency meter etc.

BP75 \$6.40

TRANSISTOR RADIO FAULT-FINDING CHART

Used properly, this chart should enable the reader to trace most common faults quickly. Across the top of the chart are four rectangles containing brief descriptions of these faults: sound weak but undistorted; set dead; sound low and distorted; background noises. Selecting the appropriate fault, the reader simply follows the arrows and carries out the suggested checks in sequence until the fault is cleared.

BP70 \$1.85

ELECTRONIC CALCULATOR USERS' HANDBOOK

Presents formulae, data, methods of calculation, conversion factors, etc, for use with the simplest or most sophisticated calculators. Includes the way to calculate using only a simple four-function calculator: trigonometric functions (sin, cos, tan); hyperbolic functions (sinh, cosh, tanh); logarithms, square roots and powers.

BP33 \$4.60

LINEAR IC EQUIVALENTS AND PIN CONNECTIONS

Shows equivalents and pin connections of a selection of popular linear ICs, with details of families, functions, country of origin and manufacture. Includes devices from Analog Devices, Advance Micro Devices, Fairchild, Harris, ITT, Motorola, Philips, RCA, Raytheon, Signetics, Sescocem, SGS-ATES, Siemens, AEG-Telefunken, Teledyne, Texas Instruments.

BP41 \$10.00

ESSENTIAL THEORY FOR THE ELECTRONICS HOBBYIST

Knowledge of a subject considerably increases the enjoyment and satisfaction derived from its practice, and the object of this book is to supply the electronics hobbyist with a background knowledge tailor-made for his or her specific requirements. Minimum maths!

228 \$4.60

PRACTICAL COMPUTER EXPERIMENTS

How to build typical computer circuits using discrete logic. This book is useful Intro to devices such as adders and storers as well as a general source book of logic circuits.

BP78 \$6.50

RADIO CONTROL FOR BEGINNERS

How complete systems work with constructional details of solid state transmitters and receivers. Also included — antennas, field strength meter, crystal controlled superhet, electro-mechanical controls. Ideal for beginners. Section dealing with licensing etc. not applicable to Australia.

BP79 \$6.40

POPULAR ELECTRONIC CIRCUITS — BOOK 1

Yet more circuits from Mr Penfold! Includes audio, radio, test gear, music projects, household projects and many more. An extremely useful book for all hobbyists, offering remarkable value for the designs it contains.

BP80 \$7.15

ELECTRONIC SYNTHESISER PROJECTS

For the electronic music enthusiast, an invaluable reference. This book is full of circuits and information on how to build analogue delay lines, sequencers, VCOs, envelope shapers, etc. etc. The author takes a clear and logical approach to the subject that should enable the average enthusiast to understand and build up what appears to be a quite complex instrument.

BP81 \$6.45

ELECTRONIC PROJECTS USING SOLAR CELLS

Well-known author Owen Bishop has designed a number of projects that benefit from solar power and obviate the problems encountered with batteries, such as weight and bulk, frequency of replacement, and failure when batteries are exhausted.

BP82 \$7.15

VMOS PROJECTS

A book to suit the dyed-in-the-wool experimenter. Though primarily concerned with VMOS power FETs and their applications, power MOSFETs are dealt with, too, in a chapter on audio circuits. A number of varied and interesting projects is covered under the headings: Audio Circuits, Sound Generator Circuits, DC Control Circuits and Signal Circuits. Learn while you build.

BP83 \$7.20

DIGITAL IC PROJECTS

Companion to No. 225 Practical Introduction to Digital ICs and BP61 Beginner's Guide to Digital Electronics. The projects included in this book range from simple to more advanced projects — some board layouts and wiring diagrams are included. The more ambitious projects have been designed to be built and tested section by section to help the constructor avoid or correct any faults that may occur.

BP84 \$7.20

INTERNATIONAL TRANSISTOR EQUIVALENTS GUIDE

Companion to BP1 and BP14 equivalents books, but contains a huge amount of information on modern transistors produced by over 100 manufacturers. Wherever possible, equivalents are subdivided into European, American and Japanese types. Also shown are the material type, polarity, manufacturer and indication of use or application.

BP85 \$10.85

AN INTRO TO BASIC PROGRAMMING TECHNIQUES

Ideal for beginners seeking to understand and program in BASIC. Book includes program library for biorhythms, graphing Y against X, standard deviations, regressions, generating musical note sequences, and a card game.

BP86 \$6.60

SIMPLE LED CIRCUITS — BOOK 2

Sequel to BP42. Further light-emitting diode circuits. If you liked BP42 you'll love this one. If you don't know either it's well worth buying both!

BP87 \$5.05

ELECTRONIC CIRCUITS FOR MODEL RAILWAYS

Constructional details of a simple model train controller, a controller with simulated inertia, a high-power controller, an electronic steam whistle and a 'chuff generator'. Signal systems and train lighting and RF suppression also covered.

BP95 (was 213) \$6.60

ORDER FORM

Send to ETI Book Sales, 4th Floor, 15 Boundary St, Rushcutters Bay NSW 2011.
Please allow 4-5 weeks for delivery. Trade enquiries welcomed.

Please forward:

Book	Qty.				
196	224	BP50	BP77	BP79	
201	225	BP52	BP68	BP80	
205	226	BP53	BP69	BP81	
211	227	BP57	BP71	BP82	
214	BP2	BP59	BP72	BP83	
218	BP23	BP61	BP73	BP84	
219	BP27	BP62	BP74	BP85	
220	BP39	BP63	BP75	BP86	
221	BP44	BP64	BP77	BP87	
222	BP47	BP65	BP78	BP89	
223	BP48	BP66	BP56	BP95 (was 213)	
		BP24	BP60	BP41	
		BP49	BP33	BP70	
				228	

I enclose \$ (inc. p & h.)

Name

Address

Postcode

Post & Handling:
1 — 4 books: \$1.35
5 — 10 books: \$2.70
11 — 20 books: \$3.50
Over 20 books: \$5.00

Australia's most popular computer now even better!



Full upper and lower case video display capability

Screen print facility (obtain a print-out of any 'page' appearing on the screen)

Built-in speaker

WAS \$750

OVER 6,000 SOLD!

Cat. X-4005

All new Expansion Unit — you save!

A brand new model — now with extra value! The first row of 16K RAM is fitted as standard in this unit, with provision for an extra 16K (which gives the System 80/Expansion Unit 48K total memory). And it's \$100 cheaper than the previous model! It provides as standard, a floppy disk controller capable of controlling up to 4 single density disk drives. Although the exterior of the unit is similar to the previous model, there are significant changes internally; the Centronics printer port is still standard, but the RS 232C interface and connector are now only available as an option. The S-100 motherboard has been removed, and is available as a second option for those who require S-100 expansion capability.

\$100 less than previous model!

Cat. X-4020

\$399



Colour Graphics Cat. X-3275

Now you can have colour with your System 80 computer! This kit gives you 8 different colours AND it has a PAL encoded modulated RF output which allows it to be used with any standard colour TV receiver.

Only experienced hobbyists or technicians should attempt this kit

\$129.00


NEW LOW PRICES ON PRINTERS!

UNDER \$500 PRINTER!

Superb dot-matrix printer that uses ordinary fan-fold sprocketed paper up to 204mm wide. Its most unusual feature is the single hammer print-head — this means very few moving parts for increased reliability. Fitted with a standard Centronics type parallel data interface making it compatible with most modern computers. Cat. X-3252

WAS \$495!

\$399




ITOH 8300P DOT MATRIX PRINTER

The ITOH 8300P features high speed, bi-directional printing (125 characters per second), with full upper and lower case character set. It accepts standard fan-fold sprocketed paper up to 240mm wide. This means you can do 80, 40 or 132 column printing. Fitted with standard Centronics type parallel port. A great seller with great features. Cat X3255

WAS \$920!

\$799



NEW DAISY WHEEL WORD PROCESSOR PRINTER

This new Dick Smith daisy wheel printer delivers ultra sharp copy which is a definite prerequisite for word processing. It will accept standard office stationery or continuous stationery up to 400mm wide. The cartridge ribbon and economical Diablo print wheels are freely available making this a very versatile printer with an unbelievable speed of 40 ch/second. Cat X-3265

\$1995



DICK SMITH SYSTEM 80

Monitor program
(suitable for the
hobbyist to program
in machine language)

Flashing cursor

NOW ONLY

\$690

and look at this great new software!

KILLER BEETLES

Pit your skills against the killer beetles. You dig traps and when the beetle falls in you bury him. Problem, they don't stay buried! Cassette based, req. 16K. Cat. X-3598 **\$19.95**

GHOST HUNTER

The aim is to eat the energy dots in the maze before the ghost can get you. Random 'power pills' will assist you in chasing them. Cassette based, req. 16K. Cat. X-3597 **\$19.95**



GALAXY INVASION

Real time graphics and sound, the idea is to destroy the invaders and save Earth, but beware of the Flagships! Cat. X-3693 **\$19.50**



SUPERMAZE

The maze game to end all maze games. It can generate mazes up to 100 x 100 elements — it can take you many hours to find the way out! Cassette based, req. 16K. Cat. X-3672 **\$17.95**

DEPTH CHARGE

The latest version of the arcade favourite. Your mission is to destroy the enemy submarine pack. Good graphics and includes sound. Cassette based, req. 16K. Cat. X-3686 **\$14.95**

RAIN ANALYZER

A most useful program for the man on the land, the geography student, etc. By keying rain patterns for your area in the past (these figures normally available at your local post office, etc.) you can predict rain fall patterns, volumes, etc. Cat. X-3767 **\$19.95**

TREK 78

The classic computer game based on the ever popular TV series 'Star Trek'. This game utilises good graphics and provides continuous 'status' reports. Your aim is to destroy the enemy and save the Galaxy. Cassette based. Cat. X-3644 **\$12.95**

New Exciting Games ...

PENETRATOR

You are the sole survivor of a fighter squadron, whose mission is to invade enemy defence forces and destroy their illegal neutron bomb caches. But the bomb stores have individual defence circles, each with its own special dangers. Once you get through and destroy the bomb deposits, you have to return through the defence rings. Cat X-3673 **\$34.50**

STOCKMARKET

For one to four players, accumulate wealth by buying and selling shares. Stay ahead of the market index by as big a margin as possible, and watch out for the other players too! The market index starts at 100 and is updated each time a share value changes. Financial fun for the whole family. Cat X-3768 **\$19.50**

WIN A DATSUN STANZA

DATSUN



When you purchase a VIC-20, System 80 or Sorcerer computer from Dick Smith Electronics, you become eligible to win this superb

DATSUN STANZA
GL four door sedan

So hurry in for your fabulous System 80 NOW!

Not valid in states where this contravenes State Laws.

Permit No. TC82/278


Issued under the Lotteries and Art Unions Act

Still cheapest per byte!

These superb disk drives cost so much less than the Tandy disk drives. Each drive has a high storage capacity 40 tracks and is suitable for both single and double density recording. With double density recording (using X-3540 Double Density Adaptor), you can store more than 180K bytes per diskette!

The disk drives are suitable for use with most computers and disk controllers using the standard 34 way connection bus — such as the System 80, TRS 80 etc. (Don't pay their prices for disk storage.)

Cat X-4060 Drive 0
Cat X-4061 Drive 1



ONLY \$419

DICK SMITH ELECTRONICS

See page 19 for address details

DSE/A230M/PA1



5000 AMPS FURTHER REFINEMENT

5000 POWERAMP — Much has been said about the brilliant 5000 Mosfet PA by David Tillbrook. Justifiably so in our opinion. If you wish to know more send us a SAE for a descriptive leaflet. If you are well versed with the 5000 PA you may like to know that we now supply Beryllium Oxide (high thermal conductivity) TO-3 ceramic washers in place of the poor conductivity — and flimsy — mica washers, **STANDARD** in our kit. You may have also noticed a number of suppliers offering 'versions' of the 5000 PA and Preamp which to some could be interpreted as the same as the quality Jaycar kit. Whilst we could be smug and say that imitation is the sincerest form of flattery, we would be kidding ourselves. We still firmly believe that the Jaycar 5000 kits are the best for many reasons: Among which are: — Only the finest components go in e.g. 1% Metal film resistors. — Continuing refinement. e.g. Beryllium washers, superior export packing. — superior cosmetic appeal.

PREAMP REFINEMENTS — For quite some time now we have been using the LM194CH ultra-matched transistor array in the M.C. section of the preamp. We felt that this expensive military grade component was justified. We also used the Mil-spec MAT-01GH by Precision Monolithics Inc. of the USA. National Semiconductor now has a device called the LM394H which we now intend to use exclusively in our "Blueprint" series preamps. The H version is **EVEN QUIETER** than the CH versions in the past. While this component is considerably more expensive than the standard LM394 we feel that the extra investment on our part is justified. Yet another example of "Further Refinement".

5000 POWER AMPLIFIER



FROM

\$289

EXCLUSIVE!! Beryllium Oxide TO-3 heatsink washers now used. (Safety pink type).

- STANDARD (ETI) FRONT PANEL \$289.00
- SUPERFINISH (RECOMMENDED) FRONT PANEL \$299.00 (SUPERFINISH PANEL ILLUSTRATED)

LABORATORY MEASURED PERFORMANCE FIGURES:

POWER OUTPUT
FREQUENCY RESPONSE

Around 100W RMS into 8 ohms
8Hz to 20kHz, -0 -0.4dB
2.8Hz to 65kHz, +0 -3dB
Note: These figures are determined solely by passive filters

INPUT SENSITIVITY
HUM
NOISE

1V RMS for 100W output
—116dB below full output (flat)
—116dB below full output (flat, 20kHz bandwidth)
<0.001% at 1kHz (0.0007% on prototypes) at 100W output using a 156V supply rated at 4A continuous
<0.003% at 10kHz and 100W
<0.003% for all frequencies less than 10kHz and all powers below clipping

3rd HARMONIC DISTORTION

Determined by 2nd harmonic distortion (see above)
<0.003% at 100W (50Hz and 7kHz mixed 4:1)
Unconditional

TOTAL HARMONIC DISTORTION
INTERMODULATION DISTORTION
STABILITY

"Blueprint" 5000 preamp



FROM

\$245

EXCLUSIVE!! NEW LM394H EXTRA LOW NOISE ULTRA-MATCHED TRANSISTOR PAIR USED IN M.C. PREAMP.

STANDARD (STILL GOOD) VERSION ONLY \$245.00

"BLUEPRINT VERSION"

FEATURES:

- EXTREMELY CLOSE TRACKING TO RIAA PHONO EQUALISATION
- GOLD PLATED CONNECTORS ON PHONO INPUTS
- ENGLISH "LORLIN" LOW NOISE SELECTOR SWITCHES USED
- LOW NOISE 1% 50ppm METAL FILM RESISTORS USED
- TINNED FIBREGLASS PCB's
- LOW CAPACITANCE SCREENED CABLE USED THROUGHOUT
- QUALITY I.C. SOCKETS PROVIDED
- SPECIAL REAR PANEL MULTICOLOURED LED DISPLAY

only
\$275

SPECIAL OFFER

If you have the good taste to purchase both the 5000 PA and Preamp during June, we will give you our exclusive

JAYCAR


— SOUND ENGINEERING —

T-shirt absolutely FREE. Tell us how big you are or it may not fit!! Available separately for only \$6.50 each.

BERYLLIUM OXIDE WASHERS

If you wish to upgrade the quality of your existing 5000 PA with Beryllium washers you can have a set of 8 for \$15 plus P&P — High thermal shock capacity — Perfectly safe if not EATEN!! — Ceramic material that conducts better than Aluminium — High dielectric strength — As used in Military Aerospace equipment — Precision cut for TO-3 profile.

Freight outside NSW only \$15. Within NSW \$10



JAYCAR 8002

8 CHANNEL
LOW NOISE
BALANCED
STEREO
MIXER

at last!! * the new 8 channel MIXER KIT

† Balanced (600 ohm) mic inputs/line inputs † Balanced output † Input attenuators † Cannon connectors included in the price † Bass, mid & treble equalization on each input † "Effects" (i.e. echo etc) capability † Foldback on all 8 inputs † Stereo pan on all 8 inputs † 60mm slide faders used throughout † 19" rack mount capability (or console mount) † Professional black front panel with format borders and multicoloured knobs to assist function identification † Designed for quick easy service † VU metering † Only high quality components used † 5534A OP amp used for low noise and very low distortion.

BASIC MIXER KIT with all features. Includes 19" rack panel all knobs and electronic components AND 10 CANNON connectors \$495

Console mount chassis in steel, plated and pre-punched. Includes power supply for mixer and wooden end pieces. \$98

Jaycar

125 YORK ST SYDNEY 2000

Ph. 2646688 Telex 72293

Mail Orders To:

Box K-39 Haymarket 2000

Post and Packing charges

NEW SHOP HOURS

Mon-Fri 8.30 to 5.30pm

Sat 8.30 to 1.00pm

Thurs night to 8.30pm

\$5-\$9.99 (\$1.20) \$10-\$24.99 (\$2.40)

\$25-\$49.99 (\$3.50) \$50-\$99.99 (\$4.60)

\$100 up (\$6.20)

SEND SAE FOR FULL DATA ON 5000 SERIES AND THE NEW STEREO MIXER KIT

Ideas for Experimenters

These pages are intended primarily as a source of ideas. As far as reasonably possible all material has been checked for feasibility, component availability etc, but the circuits have not necessarily been built and tested in our laboratory. Because of the nature of the information in this section we cannot enter into any correspondence about any of the circuits, nor can we produce constructional details.

IDEA OF THE MONTH

Fred Stratford
Arana Hills, Brisbane Qld.

Resolving address contention in a microprocessor system

Picture this scene. I have just added another whatever to my processor system — a new RAM, ROM or other address space consuming device. I turn it back on and the little blighter won't reset. I turn it off, remove my new whatever and it goes like a bought one.

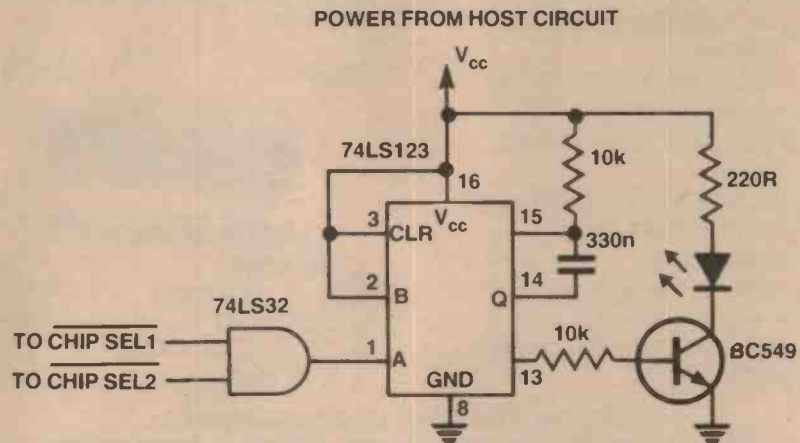
One possible reason? — address contentions!

These can be a real pain to find — especially when the system can't even struggle out of reset. An answer is to cycle the address bus (note one s!) and see if more than one chip select goes down at a given location — hard yakka using conventional approaches such as counters or DIP switches. Since processor chips are now so cheap there is an alternative. The steps are:

1. Obtain yourself a processor chip of your choice and resign yourself to stuffing (yes, I said stuffing) it.
2. Find out the processor's no-operation code. In the case of the 6800 it is hex 01, and 12 for the 6809. (No, I don't know what it is for the Z80 — why would I want to when my system is 6809-based?)
3. Put on your blue and white butcher's apron and bend all the data bus pins up! (Ouch.)
4. Now attach the data pins which should be high for a NO-OP to the V_{cc} rail and those that should be low to the ground rail. Wire-wrap wire works well for this.

Now when your system has an address contention or other problem, this device can be used to help locate it. The use is very simple. Just power up the system with the 'modified' processor installed. When the device resets it will read all NO-OP instructions and hence cycle the address bus through the whole address range. A logic probe or coincidence detector, like that in the accompanying circuit, can be used to detect the fault condition.

COINCIDENCE DETECTOR



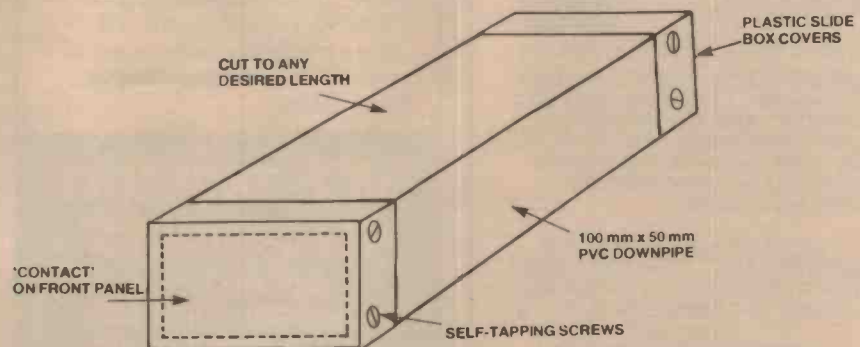
Box your doodads

If you ever need a small box to house your latest electronic doodad but don't have one on hand, a neat and inexpensive one can be made in about one minute from a short length of 100 mm x 50 mm PVC downpipe — according to Robert Jarvis of Epping, NSW, that is.

Such downpipe is often discarded on building sites, and is seamless and may be cut to any desired length. Two yellow

plastic lids from Kodak slide boxes make neat-fitting end pieces, which can be secured with small self-tapping screws. The whole can be sprayed any desired colour, and the front lid dressed with a piece of 'Contact' adhesive or whatever if necessary.

Care is needed when drilling the lids for pots, switches, etc, as the plastic is quite thin.



Complete Disco System



for only \$2950

including

- LENTIK PDM 1000 MIXER
- TWO TECHNICS SLB 202 TURNTABLES
- LENTIK 150W RMS POWER AMP
- TWO LENTIK 112 HT 3 WAY ENCLOSURES (rated at 150W RMS EA.)
- MICROPHONE HEADPHONES AND ALL NECESSARY LEADS
- MUSICOLOR IV
- FOUR PAR 38 LIGHT BOXES (four globes in box)
- ONE YEAR PARTS AND LABOUR WARRANTY



LENTIK PA 4200

- 150W RMS
- 4 CHANNEL
- BUILT IN REVERB
- BASS AND TREBLE CONTROL ON EACH CHANNEL
- MASTER VOLUME AND MASTER REVERB

\$565

Without carpeted box

\$515



LENTIK SLAVE AMPS

- 75W MONO \$299
- 75 + 75 STEREO \$390
- 150W MONO \$350
- 150 + 150W STEREO \$495
- 350W MONO \$450

MANUFACTURED IN QUEENSLAND BY:

UNITED SOUND SYSTEMS

Corner Ann and Warner Streets, Fortitude Valley 4006. Phone 52 2899, 52 7538
SERVING QUEENSLAND AND NORTHERN NEW SOUTH WALES

UNITED SOUND SYSTEMS QLD. AGENT FOR ETONE

Models available ex stock

611	12"	300 mm	30W RMS	\$34.90
616	12"	300 mm	Twin Cone	\$42.60
511	12"	300 mm	40W RMS	\$45.10
516	12"	300 mm	Twin Cone	\$60.20
231	12"	300 mm	60W RMS	\$66.20
236	12"	300 mm	Twin Cone	\$79.20
241	12"	300 mm	80W RMS	\$82.95
246	12"	300 mm	Twin Cone	\$88.20
451	12"	380 mm	100W RMS	\$140.50
484	12"	380 mm	200W RMS	\$220.40
801	15"	380 mm	200W RMS	\$242.20
805	15"	380 mm	250W RMS	\$247.30



BACKGROUND MUSIC TOO EXPENSIVE
NOT WITH A LENTIK AM/FM AUTO REV

CASSETTE RADIO

- AM/FM Radio
- Auto Reverse
- Cassette Deck
- Built in 20 watt Amplifier
- Line out socket

Only requires speakers

\$399

All prices include freight to Qld. Coastal Cities.

Trade inquiries welcomed.

ACORN ELECTRONICS

12 SKIPTONS ARCADE
541 HIGH ST., PENRITH 2750
Mail Order P.O. Box 945 Penrith 2750

JULY SPECIAL

SOAR AUTORANGING

MULTIMETER \$39.95

AS ABOVE WITH

BUZZER \$49.95

A SAVING OF \$10



We stock the following computers:

SYSTEM 80 \$690; COSMAC VIP \$129 (Power supply 12-50 Modulator 5-50); CONCORD (APPLE COMPATIBLE) \$899 POWER SUPPLY \$65; SINCLAIR ZX81 \$199; 16K RAM \$145; POWER SUPPLY \$17.50; PRINTER \$190; CASIO fx 702p \$245.

WE ARE DISTRIBUTORS FOR ELECTROLUBE COMPUTER CARE & OTHER PRODUCTS & STOCK A GOOD RANGE OF COMPONENTS, KITS & TOOLS.

NEW KIT! INTERCOM FOR MOTORCYCLIST & RALLY CAR DRIVERS \$65
ASK FOR OUR PRICE LIST

TRUSCOTT ELECTRONICS

Stockists of:

- ARLEC • SONAR • MAGNAVOX
- SCOPE • PHILLIPS
- FERGUSON • AWA • LANKAR
- RALMAR • SCALAR • K&W products

As well as car sound equipment, CB radio, sky beam antenna.

And a comprehensive range of electronic components at very keen prices.

Ian J. TRUSCOTT ELECTRONICS

CNR EASTFIELD
& BAYSWATER ROADS,
SOUTH CROYDON, VIC.
TELEPHONE (03) 723 3860

Australians
are dying
younger
from heart
disease.



National Heart Foundation.

Ideas for Experimenters

Idle cutout for car air conditioning

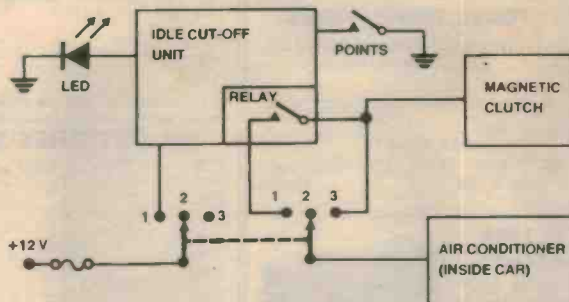
Mr R. Lee of Beverly Hills, NSW, found a simple and effective solution to the problem of car air conditioning loading the motor when idling.

Being the owner of a small-engined car fitted with air conditioning, I found that in city traffic, owing to the frequent stops, the extra load of the air conditioner's compressor was causing the engine to overheat and idle roughly, sometimes stalling.

Commercial units to disengage the compressor at idle are available, but expensive and none too effective. By modifying the ETI Over-rev Alarm (Project 322, Mar. '80) I have constructed an automatic idle cutout switch which disengages the air conditioner compressor's magnetic clutch during the time the vehicle is stopped, with the engine idling.

The changes necessary to the Over-rev Alarm's circuit are:

- 1) Increase C2 from 100n to 220n (four-cylinder car)
- 2) Only one adjustment is necessary, therefore only RV1 is required.
- 3) A Bosch automotive relay is used in lieu of the Sonalert (its contacts being wired to the compressor magnetic clutch).
- 4) A diode is placed around the relay to protect Q1 from voltage spikes.



SWITCH IS 3-POSITION, 2-POLE.
POSITION 1: IDLE CUT-OFF (AT IDLE COMPRESSOR DISENGAGED).
POSITION 2: MAGNETIC CLUTCH OFF (FAN MAY BE ON IF REQUIRED).
POSITION 3: NORMAL OPERATION.
N.B. MAGNETIC CLUTCH IS ALWAYS UNDER THE CONTROL OF THE THERMOSTAT.

5) A LED is mounted inside the car for visual indication of the unit's operation.

6) A three-position switch is used to allow:

- (a) air conditioner to operate normally
- (b) idle cutout switch in-circuit

(c) magnetic clutch circuit disconnected but with fan operating (to reduce load for steep hills, etc)

The block diagram shows how the unit is connected to the car air conditioner's and car's electrical systems.

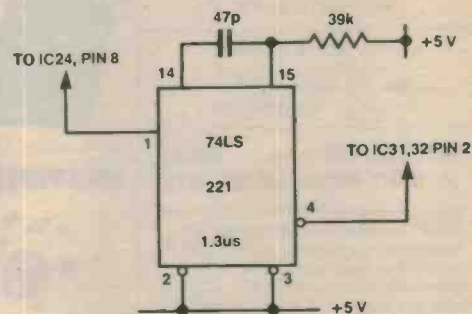
Removing 'interlace jitter' on the ETI-640

An item by J.J. Wilson in this column in the June '81 issue detailed a method of removing 'interlace jitter' from the ETI-640 VDU. However, some owners found it didn't work for them. N.J. Phillis and E. Clarke, in the SAMG's Newsletter, have detailed a method which does seem to work. Here's how it goes:

(a) disconnect diode D7 from IC38, pin 9.

(b) connect a 6k8 resistor between the wiper of RV1 and IC38, pin 4.

The circuit here refers.



★ 'IDEA OF THE MONTH' CONTEST ★

Scope Laboratories, who manufacture and distribute soldering irons and accessory tools, have offered to sponsor a contest with a prize to be given away every month for the best item submitted for publication in the 'Ideas for Experimenters' column — one of the most consistently popular features in ETI. Each month we will be giving away a Scope Panavise pc board holder, model 333 — as described in News Digest, p.8, October '81 issue. Selections will be made at the sole discretion of the editorial staff of ETI Magazine. Apart from the prize, worth about \$70, each winner will be paid \$10 for the item published. You must submit original ideas of circuits which have not previously been published. You may send as many entries as you wish.

RULES

This contest is open to all persons normally resident in Australia with the exception of members of the staff of Scope Laboratories, Murray Publishing, Offset Alpine, Australian Consolidated Press and/or associated companies.

Closing date for each issue is the last day of the month. Entries received within seven days of that date will be accepted if postmarked prior to and including the date of the last day of the month.

The winning entry will be judged by the Editor of ETI, whose decision will be final. No correspondence can be entered into regarding the decision.



Winner will be advised by telegram the same day the result is declared. The name of the winner, together with the winning idea, will be published in the next possible issue of ETI.

Contestants must enter their names and address where indicated on each entry form. Photostats or clearly written copies will be accepted but if sending copies you must cut out and include with each entry the month and page number from the bottom of the page of the contest. In other words you can send in multiple entries but you will need extra copies of the magazine so that you send an original page number with each entry.

This contest is invalid in states where local laws prohibit entries.

Entrants must sign the declaration on the coupon that they have read the above rules and agree to abide by their conditions.

COUPON

"I agree to the above terms and grant Electronics Today International all rights to publish my idea in ETI Magazine or other publications produced by them. I declare that the attached idea is my own original material, that it has not previously been published and that its publication does not violate any other copyright."

* Breach of copyright is now a criminal offence.

Title of idea

Signature

Name

Date

Address

..... Postcode

Cut out and send to: Scope/ETI 'Idea of the Month' Contest, ETI Magazine, 15 Boundary St, Rushcutters Bay NSW 2011.

CLAMP METER

MODEL YF-700

Top of the range model AC Voltage 150V 300V 600V AC Current 6A 15A 60A 150A 300A. Resistance 5kΩ (Midscale 200Ω)

was \$49.99

NOW ONLY

\$43.55

DISCOUNT DISC DRIVES COMPUTERS

PRINTERS

ITOH 8300 PARALLEL	\$668 + TAX
ITOH 8300 SERIAL	\$730 + TAX
ITOH 1500 PARALLEL (DAISYWHEEL)	\$1515 + TAX
ITOH 1500 SERIAL (DAISYWHEEL)	\$1555 + TAX
ITOH 8510 PARALLEL (GRAPHIC ETC)	\$910 + TAX
ITOH 8510 SERIAL (GRAPHIC ETC)	\$1015 + TAX

RITRON COMPUTER GRADE P/S
+5V reg 10a 16V unreg @ 1A
KIT \$79.95 inc
Built and tested \$99.50

ETI636 MOTHERBOARD
7 Slot Motherboard \$90.00
Built and Tested \$120.00
ACTIVELY TERMINATED

INTERSIL LCD \$34.50 3 1/2 DIGIT PANEL METER KITS

Build a working DPM in 1/2-hour with these complete evaluation kits. Test these new parts for yourself with intersil's low cost prototyping kits complete with A/D converter and LCD display (for the 7106) or LED display (for the 7107). Kits provide all materials including PC board, for a functioning panel meter ICL7106EV (LCD).

P.C. EDGE CONNECTORS




S100 gold plated wire wrap	\$8.50
S100 solder tail	\$6.90
D2 Motorola bus	
43/B6 solder tail	\$8.50
43/B6 gold plated wire wrap	\$11.50

10 TURN POTENTIOMETERS

Stock resistance values
50R, 100R, 200R, 500R, 1K, 2K, 5K, 10K, 20K, 50K, 100k
Spectral model 534 1/4" shaft
Price 1-9 \$9.50
10+ values may be mixed \$8.90

DIP PLUGS

Ideal for use with flat ribbon cable or to mount components on
14 pin \$1.20
16 pin \$1.40
24 pin \$1.20
40 pins \$5



POWER TRANSFORMERS

SPECIALLY DESIGNED FOR MICROCOMPUTERS

- Good regulation electrostatic shield
- RI 810 8V @ 10A x 15V @ 1A \$26.50
- RI R20 8V @ 20A 15V @ 1A 15V @ 3A \$36.50

20 TURN CERMET TRIM POT



SPECTROL 43P ACTUAL SIZE

STOCK RESISTANCE VALUES
10R, 20R, 50R, 100R, 200R, 500R, 1K, 2K, 5K, 10K, 20K, 50K, 100K, 200K, 500K, 1M, 2M.
1-9 \$1.40
10-99 \$1.30
100 \$1.20
Values may be mixed.

Hexadecimal Keypad \$28.50 each



19-key pad includes 1-10 keys ABCDEF and 2 optional keys and a shift key
Ideal for dream project

MULTIDIALS



Dials to suit 10 T Pots
Model 21 1.8" dia \$16.50
Model 16 9" dia \$12.50
Model 18 1" x 1.75" dia \$21.50

RS232 & "D" TYPE CONNECTORS

PART NO	DESCRIPTION	1-9	10-25	25+
DE 9P	9 PIN MALE	\$3.50	\$3.50	\$3.10
DE 9S	9 PIN FEMALE	4.50	4.20	3.90
DE 9C	9 PIN COVER	2.20	2.10	1.90
DA 15P	15 PIN MALE	4.50	4.20	3.90
DA 15S	15 PIN FEMALE	5.10	4.90	4.70
DA 15C	15 PIN COVER	2.30	2.10	2.00
DB 25P	25 PIN MALE	5.90	5.60	5.10
DB 25S	25 PIN FEMALE	6.90	6.60	6.10
DB 25C	1 pc Grey Hood	2.40	2.20	2.00
DB 25C2B	2 pc Black Hood	2.80	2.70	2.50
DB 25C2G	2 pc Grey Hood	2.70	2.50	2.40
DC 37P	37 PIN MALE	7.90	7.50	7.10
DC 37S	37 PIN FEMALE	10.90	9.90	9.10
DC 37C	37 PIN COVER	4.90	4.50	4.10
DH S	Hardware set (2 Pairs)	2.10	1.90	1.80

cermet single TURN TRIM POT



Spectral model 63P ACTUAL SIZE

STOCK VALUES
10R, 20R, 50R, 100R, 200R, 500R, 1K, 2K, 5K, 10K, 20K, 50K, 200K, 500K, 1M, 2M
1-9 \$1.00
10-99 0.90
100 0.80
Values may be mixed.

DIP SWITCHES SPST

P N	No of Switches	Price
SD3	3	\$1.60
SD4	4	1.70
SD5	5	1.90
SD6	6	2.30
SD7	7	2.40
SD8	8	2.50
SD9	9	2.70
SD10	10	3.00

DIP SWITCHES SPST



TEXT TOOL ZIP* DIP 11 SOCKETS



16 Pin Zip* Dip 11 \$11.50
24 Pin Zip* Dip 11 12.50
40 Pin Zip* Dip 11 17.50
Zero Insertion Pressure

INCREDIBLE MEMORY AND DISC DRIVE PRICES

	1-9	10-25	25+
2708	4.90	4.00	3.90
2716	4.90	4.20	3.90
2732	8.00	7.50	7.00
4116 (200nS)	1.95	1.80	1.75
4164 64K Dynamic	11.00	10.00	9.50
M58725P (2K x 8)	10.00	9.00	8.50

Static
(As used in new 64K Static \$100 PCB)
ALL PRICES INCLUDE SALES TAX

DISK DRIVES

MPI 51 \$275.00 + 17.5% ST.
MPI 52 \$385.00 + 17.5% ST.
MPI 91 \$415.00 + 17.5% ST.
MPI 92 \$515.00 + 17.5% ST.

TANDON

TM100-1 \$295.00 + 17.5% ST.
TM100-2 \$385.00 + 17.5% ST.
TM100-3 \$415.00 + 17.5% ST.
TM100-4 \$515.00 + 17.5% ST.

BUILD YOUR OWN SPEAKERS WITH PHILLIPS

PART No	PRICE
AD0140TB	\$11.86
AD016101TB	\$16.95
AD01605-TB	\$16.54
AD0162-T15	\$18.78
AD0162-T15	\$13.03
AD0162-TB	\$13.77
AD0210-SQ8	\$32.70
AD02160-SQ8	\$36.91
AD02161-SQ8	\$33.46
AD10100-W8	\$52.72
AD12100-HP8	\$85.10
AD12100-M15	\$79.11
AD12100-M8	\$79.11
AD12100-W8	\$53.99
AD12200-W8	\$73.12
AD12250-W8	\$90.52
AD12650-W8	\$73.12
AD2273-T8	\$5.03
AD4060-W8	\$19.06
AD5060-SQ4	\$22.05
AD5060-SQ8	\$22.05
AD5060-W8	\$17.59
AD5061-M8	\$17.09
AD70601-W8	\$20.40
AD70620-M8	\$21.54
AD7063-M8	\$20.78
AD70630-M8	\$20.78
AD70650-W8	\$26.96
AD7066-W8	\$26.96
AD80601-W8	\$20.24
AD8061-W8	\$20.24
AD80652-W8	\$28.20
AD8066-W4	\$27.66
AD8081-M8	\$9.81
AD9710-M8	\$19.11
ADF1600-8	\$41.44
ADF500-4500-8	\$19.44

DIODES

	10-99	100+
IN4001	6c	5c
IN4002	6c	5c
IN4004	7c	6c
IN4148	5c	4c
IN5404	30c	25c
IN5408	35c	30c
IN4007	12c	11c

HEATSINKS

High Thermal Capacity Black Anodised

	1-4	5-9	10-49	50-99	499 plus
H51 - 38mm	\$	\$	\$	\$	\$
1.85	1.75	1.50	1.35	1.00	0.90
H52 - 75mm					
3.00	2.90	2.50	2.00	2.00	1.50
H53 - 150mm					
5.80	5.40	4.90	3.80	2.90	2.70
H54 - 225mm					
8.10	7.60	7.10	5.90	4.50	4.30
H55 - 300mm					
8.90	8.40	7.90	6.50	4.90	4.60

Unanodised

HS11 - 38mm	1.40	1.20	1.00	0.90	0.80	0.70
HS12 - 75mm	2.50	2.20	1.90	1.60	1.25	1.20
HS13 - 150mm	4.90	4.50	4.00	3.20	2.45	2.40

BLANK CASSETTES T.D.K.

TDK ADC60	1 for \$3.60	10 for \$26.00
TDK DC60	1 for \$2.10	10 for \$18.00
TDK ODC60	1 for \$3.50	10 for \$31.00
TDK SAC60	1 for \$3.30	10 for \$29.00
TDK SAXC60	1 for \$5.70	10 for \$46.00
TDK DC90	1 for \$3.05	10 for \$21.00
TDK ADC 90	1 for \$3.50	10 for \$28.00
TDK SAC 90	1 for \$4.20	10 for \$37.00
TDK ODC90	1 for \$4.70	10 for \$45.00
TDK SAXC90	1 for \$5.50	10 for \$49.00
TDK DC120	1 for \$4.50	10 for \$37.00
TDK ADC120	1 for \$5.40	10 for \$46.50

Bankcard Mail Orders Welcome
Please debit my Bankcard.
Bankcard No. ETI7/82/3
Expiry Date
Name
Signature

Post & Pack \$2.50 small kits, heavier kits add extra postage.
Prices subject to change without notice. Send 60c and SAE for free price list and inclusion on all future mailing lists.
MAIL ORDERS: PO Box 235, Northcote, Vic 3070. Min P & P \$1.00.
Ph: (03) 489 8131.

ROD IRVING ELECTRONICS

425 HIGH STREET, NORTHCOTE 3070, MELBOURNE, VICTORIA. Ph (03) 489 8131. Telex No. 38897

Shoparound

THIS PAGE is to assist readers in the continual search for components, kits and printed circuit boards for ETI projects. If you are looking for a particular component or project — check with our advertisers if it is not mentioned here.

ETI-1506 Bike flasher

There are a few 'out of the ordinary' components in this one, but they shouldn't be too difficult to get. The potcores specified we obtained from Radio Despatch Service in Sydney, but All Electronic Components in Melbourne and perhaps Rod Irving Electronics could supply them. The Philips part number is given in the transformer winding details.

The xenon flash tube and trigger transformer we obtained from Circuit Components of 383 Forest Rd, Bexley NSW, (02)59-6550. The tube is type MFT1210, the transformer type TR4KN. Dick Smith has a similar tube, cat. no. S-3882, and transformer, cat. no. M-0104. Electronic Agencies list a tube in their catalogue — no. SE3285, and a transformer — cat. no. ME0004. Tandy also list a tube and trigger transformer in their catalogue. The tube is no. 272-1145, the transformer, no. 272-1146.

All the other components are generally easy to obtain off-the-shelf from most electronic component suppliers.

ETI-160 13.8 V supply

The only transformer we could find to do the job was the Dick Smith M-2000. Other kit suppliers may have a similar transformer specially wound for this project. It is the same transformer we used in the ETI-1503 'Intelligent' Battery Charger described in the August 1981 issue.

The K&W C1064 case is the same as used in that project, too, and should be widely available. Should you find difficulty in obtaining one of these, you might enquire about the address of your nearest supplier from the manufacturers — Ballarat Electronic Suppliers, 5 Ripon Street North, Ballarat Vic. 3350. (053)31-1947.

The 152 mm length of Philips 45D6CB heatsink we obtained from Jaycar, but it is reasonably widely stocked.

ETI-145 'Prototyper'

This project should be widely stocked as a kit, according to feedback from kit

and component suppliers. Little difficulty should be met in obtaining most of the components.

Intersil (who make the ICL7660) are represented in Australia by R&D Electronics at 133 Alexander St, Crows Nest NSW 2065, and 257 Burwood Highway, Burwood Vic. 3125. All Electronic Components in Melbourne are an official Intersil distributor and they recently advertised the ICL7660 at \$4.28 plus sales tax. However, All Electronic Components should be able to supply you the ETI-145 as a complete kit.

The breadboard strip used in this kit is available in a variety of configurations from a wide range of suppliers. The Atek AT-2N is handled by Emona Enterprises, CBC Bank Building, 661 George St, Haymarket, Sydney, (02)212-4815. Radio Parts handle the Atek breadboards in Melbourne, Radio Despatch Service in Sydney. The Continental Specialities breadboard is available from a variety of suppliers. Anyhow, you should have little difficulty in getting a breadboard to suit.

ETI-670 ASCII keyboard

Owing to an unfortunate series of circumstances — too long, boring and bitter to go into here — key components for this project have become unavailable. The overseas supplier of the low-cost keyboard let down the importer, Amtex, and this unit will not be available. Sorry, but there's nothing we can do about it. Secondly, the GIM AY-5-2376 encoder chip is now an obsolete part and will no longer be manufactured. However, the local distributors — Daneva Australia Pty Ltd — have arranged to stock several hundred devices so that the project is not completely lost. But once they're gone, that's it.

Suitable keyboards can be obtained from a variety of suppliers — Daneva can supply a low-cost Clare keyboard, for example. You can contact Daneva at 66 Bay Road, Sandringham Vic. 3191. (03)598-5622.

Another pcb supplier

We should have mentioned in the list of pc board suppliers in the June issue that Electronic Agencies are now stocking every pc board for ETI projects published from 1975 onwards. They have two stores: 115-117 Parramatta Rd, Concord NSW 2137, and 121 York St (now on the street front), Sydney.

AMS

MAIL
ORDER
CENTRE

TAPES CHEAP!

BULK TAPES DISCOUNTED

Maxell

UDXLIS C90	EPITAXIAL	12 for \$58
UDXLII C90	EPITAXIAL	12 for \$49
UD C90	ULTRA DYNAMIC	12 for \$38
LN C90	LOW NOISE	12 for \$28

TDK

SA-X C90	SUPER AVILYN DUAL COATING	10 for \$49
SA C90	SUPER AVILYN	10 for \$39
AD C90	ACOUSTIC DYNAMIC	10 for \$30
D C90	DYNAMIC	10 for \$24

BASF

CRO ₂ C90	CHROMDIOXIDE	10 for \$48
FE C90	FERROCHROME	10 for \$38
LH C90	LOW NOISE	10 for \$25

VIDEO - OPEN REEL - METAL
MAXELL, TDK, BASF, AKAI

— Send for
complete Tape Price Lists — FREE

HI-FI SYSTEMS

AMPLIFIERS, TUNERS, TAPE DECKS,
TURNTABLES, SPEAKERS, HEADPHONES,
RECEIVERS.

Our range includes:

Sansui

PIONEER

marantz AKAI

SOUND DYNAMICS KSW

CAR SOUND

RECEIVERS, TAPE PLAYERS, BOOSTERS,
EQUALISERS, SPEAKERS — Including:

PIONEER VOXSON

ACCESSORIES

CARTRIDGES, STYLII, CLEANERS,
DEMAGNETISERS, DISCWASHER

CCI

— PARABOLIC STYLUS —
Complete Range

ortofon

Moving Coil and
Magnetic Cartridges

Ring or Write for Free Price Lists!

TAPE ORDERS:

Add: Pack and Post \$3.00 per Order
and send cheque/money order to:

AMS

MAIL ORDER CENTRE
135 HAWTHORN ROAD,
CAULFIELD, VIC. 3162
(03) 528 1149

Stock at prices shown available at time
of going to press

LISTEN IN TO SECRET RADIO



There are literally thousands of radio transmissions every day that you've never had the chance to listen to simply because there's never been an economic way to listen to them. NOW there's a way! The new Bearcat 150FB scanning receiver from Dick Smith Electronics!

COVERS THE FOLLOWING 'SECRET' FREQUENCY BANDS:


66-88MHz Business radio	144-148MHz Amateur radio band	148-174MHz Business radio, tow trucks, harbour marine etc	406-470MHz Amateurs, business radio, police etc.	470-490MHz UHF CB, Taxi, other emerg. services
----------------------------	----------------------------------	--	---	---

Super sensitive front end for the ultimate in reception: uses latest frequency synthesis circuitry to eliminate expensive quartz crystals as found in inferior models.

Telescopic whip antenna for reliable local area communication, plus provision for external monopole or beam antenna for extra long range reception.

Inbuilt 240V power supply - it works anywhere there's a power point - with a special battery memory back-up in case of power failure. You don't lose any of those special frequencies you've found with this amazing scanner...

Huge fluorescent digital readout for optimum readability in all light conditions (beware of LED or LCD readouts which can cause problems).



Moisture proof 'touch pad' type controls for all scanning functions - no moving parts to wear out not even any volume or other controls to get noisy! Everything is controlled by touching the keys, and each key gives you an answering 'bleep' to let you know it's understood.

Internal microprocessor integrated circuit - virtually a mini computer in one chip - to make child's play of the normally extremely complex controls and functions of the scanner. You'll only take a couple of minutes to learn to use this incredible device!

Direct entry of up to 10 different channels to cover all your favourite transmissions. Changing channels is as easy as typing in a new frequency - no crystals to change!

AND IT'S UNDER \$300.00!

DSE/A275/

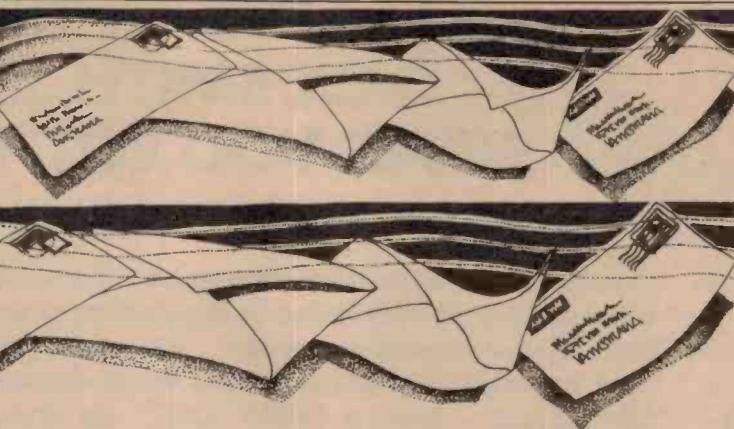
The amazing Bearcat 150FB: Australia's lowest priced synthesised scanner radio receiver. Incredible value for all those interested in listening to stations using the VHF & UHF spectrum - includes amateurs, business, police, fire, ambulance & other emergency services. Imagine - you could be listening to tomorrow's news - today!
Bearcat 150FB Scanner: exclusive to Dick Smith Electronics.
Cat D-2800

DICK SMITH Electronics

ONLY \$275⁰⁰

SEE PAGE 19 FOR ADDRESS DETAILS

LETTERS



Dear Sir,

As an avid hifi enthusiast I have enjoyed the 'sound' section of your magazine. However, in the past few months I have found the section dominated or squeezed out by other items. I hope this situation will not continue to get worse — or even stay as it is.

Onto other matters, I have been thinking about the model 5000 pre and power amps (and the bridging unit); however, I find the use of inferior capacitors leaves the unit to shame. When every other part of a system is scrutinised, why is the capacitor assumed to be blameless? I say you should perhaps read the articles published in the February and March issues of 'Audio' — I would regard this area of inattention the failing point of your amp system.

Perhaps you may consider a study of the factors: what higher grade units (if any) are available here, cost, size, voltage limits, characteristics, capacitance ranges available, etc.

Under no conditions would I ever use glass, mica, polyester (greencaps), mylar (or metalised), polycarbonate. And I'd start looking very hard at those electrolytics too (A1 units may be slightly better) in the audio stages; smoothing and certain other stages may not be worth worrying too much about. (And of course we are forgetting the ubiquitous diode too).

Well, what do you have to say?

P. Iles
Sorell, Tas.

The 'size' of a section in ETI devoted to a particular category of the broad field of electronics is dictated, month to month, by a variety of factors. Chief among these are the interest among readers or demand for material covering a topic or area, the material available, the cost versus benefits, and the amount of advertising (the company's shareholders require that we make a profit). Whilst your specific interest may be audio, the specific interests of thousands of other readers lie in different areas — some are interested mainly in projects, some mainly in computers, etc. The situation regarding the Sound (or, rather, the Sight & Sound) section of ETI is not likely to remain 'fixed'. It is not being 'squeezed out' by other sections, but it will vary.

Regarding the Series 5000 power amplifier and preamplifier, your scrutiny of the circuitry clearly did not include a scrutiny of the specifications. We should point out that the published specifications are actually performance figures, measured on the prototype. Any jibe about the use of capacitors, or certain capacitors, or any other component or

circuit technique employed in the Series 5000, must consider this. Quoted performance is not theoretical. Many factors were considered during the design of the Series 5000 — amongst them, capacitors and resistors. If you would never use "... glass, mica, polyester, mylar (or) polycarbonate" capacitors, and suspect electrolytics, then what would you use? Air-insulated capacitors? Ever seen a 470n air-insulated capacitor?

A plethora of sheer rubbish is promulgated in audio journals about the 'sound' of passive components, and capacitors seem to be out of vogue in recent years — to the point where capacitor-coupled amplifiers of any sort are frowned upon as being inherently inferior. Many writers profess a yearning for valve amplifiers — which are inferior!

And what about the ubiquitous diode? What do you suggest we use for ac mains to dc power supply conversion — a rotary converter?

Roger Harrison
Editor ETI


TOYO

PRECISION EQUIPMENT FOR THE ELECTRONICS INDUSTRY

The TOYO mini drills and lathe offer a high level of accuracy comparable with larger machine tools.

The MINI LATHE (as illus) is fitted with a 240 volt motor, speed range from 250-3000 rpm. It has a swing of 100mm and is 250mm between centres. Weighs 15kg.

Basic Price \$425



Accessories available
*Prices & Tax

The MINI DRILL comes in two models, MINI DRILL I, a standard speed drill offering 6 speeds from 850-3100 rpm, with a 6.5mm drilling capacity. Weight 5.4kg, ideal for model makers, instrument and repairers, etc. The high speed MINI DRILL IH has 2 speeds 8,000 + 12,000 rpm with a drilling capacity from No. 80 to 6.5mm and weighs 5.4kg, is suited for drilling printed circuit boards etc.

A machine vice is included with both models.

Mini Drill I \$150

Mini Drill IH \$150



For brochures, prices and information contact

MELBOURNE MACHINERY CO. (SALES) PTY LTD
51 Queensbridge St, South Melbourne, Vic (03) 61 2911.

I'VE RE-ORGANISED MY STORES - YOU REAP THE BENEFITS!!

NOW THERE'S A DICK SMITH STORE NEAR YOU WITH A



- A full, comprehensive range of amateur equipment and accessories at the most competitive prices!
- Run by a licensed amateur - with full information on all gear and technical specifications. With demo equipment in operation - and a 'HOT LINE' to the head office YAESU technical support facility
- It's the best thing to happen to amateur radio in Australia: ever!



CHECK OUT THESE SUPER DEALS AT YOUR

FT208R
2 metre hand held 800 channel fully synthesised hand held with LCD readout
Cat. D-2889

~~\$368~~
\$325

~~\$795~~
\$765

FT707 HF mobile
Talk to the world from your car/boat or plane. Full HF band coverage. 100W. Ideal mobile (or base with optional supply.)
Cat. D-2869

FT408R 2 metre THE BIG GUN!!!
All mode 2 metre with everything that opens and shuts! Cat. D-2887

~~was \$525~~
\$514 with bonus 5/8 antenna & base. THIS MONTH ONLY.

FT230R
2 metre mobile. Amazingly small - but a full 25w output. Ideal for today's compact cars.
Cat. D-2893

~~\$375~~
\$359

FP707 13.8V was ~~\$168~~
Mains power supply to suit FT707. Cat. D-2895

FRG7700
The go anywhere all mode receiver. Covers everything from 150kHz to 30MHz.
Cat. D-2840

~~\$589~~
\$525

FT290R
2 metre all mode portable/mobile. Our most popular 2 metre rig! Loaded with features, incredible performer.
Cat. D-2885

~~\$395~~
\$349

FL2100Z
For real amateur power! Run your station at maximum legal power - and the FL2100Z is just coasting Cat. D-2548

~~\$580~~
\$568

FT-ONE THE ULTIMATE
Every ham's dream - now can be yours. And this month ONLY get a bonus FM board absolutely FREE with your FT-ONE Sells for \$2995 in the USA. Cat. D-2852

\$1975

DEMO AND STORE STOCK with full 12 months warranty... making room for new models... you reap the benefit!!!!

	DESCRIPTION	CAT	WAS	NOW
FT207R	2m h/held - ONLY A FEW LEFT!	D-2888	\$358	\$235.00
PA2	Mobile charger for FT207	D-2994	\$29.95	\$19.95
SPECIAL OFFER: BOTH OF THE ABOVE FOR A RIDICULOUS \$246.50!!!				
FT107M	HF band, all solid state.	D-2863		\$850.00
FT720RVH	2 metre 25W *save \$80*	D-2890	\$449.95	\$369.95
FT101ZD	The Famous '101' *save \$60!*	D-2859	\$910	\$860.00
FT227RB	2 metre with scanning *save \$60*	D-2891	\$379	\$319.00
FV707DM	Digital VFO for 707	D-2896	\$299.50	\$266.00
MMB2	Mobile bracket for 707	D-2897	\$36.00	\$25.95
FT107DMS	HF WARC band, with DMS *SAVE \$103*	D-2871		\$1225
FT7B	HF solid state mobile	D-2868	\$599	\$549
FT901D	HF base station	D-2854	\$1075	\$950.00
901DC CONV	DC/DC Converter for FT901/902	D-2856	\$69.00	\$49.00
SPECIAL OFFER: BOTH OF THE ABOVE (D-2854/2856) FOR ONLY \$990				
901 MEM	Memory unit for FT901/FT902	D-2858	\$139.50	\$99.00

Gailbraith Paddle - make your own Morse Keyer D-7103 ONLY \$14.95
Some stores have little - or no - stock available. Jim Powell (02) B88 3200 knows where all these bargains are!!!

NOW BACK IN STOCK!

Dick Smith's Australian Amateur Radio Handbook. All new, completely revised edition. Everything you wanted to know about amateur radio in Australia. Great for the old ham, the young novice or the aspiring hopeful. Cat. B-2320



HOBBYISTS EXPERIMENTERS SCOOP PURCHASE
YC221 DIGITAL DISPLAY
D2898 **\$29⁹⁵**
worth over \$100
7 digit freq display unit
converts to beaut freq. counter



DICK SMITH Electronics



- SYDNEY - 125 York St.
- GORE HILL - 162 Pacific Hwy.
- NORTH RYDE - 396 Lane Cove Rd.
- PARRAMATTA - 30 Grose St.
- ADELAIDE - 60 Wright St.
- MELBOURNE - 399 Lonsdale St.

- SPRINGVALE - Dandenong Rd.
- RICHMOND - 656 Bridge Rd.
- PERTH - 414 William St.
- BURANDA - 166 Logan Rd.
- CHERMSIDE - 842 Gympie Rd.

PLEASE NOTE:

The stores at left, stock the complete range of Dick Smith Amateur Radio equipment. All other Dick Smith stores stock some amateur equipment, but may not be able to give you the service of the 'HAM SHACK' stores listed.



Amateur satellite first to be launched from manned spacecraft!

A new Russian amateur satellite was put into orbit on May 17 when two cosmonauts pushed the 28 kg (62 lb) bird 'Iskra 2' through the airlock of their Solyut 7 spacecraft.


Soviet newsagency Tass reported that the communications satellite was created with the help of "young scientists and amateur radio enthusiasts" from the USSR and several of its allies.

Iskra 2 is believed to incorporate a translator with input on the 15 metre band (21 MHz) and output on the 10 metre band (28 MHz).

This is probably the first working satellite put into orbit from a manned spacecraft. (Westlink Report).

Novice handbook

What every novice or aspiring novice needs is a good Australian 'handbook'. The *Novice Operators Theory Handbook*, by Graeme Scott, VK3ZR, and Sandy Brucesmith, VK2AD, is an attempt to provide one.



The book is set out as a 'programmed' learning manual with 16 chapters, each covering the basics of a topic followed by questions and exercises. It's a well-proven and useful study technique.

The topics covered are: electrical laws and circuits, vacuum tubes, semiconductor devices, power

supplies, HF transmitters, morse transmitters, AM transmitters, SSB transmitters, receivers, propagation, transmission lines, antennas, interference, test equipment, circuit symbols, morse code. Answers to questions are also included.

The production is rough in places, particularly in the diagrams, and a little more attention to detail here would have improved the book's 'readability' immensely. The text is very limited, to the point of being 'sketchy' in places, and we recommend the book be used in conjunction with a sound basic text in electronics. It seems a 'teacher' or 'guide' is assumed — certainly, one is necessary if you're contemplating sitting for the D.O.C. Novice operator's certificate of proficiency.

The book has a strong practical 'bent' and is copiously illustrated: 205 x 280 mm, 80 pages, rrp: \$6.50. A good first effort. If you can't find it in your local hobby or ham store, try Megjay Pty Ltd, 110 Rosemead Rd, Hornsby NWS 2077.


The 'WIA Book'

A timely and extremely useful book has been published by the Wireless Institute of Australia, simply called the WIA Book.

Whilst it does contain a lot of information about the Institute, it is also crammed full of useful facts and articles of everyday use to Australian amateurs — something which has been hitherto totally unavailable.

The book is divided, roughly, into two sections. The front section contains much historical (fascinating!) material plus information on the WIA. It also includes items on awards, services, emergencies, the ionosphere, satellites, QSLs and call signs, etc.

The second section is almost



entirely devoted to 'VHF Projects' — reprints from recent past issues of the WIA's house journal 'Amateur Radio' (which will be 50 years old next year!). All useful stuff. It even includes an article by Phil Wait and Roger Harrison — it **must** be good! Top Stuff!

The WIA book was edited by Bruce Bathols, VK3UV, with technical assistance from Ron Cook, VK3AFW, and research by Peter Dodd, VK3CIF. Available through affiliated radio clubs and state WIA offices; 210 x 135 mm, 160 pages, cost: \$3.50.

Club Call

The **St. George Amateur Radio Society (SGARS)** has advised us that they meet on the first Wednesday of each month at 7.30 pm at Allawah Scout Hall, Cnr. Blakesley Rd and Bellevue Parade, South Hurstville NSW. SGARS's stations are: VK2LE, VK2RDX (Channel 6650, Mt. Bindo), VK2RLE (Channel 6800, Heathcote), and VK2RUH (Channel 8425, Hurstville — proposed). Novice net is on Sundays at 8 am on 3555 kHz, HF nets Tuesday at 7.30 pm on 14 120 kHz and 8 pm on 28 520 kHz, and VHF net on Thursdays on Channel 6800. Further information is available from P.O. Box 77, Penshurst NSW 2222, or by contacting Derick Sellars VK2AZS, (02)560-8644 or (02)529-8674 ah; or Jim Button VK2NPA, (02)543-3295 or (02)521-7303 ah.

The **Tamworth Amateur Radio Club** is holding its annual Noel Taylor Memorial Field Day on September 4 and 5 at Duri Hall. There will be a social gathering on the Saturday night, with a spit-roasted pig plus trimmings to be eaten round an old-fashioned open fire, and throughout Saturday and Sunday fox hunts, competitions, displays, etc, will be held. For further information contact E. Mogor (VK2VDQ) at the Tamworth Amateur Radio Club, Victor St, Wallabadah NSW 2343. All welcome!

**DICK'S DIRECT
IMPORT PRICES**

SAVE ON 40CH



40Ch AM STALKER VIII

Don't take chances in buying CB radio... buy your CB from Dick Smith, Australia's CB expert! The superb Stalker VIII CB features the new legal 40 channels, complete with microphone and mounting bracket. Large LED channel readout, easy to use and has maximum legal output.

FANTASTIC VALUE!

DOC Approval No. 249A001

~~\$149.00~~
NOW ONLY \$97.50

NOW FULLY APPROVED

Cat. D-1447



Cat. D-1710

40Ch AM/SSB DICK SMITH HORNET II

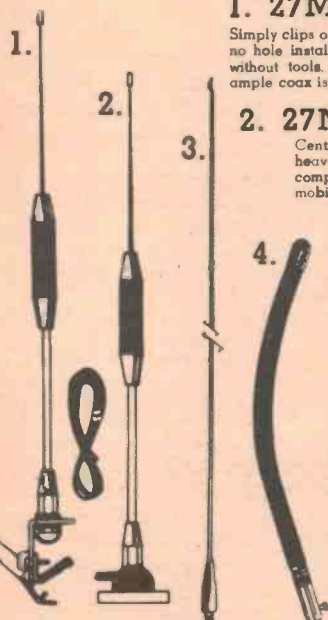
This unit is the latest in 40 channel CB technology. With the massive 12 watts p.e.p. output on SSB, this set meets the high DOC standard RB249A. Frequency range is 26.965MHz to 27.405MHz and accessories include DC power cable with built-in fuse and microphone clip.

~~WAS \$239.50~~

DOC Approval No. 249A006

SAVE \$40!

THIS MONTH ONLY \$199



1. 27MHz Gutter Grip

Simply clips onto the rain gutter of any vehicle. Features no hole installation and can be installed or removed without tools. Antenna has centre loading coil and ample coax is supplied.

\$25.00

Cat. D-4411

2. 27MHz Magnet Base

Centre loaded stainless steel construction with heavy magnetic base. 16 feet of coax supplied, complete with PL259 plug. Ideal for 'instant' mobile use.

\$25.00

Cat. D-4412

3. 1/4 Wave Whips

Your choice of stainless steel or fibreglass. Each is approx. 275m long, ideal for marine or CB use.

\$15.50

Cat. D-4416

4. 'Rubber Duck'

Indestructible and very flexible, perfect for handheld sets. Only 300mm long, great replacement antenna!

\$8.50

Cat. D-4629

TOP VALUE HAND HELD

Cat. D-1102

For the weekend boatmen who don't want the more expensive full power transceivers, but who still need that reassurance of having a safety transceiver on board. Three channels available, one fitted with 27.620MHz, the others left blank for your own choices.

Crystals are reasonably priced and easy to fit. This set takes 8 'AA' pencil batteries.

~~WAS \$51.00~~

THIS MONTH ONLY \$39.50

FULL RANGE OF ACCESSORIES AT LOW DICK SMITH PRICES!

DICK SMITH Electronics

SEE PAGE 19
FOR ADDRESS DETAILS

bankcard
welcome here

Terms available to approved applicants through...



DSE/A234 M/PAI

8 + 16 BIT

AED SUPERCOMPUTER

THE MOST POWERFUL \$100 CP/M SYSTEM IN THE WORLD



THE MOST POWERFUL \$100 CP/M BASED COMPUTER IN THE WORLD

HOW CAN AN AUSTRALIAN MANUFACTURER TRULY MAKE SUCH A CLAIM? **IT'S TRUE!**

* — ASK US WHY — *

THIS COMPUTER USES OUR UNSERIAL TERMINAL TO PROVIDE A DUAL OPERATING SYSTEM WITH CP/M ENHANCEMENTS THAT MUST BE SEEN TO BE BELIEVED.

ASK FOR A DEMO OR A PAMPHLET.




MICROCOMPUTER PRODUCTS

130 Military Road, Guildford, NSW 2161.
Phone (02) 681 4966 (3 lines).
Telex AA70664.

RADIO DESPATCH SERVICE


869 George Street, Sydney, 2000. (Near Harris Street)
Telephone: (02) 211 0191 (02) 211 0816
Open: Mon-Fri 8.15 am to 5.30 pm. Thursday night late shopping till 8.30 pm. Sat 8 am to 11.45 am.

TEXAS INSTRUMENTS CALCULATORS



TI-55-II
suggested retail \$59.95

OUR PRICE \$55.45
Including tax
\$49.29
Tax Exempt

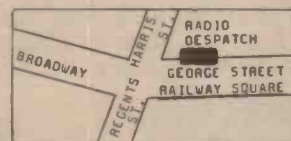


TI-54
suggested retail \$45.00

OUR PRICE \$41.65
Including Tax
\$37.00
Tax Exempt

		Incl. S/Tax			Incl. S/Tax
TI-1750 III	15.62	17.57	TI-35 II	22.20	24.98
TI-1760 DATACARD	20.70	23.95	TI-40	32.86	36.97
TI-1790 DATACHRON	35.23	39.95	TI-54	37.00	41.63
TI-5025	80.36	90.44	TI-55 II	49.29	55.45
TI-5100	35.00	39.38	TI-58c	107.00	120.26
BA II Executive	41.12	46.26	TI-59	224.00	254.73
MBA	64.55	72.62	PC-100C	205.00	231.60
PROGRAMMER II	61.67	69.38			
TI-30 II	17.26	19.42			

Calculator Accessories and Spare Parts Plus Educational Aids.



COME AND SEE US NOW!

**MAIL ORDERS TO:
MAIL ORDER DEPT E.T.**

Radio Despatch Services, 869 George St., Sydney 2000 Ph: (02) 211 0191 211 0816

PERFORMANCE: DECISION 1



Microtrix proudly presents the entire range of MORROW DESIGNS IEEE 696 S100 products. They represent an integrated set of high performance, state-of-the-art boards and systems.

Decision 1

The Decision 1 is an attractive, versatile, IEEE 696 S100 computer utilising the advanced boards from MORROW DESIGNS. Whether you're building a single or multi-user system, the Decision 1 offers you a hardware/software combination unmatched in the field. Decision 1 is not simply an improved 8-bit microcomputer: it's a breakthrough. In both computing power and price.

Central Processing Unit

The CPU card, designed to function like an IBM 370* processor, features dynamic allocation of memory in 4K increments to 1 Megabyte; supervisor control of users; sophisticated trapping mechanism; and optional floating point processor.

DMA Floppy Controller

This controller is sheer brilliance! It implements full DMA as per IEEE 696 specifications, utilising an on-board Z-80A to supervise operations. Using MORROW's channel drive concept, operation is

not unlike the channel controllers which attach to IBM 370* mainframes, enhancing system throughput. Memory and I/O mapped controllers are also available.

DMA Hard Disk Controller

Second to none in the world for speed, size, and cost, this controller also employs the channel drive concept and DMA transfers. The fast Signetics 8X300 microsequencer is used to control all drive functions.

Micronix Operating System

A multi-user, multi-tasking operating system designed to operate on the Decision 1 with hard disks. Functionally equivalent to Bell Lab's UNIX, it also provides a CP/M emulator allowing use of all CP/M programs. Up to 15 users can be supported.

And More

Other products include a 64K static memory board with bank select and extended addressing; I/O cards; floppy disc systems; and 5, 10, 20, or 26 Megabyte hard disk systems.

Information?

Please write or phone for further information and pricing on these advanced products.

Product specifications are subject to change without notice

*IBM 370 is a trademark of IBM corp.

Decision 1 and Micronix are trademarks of Morrow Designs


microtrix



75 Grand Boulevard, Montmorency, 3094 Vic. Phone (03) 439 5257
Postal: PO Box 158 Hurstbridge, Vic. 3099.

COMPUTING TODAY

Sinclair does it again



The ZX Spectrum measures about 250 x 155 mm and uses just 14 chips.

The peripatetic Clive Sinclair has just launched the 'ZX Spectrum', the heart of a system targeted to come in under the latest rash of colour computer/home entertainment machines.

The Spectrum features colour, sound, high resolution graphics, 16K or 48K of RAM, full ASCII character set (upper and lower case), 16K extended BASIC, pushbutton keyboard and high-speed cassette LOAD and SAVE (16K in 100 seconds!).

As with its predecessors, the Spectrum features single keystroke entry of commands and multiple-function keys. The Spectrum will operate the existing ZX printer, and an RS232 serial interface board is in the offing.

Big news is that microflops will be available for the Spectrum. Sinclair's blurb claims each microfloppy will hold up to 100K and operate at transfer

rates of 16K/sec. Up to eight microdrives can be hooked up.

On colour, you get eight colours each for foreground, background and border, plus flashing and brightness/intensity control. The high resolution graphics gives you 256 dots horizontally by 192 vertically, and the machine is claimed to be 'Teletext compatible'.

Sinclair is reported to be "furious" that the BBC selected Acorn to produce their 'BBC microcomputer', claiming he could offer "any facilities that the Corporation might require at a lower price than any competitor". Curiously, Sinclair and Acorn computers are represented in Australia by one firm — Barson Computers.

The key to your computer

Key Computer (a franchisee of Computer Country of Melbourne) recently announced its grand opening in Adelaide.

Key Computer will be offering a wide range of microcomputer systems which will include the Apple, the Hitachi Peach, the Osborne, the NEC PC-8000, the Atari, the Northstar, Micromation, CEC, Casio FX 9000P, Hewlett Packard and Higher Scientific — almost every major microcomputer system all in one store!

Besides having hardware and software for the previously mentioned systems, Key will also be offering software and peripherals for other systems, such as the TRS-80.

Key Computer will now act as the Computer Country franchisee with responsibility for all of South Australia. They have also been appointed the prime South Aust-

ralian dealer for the Australian Beginning system. Australian Beginning is Australia's 'first microcomputer information service'. Key will have responsibility for servicing all Australian Beginning accounts in South Australia as well as holding periodical seminars for South Australian users of the Australian Beginning system.

These seminars are designed to acquaint South Australian users with new services as they eventuate and also show Australian Beginning users how to get the most out of their system, Computer Country say.

Key Computer is situated at 1055 South Road, Edwardstown S.A. 5039. (08)277-8936.

Begin at the Beginning . . .

By now anyone even marginally into electronics or computing has probably heard of the Australian Beginning — an Australian version of the successful Source system of information distribution in America.

The Australian Beginning gives computer users access to a wide range of information at a relatively low cost, particularly if you use the system between 6 pm and 8 am or at weekends. Instructions are in everyday English, so you don't have to be a computer buff to operate it; even young children have no trouble.

The kind of information and services available on the Australian Beginning are news, weather reports, airline timetables, share prices, electronic mail, telex operation; you can also get advice on running your business and do your accounts using the on-line programs, as well as play sophisticated computer games.

The Australian Beginning and Sigma Data have now got together

to offer a quality low-cost terminal and acoustic coupler, plus a printer if you need one, to get you on-line to the Australian Beginning network at a reasonable price. Along with the terminal and coupler (you need access to a phone to use this system) you get free permanent membership of the Australian Beginning, plus 60 hours of free computer time.

The terminal and coupler are available under the title of 'Executive Equipment Package' for \$2395 (or terms of a weekly payment of \$20 over 60 months). The printer costs \$699 extra, bringing payments to \$25 per week over 60 months. For further information contact the Australian Beginning, 338 Queen St, Melbourne Vic. 3000. (03) 329-7533.



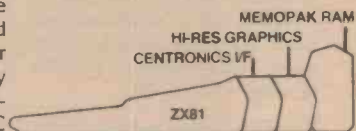
ZX expansion

A 'memory extension' package, enabling the memory of the ZX80/ZX81/Microace to be expanded by 56K to give 64K total, is expected to be available here this month.

From Memotech in the UK, the 'Memopak 64K' provides a claimed 'full' 64K of RAM, which is neither switched or paged, and is directly addressable. The unit is user transparent and accepts BASIC commands such as DIM A(9000).

The Memopak is designed as a series of 'piggyback' peripherals — like a Centronics interface and a hi-res graphics pack.

The Memopak 64K is being



handled in Australia by Total Control Technology, P.O. Box 61, Happy Valley SA 5159, (08)381-2644; cost should be under \$400.

COMPUTER REFERENCE GUIDE



Offers a wide variety of microcomputing books for commercial, education, scientific and hobbyist users. Machine-specific books are available for the Apple, Atari, Commodore PET/CBM/VIC, TRS-80, SINCLAIR ZX 81 etc. General books covering Pascal, ADA, BASIC, Business Applications, Microprocessors and various Introductory books are also stocked.

Computer Reference Guide is your single-source supplier for microcomputer publications from major publishers including Osborne, McGraw-Hill, Sybex, Tab, Dilithium, Wiley, Addison-Wesley, Prentice-Hall, Sams etc.

The following titles are a brief selection of what is available. For a complete list, please call or write for our latest price list.

APPLE II USER'S GUIDE

by L. Poole, M. McNiff & S. Cook

The *Apple II User's Guide* is a true programming tool that really instructs you in using the Apple computer. This book will save both time and effort. No longer will you have to search through separate sources to find those useful tidbits of information. It's all here, properly indexed and under one cover. Includes details on the two BASICS, sound and graphics features, disk drive and the printer, as well as a chapter on controlling external appliances.

1981; 377pp; \$21.45

OSBORNE CP/M USER GUIDE

by T. Hogan

While CP/M is by far the most popular operating system, its literature has been largely aimed at the professional programmers. For end users who want to know the basics of CP/M, this User Guide bridges the gap between technical manuals and your working knowledge of microcomputers.

Beginning with the basic, practical information you need to get started, this book details all the CP/M commands and describes compatible support programs. Use of application packages, high level languages (BASIC, Pascal, FORTRAN, Forth and COBOL), and utility programs are all covered. It includes many tables and lists which serve as operating references once you've become familiar with CP/M.

For more advanced users, the relationship between CP/M and other operating systems, such as Cromemco CDOS, is carefully examined. There is also discussion on how to modify CP/M or use CP/M for program development.

1981; 283pp; \$18.50

AN INTRODUCTION TO MICROCOMPUTERS VOLUME 1 - BASIC CONCEPTS Second Edition

by Adam Osborne

Using concepts that are common to all microprocessor systems, *Volume 1* develops a detailed picture of what a microcomputer can do, how it does what it does, and how the particular capabilities of microcomputers can best be applied in any practical environment. *Basic Concepts* presents the fundamental logic framework upon which microcomputer systems are built, so that the reader can evaluate the applicability of microcomputers to any practical problem.

This second edition is the most comprehensive and up-to-date introduction to microprocessor systems available anywhere.

1980; 320pp; \$18.59



BENEATH APPLE DOS

by D. Worth & P. Lechner

This book describes in detail the Apple Disk Operating System. Included in its eight chapters are introductory details, diskette formatting, DOS details, DOS structure, using DOS from assembly language, customizing DOS and DOS program logic. Example programs, disk protection schemes and a glossary are also included.

1981; \$29.50

THE SINCLAIR ZX81 - Programming For Real Applications

by R. Hurley

The ZX81, equipped with its 16K RAM pack, has at least as much storage as most microcomputers. It uses the same Z80A CPU that is featured in many of the best microcomputer systems and which, in other machines, can run wages, stock control and word processor systems. So why not in the ZX81? The aim of this book is to push the ZX81 a long way in the direction of serious applications, but without the use of machine code. All the programming is easy to follow and fully explained, so that the reader learns, a step at a time, how complex programs are constructed and written.

But these programs are just a beginning. Discard the belief that the ZX81 is too small and use the flexible techniques described here to fill your own special data processing needs.

1981; 163pp; \$17.95

SOFTWARE HANDBOOK

by T. Webster, L. Costelloe, E. Ray

This *HANDBOOK* contains descriptions and listings of nearly 2000 software products for most of the major *minicomputers*, *medium scale computers* and *microcomputers* sold on the Australian market. It not only includes application packages broken up into many different categories (from both major manufacturers and independent suppliers) but it also describes operating systems and other systems software. As a further aid to the reader, a summary of the various hardware systems is given allowing software products to be matched to hardware capabilities. Also listed are the various high-level languages which apply to each computer.


1982; 341pp; \$25.50

Low cost HANDY GUIDES are now available covering introductory information for a wide range of topics. Current publications include:

Understanding BASIC: This Handy Guide is an introduction to the BASIC language for those who have not been exposed to BASIC before. The material is designed to be used alongside a terminal, so you can run the examples before proceeding.

Understanding Pascal: Introduces Pascal in plain English for the non-specialist. If you have never programmed a computer this book is for you. If you already know how to program in another language, this book will provide you with a quick overview of Pascal - a "guided tour" of its highlights.

Handy Guide Pricing: \$3.95, including postage, for each Guide. For four copies (any mix), a total of \$14.95 including postage. For six copies (any mix), a total of \$20.95, including postage.



How To Buy a Personal Computer: Discusses what is a computer, how it works, software and hardware. Includes information on choosing a personal computer, what operating systems and languages to look for, and which peripherals to select. System requirements for specific applications are discussed. Comparison tables on over 50 models of personal computers are included.

Understanding COBOL: In the domain of business applications, COBOL continues to be the number one choice. It is designed to have all the features necessary to conduct and record complex business transactions. This Handy Guide introduces you to some of the features of COBOL that have contributed to its universality.

Understanding FORTRAN: The purpose of this Handy Guide is to introduce the reader to the FORTRAN language which has been designed as a concise, convenient means of stating the steps that the computer carries out in the solution of many types of problems, such as those that frequently occur in engineering, physics and other scientific and technical fields.

Understanding Artificial Intelligence: Artificial Intelligence (AI) is a process by which mechanical devices are able to perform tasks which, when they are performed by humans, require some thought. Today AI is associated with computers. Among its most important applications are: Robotics; Games; Natural Language; Image and Scene Analysis; and Computer-Aided Design.

SHAKE HANDS WITH THE APPLE

by P. Kelly-Hartley & J. McKneil

This book is designed to teach the operation of the Apple II Plus microcomputer. It is suitable to use as an individualised program for all age groups. Clear, easy-to-follow instructions guide the beginner to a thorough knowledge of the basic operations of the Apple II Plus. The operations are explained both with and without a diskette or cassette. The book is written and published in Australia.

1981; 91pp; \$14.95

AUSTRALIAN MICROCOMPUTER HANDBOOK

by Tony Webster

The revised 1981/82 second edition of the popular AUSTRALIAN MICROCOMPUTER HANDBOOK reviews in detail more than 200 microcomputer systems from over 60 major microcomputer suppliers. It is designed to aid both first-time and experienced computer users in choosing a microcomputer or microcomputer system to suit their application. Other chapters include discussions on microcomputer theory and applications, as well as descriptions of software packages from independent vendors.

1981; 400pp; \$23.00

VIC REVEALED by Nick Hampshire

This book is a collection of discoveries about the Commodore VIC 20, how and why it works, and how to use these facts to write better programs and perform more interesting functions. Includes five sections, each one covering one of the principal functional blocks into which the basic VIC can be divided.

1981; 267pp; \$17.95

COMPUTER REFERENCE GUIDE
Suite 204, 284 VICTORIA AVE.,
CHATSWOOD 2067
(02) 419 3277
Telex AA71957

Please mail this coupon or a copy to:

Computer Reference Guide
Suite 204, 284 Victoria Avenue,
Chatswood, NSW 2067
Phone: (02) 419 3277

I would like to order the following titles:

TITLE	QUANTITY	COST
1.	<input type="checkbox"/>
2.	<input type="checkbox"/>
3.	<input type="checkbox"/>
4.	<input type="checkbox"/>
5.	<input type="checkbox"/>
6.	<input type="checkbox"/>

Postage and Handling
1 book add \$3.00, each additional book - \$0.50
(note Handy Guide pricing includes postage).

Y TOTAL _____

Name Company (If Applicable)

Address

Post Code Telephone ()

- Cheque enclosed OR you may use your credit card:
 Bankcard
 Diners Club Card No.
 American Express Expiration

Signature (for Credit Card)

THE COMPUTER COUNTRY GROUP

The Apple Professionals

 **apple computer**
® Authorized Dealer

WE ARE VICTORIA'S OLDEST APPLE DEALER

EXCELLENT PRICES!
EXCELLENT SERVICE!
EXCELLENT BACKUP!
WHY GO ELSEWHERE?



WE HAVE PROBABLY ONE OF THE BIGGEST RANGES OF
APPLE PRODUCTS IN AUSTRALIA

COMPUTER COUNTRY (VICTORIA) PTY LTD
338 QUEEN STREET,
MELBOURNE, VIC. 3000.
(03) 329-7533

IN QUEENSLAND
CALL COMPUTER CITY
600 OLD CLEVELAND ROAD,
CAMP HILL, QLD. 4152.
(07) 398-6759

IN SOUTH AUSTRALIA
CALL KEY COMPUTER
1055 SOUTH ROAD,
EDWARDSTOWN, SA 5039.
(08) 277-8936



SOON TO BE OPENING IN PERTH.
FOR FURTHER INFORMATION Call Computer Choice
(09) 332 5651

Print-out

Big boys boo-boo

We all make mistakes. No one is infallible — from the lowliest to the mightiest. This includes IBM. Shock, horror! Probe report! ETI discovers boo-boo in IBM personal computer!

A close associate of ours, and sometime correspondent, rang us all agog — he'd seen the IBM personal computer produce an error when doing double-precision calculation!

We rang IBM. Long silence at end of line. Shortly afterwards, we extracted the following statement, dated 28 April 1982:

"In a few rare and isolated cases IBM has determined that an error may occur in the output but not the calculation of double precision number results on the personal computer. This occurs in BASIC

when such a double precision number is converted from internal notation from printing display or representation and may result in the decimal point being displaced by one position.

"No IBM application programs offered for use with the IBM personal computer are affected. As an interim IBM provided an alternative way to program so as to avoid the error, but consistent with our practice we also released a corrected version of 'DOS BASIC Interpreter' which resolved the condition."

Welcome "The RAINBOW"

Before any computer model can be firmly fixed in the fast-paced history of computing, there has to be a printed vehicle for cross-pollination of ideas. Well, up to date, anyway. Sometimes it is a users' group newsletter, other times a specialist magazine.

With the 80C Tandy Colour Computer, it was 'The Rainbow', a monthly that has been published in the US mid-month, without falter, fatter and fatter, since July 1981. Local TRS-80C fan, Greg Wilson, started reprinting it in Australia from February 1982. (He pretends it was earlier by printing Dec. and Jan. back issues.) It was a way to serve the news, still piping hot, without readers bearing the \$33 annual air-mail surcharge. When he started, no 80Cs had been delivered by Tandy. Within two months, the Rainbow was turned into a truly Australian edition by extending the printed

page to foolscap. Presto, over fifty mini-pages for local user-group news. The TRS-80C Users' Group was started by Dianne and Ian Wotherspoon (phone: (02)629-1076). To get The Rainbow, contact Greg Wilson, P.O. Box 9, Potts Point NSW 2011.

A new monthly, 'SIXTEEN' has been announced by the US publisher of 'The Rainbow'. It will be devoted exclusively to the TRS-80 Model 16, still to be released in Australia. It is a safe bet that Greg Wilson will have an Australian edition of 'SIXTEEN' out before then.

Commodore interface price slashed!

Two revolutionary Commodore printer interfaces have been developed by local designer/manufacturer Micropro.

Both units incorporate design changes and new features which supersede Micropro's existing IEEE-488/Centronix and IEEE-488/RS232 interfaces, and have the added advantage of being compatible with almost any existing standard printer.

The new models feature EPROM code-conversion tables which allow direct output to ASCII printers, and in particular feature a code table which allows the conversion of

graphic characters to suit the C-ITOH 8510 graphics printer.

Other savings, including the elimination of the old cable connector, have slashed prices on both the new CBM/PET Centronix and CBM/PET RS232 to a competitive \$205, recommended retail, plus sales tax.

For further information contact Micropro Design, P.O. Box 153, North Sydney NSW 2060.



Instrumentation computer/controller features IEEE buss and BASIC commands

Scientific Devices Australia recently released a powerful instrumentation computer/controller, designed to handle up to 14 instruments on the buss, and featuring a data rate transfer of a quarter megabyte per second for high speed measurement or data transfer applications.

Called the SD-488, key features of the equipment include:

- 48K of useable memory (64K optional)
- one mini-floppy disk drive (second one optional)
- IEEE-488 buss plus RS232C and 8-bit parallel interfaces
- special IEEE-buss commands
- 300 mm green phosphor display
- optional CP/M operating system
- BASIC language interpreter.

The BASIC language interpreter incorporates special commands for all commonly used IEEE buss functions, and allows complete control over loading and storing data and programs on the disk drive(s), and all necessary file manipulation functions. As an option, a number of high-level languages and application programs are available in order to meet the needs of complex and/or time critical applications.

The interfaces are supplied as standard IEEE-488, RS232 or current loop serial and 8-bit parallel. No extra options or plug-ins are required; all three are immediately available.

A large green-phosphor screen

with easy to read characters minimises operator strain when programming or using the unit. The keyboard is detachable, and for total comfort the unit is convection cooled to be whisper quiet, according to Scientific Devices.

The disk drive, selected because of its inherently greater reliability when compared to slower tape storage systems, is totally supported within the SD-488, and therefore does not occupy an output slot or require an external interface. A second drive can be added at any time by simply fitting the drive and connecting a cable.

An internal printer is not provided. This avoids locking the user into paper of a specific width or special expensive-coating type. With an increasing array of printers available in the under \$1000 bracket, the user can select the printer that exactly suits the need, or omit the printer altogether.

For further details, contact Scientific Devices Australia Pty Ltd, 2 Jacks Rd, South Oakleigh Vic. 3167. (03)579-3622.



National

A NEW WAVE IS ON THE HORIZON

Available in four models these low cost oscilloscopes feature:

- 15-20-30 MHZ.
- 1mV/Div sensitivity
- Stable automatic trigger 'AUTO-FIX'
- Full range of triggering mode
- Bright and sharp CRT with Auto Fix
- TV(V) and TV(H) sync separator circuit
- Rectangular tube, illuminated internal graticule (VP-5220A and VP-5231A)
- Built-in delay line for observation of pulse transient (VP-5231A only)
- High reliability - MTBF 15,000 hours

National have a wide range of scopes - to 300 MHZ. Please call or write for further information

..FROM \$389 - 00 (NOT INC. S.T.)

Probes supplied as standard accessory




SCIENTIFIC DEVICES AUSTRALIA PTY. LTD.

2 JACKS ROAD, SOUTH OAKLEIGH, VICTORIA, 3167 TELEPHONE: 579 3622
P.O. BOX 63, SOUTH OAKLEIGH, VIC. 3167 TELEX: AA32742
CABLES: DEVICES MELBOURNE



AT LAST!!!

A stand alone 2716/1732/
2532 E-PROM
PROGRAMMER, controlled by
Z-80 CPU at 2 MHz, that
requires only single 5V!



Read, verify, compare or even
key up your E-PROM.
Burn two 2716 E-PROMS into
one 3732 or vice versa.

Available only from
**PHILITRONIC
COMPONENTS &
SERVICES**

... \$320 S/T included.

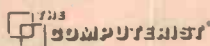
Also available—switching
power supply that is very
compact yet gives out 5 amp at
+5 V; 1 amp at +12 V; -12 V;
as well as -5 V.

Dealer enquiries welcome.

Contact Philip Lui on
(03) 842-5303.




Synertek
Incorporated



Rockwell
International

SYM-1 TOP VALUE FOR INSTRUMENTATION AND CONTROL \$229.50



• Assembled, Tested and Ready to Use • Full Documentation — Two Manuals • SY6502 NMOS 8-Bit Microprocessor • 51 I/O Lines, Expandable to 71 • Five On-Board Programmable Interval Timers • 28 Key Keypad • Six Digit Display • 4K Byte ROM SUPERMON Resident Monitor, User Expandable • 1K Bytes of Static RAM provided, expandable to 4K Bytes On-Board with Sockets Provided • User PROM/ROM for up to 28K Bytes of User Program • Application Port — 15 Bi-directional TTL Lines, with Expansion Capability • Expansion Port for Add-On Modules • Requires Single +5V Supply • Standard Interfaces: Audio Cassette Recorder with Remote Control — Full Duplex 20mA TTY — System Expansion Bus — RS-232-C Compatible Interface — Four Strappable Relay Drivers or Input Buffers • Applications In: Training — Engineering — Prototyping — Instrumentation — Testing • Dimensions 8.25 in. x 10.72 in.



P.O. BOX 8502,
GOODNA, 4300,
AUSTRALIA.
PH: (07) 288 2757
Prices for prepaid
orders

Software Source Pty Ltd.

89 OXFORD ST.,
BONDI JUNCTION
PH: (02) 389 6388 P.O. BOX 364,
EDGECLIFF 2027

SOFTWARE AND PERIPHERALS FOR THE SORCERER WRITE FOR FREE CATALOGUE

Western Digital Winchester Controller Board

Western Digital's WD1000 Winchester controller is making its Australian debut after a highly successful launch in the USA.

The WD1000 is a stand-alone, general purpose Winchester controller, designed to interface up to four Winchester drives to a host processor. The drive signals are based upon the floppy look-alike made popular by Shugart's SA1000, Seagate's ST506 and other drives from Quantum, Tandon and MPI.

All necessary buffers and receiver/drivers are included on the board to allow direct connection to the drive. Either a 34-pin (5¼" drive) or a 50-pin (8" drive) connector is provided, as well as four 20-pin data connectors.

Communications to and from the

host computer are made via a separate computer access port. This port consists mainly of an 8-bit bi-directional buss and appropriate control signals. All data to be written to or read from the disk, status indication, and macro commands are transferred via this 8-bit buss.

An on-board sector buffer allows data transfers to the host computer independent of the actual data transfer rate of the drive.

For further information contact Daneva Australia Pty Ltd, 66 Bay Road, (PO Box 114), Sandringham Vic. 3191. (03)598-5622; telex: AA34439.

EPROM programmers and power supplies

An EPROM programmer is always useful to computer users, and Philtronic Components and Services are now offering a cheap programmer that operates on a stand-alone basis.


With this programmer you can copy, verify or compare two EPROMs, as well as burn EPROMs of either 2716 or 2532/2732 types. The on-board keypad and seven-digit LED display allow you to read your EPROM data into RAM (4K on-board), step through and alter any locations, then burn your new copy. You can even read two 2716 EPROMs and burn them into one 2732, or vice versa.

The board operates with a Z80 CPU chip under a 2K program, and requires only a regulated single 5 V supply at 1.5 A max. (600 mA typical). This unit is said to be ideal for

schools, industry or the hobbyist.

A compact switching power supply that gives out 5 A at +5 V, 1 A at +12 V, -12 V and -5 V, is also available. Similar to the supply found in Apple computers, it is ideal for use with the Orange computer board, Ferguson big board or other single-board computer systems. The unit is quite light in weight and very cool in operation.

Both the EPROM programmer and the power supply are available from Philtronic Components and Services of Melbourne; (03) 842-5303.



CORRECTION — PRINTOUT, p. 70, April 1982

Our item on the PC1500 inadvertently contained an error with regard to the memory space available. We said that RAM available was 2.6K, expandable to 16K. Sharp Corporation Australia have advised us that actual RAM capacity is 3.5K, of which 0.9K is systems area, leaving user RAM of 2.6K. By the addition of 4K or 8K RAM modules, Sharp say, total RAM capacity can be expanded to 7.5K or 11.5K respectively.

Club Call

Many users of the TRS-80C colour computer may feel quite an urgent need to be able to contact other users and exchange information, etc. In response to this need Ian Wotherspoon (available on (02)629-1076) has set up a network of contacts in each state, preferring this method to the forming of a somewhat cumbersome organisation requiring subscriptions, income to finance meetings, etc. The contact in each state can steer users to others with common interests, and to knowledgeable users in specialist areas. These range through 'pre-school' to 'post-secondary' 80C education; minor expansion through 88K; TRSDOS to FLEX to Cer-Comp; games to financial bases; students to engineers. Ian will provide the state contacts with user details, and Greg Wilson of the Australian Rainbow ((02)358-6491) will give them the latest news from overseas. The contacts are:

Ian Wotherspoon: (02)629-1076 — Australian co-ordinator.

Brian Dougan: (07)358-9480 — Queensland.

Di Wotherspoon: (02)629-1076 — New South Wales.

Mark Carter: (03)338-9938 — Victoria.

Steven Eisenberg: (08)250-6214 — South Australia.

Robert Scott: (09)450-2007 — Western Australia.

The AT Microcomputer Club has been formed for people interested in the Applied Technology DGOS Z80. Numerous programs have already been converted into Microworld BASIC, with several more in the pipeline. The date of the first official meeting has yet to be set, so interested people should contact Grant Forest on (03)879-2257 (home) or 699-2888 (bus.), and help him get the club off the ground.

The Hunter Users' Group — All Microcomputers (HUGAM) has been established for nearly a year, and meets on the second Wednesday of each month in Room 308, Building W, University of Newcastle, at 7.45 pm. Membership is primarily Apple II-orientated, but anyone with an active interest in micros is welcome. Members include professionals, hobbyists and students, and meetings provide the opportunity to listen to guest speakers and observe equipment demonstrations. The group has an Apple II disk library, run by a resident librarian, with about 30 disks containing games, utilities and miscellaneous software. This is available to members for a nominal fee, and the library is continually expanding. For further information visit a meeting or contact the Secretary, HUGAM, PO Box 39, Broadmeadow NSW 2298.

The Australian chapter of the **Forth Interest Group** is based in Melbourne, with 25 people on its Victorian mailing list. There are FORTH groups in Brisbane and in several hardware-based groups, but the Victorian group is the only one affiliated with the worldwide FORTH Interest Group, which has around 3500 members, about 60 of whom are in Australia. Members have their own computers, ranging from cassette-based systems to a Spectrum LSI-II system, although a typical configuration would be an Apple II with two 5" disks. FORTH is not promoted by any manufacturer, so the group provides documentation and software for interested people, and also sells any public domain FORTH software available for the popular micros. The chapter meets on the first Friday of every month, and new members and visitors are very welcome. For further information contact Lance Collins (Secretary), PO Box 103, Camberwell Vic. 3124. (03)29-2600.

\$100 CPU, VDU I/O CARDS

Whether you're a hobbyist or professional user of S100 cards and systems, you should know about Applied Technology's range of S100 products. We design and manufacture some of the world's most innovative (yet inexpensive) S100 products right here in Australia. Our 'MEGAMEMORY' static memory card and the powerful MW6545 programmable VDU card are recognized industry leaders.

DGZ80 Z80/S100 CPU

Now a legend in its class. And it's easy to see why. The DGZ80 is about the most powerful single board computer on the S100 bus. A powerful on-board monitor (DGOS), on-board RAM, and Z80 CPU, PIO and CTC means the DGZ80's interfacing power is fantastic. You get two 8 bit programmable I/O ports, four timer channels, a further input port, and power-on-jump. Real time clock facility is on-board under DGOS. Well over 1,000 DGZ80's are now in the field, in a range of applications from industrial control to business to instructional use. DGZ80 built and tested with DGOS in ROM

\$249.00

MW640 Professional VDU

This superb memory mapped VDU works under the DGOS monitor of the DGZ80 for fast easy programming. The crisp 64 characters by 16 lines display has upper/lower case, flashing characters black on white and 128x64 'chunky' graphics.

MW640 VDU built and tested

\$159.00

TCT PCG HiRes Graphics

If you need programmable high resolution graphics, this board gives 512x256 bit resolution. It works in with the MW640 and comes complete with two joystick ports.

TCT PCG (kit form)

\$140.00

DG750 I/O

This versatile I/O board has 2 programmable serial I/O lines (RS232) and 3 programmable 8 bit I/O lines, all controlled by a programmable interrupt controller. The number of serial and parallel lines can be easily doubled.

DG750 I/O card Built and tested **\$195.00**

\$100 STATIC MEMORIES

AT16K 16K Static Memory

The AT16K gives you reliable static memory, inexpensively. It can be located at any 16K boundary using on-board select logic. Write protect and phantom line memory priority control are included.

AT16K Built and tested

\$165.00

MW864 MEGAMEMORY

Our Megamemory card is a breakthrough in static memory performance. It's combination of high speed (6MHz), and low power (it uses only 4W fully populated) with low cost, have made it the Industry leader. And we designed it here in Australia!! Available in 32K, 48K and 64K formats, Megamemory uses the popular 6116 CMOS RAMs. These RAMs are pin compatible with standard 2516 EPROMs. The board is fully IEEE compatible and features extended bank addressing, and phantom. The top 8K of memory can be deselected as 2K 'windows' to enable monitors and disc drives to be used.

32K built and tested

\$325.00

48K built and tested

\$425.00

64K built and tested

\$495.00

MW6545 Programmable VDU

One of our newest and most powerful products, the MW6545 is built around the 6545 programmable VDU chip. So the screen format can be programmed to 64x16, 80x24, 132x40 etc. Light pen facility is built in and there's extended addressing and port controls. The display is full professional format, with upper/lower case, built in programmable graphics and transparent screen refresh.

A colour option is in the pipeline and a special ROM is now available to replace DGOS if you are running a DGZ80. The ROM gives you normal MW640 format on startup but you can change to 80x24 format under MicroWorld 56K CP/M. So you get the best of both worlds!!

MW6545 built and tested

\$325.00

MW ROMBLASTER

This memory mapped EPROM programmer suits 2516, 2716, 2532 and 2732 single voltage EPROMs. Programming supply is on-board. The RomBlaster can be located anywhere in memory and ROMs can be verified under DGOS. Programming is very easy, just make a single block move under DGOS.

MW ROMBLASTER

\$195.00

\$100 CARD FRAMES

MW300 Wirewrap Card

This general purpose wirewrap card conforms to standard IEE696 S100 bus standard. The board has built in address and data buffers and accepts T0-3 and T0-220 regulators, 50, 34, 26, 10 pin headers and has provision for in-line resistor packs for pull up or pull down terminations.

MW300 card

\$39.50

SCVT, 2650 Cards

We still have stocks of these cards, (see article in EA and ETI for details). Please write for details.

MW1550 Mother board

This 10 slot mother board now comes with S100 sockets soldered in ready for use. The board can be connected to the MW800 power supply. It fits the MW600 card frame.

MW1550 ready for use

\$100.00

MW600 Card Frame

This card frame accepts the MW1550 mother board and has provision for internal power supply, cooling fan and I/O connectors. The frame takes standard 19" rack mount hardware.

MW600 card frame

\$100.00




Euro Case

This professional desk top case is the best we've seen. Moulded from high impact plastic, it features adjustable mounting feet, ventilation, carrying handles and comes with an anodized front panel and reset button. The card frame slides into the Eurocase, providing superb protection and appearance.

Eurocase

\$200.00




Complete Cardframe/Eurocase

The cardframe, 10 slot mother board, full 10A S100 power supply and Eurocase are available complete and ready to use. This combination offers outstanding value.

Eurocase/cardframe


\$450.00



PRINTERS EPSON MX100

We are delighted to be selling Epson's new range of dot matrix printers. Examine the constructional quality and print output of these machines and you'll quickly appreciate why they are by far the best value dot matrix printer you can buy.

The print output of both the MX80 and MX100 is a full 9x9 matrix with true descenders. Condensed, enlarged and emphasized printing is selectable. The resulting performance is more in keeping with a machine in the \$3,000 bracket. Now you can have a correspondence quality machine without paying out a



fortune. Not surprisingly, Epson have been selling over 50,000 of these printers per month to the American market. There's simply nothing else like them.

Epson MX100

Epson's newest model, the MX100, is the most powerful printer in its class.

First class mechanicals have been combined with an incredible range of features. The full 96 character ASCII set has true descenders. And there's 8 international character sets with switch selection for font variation. The printer also offers ultra high resolution bit image printing up to 1632x8 dots per line. Normal, condensed and enlarged printing is available and is further programmable. Form feeding is programmable up to 127 lines and 12 horizontal and 8 vertical tabs are available.

The MX100 has a full 15 inch carriage and will handle single sheets or continuous stationary. Paper feed is by adjustable sprocket feed or by friction feed, with a normal typewriter style platen. The MX100 has a standard Centronics 8 bit parallel port. Both the MX100 and the MX80 share a versatile range of interfacing options. Printing rate of the MX100 and the MX80 is a fast 80cps in text mode. Printing is bidirectional with logic seeking.

PRINTERS EPSON MX80

The MX80 is currently the world's top selling printer. It differs from the MX100 only in its paper handling size and the range of paper handling formats. The base MX80 Model I is straight tractor feed. The slightly more expensive MX80 II FT is both friction and tractor feed and incorporates the Incredible graphics capability of the MX100. Both MX80 machines take up to 9.5 inch paper (tractor feed). Both come standard with Centronics parallel interface. They accept all the interface options with the MX100.

The MX80 provides up to 80 column (132 column condensed) printing. We currently have an MX80 on demonstration with the MicroBee and we recommend them as a really superb combination.

Model	
MX80 Model I (tractor feed)	\$795.00
MX80 Model II FT (plus graphics)	\$915.00
MX100 FT (with graphics)	\$1195.00
Options	
8141 Serial Interface	\$95.00
MicroBee Cable	\$55.00
TRS80/System 80	\$110.00
IEE488 PET	\$135.00
Apple II (Model I)	\$135.00
Apple II (Model II)	\$170.00
All prices include user manuals and 90 day warranty.	



MONITORS NEW HIGH RES.

New High Resolution Monitor

Yes! A high resolution monitor which doesn't cost a fortune. We have been able to obtain supplies of these superb Green Screen monitors at way below normal price. The P31 phosphor, wide (18MHz) bandwidth and removable anti glare screen means higher resolution and less eye strain. If you're using professional screen formats or high resolution graphics (such as those on the MicroBee) then we recommend the HiRes monitor. HiRes Monitor **\$299.00**



Low Cost Video Monitor

This low cost 12" white phosphor monitor provides an excellent video display for hobbyist use. It is suitable for use with the MicroBee or any other Personal Micro. Low cost monitor **\$129.00**

AT APPLIED TECHNOLOGY


Showroom/Office: 1A Pattison Ave. Waitara
Hours: 9-5 Monday to Saturday.

Phone: (02) 487 2711

Telex: APPTTEC AA72767

If you need goods in a hurry, join our 10,000 active mail order customers. Order direct on the Hotline number below. We'll give you Blue Ribbon mail order service. If you need goods in a real hurry, ask for our high speed freightbag service.

Hotline Number

 (02)487 3798

Mail Orders to:-

PO Box 311 Hornsby 2077



Sick of driving all over town, only to find that what you want is out of stock? Do you own a Bankcard? Then order direct. Phone on the Hotline, give your name and Bankcard number and we check stocks and get the goods on their way. We'll make it easy for you.

SUPER 80 PRICE SLASHED

Because such a huge number of SUPER 80 Computer Kits have been sold, many of the development costs have been amortised. Therefore where possible, we have slashed our prices accordingly.

it had to happen!

Are you fed up with 'built up' projects?

Why not build this very high quality kit computer and save over 50% on equivalent built up units!

A FULL SIZE COMPUTER KIT

You are supplied with a full board including power-on EPROM monitor, 16K of RAM, cassette interface (relay activated) for universal control of any tape recorder, TV modulator and direct video output PLUS full size professional keyboard — not a 'feel less' toy.

SAVE \$55.50!

ALL THIS FOR ONLY \$ **239⁵⁰**

Cat. K-3600

WAS \$295

OPTIONAL EXTRAS

Transformer (M-2325)	\$23.00
BASIC Interpreter (tape) (K-3602) ...	\$12.50
IC Socket Set (K-3603)	\$12.50

Yes, this would make the fully assembled computer with above options

ONLY \$287.50!

OVER 1600 SOLD



OUR MOST POPULAR KIT EVER!

Any extra parts shown in illustration are sold as separate, chargeable items.

Construction details and a full copy of the EA article is supplied with each kit. We also have available two very comprehensive manuals to assist in construction and programming: SUPER 80 Technical Manual (B-3600) \$9.50 SUPER 80 BASIC Handbook (B-3602) \$9.50 This book has over 50 separate versatile commands. Features arithmetic and integer functions, user-defined functions, machine language routines, text editing, string operations. Also contains 25 error codes to assist you in programming.

THE FANTASTIC

SUPER 80

- ADVANCED OPTIONS AVAILABLE:
- Lower Case Generator Option (K-3607) \$49.00
 - BASIC in EPROM (K-3604) \$19.50
 - S-100 Expansion Unit (K-3606) \$39.50
 - Metal Case (H-3200)

DICK SMITH ELECTRONICS

SEE PAGE 19 FOR ADDRESS DETAILS



Printout

Serial/parallel data test system

The HF Design 'Multidata' is a portable microprocessor-based test system capable of full duplex communication with computer peripherals and data communications equipment fitted with V24/RS232, 20 mA current loop or 60 mA current loop interfaces.

The unit is also fitted with Centronics-compatible and Data-products-compatible parallel ports to facilitate testing of printers with these interfaces.

Applications include location of faults in printers, CRT terminals and data communications equipment, checkout of devices during the commissioning of systems, and laboratory testing during system design.


As a data generator the unit will output single or repeated messages, single or repeated characters, pre-programmed alphabet patterns (64, 96, 128-character ASCII and 96-character EBCDIC), messages in EPROMs (internal and front panel sockets), or sequences entered via the hexadecimal keyboard into a 256-byte RAM.

The received data enters a 256-byte shift register and may be viewed by means of a movable four-byte wide 'window'. In TRIG mode data received before or after a selected eight-bit trigger word in a received sequence may be examined.

Serial interface facilities include control of data format, parity,

asynchronous or synchronous mode, and ten bit rates (75 to 9600 bps) by means of front panel switches.

Multidata is available from HF Designs Pty Ltd, 55 Lady Davidson Circuit, Forestville NSW 2087. (02)452-2411.



Chipspeak!

Local manufacturer Hypercom Pty Ltd and its distributing company, the TCG Group, have announced the release of a voice output system (VOS 2200) developed in Australia by Hypercom and claimed to be the first fully operational system released in Australia.

The system replaces by voice the output a computer would normally display or print, and was developed originally for the Hypercom-manufactured dataphone used to transmit information to a host computer via a standard telephone line.

The basic VOS 2200 was developed from the Ohio Scientific standard voice output package, the Votrax unit, and can be programmed to provide three types, or levels, of voice.

The standard package sounds natural and has a restricted vocabulary. The sound can be programmed on request to provide specific responses, depending upon the application. Appropriate words are selected from a vocabulary of 500 standard words, and are programmed according to user requirements. The sound is humanoid and

neutral without the metallic tones usually attributable to electronic voices.

Custom-designed, personalised programs can also be created using a specially requested voice, such as a well-known personality or someone easily identifiable with a product or service. The chosen voice is recorded onto high-quality audio tape in an audio lab, and the tape is then flown to California, where for a one-time charge of \$5000 and \$128 per word, TCG's associate Californian company will fly back a program with realistic and near perfect reproduction of the selected voice. TCG will then develop a computer interface which will relay the distinctive and recognisable voice.

Hardware costs are around \$4500 for a single channel interface.

Full details from TCG, (02)439-6477.

'Special K' for the TRS-80C

Nobody can agree on the ideal amount of memory to stuff into the 80C's gullet. Nobody should! The amount depends upon the particular needs of each user.

There are plenty of options. What do you want: 4K, 16K, 32K, 64K, or 256K? Just because Motorola Development Labs have thrown 256K into the 80C, it doesn't mean it will be easy for you. Otherwise, it's all up to you!

You can only buy the 4K, 16K and 32K models off-the-shelf, but Tandy will be pleased to upgrade a 4K to either of the others. In fact, you may climb up all by yourself using cheap 4116 chips. To go to 64K, you will need MCM 6664 chips from Motorola. These must be faster than 300 nanoseconds, but on last checking, they were a mere \$72 a set. The catch with these is that you will need disk software to switch the 6883 SAM chip.

What about ROM? If you will be working mainly with assembly language, or steering clear of fancy graphics and text manipulation, there is no reason why you can't get

by with the 8K BASIC ROM that comes with the 4K machine. Otherwise, you will need an extra Extended Colour BASIC ROM.

That's not the end, of course. It's easy to put 16K into a ROM-PAC. At the expense of BASIC, 32K will fit in. (How many FORTH screens could that give you?)

Tandy can provide you with up to 600K of disk storage, but never fear... disk operating systems are available, right now, to go to 4.8 Megabytes from eight-inch disks. Greedy, aren't you! All right, you can access hard disk drives, but do you really want to, with the mega-mega-byte accessing TRS-80 Model 16 on the horizon?

Details of upgrades to the 80C are in 'The Rainbow' (Australian edition) a monthly magazine for TRS-80 Colour Computer owners (P.O. Box 9, Potts Point NSW 2011).

THE FEATURES OF \$1000 UNITS

The DICK SMITH professional Frequency counter

build yourself from \$99⁵⁰!


500MHz, 7 digit resolution plus period measurement feature.

A completely new frequency and period counter using the latest IC technology. The low component count makes it very reliable and easy to build. It will measure frequency to 500MHz (with optional pre-scaler) and period both with a 7 digit resolution. It rivals the performance of commercial units costing many times the price.

- Professional design and finish - uses high quality instrument case.
- Extremely easy to build - virtually no PC board wiring, and all switches are integral to the display board & front panel. An exclusive Dick Smith feature.
- Pre-punched & screened front panel, no drilling or filing required.
- Huge, bright high efficiency 7 segment display.
- 3 Frequency ranges - 0-10MHz, 0-50MHz, 10-500MHz (with optional pre-scaler).
- 4 Gating times - .01, .1, 1, 10 seconds.
- 4 Period measuring ranges: 1, 10, 100 and 1000 input cycles to give a 0.1uS resolution.
- High input sensitivity - 10mV to 30MHz, 100mV at 50MHz @ 1M input impedance, 200mV at 500MHz @ 75ohms input impedance.
- High accuracy - typically better than .005%±/count uncalibrated.

Based on Electronics Australia design DEC. 81 issue.

With EXCLUSIVE DICK SMITH Simplified circuit board wiring & quality pre-punched & printed front panel



Basic 50MHz Kit Cat K-3439	\$99.50
Deluxe Instrument Case Cat H-2505	\$19.95
500MHz Pre-scaler Cat K-3432	\$29.95

& it's covered by our 'Sorry Dick it doesn't work' guarantee - so get yours now!

DICK SMITH Electronics

NSW 145 Parramatta Rd AUBURN 648 0558 ● T55 Terrace Level BANKSTOWN SQUARE 707 4888 ● 613 Princes Hwy BLAKEHURST 546 7744 ● 552 Oxford St BONDI JUNCTION 387 1444 ● 818 George St BROADWAY 211 3777 ● 531 Pittwater Rd BROOKVALE 93 0441 ● 147 Pacific Hwy GORE HILL 439 5311 ● 396 Lane Cove Rd NORTH RYDE 888 3200 ● 30 Grose St PARRAMATTA 683 1133 ● 125 York St SYDNEY 290 3377 ● Cnr Kable Ave & Tamworth Acde TAMWORTH 66 1961 ● 173 Maitland Rd TIGHES HILL (Newcastle) 61 1896 ● 263 Kelra St WOLLONGONG 28 3800 VIC 399 Lonsdale St MELBOURNE 67 9834 ● 260 Sydney Rd COBURG 383 4455 ● 656 Bridge St GEELONG 78 6363 ● Cnr Ross Smith Ave & Nepean Hwy FRANKSTON 783 9144 ACT 196 Gladstone Rd Fyshwick 80 4944 QLD 166 Logan Rd BURANDA 391 6233 ● 842 Gympie Rd CHERMSIDE 59 6255 TAS 25 Barrack St HOBART 31 0800 SA 60 Wright St AOELAIDE 212 1962 ● 435 Main North Rd ENFIELD 260 6088 ● Cnr Main South & Flagstaff Rds DARLINGTON 298 8977 WA Cnr Wharf St & Albany Hwy CANNINGTON 451 8666 ● 414 William St PERTH 328 6944 Mail Order Centre PO Box 321 North Ryde 2113. Phone (02) 888 3200



DSE A144RB

SBC THE NEW 800

The SBC-800 is a S100 Z80 Single Board Computer with dual serial ports, Real time clock, on board Ram & Eprom, for use as the main CPU card in a Microcomputer.

The SBC-800, a very powerful Single Board Computer, provides all of the necessary facilities needed for a standalone processor.

The heart of the board is a Z-80 Microprocessor. Running at 4 Mhz, the processor communicates with all of the SME Systems range of boards. The board includes a CTC counter timer, for generating the baud rates for the 2 serial ports on board, as well as 2 vector interrupt driven channels for off board interrupt processing, or on board timing functions.


Serial I/O consists of a DART which provides 2 serial

ports which may be modems, terminals or printers. Each one of these serial ports operates independently of the other.

Parallel I/O consists of a pair of 8255, Programmable Peripheral Interfaces. The first of these devices provides all the I/O lines necessary to talk with the Centronics Port, as well as the on board Real Time Clock. The second device, provides up to 22 general purpose I/O lines which can be programmed in a number of different modes of operation.

The board also provides four 24 pin sockets for installing up to 16 Kbytes of Eprom, using 2732 devices, or 8 Kbytes of Eprom, using 2716 devices. The sockets have provision for installing 2 Kbytes of ram in up to 3 sockets, to provide 6 Kbytes of Static Ram in lieu of Eprom.

An on board, rechargeable battery, provides power for the Real Time Clock, as well as the CMOS static memory which has been fitted to the board.



FEATURES

- S100 Bus Compatible (IEEE 696)
- Z-80 Microprocessor running at 4 Mhz.
- Two Serial RS232 Communication Ports.
- Software programmable Baud rate generator.
- Parallel Centronics Printer Port.
- 22 Programmable, General Purpose I/O Lines.
- Real Time Clock, Battery backed.
- 2K CMOS ram standard, 6K option.
- Provision for up to 12K EPROM on board.
- Standby Rechargeable Battery on card.
- Power on Reset/Power Fail detect.
- Power on Jump to Monitor/Bios.
- On board memory disable.

Z80 S100 SINGLE BOARD COMPUTER

SBC 400

The SBC-400 is a low cost CPU card for use in a system where the power of the SME Systems SBC-800 Single Board Computer is not required.

SBC-400 price reduced from \$465 to \$395.

SME
SYSTEMS
S. M. ELECTRONICS

22 Queen Street,
Mitcham, Australia, 3132. Phone: (03) 874 3666 Telex: AA 37213

A hand controller for the Turtle robot

Here's a simple manual controller for the Turtle that can be used in lieu of a computer and is ideal for testing and setting up the robot, trying out motional routines, keeping the kids happy while you program the computer, etc.

Allan Branch

Flexible Systems, Hobart, Tasmania

A HAND controller to operate the Turtle is simple to construct and useful in setting up and adjusting the robot, amongst other things — such as proving test signals for a remote control unit. Three common CMOS ICs are employed and a set of switches provides control of motion and the functions — pen, horn, etc. An oscillator provides pulses for the stepper motors; varying the frequency of the oscillator permits varying the speed of motion.

Construction

This is quite straightforward. Flexible Systems have made up a pc board for the hand controller, to suit mounting in a small jiffy box, while ETI have made a version on matrix board, mounted in a low-cost Arlec instrument case. Suit yourself. Kits or built-up units are available from Flexible Systems.

Layout is non-critical and specific details are left to the individual constructor. When laying out controls on whatever case you use, make sure they are grouped logically and frequently used controls are within easy reach — such as the LEFT and RIGHT motion switches. The latter should be wired so that the direction of operation of the switch represents the direction of movement of the particular motor; e.g. pushing the switch forward makes the motor go forward. Thus if you set the LEFT

switch forward and the RIGHT switch backward, the Turtle will execute a right hand, on-the-spot turn. Setting just one switch forward will cause the Turtle to pivot about the opposite wheel.

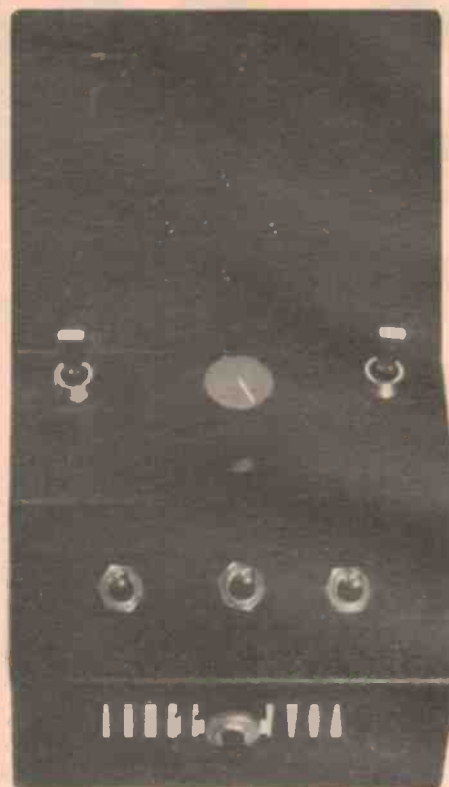
Note that LMS must go high (+12 V) and RMS must go low (0 V) to set the Turtle moving forward, so wire SW1 and SW2 accordingly.

A pushbutton has been used for the HORN ON/OFF function so that the HORN TONE can be set high or low, and pressing the pushbutton allows you to 'toot' the horn.

The sensor switches are 'reflected' in the hand controller so that you can see where the Turtle has run into something when you can't see the Turtle.

When installing the ribbon cable that runs between the controller and the Turtle, ensure it is secured inside the hand controller case to prevent joints breaking or other damage occurring should the cable be accidentally pulled. The maximum length of cable we've used is 3½ metres, although we don't know what the limit is.

Take care when wiring up the unit and check for wrong connections, incorrect orientation, etc. Check which way switches are 'on' before wiring them up — otherwise they'll operate the reverse to what you expect! Note that when wiring the speed potentiometer minimum resistance gives maximum speed.



Our hand controller is housed in an Arlec PC4 case.

Take care you get diode D1 the right way round. While D1 is rated at 1 A, the Turtle can draw up to 1.4 A. The diode survives OK, but if you're worried use a 1N5404 or A14P.

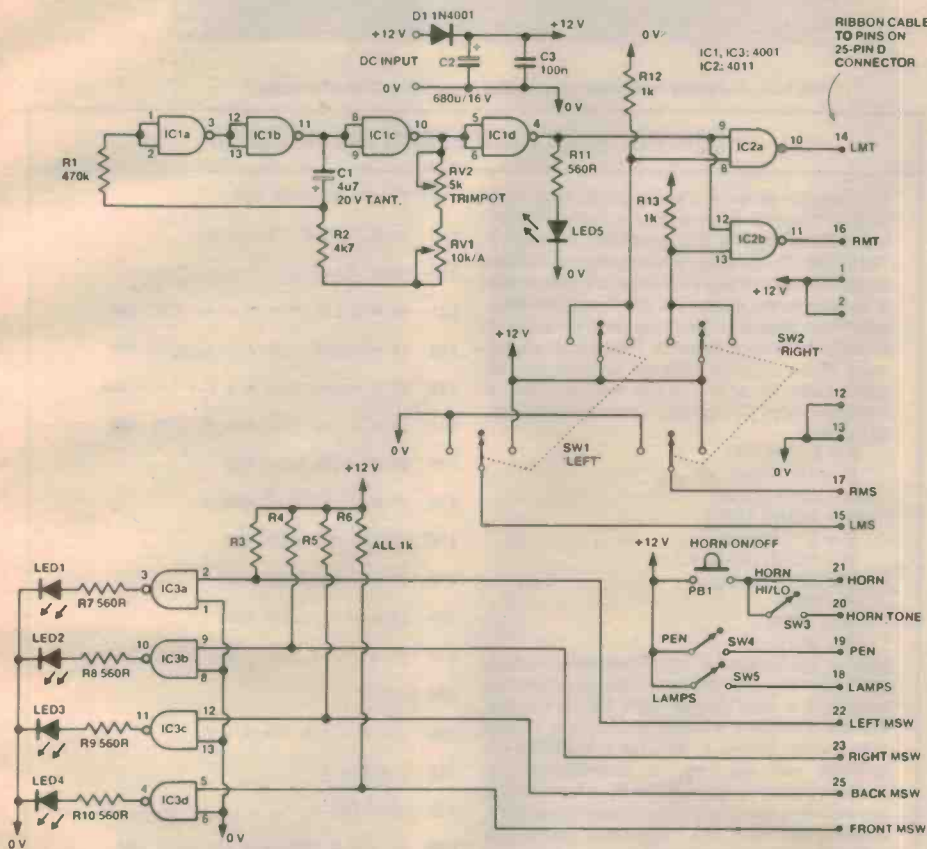
Setting it up

First, apply power (12 Vdc) to the controller, but don't plug it into the Turtle. Check that supply is on each IC (pin 14 — +12 V, pin 7 — 0 V). Now set RV2 to about mid-position and RV1 to maximum resistance (slowest speed). LED5 should flash at a slow rate. Using a multimeter, check that the supply is on pins 1-2 (+12 V) and 12-13 (0 V) of the 25-pin plug.

It's a simple matter to check the functions work correctly. Take your multimeter, set the LEFT switch *forward* and the RIGHT switch *backward*, and look at pins 15 and 17 of the 25-pin plug. There should be +12 V on each (with respect to 0 V). With the switches in the centre position, there should be nothing on these pins and no connection to 0 V. With the LEFT switch *backwards* and the RIGHT switch *forward*, pins 15 and 17 should be connected to 0 V — check with the ohmmeter.

The HORN, TONE, PEN and LAMPS can be checked with the multimeter also. Operate each switch and see that +12 V appears on the appropriate pins of the 25-pin plug.

turtle hand controller



HOW IT WORKS — ETI 646

The circuit is straightforward, using only three CMOS gate ICs. A 4011 quad NAND gate, IC1, is configured as an oscillator, generating square waves to supply the 'toggle' pulses for the Turtle stepper motors. The oscillator is a simple astable multivibrator using gates a, b and c from IC1. The charge/discharge time constant of the oscillator feedback can be varied continuously by RV1 to provide motor speed control. A trimpot, RV2, allows setting the range of the speed control. The output is buffered and inverted by IC1d.

A LED on the output of the oscillator, LED5, indicates that the oscillator is in operation by flashing, although at the higher speeds it seems to be on continuously due to the persistence of vision.

Two DPDT centre-off toggle switches control the direction and toggling of the Turtle stepper motors. SW1 controls the left motor, SW2 the right. Two gates from another 4022, IC2, gate the pulses from the output of the oscillator to the toggle inputs for the Turtle motors. No toggle pulses are sent to a motor when the control switch (SW1 or SW2) is in the centre-off position.

When SW1 is operated, say to the right here, +12 V (logic high) is applied to pin 8 of IC2a and the pulses on pin 9 are then inverted and appear on the output of the gate, providing motor toggle pulses for the LMT input. At the same time, +12 V (logic high) is applied to the LMS input of the Turtle, setting the left motor in forward motion. When SW1 is operated to the left (as per the diagram), the pulses are again gated through to LMT while the LMS input to the Turtle is held at 0 V (logic low), setting the left motor in backwards motion. SW2 operates in a similar way.

The other four Turtle functions: HORN, HORN TONE, PEN and LAMPS, are controlled by PB1, SW3, SW4 and SW5 respectively. These apply +12 V (logic high) to the Turtle function inputs when operated. Note that a pushbutton is used for the HORN ON/OFF function, which allows simple 'tooting'.

The four LED indicators on the Turtle's inner disc, at the front, are represented on the hand controller so the operator can see if a sensor has been activated. (Useful if the Turtle is being controlled from a cable running under the door — a great party trick.)

The four sensor input lines drive inputs of the four gates from IC3, a 4001 quad NOR gate. The gate inputs are held high by pull-up resistors — R3 to R6. This ensures the gate outputs are low unless a sensor is operated — which grounds the input, causing the gate output to go high and lighting the LED connected to the output (LEDs 1 to 4). Resistors R7 to R10 limit the current LED and gate output to a safe value.

An 'idiot' diode is connected in series with the power supply input to protect the controller and Turtle against possible disastrous damage if the supply were to be connected in reverse. Capacitors C2 and C3 bypass the supply rail.

The sensor indicators can be checked by shorting each pin (22, 23, 24, 25) to ground in turn and seeing that the appropriate LED lights.

Correct any errors, and when all is well plug the controller into the Turtle and . . . you can't quite take it for a walk yet. The maximum speed needs to be set. This is simple. With the controller plugged into the Turtle and the LEFT and RIGHT switches in the centre position, set RV1 at minimum resistance (maximum speed). Set RV2 at maximum resistance and then set the LEFT and RIGHT switches forward. The Turtle will set off at some speed. Adjust RV2 so that it is moving fast but not so fast that the motors vibrate or chatter. Check that the Turtle will execute turns and changes of direction without the motors chattering. If they do, back off RV2 a


little and it should behave perfectly. Refrain from trying to make your Turtle a BMX model!

If you're using the hand controller to get your Turtle up and running, you may not be able to complete the above adjustments, but you should be able to get the motors running smoothly and adjust the wheel assemblies so that the gears do not bind or mis-cog. Then you can adjust the controller for maximum speed.

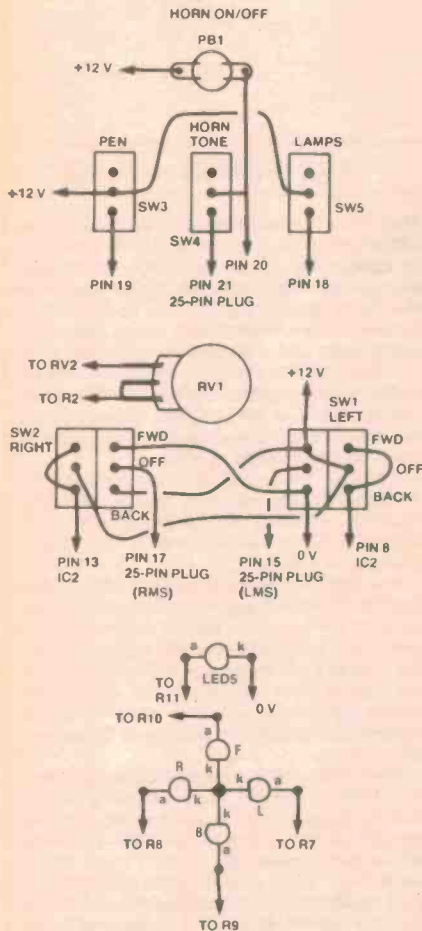
Have fun!

NOTE: Flexible Systems can supply handheld controllers constructed and tested for \$79, or a complete kit for \$55. Their pc board for the hand controller (part No. HCB) is available for \$13, with component overlay. Contact Flexible Systems, 219 Liverpool St, Hobart Tas. 7000. (002)34-3064.

ETI-646 TURTLE HAND CONTROLLER
WIRING THE OFF-BOARD COMPONENTS



We built our hand controller electronics on a piece of matrix board.



PARTS LIST — ETI-646

Resistors all 5%, 1/2W

R1 470k
R2 4k7
R3, 4, 5, 6, 12, 13 ... 1k
R7, 8, 9, 10, 11 560R
RV1 10k/A pot.
RV2 5k trimpot

Capacitors

C1 4u7/20 V tant.
C2 680u/16 V axial electro.
C3 100n greencap

Semiconductors

D1 1N4001
IC1, IC3 4001
IC2 4011
LED1-5 TIL220R or slm.
(LED5 could be TIL220G)

Miscellaneous

SW1, SW2 DPDT 'centre off' toggle switch (C&K 7203P or 72035)
SW3, SW4 SPST toggle switches
PB1 push-on pushbutton
Matrix board 40 x 100 mm minimum size; case (e.g. Arlec PC4); LED mounts; ribbon cable; 25-pin D plug; figure-eight cable, wire etc.

CONTROL YOUR TURTLE FROM THE KEYBOARD

This program allows you to use simple single-key strokes to command the minimum Turtle — like 'F' for FORWARD, 'B' for BACKWARDS, 'L' for LEFT TURN, etc. The program scans the keyboard looking for the value of the key pressed and then writes a number to the address of the Turtle interface, which then generates the correct binary number to activate the function required. The sensors are not 'read' in this program, although suitable routines could easily be added as the 'read' address is initialised (lines 530 to 560). Your commands are as follows:

F = FORWARD
B = BACKWARDS
L = LEFT TURN
R = RIGHT TURN
E = EYES (lamps)
H = HORN ON/OFF
T = TONE HI/LO
P = PEN
W = WAIT
S = STOP

Most of the commands are self-explanatory. You don't have to press (W) wait when going from one command to another, the Turtle will just execute the last command pressed. If you press W and then another command later, like P, the Turtle will continue with the motional command it was executing before you pressed wait — for example, say you were doing a right turn (R) and pressed W, followed later by P, the Turtle would operate the pen and continue turning right.

Consider this program as a starting point for developing something more complex and grandiose.

Note that when you have the program debugged, the screen clears immediately you type RUN. You could insert a PRINT statement following line 15, listing the commands. This will then provide the instructions on-screen following RUN.

```

1  REM "REALTIME" ALAN BRANCH
2  1982 APPLE II
5  K = -16384: REM KEYBOARD ENTRY
10 W = -16224: REM TURTLE ADDRESS, SLOT 2
12 GOSUB 500: REM INITIALISE PIA
15 CALL -936: REM CLEAR SCREEN
20 POKE W,C
30 GOSUB 100
40 POKE W,B
50 GOSUB 100
60 GOTO 20
100 M = PEEK(K)
110 IF M = 87 THEN 100
115 IF M-127 < 0 THEN RETURN
120 POKE -16360,B
125 IF M = 198 THEN A = 8: GOTO 300
130 IF M = 194 THEN A = 2: GOTO 300
140 IF M = 204 THEN A = 10: GOTO 300
145 IF M = 210 THEN A = 0: GOTO 300
150 IF M = 211 THEN END
160 IF M = 197 THEN 400
170 IF M = 208 THEN 420
180 IF M = 200 THEN 440
190 IF M = 212 THEN 460
195 IF M = 215 THEN 100
200 RETURN
300 B = A + E + P + H + T
310 C = B + 5
320 GOTO 100
400 IF E = 0 THEN E = 16: GOTO 300
410 E = 0: GOTO 300
420 IF P = 0 THEN P = 32: GOTO 300
430 P = 0: GOTO 300
440 IF H = 0 THEN H = 64: GOTO 300
450 H = 0: GOTO 300
460 IF T = 0 THEN T = 128: GOTO 300
470 T = 0: GOTO 300
500 POKE (W+1),0
510 POKE W,255
520 POKE (W+1),52
530 R = W+2
540 POKE (R+1),0
550 POKE R,0
560 POKE (R+1),60
570 RETURN
    
```

Roger Harrison

COMPUTER CITY

AS PART OF THE COMPUTER COUNTRY GROUP

Refers its clients to Computer Country Advertisements throughout this magazine for details of products.

In Queensland & N.T. please contact direct to

COMPUTER CITY

600 OLD CLEVELAND RD.,
CAMP HILL 4152 BRISBANE
TELEPHONE: (07) 398 6759
(07) 398 6571



ELECTRONIC TECHNICIANS

We require the services of several electronic technicians to work in our Service Department at North Ryde. The work involves repair of an enormous variety of electronic equipment in our air conditioned workshops. Applicants should ideally possess the E&C certificate, have had several years experience in the industry and be able to work without supervision. Salary negotiable and generous staff benefits apply. If you think that you're the person that we need, please apply in writing to:

Gary Crapp
Service Manager
DICK SMITH ELECTRONICS
P.O. Box 321, North Ryde
N.S.W. 2113.

DSE928

ROBOTS

DISPLAY AND ENTERTAINMENT TYPES


A COMPLETELY NEW APPROACH TO SMALL (UP TO 1.5 METRES) ROBOTIC PUPPETS.

- * UP TO 24 SIMULTANEOUS FUNCTIONS
- * FULLY PROPORTIONAL MOVEMENT
- * PROGRAMMABLE MEMORY
- * RADIO CONTROLLED
- * MOBILE
- * REALISTIC
- * VOICE SYNCHRONOUS
- * TRANSMITTED VOICE

MAY BE BUILT TO YOUR REQUIREMENTS
HOLLYWOOD TECHNOLOGY

Silverstone
ELECTRONICS
6/2 SCHOFIELD ST.,
RIVERWOOD NSW 2210.
PH: (02)533 3517

If you're still looking for the best 5 1/4" floppy — YOU HAVEN'T FOUND US YET!! TANDON TM100 — S.



Australian Representative

AE ADAPTIVE
ELECTRONICS P/L

418 St. Kilda Road, Melbourne, 3004.
Ph: (03) 267 6800 (4 lines).
Telex: AA32565

Tandon's TM-100 family of mini-floppies offer the absolute highest storage capabilities of any 5 1/4" high-speed, random access disk drive available in two single head and two double head models, single and double density.

Unsurpassed Storage Capacity - Up to an incredible 1000K bytes information on 160 tracks. Recording density is 5877 BPI.

Advanced Dual-Head Design - Tandon Magnetics has for years been the leading designer and supplier of read/write heads to most major disk drive manufacturers.

Increased Throughput - Tandon's TM-100 have a track-to-track access time of only 5 milliseconds (an incredible 3 milliseconds double track density.)

Proven Reliability - Designed for total reliability, as demonstrated by more than 50,000 production models in operation.

MICROBASE (09) 328-9308
CISA (02) 29-1599
COMPAK (03) 592-6285
TOOWOOMBA (076) 32-7542


TASMAN TURTLE ROBOT KIT

**SPECIAL OFFER —
LAST CHANCE —
OFFER ENDS JULY 30**

EXCLUSIVE TO ETI READERS

Special Offer Price:
\$349.00
(tax exempt: \$297.00)
plus \$6 post and handling
(inc. registration).

This product has never previously been offered as a kit and would normally retail for around \$600.



OFFER CLOSES 30 JULY 1982

Here is a not-to-be-missed opportunity to get started in robotics. For minimum cost this kit will provide you with the basic equipment to construct a robot which can be driven by remote control, electronic hand control or under computer control. Called the 'Minimum Turtle Kit', it has been put together by Flexible Systems of Hobart, Tasmania, manufacturers of the Tasman Turtle (see Printout, page 82, February ETI). Using this kit as a start you can develop a sophisticated robot capable of a huge variety of tasks.

The complete Minimum Turtle Kit comes ready for assembly according to the construction description published in ETI, packed in a box which has been designed so that the Turtle may be housed or stored in it after assembly.

HOW TO PURCHASE A MINIMUM TURTLE KIT

Fill out the coupon here and include a cheque or money order for a total of \$355. Make out the cheque or money order to 'Flexible Systems, Turtle Kit Offer', and post it, together with the coupon, to:

ETI/Turtle Robot Kit Offer
ETI Magazine
15 Boundary St
Rushcutters Bay NSW 2011

The orders will be processed by ETI and, on clearance of the cheque or money order by Flexible Systems, the kit will be despatched directly to you by ETI via registered post.

Alternatively: You may call in to ETI's Sydney or Melbourne offices at the addresses given below and purchase a Minimum Turtle Kit for \$349. A demonstration kit and/or model will be available for inspection during this offer.

Sydney: ETI, 4th Floor
15 Boundary St
Rushcutters Bay

Melbourne: Murray Publishers, 22nd Floor
150 Lonsdale St
Melbourne

Tax exemption: For schools, TAFEs, etc. this kit can be purchased at the tax exempt price only if the coupon is accompanied by a signed order and a tax exemption declaration.

NOTE: This offer is made by Flexible Systems in co-operation with ETI Magazine. ETI is acting as a clearing and despatch agent for orders. All mail orders will be despatched by registered post. Please allow four to six weeks for delivery.

Note that the offer expires 30 July 1982.

DEMONSTRATIONS: see the Turtle — live!

Sydney: at ETI's office, 4:30 — 6:00 pm, Monday to Thursday.
Apple II computer supplied for demonstrations courtesy Imagineering Pty Ltd.

Melbourne: at city office, by appointment.
Apple II computer supplied for demonstrations courtesy Computer Country Pty Ltd.

WHAT YOU CAN DO WITH IT

You can use your Minimum Turtle to experiment with many aspects of robotics by interfacing it with a computer: draw figures under program command, solve mazes, make measurements, identify objects, etc. etc. It can be driven via a cable or a remote control. The Minimum Turtle has been designed so that a wide variety of add-on projects may be included to increase the sophistication as you desire.

THE MINIMUM TURTLE KIT CONTAINS:

- All hardware (base, nuts and bolts, perspex dome, 'touch' ring, pen solenoid, speaker, etc)
- All mechanical parts (wheels, gears, axles, two stepper motors, etc)
- 'Standard Turtle' electronic control pc board and components
- All wire and cable for internal wiring
- A 25-pin plug for bidirectional data buss, control lines and power supply connections
- Comprehensive instruction manual

*Tasman Turtle is a registered trademark of Flexible Systems.

COUPON

Please supply Minimum Turtle Kit(s)
I enclose \$ plus \$6 each postage (inc. registration).
TOTAL \$
Name
Address
..... Postcode
Cheque or Money Order No
Signature
(please allow four to six weeks for delivery)

64K SS100 STATIC NOW AVAILABLE \$399 + TAX
 64K S100 STATIC NOW AVAILABLE \$399 + TAX

DON'T FORGET TO CHECK WITH US BEFORE YOU BUY A COMPUTER OR OTHER PRODUCTS

ROD IRVING ELECTRONICS

425 HIGH STREET, NORTHCOTE 3070, MELBOURNE, VICTORIA

MASSIVE PRICE CUTS ON BIG BOARD COMPUTER

64K SINGLE BOARD COMPUTER KIT NOW ONLY \$499 + TAX.

16K EPROM CARD-S 100 BUSS



\$89.50
KIT

BLANK PC BOARD
\$49
USES 2708's!

Thousands of personal and business systems around the world use this board with complete satisfaction. Puts 16K of software on line at ALL TIMES! Kit features a top quality soldermasked and silk-screened PC board and first run parts and sockets. Any number of EPROM locations may be disabled to avoid any memory conflicts. Fully buffered and has WAIT STATE capabilities.

OUR 450 NS 2708'S ARE \$6.90EA WITH PURCHASE OF KIT

ASSEMBLED AND FULLY TESTED ADD \$36

S100 COMPUTER PRODUCTS

32K S-100 EPROM CARD

NEW!



\$99.95

KIT
USES 2716's
Blank PC Board - \$59
ASSEMBLED & TESTED
ADD \$30

SPECIAL: 2716 EPROM's (450 NS) Are \$5.90 EA. With Above Kit.

KIT FEATURES

- | | |
|--|--|
| 1 Uses +5V only 2716 (2Kx8) EPROM's | 7 Any of all EPROM locations can be disabled |
| 2 Allows up to 32K of software on line! | 8 Double sided PC board, solder-masked, silk-screened |
| 3 IEEE S-100 Compatible | 9 Gold plated contact fingers |
| 4 Addressable as two independent 16K blocks | 10 Unswitched EPROM's automatically powered down for low power |
| 5 Cromemco extended or Northstar bank select | 11 Fully buffered and bypassed |
| 6 On board wait state circuitry | 12 Easy and quick to assemble |

*** AVAILABLE AGAIN ***



- 16K Dynamic Ram Board
- Fully Expandable to 64K
- Assembled, tested and guaranteed
- \$100 Compatible

16K Dynamic RAM Board assembled and tested. Special \$269 plus tax (4mbits) \$299 plus tax (4mbits). This must be the best offer available on quality tested dynamic RAM boards.

32K Assembled and tested \$289 plus tax (4mbits)

48K Assembled and tested \$309 plus tax (4mbits)

64K Assembled and tested \$329 plus tax (4mbits)

16K STATIC RAM KIT-S 100 BUSS

KIT \$179
A&T \$199



KIT FEATURES

- Addressable as four separate 4K blocks
- ON BOARD BANK SELECT circuitry (Cromemco Standard) allows up to 32K on line
- Uses 2118 (450NS) 4K Static Rams
- ON BOARD SELECTABLE WAIT STATES
- Double sided PC Board with solder mask and silk screened layout. Gold plated contact fingers
- All address and data lines fully buffered
- Kit includes ALL parts and sockets
- PHANTOM is improved to FV-67
- LOW POWER under 1.5 amps TYPICAL from the +5 Volt Bus
- Blank PC Board can be populated as any multiple of 4K

BLANK PC BOARD W DATA \$55

LOW PROFILE SOCKET SET \$22

SUPPORT IC'S & CAPS \$29

ASSEMBLED & TESTED ADD \$30

OUR #1 SELLING RAM BOARD!

16K STATIC RAM SS-50 BUSS

PRICE CUT!

\$199 KIT
A&T \$219

FULLY STATIC
AT DYNAMIC
PRICES



32K STATIC ALSO AVAILABLE

KIT FEATURES

- Addressable on 16K Boundaries
- Uses 2118 Static Ram
- Runs at Full Speed
- Double sided PC Board Solder mask and silk screened layout. Gold fingers
- All Parts and Sockets included
- Low Power Under 1.5 Amps Typical


FOR SWTPC
6800 BUSS!

BLANK PC BOARD - \$49 COMPLETE SOCKET SET - \$22 SUPPORT IC'S AND CAPS - \$45

ETI 660 THE \$99 COMPUTER!

FEATURES INCLUDE:

- Colour capability, operates from optional 9 V plugpack
- 16K memory expandable to 2K on-board single board construction, cassette interface, audio output, simple to program (uses Chip-8)
- Expansion projects coming up include ASCII keyboard, light pen, games software, etc.
- Starter Kit (1K RAM, 8.5W Video) \$99.00
- 8.5 W amp plug pack to suit \$12.50
- Colour video option \$13.50
- RAM Expansion (add to PCB) \$16.00



ETI636 7 SLOT MOTHERBOARD WITH ACTIVE TERMINATION

Kit of Parts \$89.00, Assembled and tested \$115.00, inc tax.
 RITRON COMPUTER GRADE POWER SUPPLY: +5V Reg. 10A.
 ± 16V Unreg. Kit of parts \$89.90 inc tax A&T \$109.00 inc tax.
 Write for list of other power supplies. Tax free prices also available.

SINGLE BOARD COMPUTER KIT NOW ONLY \$499 + TAX (17 1/2%)

Also available: Blank PCB's with Roms \$275 + Tax.
 Assembled & Tested \$599 + Tax.

THE FERGUSON PROJECT: Three years in the works, and maybe too good to be true. A tribute to hard headed, no compromise, high performance American engineering! The Big Board gives you all the most needed computing features on one board at a very reasonable cost. The Big Board was designed from scratch to run the latest version of CP/M. Just imagine all the off-the-shelf software that can be run on the Big Board without any modifications needed! Take a Big Board, add a couple of 8 inch disc drives, power supply, and an enclosure, and you have a total Business System for about 1/3 the cost you might expect to pay.

FEATURES: (Remember, all this on one board!)

64K RAM

Uses industry standard 4116 RAM'S. All 64K is available to the user, our VIDEO and EPROM sections do not make holes in system RAM. Also, very special care was taken in the RAM array PC layout to eliminate potential noise and glitches.

Z-80 CPU

Running at 2.5 MHZ. Handles all 4116 RAM refresh and supports Mode 2 INTERRUPTS. Fully buffered and runs 8080 software

SERIAL I/O (OPTIONAL)

Full 2 channels using the Z80 SIO and the SMC 8116 Baud Rate Generator. FULL RS232C! For synchronous or asynchronous communication. In synchronous mode, the clocks can be transmitted or received by a modem. Both channels can be set up for either data-communication or data-terminals. Supports mode 2 Int. Price for all parts and connectors: \$65

BASIC I/O

Consists of a separate parallel port (Z80 PIO) for use with an ASCII encoded keyboard for input. Output would be on the 80 x 24 Video Display.

REAL TIME CLOCK (OPTIONAL)

Uses Z-80 CTC. Can be configured as a Counter on Real Time Clock. Set of all parts: \$19

24 x 80 CHARACTER VIDEO

With a crisp, flicker-free display that looks extremely sharp even on small monitors. Hardware scroll and full cursor control. Composite video or split video and sync. Character set is supplied on a 2716 style ROM, making customized fonts easy. Sync pulses can be any desired length or polarity. Video may be inverted or true.

FLOPPY DISC CONTROLLER

Uses WD1771 controller chip with a TTL Data Separator for enhanced reliability. IBM 3740 compatible. Supports up to four 8 inch disc drives. Directly compatible with standard Shugart drives such as the SA800 or SA801. Drives can be configured for remote AC off-on. Runs CP/M 2.2.

FOUR PORT PARALLEL I/O (OPTIONAL)

Uses Z-80 PIO. Full 16 bits, fully buffered, bi-directional. User selectable hand shake polarity. Set of all parts and connectors for parallel I/O: \$29

PFM 3.0 2K SYSTEM MONITOR

The real power of the Big Board lies in its PFM 3.0 on board monitor. PFM commands include: Dump Memory, Boot CP/M, Copy, Examine, Fill Memory, Test Memory, Go To, Read and Write I/O Ports, Disc Read (Drive, Track, Sector), and Search. PFM occupies one of the four 2716 EPROM locations provided. It does not occupy any of the 64K of system RAM!

Bankcard Mail Order Welcome

Please debit my Bankcard

ET178274

Bankcard No. _____

Expiry Date _____

Name _____

Signature _____

General enquiries (03) 489-8131. Mail order enquiries (03) 481-1436. Ritrronics Wholesale (03) 489-7099. (Tax Exempt Enquiries)

Prices subject to change without notice. Send 60¢ and SAE for free Price lists. MAIL ORDERS PO BOX 235, NORTHCOTE, Vic. 3070. Minimum pack and post \$5.00. Telex AA38897. PLEASE WRITE OR RING FOR THE BEST POSSIBLE PRICES ON DISC DRIVES, PRINTERS AND OTHER COMPUTER COMPONENTS.

COLOUR PATTERNMAKER

Anyone who has loaded the Patternmaker program (ETI Feb '82, p.117) into their '660 will have found it a very fascinating program. The program described here gives it new dimensions by allowing any combination of background and foreground colours to be chosen.

This program asks you first to 'SELECT BACKGROUND', displaying the four possible background colours along with their appropriate keys across the screen. In the same way it then prompts for one (or two) of the eight possible foreground colours.

If key 8 is pressed before selecting a foreground colour, two colours can be chosen. The next key pressed will set the outside colour, while the last key will set the centre colour. Unfortunately this feature is not supported by prompting, as it was a late addition to the program.

In this program I have made considerable use of the 'DO' subroutine instruction, and the mainline (0700 to 0736) contains mostly calls to subroutines which in themselves call further subroutines. This method of structuring makes for easier writing and debugging, as the program flow is more easily followed.

Some of the routines used in this program may be useful in other programs. For example, the colour routine at 0788 could be used, as is, to colour any area of the screen, large or small. Simply load the following variables with the appropriate values before calling it:

V9: y start
VA: width
VB: height
VD: colour (0-7)
VE: x start

To load the program, put in the Patternmaker program between 0600 and 06FF, the ETI colour routines (April, p.89) between 07A2 and 07FF, and then key in this program between 0700 and 07A0 and between 0800 and 08F2. Change the first instruction (0600) of the Patternmaker program to 1700.

Noel Plummer

Editor's Note

Next month we'll present an annotated listing of this program so you can see its workings in detail. Meanwhile — sit back and play with it in sheer fascination.

0600	17 00		6D 00		17 74	0800	A8 C0
0602	} KEY IN PATTERNMAKER (FEB. P.117)		16 02	0770	27 88		60 03
0679			00 FF		00 EE		61 03
0700			69 00		FD 0A		63 03
			6A 06		27 88		28 38
			6B 08		69 04		60 13
			07 C1		6A 04		61 0A
			6E 00		6B 08		63 03
		0740	27 88		FD 0A	0810	28 38
			27 38		00 EE		00 EE
			28 18	0780	6E 02		00 FF
			28 00		27 88		00 FF
			28 18		00 EE		00 FF
			6D 05		00 FF		A8 DE
0710			27 46		88 A0		28 28
			28 18		8C B0		00 EE
			28 48	0750	8F 90		00 FF
			27 54		27 AB	8020	A8 E8
			00 E0		7C FF		28 28
			00 FF	0790	7F 01		00 EE
			6D 05		3C 00		00 FF
			27 38		17 8E		60 03
0720			28 20		78 FF		61 0A
			28 00		7E 01		63 02
			28 20	0760	38 00		28 38
			6D 06		17 8A	0830	00 EE
			27 46		00 EE		00 FF
			28 20		07A0		00 FF
			28 78		07A2	} KEY IN COLOUR ROUTINES (APRIL, P.89)	00 FF
			27 62		07FF		00 FF
			00 E0		6E 00		67 05
0730			00 E0		4D 08		D0 15

Need semis in a hurry? Then just drive into the Applied Technology Semiconductor Centre. No minimum order, no minimum quantity - no wasted time. Just phone before you come in. we'll have your order ready.

What about our range? How about 193 different 74LS, or 140 4000 series CMOS - over 1500 different semiconductors in stock. Our full range is listed on our exclusive Semiconductor Wall Chart - yours for the asking.

As well as our enormous range of semis, we've got a comprehensive range of resistors, capacitors IC sockets and computer connectors.

(02)439 2963


DRIVE-IN SEMICONDUCTOR CENTRE
35 Dickson Avenue Artarmon NSW
Hours 9-5 Monday to Saturday



APPLIED TECHNOLOGY

Mail orders to:
PO Box 355, Hornsby NSW 2077
Telex APPTEC AA72767

	70 08		61 17		18 AA
	F7 1E		62 08		84 24
0840	73 FF		63 00		75 10
	33 00	0880	64 00		00 EE
	18 3A		6A 01		00 FF
	00 EE		6B 08	08C0	EE 88
	60 07		6D 00		EE 28
	61 17		69 10		EE 8E
	62 10		8E D0		88 8E
	63 00		27 88		88 EE
0850	64 00		7D 01		EE 84
	65 08	0890	28 98		84 84
	69 10		3D 08		E4 EE
	6A 02		18 88	08D0	8A 88
	6B 08		00 EE		A8 E8
	6D 02		F3 29		EA AA
	6E 00		D0 15		AA AA
	27 88		28 A8		EE BC
0860	28 98		80 24		AA AA
	6D 00	08A0	73 01		AA AC
	27 88		00 EE	08DE	EE AA
	28 98		00 FF	08E0	EE AA
	6D 04		00 FF		EA E8
	27 88		66 1F		8A 8C
	28 98		76 01		8A EA
	6D 01		A8 F2		EE 8A
0870	27 88		D4 61		EA 8A
	28 98	08B0	32 08		8E EE
	00 EE		D5 61		A8 8E
	00 FF		36 37	08F0	88 8E
	60 03			08F2	FF



BAD BYTE IN THE CHIP-8 MONITOR EPROM (IC11)

Hugh Anderson has discovered an error in one byte of the EPROM program listing published on page 33 of the Nov. '81 issue and page 51 of Computers & Computing — Yearbook 1982. It turns out the actual listed printout is in error — the original PROM, and the one currently installed in the '660 here at ETI, are OK. Glitches catch you in the most awkward places! The error is at location 03B5. In our listing it shows 9E. The correct instruction is 9F.


You can see if your EPROM contains the bad byte by examining that location: press '0', then '03B5' and look at the data on the screen. If it shows 9F, you're OK. If it shows 9E, then you'll need to have it corrected.

As Murphy's law would have it, you can't just have this location erased and reprogrammed; the whole EPROM has to be erased first and then reprogrammed in its entirety. We have already notified suppliers of the ETI-660 project and they have taken, or are taking, steps to correct existing stocks. For those of you who have already built the project and find the EPROM contains the bad byte, we can arrange to reprogram it for you. What you do is this: extract your EPROM and stick it in a small piece of foam. Obtain a 'jiffy' bag from the Post Office, 200 x 125 mm size, together with a \$1 postal note (to cover return post and handling) and include your name and address. We will return it correctly reprogrammed.

Send it to:
ETI-660 BOMB PROM PROGRAM!
 ETI Magazine,
 15 Boundary St,
 Rushcutters Bay NSW 2011.

Note: if you are having trouble getting your ETI-660 going, this bad byte is not likely to be the source of the trouble. The error only affects the '5XY0' instruction, causing it to skip the next two instructions, instead of the next one.


**Drive in
 Semiconductor
 Centre,
 1500 lines and
 instant pickup**



NEW

MICRO-PROFESSOR™ MPF-I


LOW COST Z80 BASED MICROCOMPUTER



- A learning tool for hobbyists, students and microprocessor enthusiasts. An excellent teaching aid for instructors of electrical engineering and computer science courses.
- A complete hardware and software system, offering detailed schematics and examples of program code to enable you to easily understand what the world of microprocessors is all about.
- More than a learning tool, you can design your own custom hardware and software applications.

AT THE
AMAZING
LOW PRICE

\$115
+S. Tax



FEATURES

CPU - Z80 CPU high performance microprocessor with 158 instructions.
SOFTWARE COMPATIBILITY - Capable of executing Z80/8080/8085 machine language
MONITOR - 2K bytes of sophisticated monitor. It scans the keyboard and executes the RAM - 2K bytes expandable to 4K bytes.
ROM - 2K bytes of sophisticated monitor expandable to 8K bytes.
INPUT/OUTPUT - 24 system I/O lines.
MONITOR - 2K bytes of sophisticated monitor. It scans the keyboard and executes the command entered immediately after the power is turned on. The monitor includes: system initialisation, keyboard scan, display scan, tape write and tape read.
DISPLAY - 6 digit 0.5" red LED display.
AUDIO CASSETTE INTERFACE - 165 bit per second average rate for data transfer between memory and cassette tape.
EXTENSION CONNECTORS - Provides all buses of CPU channel signals of CTC and I/O port bus of PIO for user's expansion.
COUNTER TIMER CIRCUITS - Circuits are provided.
PARALLEL I/O CIRCUITS - Circuits are provided.
SPEAKER - A 2.25" diameter speaker is provided for user's applications.
USER AREA - Provides a 3.5" x 1.36" wire wrapping area for user's expansion.
PHYSICAL DIMENSION - 1.60mm (H) x 15.75cm (W) x 22.30cm (D)
POWER REQUIREMENT - Single +5V DC.
POWER SUPPLY - A 9V, 0.6A Adaptor is optional.
USER'S AND EXPERIMENT MANUAL - Complete self-learning text with experiments and applications.
BASIC-MPF - 2K tiny BASIC interpreter (BASIC-MPF) has been provided to Micro-Professor users for learning BASIC language programming. It is supplied on 2516 EPROM and can be plugged directly into the expansion memory socket of Micro-Professor. The commands and statements of BASIC-MPF include: CONTINUE, CALL, FOR . . . NEXT, GOTO, GOSUB, INPUT, IF . . . THEN, LET, LIST, LOAD, NEW, PRINT, RETURN, RUN, SAVE, STOP

KEYBOARD: 36 keys including 19 function keys, 16 hex-digit keys and 1 user defined key.
RS- Reset the system.
ADDR- Set memory address and display memory content.
DATA- Input data to memory or register.
PC- Recall program counter.
REG- Select register and display contents of register.
 + Display content of next memory address or register.
 -- Display content of last memory address or register.
STEP- Single step execution of user's program.
SBR- Set break point of user's program.
CBR- Clear break point of user's program.
MONI- User's program break and return to monitor.
GO- Execute the user's program.
INS- Insert data of the address followed by the current display address.
DEL- Delete data of the current display address.
MOVE- Move memory block in the RAM.
RELA- Relative address calculation, calculates and stores relative address.
TAPE WR- Store data to the cassette tape.
TAPE RO- Load data from the recorder.
INTR- Maskable Interrupt.
USER KEY- User-defined key.
 O-F- Hex-digits or register selection.

OPTIONS:

EPB-MPF

EPROM programmer board (EPB-MPF) is a low-cost and powerful tool which provides the programming tool for the EPROM types TI TMS2508, TMS2516, TMS2532, INTEL 12758, 2716, 2732.

SSB-MPF

Today more and more products are incorporated with "talking" functions. Therefore, speech synthesis technology is destined to become world's main stream in product development. If you feel like to understand this new technology, SSB-MPF is the most cost-effective bridge between you and speech synthesis.

PRINTER

ACCESSORIES

MPF-CPK : Z80-CTC (counter and timer) and Z80-P10 (parallel I/O) Chip Kit.

MPF-BBD : 1.42" x 3.15" Breadboard.

MPF-2KRAM : 2K x 8 RAM 6116 or equivalent.

MPF-4KROM : Blank 2K Bytes EPROM TMS2516, 12716 or equivalent.

MPF-4KROM : Blank 4 K Bytes EPROM TMS2532, 12732 or equivalent.

- Write or phone for further details

ORDER FORM — MICRO PROFESSOR, MPF-I

IN NSW

EMONA ENTERPRISES P/L
 CBC Bank Bldg,
 661 George St,
 Sydney 2000. Telephone: (02) 212 4815

IN VICTORIA

RADIO PARTS GROUP
 562 Spencer St,
 West Melbourne 3003. Telephone 329 7888

MPF-I including BASIC MPF & Manual	\$115.00
Mains adaptor (9V DC/600mA)	\$ 11.50
Sub Total	
Sales Tax — Add 17½% if applicable	
Post — NSW/Vic. \$3.50, other states \$5	
TOTAL	

I enclose cheque/Bankcard No.

Name

Organisation

Address

Postcode

Signature

ROD IRVING ELECTRONICS

425 HIGH STREET, NORTHCOTE 3070, MELB, VIC PH (03)4898131 TELEX-38897

RACK MOUNTING BOXES

19 X 5 1/2 X 12"	\$45.00
19 X 6 X 10"	\$39.95
19 X 5 1/2 X 12"	\$55.00
19 X 7 1/2 X 12"	\$79.00
19 X 10 X 12"	\$89.00
SERIES 5000	\$55.00

CABINET OF 16 DRAWERS

PUT ALL YOUR BITS & PIECES AWAY IN THESE INCREDIBLY CHEAP CABINET OF DRAWERS



12⁰⁰

JIFFY BOXES

UB1 - 150 X 90 X 50	\$1.80
UB2 - 196 X 113 X 60	\$2.75
UB3 - 130 X 68 X 41	\$1.50
UB5 - 83 X 54 X 28	\$.90



ROD CUTS PRICES ON CANNON CONNECTORS



1-9	10 UP
LINE SOCKET	\$2.70 \$2.60
PANEL PLUG	\$1.70 \$1.60
LINE PLUG	\$1.60 \$1.50
PANEL SOCKET	\$2.90 \$2.80
XLR - LNE - 11C	\$4.20 \$3.90
XLR - LNE - 32	\$2.90 \$2.50

ALSO AC POWER CONNECTORS AVAILABLE

HORN SPEAKERS

NOW ONLY **6⁷⁵**



PANELMETERS

		1-9	10 +
PMAS	0-30V	\$10.00	\$9.00
PMAS	0-20V	\$10.00	\$9.00
PMAS	0-100uA	\$10.00	\$9.00
PMAS	0-10A	\$10.00	\$7.00
PMAS	0-1A	\$10.00	\$9.00
PMAS	0-50uA	\$ 6.30	\$5.90
PMAS	0-100uA	\$ 6.30	\$5.90
PMAS	0-50uA	\$ 6.30	\$5.90
PMAS	0-10V	\$ 6.30	\$5.90
PMAS	0-20V	\$ 6.30	\$5.90
PMAS	0-1A	\$ 6.30	\$5.90
PMAS	0-10A	\$ 6.30	\$5.90
PMAS	0-10uA	\$ 6.30	\$5.90

CONNECTORS DB 25

DB25P - PLUG	
DB25S - SOCKET	
DB25C - COVER	
1-9	10 +
\$3.90	\$3.50
\$4.90	\$4.50
\$2.20	\$1.80

SAVE

ALIGNMENT TOOL SET

2⁹⁵ This month only **1⁹⁵**

SOLDERING IRON STAND

5⁵⁰



TRANSFORMERS

	1-9	10-19	20+
2851	\$2.90	\$2.50	\$1.90
2155	\$4.50	\$3.90	\$3.30
6672	\$5.50	\$5.40	\$5.10



HOOK UP WIRE

3⁷⁵ a roll



UNIVERSAL TEST LEAD KITS

This month only **4⁹⁵**

3⁹⁵

WELLER SOLDERING STATION

58⁵⁰



DIGITAL MULTIMETERS

GREAT NEW AUTO RANGING MULTIMETERS AS ADVERTISED RECENTLY

\$49-95 **ME-533** **ME-532** **\$59-95**

MULTITESTERS

YF 370 **28⁵⁰** **17⁵⁰**

YF 303 **34⁵⁰** **21⁵⁰**

COMPUTER COOLING FANS

This month only **16⁹⁰**

115V 4% 240V 4%

COMPONENT SPECIALS

BF469	\$.90
BF470	\$.90
2114	\$1.95
4116	\$1.95
2708	\$4.50
2716	\$5.50
2732	\$9.50
T1P50	\$1.10
80 139	.45c
10 FOR	\$4.00
80 140	.45c
10 FOR	\$4.00
4MHz XTAL	\$2.00

BATTERY SNAPS A STEAL AT 10c EACH

3AG FUSE HOLDER	50c
2AG FUSE HOLDER	50c

	1-9	10-99	100-999	1000
1N4148	.06c	.05c	.04c	.03c
1N4001	.06c	.05c	.05c	.05c
1N4002	.06c	.05c	.05c	.05c
1N4003	.06c	.05c	.05c	.05c
1N4004	.07c	.06c	.05c	.04c
1N4005	.09c	.08c	.07c	.06c
1N4006	.10c	.09c	.08c	.06c
1N4007	.12c	.09c	.08c	.07c

2.2 MF POLY	
400V CAPS	.90c
555	.25c
10 For	\$ 2.20
74C926	\$ 5.00
BC547	100 For \$ 9.00
BC558	100 For \$10.00
BC559	100 For \$10.00
BC548	100 For \$ 9.00

CAPACITORS

		CAPACITANCE (uF)		VOLTAGE (DCV)	
33000	16V	\$21.70	2900	40V	\$ 5.90
68000	16V	\$19.50	6800	16V	\$ 5.75
100000	10V	\$19.50	10000	25V	\$ 9.00
			10000	40V	\$11.50
			15000	25V	\$10.30
			22000	25V	\$12.00
			22000	40V	\$20.50
			27000	35V	\$21.70



COMPUTERS OF THE DECADE

Sorcerer Mk II - Dick Smith System 80
? 'Ask Rod for a price' ?



RELAYS

6 AMP CONTACTS PCB MOUNTING

12V SP	\$4.50
12V DP	\$5.50
24V SP	\$4.90
24V DP	\$5.90

We have the cheapest price on Philips speakers

Please debit my Bankcard ETI 7/82/1

Bankcard No. _____

Expiry Date _____

Name _____

Signature _____

MAIL ORDERS: P.O. BOX 235 NORTHCOTE, VIC. 3070
Min. P&P \$2.00. Mail Order Enquiries (03) 481 1436.

I.B.M., Digital and other industry giants have gone the CP/M way!

YOU CAN TOO WITH THE BRILLIANT SORCERER!



Some of the world's leading computer manufacturers are now producing CP/M based systems to utilise the vast range of existing software. The only problems for you are 1): Some of the CP/M-based systems are not yet available in Australia, and 2): Some of them may cost up to, and over, \$5,000! So why not check out ...

The Incredible Sorcerer

For the serious personal computer user, it offers a truly outstanding performance - plus the ability to run the industry-standard CP/M operating system at lower cost than any other computer. The Exidy Sorcerer MkII — the most powerful, flexible and businesslike machine in its class.

Look at the features

- Built in serial and parallel ports
 - 2 cassette control ports
 - Powerful graphics capabilities
 - Expandable to 48K on board
 - Uniquely versatile ROMPACS™ — instant change to dedicated processor, and back again!
 - Built-in 4K ROM resident monitor
 - Economic disk storage now available (optional) with Exidy's FDS — floppy disk subsystem (does not need expansion interface)
 - 8K Microsoft BASIC
- Cat X-3002

VIDEO MONITOR, FDS & SOFTWARE MANUAL NOT INCLUDED IN PRICE OF COMPUTER

OUR BETTER BUYING POSITION MEANS WE CAN PASS ON THE SAVINGS TO YOU!!

SAVE NEARLY \$200

was \$1398
NOW ONLY \$1195!

SAVE \$100's FDS Disk Drive doesn't need an expansion unit!

The FDS Disk Drive comes with CP/M as standard. It has a storage capacity of 308K Bytes and has its own controller system and logic to run itself and up to two other drives! Add it to your Sorcerer and you have the lowest cost CP/M system available in Australia.

Cat X-3220

and it's only \$1290



GREAT NEW SOFTWARE ON TAPE

- ZAP 80**
"Secret Code Disassembler" - it will display all those unknown instructions Zilog never talk about!
Cat X-3625 **\$24.95**
- FORTH**
Forth is a new language for your Sorcerer using postfix notation (RPN).
Cat X-3629 **\$49.95**
- DUMB TERMINAL vs. 3**
Enables your Sorcerer to be used as a low cost, user configured communications terminal.
Cat X-3637 **\$9.95**
- COPYFILE**
A disk to file transfer program essential for the single drive CP/M user. Automatically loads itself onto your disk.
Cat X-3714 **\$14.95**

& MANY MORE

UTILITIES ON DISK

- EDOS**
Adds disk operating commands and many enhancements to ROMPAC™ BASIC. Requires X-3205 Disk System.
Cat X-3602 **\$49.00**
- EXTENDED BASIC FOR FDS**
Features include double precision variables, constants, maths, full line editing and all normal disk facilities and commands.
Cat X-3712 **\$399.00**
- DSKCITOH/PRINT (FDS)**
Soft sectored disk driver and proportional print driver to be used with the FDS and the word processor RDM PAC
Cat X-3726 **\$129.00**

ASK FOR OUR FREE SORCERER BROCHURE

DICK SMITH ELECTRONICS

SEE PAGE 19 FOR ADDRESS DETAILS



DSE/A236/PAI

THE CHIP-8 COLUMN

This month, we have another contribution from J.L. Elkhorne of Chigwell in Tasmania. This time it's the game of 'Life' on the VIP machine, but note that you'll need more than 1K of memory.

Contributions for this column are welcome. We'd like to see programming hints and tips as well as your own programs. Commented listings are preferred and **MUST BE TYPED**: you must prove them by loading the program from your typed submission. All contributions will be paid for.

COSMAC LIFE

With CHIP-8 loaded, the following program is keyed in. On 'RUN', a cursor appears at the left side of screen. Cells are written into memory at your discretion. Load keys are:

- 1: Write cell and advance cursor
- 0: Erase cell
- A: Reverse cursor movement
- F: Terminate loading and proceed to machine code

Subsequent generations follow the John Conway rules of 'Life' as described in Scientific American.

Generations appear approximately two per second! Should this be too quick, one can

always put a CHIP-8 delay loop in. However, the 'F' key can be used to freeze the display. Any subsequent key press will start automatic mode again.

The cell test matrix is set up in the following fashion:

```

A   B   C
D  CELL E
F   G   H
    
```

The display is eight cells wide by 32 lines deep.

As I work with a 4K machine, the display page is 0F. To utilise this program on a smaller memory size, change 0309 to the appropriate page number. Obviously, as it stands, this program will not fit into a 1K machine.

```

LOADER:
0200 6A00 6808 6C08 60FF
0208 A2FF F055 A2FF 6008
0210 D461 D461 6301 E3A1
0218 223C 630C E3A1 223E
0220 6300 E3A1 D461 630A
0228 E3A1 2248 630F E3A1
0230 1258 F015 F007 3000
0238 1254 120E D461 7A08
0240 7CFF 4C00 1270 00EE
0248 7AF8 7C01 4C09 2252
0250 00EE 78FF 6C01 00EE
0258 630F 0300 E3A1 1262
0260 1258 F318 F315 F307
0268 3300 1264 F30A 1258
0270 7801 6C08 00EE

0300 INTL FB 00 LDI
0302 AC PLO C
0303 A7 PLO 7
0304 AD PHI D
0305 AD PHI D
0306 FB 04 LDI
0308 A7 PHI 7 BUFFER STORE POINTER
0309 FB 0F LDI
030B BC PHI C DISPLAY POINTER
030C EC SEX C
030D 50 20 BR GETADR

0320 GETADR BC GLO C
0321 FA 07 AND
0323 60 PHI D L/R TEST, L=00, R=07
0324 8C GLO C
0325 TOPST FD 07 SDI
0327 33 4F BPZ DTST
0329 BTST 8C GLO C
032A FF 08 SMI
032C AC PLO C
032D FO LDX
032E FB FF XRI
0330 3A 33 BAZ ATST
0332 1D INC D

0333 ATST 9D GHI D
0334 32 40 BZ CTST
0336 87 GLO 7
0337 FF 09 SMI
0339 AC PLO C
033A FO LDX
033B FB FF XRI
033D 3A 40 BAZ CTST
033F 1D INC D
0340 CTST 9D GHI D
0341 FB 07 XRI
0343 32 4F BZ DTST

0345 87 GLO 7
0346 FF 07 SMI
0348 AC PLO C
0349 FO LDX
034A FB FF XRI
034C 3A 4F BAZ DTST
034E 1D INC D

034F DTST 9D GHI D
0350 32 5C BZ ETST
0352 87 GLO 7
0353 FF 01 SMI
0355 AC PLO C
0356 FO LDX
0357 FB FF XRI
0359 3A 5C BAZ ETST
035B 1D INC D

035C ETST 9D GHI D
035D FB 07 XRI
035F 32 68 BZ BYTST
0361 87 GLO 7
0362 FC 01 ADI
0364 AC PLO C
0365 FO LDX
0366 FB FF XRI
0368 3A 68 BAZ BYTST
036A 1D INC D

036B BYTST 87 GLO 7
036C FF FB SMI
036E 33 96 BPZ RESULT
0370 GTST 87 ADI
0371 FC 08 AC PLO C
0373 87 FO LDX
0374 FB FF XRI
0375 3A 7A BAZ FTST
0377 1D INC D
0379

037A FTST 9D GHI D
037B 32 87 BZ HYST
037D 87 GLO 7
037E FC 07 ADI
0380 AC PLO C
0381 FO LDX
0382 FB FF XRI
0384 3A 87 BAZ HYST
0386 1D INC D

0387 HYST 9D GHI D
0388 FB 07 XRI
038A 32 96 BZ RESULT
038C 87 GLO 7

038D FC 09 ADI
038F AC PLO C
0390 FO LDX
0391 FB FF XRI
0393 3A 96 BAZ RESULT
0395 1D INC D

0396 RESULT 87 GLO 7 READJUST ADDRESS
0397 AC PLO C
0398 FO LDX GET CELL
0399 32 9D BZ STORE
039B FB 10 LDI
039D STORE 57 STR
039E E7 SEX 7
039F 8D GLO D
03A0 F4 ADD
03A1 57 STR

03A2 ENDTST 87 GLO 7
03A3 FB FF XRI
03A5 32 AF BZ REFILL
03A7 EC SEX C
03A8 17 INC 7
03A9 1C INC C
03AA FB 00 LDI
03AC AD PLO D
03AD 30 20 BR GETADR

03AF REFILL E7 SEX 7
03B0 FB 00 LDI READJUST ADDRESS
03B1 A7 PLO 7
03B3 AC PLO C
03B4 DISFIL 72 LDRA
03B5 AD PLO D
03B6 FB 12 XRI TEST LIVE WITH 2
03B8 32 C8 BZ SETCEL NEIGHBORS
03BA 8D GLO D
03BB FB 13 XRI TEST LIVE WITH 3
03BD 32 C8 BZ SETCEL NEIGHBORS
03BF 8D GLO D
03C0 FB 03 XRI TEST EMPTY WITH 3
03C2 32 C8 BZ SETCEL NEIGHBORS
03C4 CLRCEL FB 00 LDI
03C6 30 CA BR PUT
03C8 SETCEL FB FF LDI
03CA 5C STR
03CB 1C INC C
03CC 87 GLO 7
03CD FB 00 XRI
03CF 32 03 BZ RETURN
03D1 30 B4 BR DISFIL
03D3 RETURN D4 SEP 4 BACK TO CHIP-8

END LISTING
    
```

RAM SPECIAL

16K Static Card for Motorola EXORBUS

Suitable for 6800, 6809, 6522.


- Uses 2114 1Kx4 RAMs
- Fully Buffered
- Two 8K Switch Addressable Blocks
- PCB Plated through, resist both sides
- Complete documentation

\$79 PCB only

\$99 PCB plus support ICs kit

\$189 Full kit with Low Power 300ns RAMs

\$4 Delivery. (Add 17½% if Sales Tax applicable).



Pennywise Peripherals
Pennywise Peripherals

96 Camberwell Road, Hawthorn East, Vic. 3123.
 PO Box 398, Camberwell, Vic. 3124. (03) 82 2389
 MICROCOMPUTER EQUIPMENT

Graphics guide to the System 80 and TRS-80

Just what can you do with the rather limited character set offered by the TRS-80 and System 80? Quite a lot really — as this article explains.

Tony Edwards

THIS ARTICLE is intended to be an overview of graphics programming on the System 80 and TRS-80 computers and, as such, programmers of all standards should find some parts of it of interest to them. Beginners can start at the beginning and the advanced programmers can skip until they come to more interesting parts. Owners of different models of computers will not find the detailed presentation of great interest, due to the vast differences in the methods of producing graphics displays in different types of computers. Nevertheless, the basic techniques should prove of general interest to all, as similar techniques can usually be employed on other machines and experimentation with all systems is to be encouraged.

The theme of the programs presented here is simple. We shall attempt (not always successfully) to switch on the whole screen: a kind of inverse CLS. This will be attempted using a number of different techniques, and a program is supplied for each method. The programs are consequently very simple, but once the technique has been understood the programs can be varied to produce the required graphics. Finally a more useful program is presented which shows an offbeat use of graphics (especially if you can smuggle it into someone else's machine).

SET and RESET

The simplest and most straightforward way of producing graphics is to use the SET(n,m) statement. After all, that is what the thing is provided for. To use this statement to switch on the whole screen, two simple loops are all that are required.

```
10 CLS
20 FOR X%=0 TO 47
30   FOR Y%=0 TO 127
40     SET(Y%,X%)
50   NEXT Y%
60 NEXT X%
70 GOTO 70
```

long time — about 40 seconds. For the beginner a few points are relevant which will be applicable to all programs presented here.

The variables are all integer variables (indicated by the % sign). This is good practice when all the values are to be integers (whole numbers) as it saves space and running time. The leading blanks are to give the program a structure, thus making it easier to read, and for the same reason I insist on scattering spaces liberally throughout the program. If space is really at a premium (and usually this is not the case) a space deleting program can be used later to remove all unnecessary spaces (and make the program unreadable).

The loop in line 70 simply holds things so the READY prompt does not spoil your nice white (green) screen. The SET command and its inverse, the RESET command, are so simple that little more can be said, but before leaving the subject some comment should be made with regard to the 32-character mode. Here the System 80 and TRS-80 differ considerably — more so than many people expect. Consider:

```
10 CLS
20 PRINT CHR$(23)
30 FOR N%=0 TO 20
50   SET(N%,N%)
60 NEXT N%
70 PRINT@832,"":REM**THIS MOVES
   CURSOR
80 GOTO 80
```

You may be forgiven if you think this would produce a diagonal line — not so. It does on the System 80 but not on the TRS-80. The System 80 screens all bytes of screen memory at double width if the video cut is set, but the TRS-80 only screens even-numbered bytes. Remember there are two pixels per byte when working out which will and will not be screened. The patch for the TRS-80, if you must have that diagonal line, is to insert:

```
40 X%=N%+2*FIX(N%/2)
50 SET(X%,N%)
```

Before leaving the subject of CHR\$(23), all those System 80 owners who cheated by entering the last program first and have not yet found out how to immobilise it should press BREAK to see what a mess CHR\$(23) makes to the graphics on a System 80. A space is inserted after every symbol printed. To fix this enter CLS, which clears the CHR\$(23), as well as the screen.

The PRINT@ statement

Another simple approach is to use the PRINT@ statement.

```
10 CLS
20 FOR N%=0 TO 1023
30   PRINT@N%,CHR$(191)
40 NEXT N%
50 GOTO 50
```

This sets the screen more speedily than SET, but it still takes a long time (about 10 seconds) and raises a troublesome point. Did you notice the screen jump at the end of the run, and the fact that the screen is not full? Can you understand why? This system control of the cursor can cause trouble in graphics. Consider now that the above does not just produce a set screen but is your masterpiece of graphics (second only to the Mona Lisa) and you want some screened instructions. Add the following:

```
50 PRINT@10,"ARE YOU FINISHED"
60 INPUT AS
70 IF LEFT$(AS,1)="Y" THEN END
   ELSE GOTO 50
```

Now RUN the whole program answering 'NO' to the question as you still want to gaze at your masterpiece. What a mess! The computer never liked your artwork anyway, but all is not lost, everything is possible; the fix is:

```
52 BS="":REM**NULL STRING
53 CLEAR 200
54 FOR N%=64 TO 127
55   BS=BS+CHR$(PEEK(15360+N%))
56 NEXT N%
65 PRINT@64,BS
```

All is now fine and your masterpiece is safe from the cursor.

Tried it? Not difficult, but it did take a

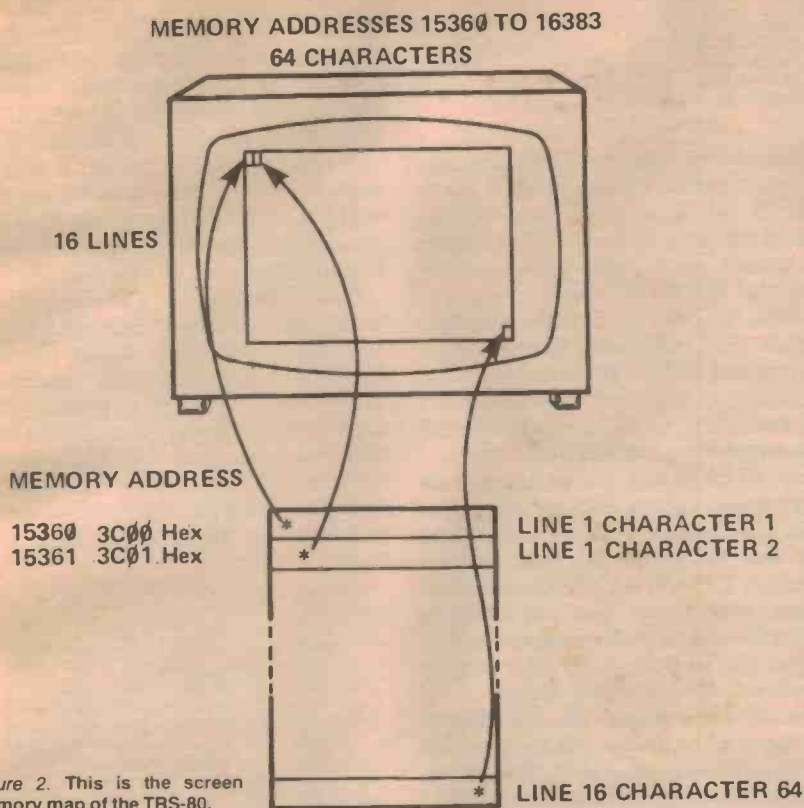


Figure 2. This is the screen memory map of the TRS-80.

The previous program also contains a number of points worth explaining before we go on. Line 30 contains the statement `CHR$(191)`. This is a full six-pixel graphic block and is one of a series of numbers from 1 to 255 which can be used to produce various characters, graphics or cursor movements (not all are active). To see the full set run the program:

```
10 FOR A%=1 TO 256
20 PRINT A%,CHR$(A%)
30 FOR B%=0 TO 500
40 NEXT B%
50 PRINT:PRINT
60 NEXT A%
```

This program produces a list of all `CHR$` codes, and an ERROR which

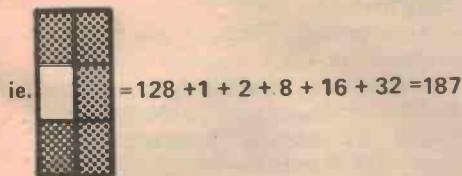
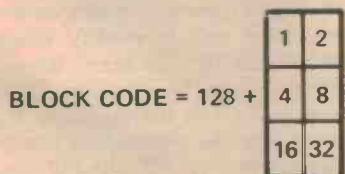


Figure 1. How to calculate the values of the graphic blocks. Regular readers will spot that this is somewhat similar to our standard for pixel codes.

shows what happens if a code higher than 255 is used. The graphic block codes can be calculated as shown in Figure 1.

The next point of interest is in line 70, where the symbol `'` is used in place of the `THEN`. A simple abbreviation, but do not expect a renumbering program to notice it. The lines 54 to 56 and 65 are the key to the fix and need some explanation. The symbol on each piece of the screen is held in the memory in locations 15360 to 16383. Consider these as 1024 (2 to the power of 10) little boxes, each containing what is on their own little section of the screen. See Figure 2.

To return to the previous program: when it gets to line 50 most of the boxes contain the solid graphics code 191, and in line 50 some are changed to hold the characters 'ARE YOU FINISHED' and some other things. In line 60, if we are not careful, some more will be changed to 32 (the code for a space). To avoid this, in lines 52 to 56 we collect a copy of the second line, spaces 64 to 127, from their memory locations (15360 + 64) to (15360 + 127) and save them as `B$`. After line 60 they are reprinted on the screen by line 65, and all the damage is repaired.

Fast and faster still

Back now to setting the screen, but faster. The TRS-80 Level II manual suggests:

```
10 CLS
20 FOR X%=15360 TO 16383
30 POKE X%,191
40 NEXT X%
50 GOTO 50
```

Not bad, the time taken is about seven seconds. The program uses the screen address as mentioned above and `POKEs` the graphic block 191 into each memory cell. The `POKE` instruction places some numbers in a particular location and its reverse `PEEK` copies the numbers in some particular location, but leaves them undisturbed. This program is quite fast but even faster, and still in `BASIC`, is:

```
10 CLS
20 CLEAR 259
30 X$=STRINGS(255,191)
40 FOR X%=1 TO 4
50 PRINT X$;
60 PRINT CHR$(191);
70 NEXT X%
80 GOTO 80
```

At about one second this is the fastest `BASIC` program I know to set the screen, and is quite fast enough for most purposes. In either of the two previous examples you can use some other graphic code if you would like a nice pattern.

Machine code methods

To produce even faster results we must use machine code. Beginners need not be hesitant to join in, as no damage can be done to your computer by `POKEing` machine code about. All the essential code is in `ROM`, which you cannot `POKE` anyway (that is why it is called 'Read Only Memory'). Some vital lines of operation from `ROM` routines spread into `RAM` and can be fouled up by `POKEing`, but all 'damage' can be rectified by switching off and on again after 15 seconds.

It is not my intention to give instruction on machine coding here, so you must accept that the following code, in decimal, sets the screen. (After all, it is easily proved and contains our old friend, the graphic block 191.) 1,16,64,33,0, 60, 62, 191, 119, 35, 16, 252, 6, 64, 13, 32, 247, 201. This could be used by putting it directly into the memory, but as many readers will not have the necessary program to do this we shall use a `BASIC` program to put it in a suitable part of the memory.

```
10 CLS
20 X$=CHR$(1)+CHR$(16)+CHR$(64)+...
..+CHR$(247)+CHR$(201)
30 X1=PEEK(VARPTR(X$)+1)
40 X2=PEEK(VARPTR(X$)+2)
50 POKE 16526,X1
60 POKE 16527,X2
70 X=USR(0)
80 GOTO 80
```


COMPUTING TODAY

This program is a little more complex than the earlier ones, but should still be easily understood. Line 20 assigns the machine language string to the variable X\$. When the program is RUN the computer stores this string in the memory as we wanted, but where in the memory? The variable pointer (VARPTR(X\$)) identifies the address in the RAM where the variable type is stored, and the whereabouts of the actual contents of the string is given by the address stored in the next two memory cells, VARPTR(X\$)+1 and VARPTR(X\$)+2. These two parts of the address (the address is too big to fit in one memory cell) are PEEKed and assigned to X1 and X2 by lines 30 and 40. The address is then POKEd into memory cells 16526 and 16527.

Now the program proceeds to the dreaded USR command. The form must be X = USR(0), but the X and 0 are (in this case) meaningless symbols. When this statement is reached in the program the computer looks at the address in 16526 and 7 (we just POKEd the X\$ address there), jumps to the address stored there and reads the contents as a machine code program. The characters in X\$ say 'set the screen' and USR does this very quickly, in significantly less than a second — for most purposes instantaneously.

Something for nothing

Typing in line 20 was hard work so let's try another way, and just to show I know more than one machine language program we will use another, but it still only sets the screen. The new machine code is:

```
33,0,48,17,0,60,1,0,4,237,176,201
```

We will put this into a data statement and POKe it away somewhere with the program below, but first we will enter ?MEM to see how much memory is available, and make a note of it:

```
10 CLS
20 FOR N%=16512 TO 16523
30 READ A%
40 POKE N%,A%
50 NEXT N%
60 DATA 33,0,48,17,0,60,1,0,4,
237,176,201
70 NEW
```

Before RUNNING the program CSAVE it for later because line 70 will destroy it. After RUNNING enter ?MEM again to see how much memory has been used. How much? Yes, that's right, none at all — the machine code program is safely tucked away in protected memory. Something for nothing at last! Now type in and run the following program to use the machine code to set the screen again almost instantaneously:

```
10 CLS
20 POKE 16525,128
30 POKE 16527,64
40 X=USR(0)
50 GOTO 50
```

For the adventurous the USR statement can be replaced by the NAME statement. A bit of a fiddle, this, but an interesting area to explore. As a start you should modify the last program, using the EDIT command. I hope you CSAVED the one before as we now need it again. Two extra machine code steps are required, so line 20 should end with 16525 not 16523, and line 60 should have two extra DATA values put in, 229 at the beginning and 225 at the end

Now RUN it and retype the second program, but use the memory addresses 16783 and 16784 in lines 20 and 30, and make line 40 NAME. No, this does not produce a SYNTAX ERROR, although you may expect it to. Now you can RUN and set the screen. Your machine locked up; but the screen is set! The NAME 'statement' does strange things — it alters the HL register for one (that is why two extra machine code instructions are required to POP and PUSH the HL register value). It can be mastered, but I leave this to you as an exercise.

String packing

As a final screen setting manoeuvre we will try POKeing machine code from a DATA statement direct to a string statement. This is done by:

```
10 CLS
20 A$="XXXXXXXXXXXX"
30 X1=PEEK(VARPTR(A$)+1)
40 X2=PEEK(VARPTR(A$)+2)
50 X3=X2*256+X1
60 POKE 16526,X1
70 POKE 16527,X2
80 FOR N%=0 TO 11
90 READ D%
100 POKE X3+N%,D%
110 NEXT N%
120 X=USR(0)
130 GOTO 130
140 DATA 33,0,48,17,0,60,1,0,4,
237,176,201
```

If you have followed the previous examples, the workings of this program should be clear — at least if you only RUN it once. RUN it twice and you are in trouble — a syntax error in a non-existent line, of all things. All will be revealed if you list line 20. This program changes itself and to RUN it again we must re-assign 12 Xs to A\$.

Does the above program give you some ideas? If not, how about adding to your graphics masterpiece the lines:

```
1000 A$="GRAPHICS BY NO ONE IN
PARTICULAR"
1010 PRINT A$
```

Then, before reaching line 1000, POKe your name in place of 'NO ONE IN PARTICULAR'. Then after line 1010 POKe 'NO ONE IN PARTICULAR' back. If you also immobilise the BREAK key (with POKe 16396,23) it will give some worries to those who wish to claim authorship for your graphics. This is not as easy as it seems, but worth the effort. I again leave it as an exercise.


Now that you have worked so hard to set the screen, and have had your appetite whetted for some fun, type in the sequence of commands 'SYSTEM';'10';'32688' to protect a little high memory, then type in and RUN the following program (CSAVE it first because of line 190). That READY prompt is gone for ever; TRS-80 owners may change the program if it upsets them.

```
10 CLEAR 500
20 A$=CHR$(128)+CHR$(157)+
CHR$(156)+CHR$(149)+CHR$(13)+
CHR$(176)+CHR$(179)+CHR$(183)+
CHR$(177)+CHR$(144)+CHR$(13)+
CHR$(133)+CHR$(191)+CHR$(175)+
CHR$(149)+CHR$(133)+CHR$(13)+
CHR$(180)+CHR$(191)+CHR$(170)+
CHR$(181)+CHR$(148)
30 B$=CHR$(13)
40 C$="GENIE IS AT YOUR SERVICE-
WAITING"
50 A$=A$+B$+C$:REM**LEN(A$)<63
60 FOR K=32688 TO 32703
70 READ D
80 POKE K,D
90 NEXT K
100 DATA 205,248,1,205,249,32,33,
192,127,205,167,265,167,40,225,
195,43,26
110 K=32704
120 FOR J=1 TO LEN(A$)
130 POKE K,ASC(MID$(C$,J,1))
140 K=K+1
150 NEXT J
160 POKE K,13:POKE K+1,0
170 K=16812
180 POKE K,195:POKE K+1,176:POKE
K+2,127
190 NEW
```

Next time you're demonstrating a program on a friend's machine, add the above (remember to protect some memory for it) and he will be stuck with a new 'READY' prompt until he switches off. If you have no friends, only enemies, you may like to modify the program before forcing it on them. It's easy to do. A\$ contains the graphics, B\$ is a line feed and C\$ is the message. If you use more than 62 characters you will have to change lines 60 and 110 and protect more memory.


As a parting 'shot', if you have the program in high memory and get so frustrated with the machine you could kill it, just shoot graphics blocks (our old friend 191) into the 'protected' memory above 32688 with the POKe instruction and kill the System 80, because that is where it lives. It won't help you to be a better programmer, but it may make you feel better.

UP TO **56% off**
top Hi-Fi



400 Poweramp

3300 Preamp



1100 Parametric Equaliser

1000 Noise Reduction Unit

Phase Linear U.S.A.

YES, WE STILL HAVE A LIMITED QUANTITY OF THE FOLLOWING PHASE LINEAR PRODUCTS.

Get your running shoes on. If you're quick, now you can own the magic name in high-power pro HI-FI - for peanut prices! You'll **save up to \$731** on recommended retail, and still get our guarantee, FREE metro delivery and installation. Call in for a mind-blowing demo, but **make it soon!**

7000 Cassette Deck: The King. Microscan; memory; quartz-PLL drive control; Dolby. Wow & flutter under 0.03%! \$1,590. **Now \$999**

1100 Parametric Equalizer: \$890. **Now \$399**

1000 Auto Correlator: Possibly the single most dramatic sonic

improvement you can make to your system. Will remove 10dB noise, lift dynamic range by 7.5dB+. \$490.

Now \$279

1300 Auto Correlator: \$330. **Now \$179**

3300 Preamp: Ingenious. Innovative. Almost immeasurable distortion. \$690. **Now \$299**

2000 Preamp: With separate bass and treble control for each channel \$590. **Now \$199**

3300 Preamp/300 Power Amp Combo: Not just impressive, but absolutely staggering performance. 120 W per channel! \$1530. **Now \$799**

ONLY WHILE STOCKS LAST!
 Mail Order Accepted

Len Wallis
Audio

Bankcard accepted & finance arranged for approved applicants

when you're serious about Hi-Fi

50 Burns Bay Rd, Lane Cove.
 Open Thursday night and all day Saturday
 Phone 427 1204, 427 1205



MPI Hi-D Mini Drives

freedom
of choice

Our
way..

.. or theirs

Professional, push-button disk eject, or industry standard flip-front... Either way, MPI builds the quality in. Head load for media protection, 5mSec track-to-track and a choice between 48, 96 and 100TPI, single or double sided 5¼" Floppy Drives.

TRUE FREEDOM OF CHOICE

Authorised Dealers:

Sydney: (02) E&M Electronics 51-5880, Applied Technology 487 2711, OT Computers 29 5599, Micro Repair 747 1061, Computer Components 868 3614. **Wollongong:** (042) Macelec 29 1455. **Brisbane:** (07) Baltec 36 5183. **A.C.T.:** (062) Ortex 80 5283, Boulevard 48 5411. **Perth:** (09) Micro Controls 445 2544, Electronic Systems 335 7313. **Adelaide:** (08) DC Electronics 223 6946, Micro '80 211 7244. **Melbourne:** (03) Stewart Electronics 543 3733, Ellitronics 602 3282, Ritronics 489 8131, Pennywise Peripherals 82 2389, Deforest Software 877 6946, Comp Soft 428 5269. **Tasmania:** Coastal Computers (004) 31 3259.



daneva australia pty ltd.

66 Bay Road, Sandringham, Vic., 3191. Ph: 598 5622. Telex: AA34439

Try out the UniVolt multimeter range at these distributors

Sydney Metropolitan

- Sheridan Electronics
164-166 Redfern Street,
Redfern. Phone (02) 699 5922
- Electronic Agencies
117 Parramatta Road Concord
Phone (02) 745 3077
123 York Street, Sydney
Phone (02) 29 2098
- J.P.&A Electronics
84 Ramsay Street, Haberfield
Phone (02) 799 3331

Queensland

- General Wholesalers
Pty Limited
57 Jones Street, Fortitude
Valley. Phone (07) 358 4122
- Audiotronics
396 Montague Road, West End
Phone (07) 447 566

Victoria

- J.H. Magrath
208 Little Lonsdale Street,
Melbourne.
Phone (03) 663 3731
- John Pearce
14 Tantram Avenue, St Kilda
Phone (03) 528 5240


South Australia

- Electronic Components
and Equipment
64 Sturt Street, Adelaide
Phone (08) 212 5999

Western Australia

- Protronics W.A.
24 Teddington Street,
Victoria Park
Phone (09) 362 1044





Real measuring power in the palm of your hand



The DT830 from Univolt sets new standards for ruggedness, precision and measuring power. The large, clear function selector shows the 830's 30 measuring ranges at a glance. The high contrast 3.5 digit LCD display gives quick, unambiguous readings. Accuracy is an excellent $\pm 0.5\%$ and resolution 0.1 mV on the bottom DC scale, 10 amp current range and transistor tester are built in, along with an audible continuity test function for quick circuit checks. The DT830 - your complete measuring instrument.

For less demanding applications, the Univolt DT840 gives quick auto ranging and $\pm 0.8\%$ accuracy. Speedy servicing with 20 ranges and built in continuity checker.

For the name of your nearest dealer and trade enquiries contact:
I.F.T.A. Australia
A division of BENELEC Pty Ltd.



1 Greville Street,
Randwick 2031
Ph: (02) 665 8211
Telex: AA20181

A Computer is Almost Human

— except that it never blames other computers for its mistakes —
and it doesn't mind how many books you refer to . . .

CP/M PRIMER

A complete one-stop course on CP/M, the very popular operating system for 8080, 8085 and Z80-based microcomputers. Complete terminology, hardware and software concepts, start-up of a CP/M system, and a complete list of CP/M-compatible software.

21791 \$21.95

APPLE MACHINE LANGUAGE

This straightforward book teaches machine language programming through BASIC, the transition being made step-by-step. Many sketches of video displays are provided, as well as exercises with answers.

90230-7 \$21.95

EXPLORE COMPUTING WITH THE TRS-80 (AND COMMON SENSE)

This introduction to microcomputers and the BASIC language is suitable for novices and users of the TRS-80. Among the topics covered are creating tables, arts and graphics, games and simulation.

96137-7 \$17.95

TELEMATIC SOCIETY

An extensive update of 'The Wired Society', this book demonstrates how developments in telecommunications will affect the way we live.

02460-3 \$17.50

Z8000 CPU USER'S REFERENCE MANUAL

A technical manual from Zilog, this book discusses all aspects of the Z8000 package, including instruction sets, data types, addressing modes, systems inputs, timing, memory address space, registers, bit manipulation instructions, external interface devices, etc.

83890-2 \$20.75

PROGRAMMING IN BASIC FOR PERSONAL COMPUTERS

Simple instructions show how to give BASIC commands and statements a wide range of applications, from programming video games to developing business or scientific programs.

30739-X \$11.75

APPLE BASIC

This book gives the beginner a thorough introduction to BASIC programming on an Apple computer, and covers all areas of programming, including graphics, games, mathematical programs, and a great deal more.

39099-2 \$19.25

TRS-80 ASSEMBLY LANGUAGE SUBROUTINES

A wide spectrum of applications is discussed in this book, which provides easy-to-use routines that can be used as they stand or modified.

31188-2 \$19.25

THE UCSD PASCAL HANDBOOK

Language descriptions organised in a quick and easy reference are given in this book for readers with no prior experience of Pascal programming.

35536-7 \$23.75

BASIC FOR BUSINESS FOR THE TRS-80

This book covers the application of BASIC language to business uses on the TRS-80 models II and III.

90352-4 \$22.25

STARTING FORTH

A clear and complete guide to FORTH, this book covers fundamental principles and then a full set of high-level FORTH commands. It concludes with advanced techniques and style.

42922-7 \$23.75

PROGRAMMING WITH ADA

This sourcebook features a thorough coverage of ADA language and stresses topics unique to ADA, such as packages, tasks, and order mechanisms for concurrent programming and multi-tasking. This text is best used by programmers with some experience in other high-level languages.

30697-0 \$23.75

THE 68000: PRINCIPLES AND PROGRAMMING

An easy-to-read, systematic approach to the 68000 advanced 16-bit microprocessor. The book guides you through the complex architecture, instruction set, pinouts and interfacing techniques. Written for design engineers, programmers and students.

21853 \$22.00

PET GAMES AND RECREATIONS

Presenting an interesting mixture of diversions guaranteed to entertain and educate. Ideal for beginners, yet also challenging to computer veterans, the book features progressive levels of difficulty and five different types of games.

95529-X \$21.00

THE PET PERSONAL COMPUTER FOR BEGINNERS

This handy guide is written for use with all varieties of PET computer, from the original 2001 to the new 8032 Super PET. It is suited to novices with no practical experience and provides advice and practical examples.

61827-8 \$23.00

PASCAL PROGRAMMING FOR THE APPLE

This book teaches UCSD Pascal on the Apple II. Many examples, programs for financial applications, graphics, file structures and sound reproduction are supplied.

95454-4 \$19.75

APPLESOFT LANGUAGE

Written for Apple II micros that use the Microsoft language, this introduction covers each aspect of programming in non-technical language, from elementary concepts to advanced techniques.

21811 \$15.50

TRS-80 ASSEMBLY LANGUAGE MADE SIMPLE

If you have an understanding of BASIC programming, this book will help you learn to plan, write and hand-assemble your own assembly language programs in memory, using the T-bug and Level II BASIC ROM subroutines.

21851 \$19.25

MOSTLY BASIC: APPLICATIONS FOR YOUR TRS-80 — BOOK 1

32 ready-to-use BASIC programs which have been completely tested and debugged. Programs include a telephone dialler, digital stop-watch, spelling test, house buying guide, gas mileage calculator, and others. Complete with explanations of each program, sample runs, and complete program listing.

21788 \$19.25

MOSTLY BASIC: APPLICATIONS FOR YOUR TRS-80 — BOOK 2

28 ready-to-run BASIC programs, including two to test your ability in history and maths, a Dungeon of Danger that's strictly for fun, eleven household programs, seven on money and investment, two to test your ESP level, and more. Complete with explanations, sample run and listing for each program.

21865 \$19.25

INTERMEDIATE PROGRAMMING FOR THE TRS-80 MODEL I

Step-by-step instructions for the TRS-80 user who wants to progress from BASIC to machine and assembly language programming with the TRS-80 Model I system. A complete how-to guide with numerous examples.

21809 \$14.95

CIRCUIT DESIGN PROGRAMS FOR THE TRS-80

A number of programs written to aid you in using your TRS-80 and Level II BASIC for the design and analysis of many electronic circuits. The programs analyse information on ms values, periodic waveforms, integrated circuit timers and bipolar transistor circuits.

21741 \$21.75

PET INTERFACING

Demonstrates how to build numerous interfacing devices for PET hardware. BASIC language programs are used throughout, and the book includes a discussion of the microprocessor's internal architecture and general hardware/software interfacing.

21795 \$25.25

TRS-80 — MORE THAN BASIC

Learn to program in Z80 mnemonics by using the book's error-tolerant interactive monitor program. Over 26 commands available, with total documentation that helps you change the commands to meet specific applications.

21813 \$15.95

SMALL BUSINESS COMPUTERS: A GUIDE TO EVALUATION AND SELECTION

Ideal for the inexperienced user, this text emphasises management considerations in determining the feasibility, economics, evaluation, selection, contracts and practicality of installing a computer.

81134-6 \$14.95

BASIC FOR EVERYONE


349 pages of BASIC information for all purposes.

61481-5 \$22.00

INTRODUCTION TO PASCAL

The second edition of this popular book has been updated to conform to the new international standard of Pascal. The contents illustrate the design and construction of Pascal programs, involving a wide range of basic computer algorithms in a practical context.

91522-4 \$22.00



INTERFACE PROJECTS FOR THE APPLE II

A series of Interface projects that are easily built and enable the user to realise the computer's potential through project construction. Projects are primarily hardware-orientated, with some software supporting the hardware.

69387-6 \$15.95

ATARI GAMES AND RECREATIONS

Beginners and advanced users can use the preprogrammed games in this book to improve their skill. Charts, flash cards, an error dictionary and graph paper designs are among the features.

90242-0 \$19.25

THE ATARI ASSEMBLER

This practical book gives detailed instructions for using the Atari Assembler cartridge for novices with some knowledge of BASIC programming. Fundamental information on programming in assembly language is given.

90236-6 \$19.25

INTERFACE PROJECTS FOR THE TRS-80

This book provides the TRS-80 user with a series of interface projects that are easily built and enable the user to discover the computer's capabilities through project construction. Projects are primarily hardware-orientated, but some supporting software is included.

69429-5 \$19.25

Z80 USER'S MANUAL

An all-in-one guide to Z80 pin definitions, CPU control signals, support chips, interfacing peripherals and much more.

99516-X \$15.95

PET/CBM BASIC

This book provides a thorough introduction to BASIC programming on a PET computer, explaining programming concepts for graphics, including three-dimensional letters, bar graphs and the use of sound effects in PET programs.

61751-4 \$19.25

PET BASIC 1

For users of the PET computer, this book covers such topics as creative graphics, humour and interesting small programs.

95524-9 \$19.25

VIC BASIC

Simple VIC BASIC programs are provided, with full explanations of how to effectively combine colour, sound and graphics on the Commodore VIC.

98377-3 \$19.25

PROGRAMMING THE TRS-80 POCKET COMPUTER

This book explains all aspects of problem-solving in BASIC, and covers cassette machine interfacing and how to make the best use of the system's keyboard and display.

30531-1 \$13.25

Z80 MICROCOMPUTER HANDBOOK

This thorough handbook covers hardware, software and microcomputers built around the Z80.

21500 \$17.50

Z80 MICROCOMPUTER DESIGN PROJECTS

This book provides a complete look at the internal architecture of the Z80, the heart of many microcomputers, and even shows how to build a microcomputer, the EX80, using this powerful chip.

21682 \$20.75

APPLE INTERFACING

Using this book, you will be able to perform useful experiments which will provide a much clearer understanding of the fundamentals of computer interfacing and computer electronics. A better understanding of interactions between hardware and software will enable you to communicate more effectively with your Apple.

21862 \$15.95

THE S100 AND OTHER MICRO BUSES

The key to successful computer expansion is a complete understanding of the bus system, through which the computer communicates with peripherals. This book will give you that understanding.

21810 \$13.25

EXPERIMENTS IN ARTIFICIAL INTELLIGENCE FOR SMALL COMPUTERS

Artificial intelligence is the capability of a device to perform functions normally associated with human intelligence, such as game playing, problem solving, reasoning, creativity and verbal communications. With this book, a small computer with extended BASIC and some knowledge of BASIC language, you can conduct interesting and exciting experiments in artificial intelligence.

21785 \$13.25

MICROCOMPUTER DESIGN AND TROUBLESHOOTING

Tells you how to design microcomputer systems and make them work without an expensive commercial development system or the need for costly test instrumentation. The author also provides a complete description of two popular microprocessors — the 8085 and the 6502.

21819 \$26.75

INTRODUCTION TO FORTH

The most complete book available on the MMS FORTH version of FORTH, but also a fundamental approach to programming in all versions of FORTH. Many programming examples are provided, with direct comparisons to the Microsoft Level II BASIC version of these programs.

21842 \$14.95

6809 MICROCOMPUTER PROGRAMMING AND INTERFACING, WITH EXPERIMENTS

Gives a solid understanding of how to program and interface the high-performance 6809 microprocessor. The author completely explores internal structure, addressing modes, data movement instructions, registers, arithmetic logic and test instructions for the 6809.

21798 \$21.95

COMPUTER GRAPHICS PRIMER

Almost every page has a colour drawing, photograph, picture or a schematic to help you learn computer graphics quickly and easily. Programming concepts apply to all microcomputers, and examples are given in BASIC for the Apple II.

21650 \$21.95

CIRCUIT DESIGN PROGRAMS FOR THE APPLE II

A series of ready-to-run Apple II programs ideal for electronics design engineers and others faced with solving problems related to plotting and verification of experimental data. The programs may be used as subroutines in larger programs, and many can be translated to run on other microcomputer systems.

21863 \$21.00

ORDER FORM

Send to ETI Book Sales, 4th Floor, 15 Boundary St, Rushcutters Bay NSW 2011.

Please allow 4-5 weeks for delivery.

Post & Handling: \$2.20 per book.

Please forward

No.	Qty.				
		42922-7	...	21795	...
		30697-0	...	21813	...
21791	...	21853	...	81134-6	...
90230-7	...	95529-X	...	61481-5	...
96137-7	...	61827-8	...	91522-4	...
02460-3	...	95454-4	...	69387-6	...
83890-2	...	21811	...	90242-0	...
30739-X	...	21851	...	90236-6	...
39099-2	...	21865	...	69429-5	...
31188-2	...	21788	...	99516-X	...
35536-7	...	21809	...	61751-4	...
90352-4	...	21741	...	95524-9	...
				83777-3	...
				30531-1	...
				21500	...
				21682	...
				21862	...
				21810	...
				21785	...
				21819	...
				21842	...
				21798	...
				21650	...
				21863	...

I enclose \$ inc. p&h

Name

Address

..... Postcode

Please debit my Bankcard
 American Express card

Number:

Signature

**BUYING A COMPUTER?
BUY IT FROM DICK SMITH
& YOU COULD**

WIN A DATSUN STANZA



**DATSUN STANZA GL
FOUR DOOR SEDAN
VALUE \$6720!**


**Yes, you
become
eligible to
win this
Stanza when you
purchase the winning**

VIC 20 COLOUR COMPUTER FROM DICK SMITH

**LOOK AT THESE
WINNING
FEATURES**

- ★ Colour graphics in up to 8 colours directly addressable from the keyboard.
- ★ Memory expandable up to 32K with plug-in modules.
- ★ Typewriter style keyboard, with programmable function keys.
- ★ An inbuilt tone generator for music and sound effects.

Why waste hard earned money on a more expensive colour computer and do no better? With the Dick Smith VIC-20 Colour Computer you get the latest technology, at a price **YOU CAN AFFORD!**
Cat X-2000



**LOOK AT THIS
WINNING PRICE**

**ONLY \$399
AND ONLY
FROM**

**YOU'D BE CRAZY TO
BUY A COMPUTER
ANYWHERE ELSE!**

Everyone seems to be selling computers these days; every time you look, another has popped up like a mushroom.
Think carefully about where you buy your computer, ask yourself the following questions ...
Who else offers a 7 day money-back satisfaction guarantee?
Who else offers you the range of computers that Dick Smith offers?
Who else offers their own in-house service facilities, with over \$100,000 worth of specialised computer test equipment?
Who else has 30 company stores around Australia for helpful and reliable assistance?
Who else gives you the chance to win a Datsun Stanza when you buy a computer?
Only Dick Smith Electronics offers you ALL this — and more — you'd be crazy to buy a computer anywhere else!

**DICK SMITH
ELECTRONICS**

**SEE PAGE 19 FOR
ADDRESS DETAILS**



DSE/A233M/PAI
Permit No. TC82/278. Issued under the Lotteries and
and An Unions Act. Not valid in states where this
contravenes State Laws.

dbx

improves
your
sound
system
more
than
anything
else
you can
buy.

There's one massive difference between what your sound system is reproducing now and the original live performance. Dynamic Range.

At a live performance you hear a 90dB dynamic range. But even the finest audiophile recordings are lucky to achieve 60dB. So live performances sound stunningly better.

The latest recording techniques capture this live range.

Records couldn't until now.

dbx gives your system the ability to reproduce the full dynamic range of live music.

Digital dbx discs combined with a dbx disc decoder will produce a dynamic range of 90dB. This is the biggest single step you can make towards having a live performance in your listening room.

The Model 224 (below) also hooks into your existing tape system. You can record a dynamic range of 80dB on cassette or 85dB on open reel. Your live recordings will capture nearly all the original. Your finest records will lose none of their dynamic range.

Sounds impressive?

The only way to really appreciate the improvement dbx makes is to hear it for yourself. Your dbx dealer is ready to give you a convincing demonstration. Phone us for his name and address. Or fill in the coupon below for a catalogue of dbx discs and components.

Audio Engineers Pty Ltd

342 Kent St., Sydney. Phone (02) 29 6731

Victoria: (03) 44 3295

Queensland: (07) 369 9670

Perth: Athol M. Hill (09) 325 7811

S.A. Nomis Electronics. (08) 293 4896



Send to: Audio Engineers, 342 Kent Street, Sydney 2000

Name

Address

Postcode

Not Just Speaker Wire



Conventional speaker wire limits the performance of your sound system by decreasing power output, restricting dynamic range, and reducing clarity and definition. You can significantly improve the performance of your audio system by switching from your present speaker wire to Monster Cable.

Constructed of over 500 strands of high purity copper in a unique configuration, Monster Cable is specifically engineered for low resistance, low capacitance, and low inductance. The Results?

- Deeper, tighter bass.
- Maximum power transfer.
- Increased clarity and definition.
- Wider dynamic range.

Even low-powered systems show a remarkable improvement. Recommended by leading audio manufacturers, Monster Cable is safe to use with all amplifiers and receivers, regardless of design.

Don't be deceived by imitations. If it doesn't say Monster Cable you're not getting all the performance you paid for.

MONSTER CABLE

DISTRIBUTED BY CONVOY SYDNEY (02) 358 2088

Available from NSW—AUTO ACOUSTICS Sydney * ABSOLUTE SOUND Sans Souci * BING LEE DISCOUNTS Fairfield * CAMPBELL-TOWN HI FI Campbelltown * DUTY FREE TRAVELLERS SUPPLIES Sydney * FUTURE AUDIO North Sydney * THE HI FI SHOP Hurstville * LEISURE SOUND Sydney, Artarmon, Parramatta * LEN WALLIS AUDIO Lans Cove * MIRANDA HI FI Miranda, Parramatta, Rozellelands, Bondi Junction * PARK HI FI Summer Hill, Sydney * RUSSELL HI FI Rankine * WARRINGDAH HI FI Mona Vale * WOOLLAHRA ELECTRONICS Woollahra * CLASSIC CAR SOUND Adamstown * EASTERN HI FI Newcastle West * HUNTER VALLEY ELECTRONICS Maitland * NEWCASTLE HI FI Newcastle * PITMAN'S RADIO & TV SERVICE Wagga Wagga * SOUND COMPONENTS Tamworth * WARDELLS SIGHT-AS-SOUND Broadmeadows * WOLLONGONG HI FI Wollongong A.C.T.—DURATONE Philip VICTORIA—TIVOLI HI FI Hawthorn * NATSOUND Melbourne * EAST COAST AUDIO Albert Park * SOUND BUFF * STEVEN BERNETT AUDIO Geelong * PRUD'S AUDIO World Bendigo * SHEPPARTON HI FI Shepparton QLD.—STEREO SUPPLIES Brisbane * REG MILLS STEREO Buranda * HANDBO HI FI Toowoomba * DOWNTOWN HI FI Brisbane * LIVING SOUND CENTRE Ashgrove * QLD. ENTERTAINMENT COMPANY Eight Mile Plains * GOLD COAST HI FI & STEREO SOUND Southport * HIGHWAY SOUND CENTRE Mt. Isa * STEREO WORLD Cairns * GEOFF BRADFORD HI FI Toowoomba * DISCO STEREO SUPPLIES Townsville * CUSTOM SOUND CENTRE Nambour STN. AUST.—BLACKWOOD SOUND Blackwood * THE SOUND CRAFTSMEN Heilbron * TRACK HI FI Adelaide * GRENELL PLAZA HI FI Adelaide * ASLIN HI FI Mount Gambier * WHYALLA TV & RADIO Whyalla W.A.—AUDIO DISTRIBUTORS Moaman Park * THE AUDIO CENTRE West Perth * JAPAN HI FI Victoria Park * ALBERT S TV & HI FI CENTRE Perth * ESPERANCE ELECTRONICS Esperance * NORTH WEST AUDIO Karratha T.A.B.—UNITED ELECTRONICS Launceston * DEL CANTO Hobart * QUANTUM SOUND CENTRE Hobart.

The audio experts are raving about the Magnetic Field Amplifier



M-400 Magnetic Field Amplifier

"Its distortion and noise levels are entirely negligible . . . it's hardly conceivable that a small, inexpensive lightweight cube such as this could deliver as much clean power as any but a few of the largest conventional amplifiers on the market."

That's what Julian Hirsch reported in Stereo Review about the Carver M-400—the unique magnetic field power amplifier. It's a cube that weighs around 4 kgs and delivers 200 watts per channel. And costs a lot less than you think.

Equally startling, the M-400 can safely drive speaker-load impedance as low as 2 ohms. And in mono it can deliver more than 500 watts into an 8-ohm load, with peaks to 900 watts! (Bring on digital audio!)

To hear for yourself why all the audio experts have flipped over Carver, ask for a demonstration and descriptive literature. It will be a totally new experience for you.

CARVER

CORPORATION

DISTRIBUTED BY CONVOY SYDNEY (02) 358 2088

Available from:

N.S.W.: LEISURE SOUND City • Parramatta • Artarmon 29 1364
VIC.: TIVOLI HI FI Hawthorn 818 2872
QLD.: STEREO SUPPLIES Brisbane 221 3623
S.A.: SOUNDCRAFTSMEN Hawthorn 272 0341
W.A.: JAPAN HI FI; AUDIO DISTRIBUTORS

SIGHT & SOUND

First microcassette car sound system

Matsushita Electric Industrial Co Ltd of Osaka, Japan, has developed the first microcassette audio system for cars, to meet the increasing consumer demand for compact, light-weight car systems.

The new system features

- microcassette (MC) car stereo system with FM/AM tuner (RW-7100XZ)
- the world's smallest MC car stereo deck (FW-7110XZ)
- MC audio centre with FM tuner and recording function (RW-7120XZ).

In addition to in-car use, the MC audio centre can be used with home systems, allowing consumers to produce their own MC software.

The company will start marketing the new system with the introduction of the RW-7100XZ first. The marketing of the other two models will follow. Export of the models is slated for after the introduction in Japan.

The RW-7100XZ system is designed to fit into the dashboard opening for conventional compact cassette or radios. The saving of depth and weight allows dashboards to be designed more compactly and efficiently, Matsushita say.

The world's smallest microcassette deck (the RW-7110XZ) is almost half the size of conventional compact cassette car stereo decks. The microcassette audio centre with FM tuner and recording function (RW-7120XZ) provides for MC audio enjoyment both in the car and at home. The audio centre can work in the home as a component of a stereo system and can then be transferred to a car and easily installed. The



recording function and the built-in FM tuner allow people to make their own MC tapes at home. For expanded home or outdoor enjoyment an optional amplifier and speaker systems will be available.



Perth Electronics Show

Perth's 'mecca' for the person interested in hifi, video and consumer electronics is the Claremont Showgrounds, from the 22nd to the 25th of this month.

Show manager Chris Gulland says there has been such a flood of bookings from distributors that the Jubilee and Robinson pavilions at Claremont Showgrounds may not be big enough to hold them, and more space has been tentatively booked.

Last year's show, which was held at the Ascot racecourse, had about 50 exhibitors with about 2000 square metres of space. A similar number of exhibitors have booked this year,

but the trend so far has been for them to take much larger amounts of space.

The exhibition has become Australia's biggest electronics show — a fact that forced organisers to move the venue to the much larger Claremont Showgrounds.

Last year more than 60 000 people passed through the gates, a figure which organisers are confident of exceeding this year. Looks like a 'not-to-be-missed' event.

World standard plug-in cartridge?

Noting the popularity of Technics' linear tracking turntables, the world's leading cartridge manufacturers have gone ahead to produce cartridges to fit the plug-in connector system developed by Technics.

Under technical guidance from Technics, Shure, Ortofon and Audio-Technica already have cartridges on the market, while other manufacturers are taking steps in this direction, Technics claim.

Video workshops at Metro Television

Metro Television, Sydney's only public television centre, is running a series of public workshops covering a whole range of aspects of video production.

Facilities and experience are available in all aspects of production, Metro's aim being to make video media more accessible to the public.

Metro Television Ltd is a non-profit company, incorporated in June 1981, which is funded with assistance from the Australian Film Commission and the NSW Premier's Cultural Activities Division, as well as from its earned income.

In providing video training to the Sydney public, Metro hopes to establish public broadcasting there — the third tier of television broadcasting. Video facilities are offered to community and commercial organisations at a low cost, and individuals and community groups can be trained to produce programmes for non-broadcast use and later for public TV broadcast.

Metro has a full colour studio, colour camera, editing suites, vision and sound mixing facilities, telecine transfer facilities and a full range of special effects. These facilities are in Paddington Town Hall.

Portapak, cameras, U-matic

videotape playback decks, monitors and portable lights may also be hired from Metro.

The video workshops began in April, and no previous experience is necessary to enrol in most of them.

They include:

- Colour portapak
- Location and field production
- Studio techniques
- Studio production
- Advanced studio production
- Colour editing
- Vision mixing and special effects
- Colour camera operation
- Sound techniques for editing
- Video art
- Acting/directing workshop
- Scriptwriting for video
- Alternative drama for TV
- Children's TV workshop
- Planning a rock clip
- Shooting a rock clip
- Choreography for camera
- Video and education

For further information contact Metro Television at Paddington Town Hall, or PO Box 299, Paddington NSW 2021. (02)33-5318.

GRAND HI-FI CONTEST!

Here's an unbeatable opportunity to win some fabulous hi-fi gear

We've assembled **over \$7000 worth** of 'top-shelf' equipment and accessories from some of the world's best-known audio equipment manufacturers to be presented as prizes in the Grand Hi-Fi Contest. We've equipment from Allsop, Audio-Technica, KEF, Marantz, Monster Cable, National Technic, Pioneer, Rega, Sansui, Sennheiser, SME, Sharp, Shure, and TDK.

YOU COULD WIN A COMPLETE SYSTEM, PLUS ACCESSORIES, WORTH NEARLY \$5000! — that's some first prize!

OR — YOU COULD WIN A COMPLETE PORTABLE SYSTEM AND ACCESSORIES WORTH MORE THAN \$1100!

AND THERE ARE 12 CONSOLATION PRIZES! — ranging in value from about \$220 to about \$15. ALL IN OUR UNBEATABLE

\$7000 GRAND HI-FI CONTEST!

JUST LOOK AT THE PRIZE LIST:

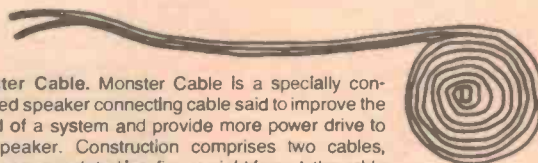
Audio-Technica. One Audio-Technica ATH8 stereo headphones set. This superb set of electret headphones — complete with adaptor — offers superb performance. Reviewing them in ETI, September '81, our audio consultant Louis Challis said these headphones "... offer a rare example of ... the sort of quality now regarded as the norm from the best loudspeakers." Value: \$353.50. Six Audio-Technica AT125LC cartridges. Audio-Technica's new 'para-toroidal' 100-series range of moving-magnet cartridges feature special toroidal-wound coils and dual magnets. AT claim this provides them with outstanding linearity, efficiency and frequency response. Value: \$65.

KEF. A pair of KEF 104AB loudspeakers are included in the first prize. KEF's constant research — in particular, their pioneering of the 'cumulative delay response' test technique — has earned them a deserved reputation as being amongst the world's top loudspeaker manufacturers. The KEF 104ABs have an almost unrivalled reputation for linearity and sound quality. Value: \$890.

Allsop. Twenty Allsop 3, Model 70300 cassette deck cleaners. These unique cleaners, housed in a cassette case, are driven by the cassette drive mechanism and clean the heads, capstan and pinch roller with non-abrasive felt pads. Value: \$8.50 each. Six Allsop 3, Model 58000 Orbitrac record cleaning systems. Another unique Allsop product; the soft bristles of the special cleaning pad, together with the special cleaning solution sprayed on the pad, remove dust and grit from the grooves. Cleaning is not done on the turntable, which can upset drive mechanisms. Value \$37.95 each.



Marantz. Marantz have offered their superb ST-8 FM/AM tuner. This tuner features an oscilloscope tuning display, 'quartz-lock' tuning, low distortion detection and very high signal-to-noise ratio. On FM stereo, Marantz quote an 80 dB S/N ratio, 55 dB on AM. THD on FM stereo is quoted as 0.06% and frequency response as 30 Hz-15 kHz, +0.2, -1 dB. Value \$713.



Monster Cable. Monster Cable is a specially constructed speaker connecting cable said to improve the sound of a system and provide more power drive to the speaker. Construction comprises two cables, plastic encapsulated in a figure-eight format, the cable being many strands of fine copper wire. Value: \$3.58/ metre (length to suit).



National Technics. One of their latest microprocessor controlled, dbx cassette decks is offered — the RS-M255. This is a three-head, two-motor machine with colour-coded fluorescent bargraph level display, soft touch controls and metal capability. It has both Dolby and dbx noise reduction systems. This deck is included in the first prize.



Pioneer. Pioneer have provided an A8 amplifier. Reviewed in ETI only last month, this 90 W/channel amp features extremely low distortion — with a THD of 0.0036% at 1 kHz — superb transient response and excellent signal-to-noise ratios. Louis Challis used words like 'superlative' and 'exemplary'. Value \$759.

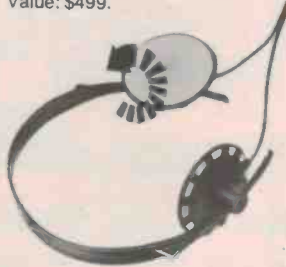
Rega. The Rega Planar 3 two-speed turntable has been offered by Concept Audio. Noted for their superb engineering and simple design, Rega turntables have a deservedly good reputation among hi-fi buffs. Value: \$445. (This will be fitted with the SME arm and Shure cartridge mentioned later).





Sansui. Sansui have provided their SE-8 stereo graphic equaliser/analyser, featuring a 10-band equaliser in each channel and a plasma spectrum analyser display. In reviewing the SE-8 in ETI's December '81 issue, Louis Challis said the unit "... comes closer to the amateur's expectation of a panacea than anything else ... yet seen ..." Value: \$499.

Sennheiser. Six Sennheiser Model HD40 headphones. These super-light headphones feature a frequency response of 22 Hz-18 kHz and the finest reproduction, the manufacturers say. They have nominal impedance of 600 ohms and are supplied with three metres of cable. Value \$29.75 each.



SME. Audio Engineers have provided an SME tonearm — to be fitted to the Rega turntable. Whenever tonearms are mentioned in conversation, SME is always mentioned. Their reputation is unrivalled. Value: \$280.



Shure. With the SME tonearm, Audio Engineers have thrown in the fabulous new Shure moving magnet cartridge — the V15 Mk V. This cartridge has received critical acclaim from reviewers all over the world. Its predecessor, the V15 Mk IV, virtually set a 'standard'; the Mk V looks like establishing a new standard. Value: \$375.



Sharp. The Sharp VZ2000 portable hi-fi system was only recently released here. It features a vertical, bilateral, linear tracking disc player that can play both sides of a record without having to turn it over! The system includes a cassette deck with Dolby noise reduction, metal tape capability and an 'auto program search system'. There's a stereo FM/AM tuner too, and the two-way loud-speaker system has separate amplifiers for the woofers and tweeters, providing a total 10 W/channel output. The VZ2000 can be powered from mains, internal batteries or 12 Vdc. Value: \$995.



TDK. 50 TDK SA-C90 cassettes. TDK tapes need no introduction. The SA on these cassettes stands for 'Super Avilyn', which is TDK's designation for TDK's cobalt-enriched ferric oxide formulation medium. SA tapes are used on high bias/eq setting on a cassette and offer better MOL and frequency response than top-ranked chrome tapes, according to TDK. Value: \$6.38



Prizes have been kindly donated by the following firms:

Audio Engineers (SME, Shure)
342 Kent St, Sydney NSW 2000

Pioneer Electronics (Australia)
178-184 Boundary Rd, Braeside Vic. 3195

Concept Audio (Rega)
22 Wattle Rd, Brookvale NSW 2100

R.H. Cunningham (Sennheiser)
146 Roden St, West Melbourne Vic. 3003

Convoy International (Monster Cable)
4 Dowling St, Woolloomooloo NSW 2011

Marantz Australia
32 Cross St, Brookvale NSW 2100

National Panasonic (Aust.)
95-99 Epping Rd, North Ryde NSW 2113

Vanfi Australia (Sansui)
198 Normanby Rd, South Melbourne Vic. 3205

Maurice Chapman Aust. (Audio-Technica)
44 Dickson Ave, Artarmon NSW 2064

Communication Power Inc. (Allsop)
P.O. Box 246, Double Bay NSW 2028

TDK Australia
Unit 5, Level B South, 100 Harris St, Pyrmont NSW 2009

Audioson (KEF)
64 Winbourne Rd, Brookvale NSW 2100

Sharp Corporation of Australia
64-72 Seville St, Fairfield NSW 2165

**NOW TURN THE PAGE FOR YOUR
CHANCE TO WIN THESE GREAT PRIZES!**

GRAND HI-FI CONTEST!



WE'RE LOOKING FOR FOURTEEN LUCKY WINNERS FOR THESE FOURTEEN SUPER PRIZES — YOU COULD BE AMONG THEM!

HOW TO ENTER

All you have to do is answer the questions on the entry form on the opposite page, fill out the coupon and send your entry to:
**ETI, GRAND HI-FI CONTEST,
15 Boundary St,
Rushcutters Bay NSW 2011.**

Please read the rules carefully.

Multiple entries will be accepted. You must enter your name and address on each entry submitted. Photostats or clearly written copies of the entry form will be accepted, but if sending copies you must cut out and include with each entry form the month and page number from the bottom of the page of the contest. When sending multiple entries, then, you will need extra copies of the magazine so that you send an original page number with each entry.

CONTEST CLOSES 31 AUGUST 1982

FIRST PRIZE

Complete hi-fi system, comprising:

- Shure V15 Mk V cartridge
- SME tonearm
- Rega Planar 3 turntable
- Allsop 3 Orbitrac record cleaner
- Technics RSM255 cassette deck
- 10 TDK SA-C90 cassette tapes
- Two Allsop 3 cassette deck cleaners
- Marantz ST8 FM/AM stereo tuner with oscilloscope
- Pioneer A8 stereo amplifier
- Sansui SE8 equaliser
- KEF 104AB loudspeakers
- Pair of speaker wires by Monster Cable
- Audio-Technica ATH8 headphone set

TOTAL : OVER \$4900!

SECOND PRIZE

Complete portable hi-fi system, comprising:

- Sharp VZ2000 portable hi-fi system
- Two Allsop 3 cassette deck cleaners
- Allsop 3 Orbitrac record cleaning system
- 10 TDK SA-C90 cassette tapes
- Sennheiser model HD40 headphones

TOTAL: OVER \$1100!

PLUS THESE SIX OTHER GREAT PRIZES!

1ST CONSOLATION

- One Audio-Technica AT125LC cartridge
- Two Sennheiser HD40 headphones
- Two Allsop 3 cassette deck cleaners
- One Allsop 3 Orbitrac record cleaning system
- Eight TDK SA-C90 cassette tapes

TOTAL: OVER \$220!

2ND CONSOLATION

- One Audio-Technica AT125LC cartridge
- One Sennheiser HD40 headphones
- One Allsop 3 Orbitrac record cleaning system
- Two Allsop 3 cassette deck cleaners
- Six TDK SA-C90 cassette tapes

TOTAL: OVER \$185!

3RD CONSOLATION

- One Audio-Technica AT125LC cartridge
- One Sennheiser HD40 headphones
- One Allsop 3 Orbitrac record cleaning system
- Two Allsop 3 cassette deck cleaners
- Four TDK C-90 cassette tapes

TOTAL: OVER \$170!

4TH CONSOLATION

- One Audio-Technica AT125LC cartridge
- One Sennheiser HD40 headphones
- One Allsop 3 Orbitrac record cleaning system
- Two Allsop 3 cassette deck cleaners
- Two TDK SA-C90 cassette tapes

TOTAL: OVER \$150!

5TH CONSOLATION

- One Audio-Technica AT125LC cartridge
- One Sennheiser HD40 headphones
- One Allsop 3 cassette deck cleaner
- One TDK SA-C90 cassette tape

TOTAL: OVER \$115!

6TH CONSOLATION

- One Audio-Technica AT125LC cartridge
- One Allsop 3 cassette deck cleaner
- Two TDK SA-C90 cassette tapes

TOTAL: OVER \$85!

PLUS — SIX RUNNERS-UP, each receiving:

- One Allsop 3 cassette deck cleaner worth \$8.50
- One TDK SA-C90 cassette tape, worth \$6.38.

RULES

This contest is open to all persons normally resident in Australia with the exception of members of the staff of Audio Engineers Pty Ltd, Pioneer Electronics (Australia) Pty Ltd, Concept Audio Pty Ltd, R.H. Cunningham Pty Ltd, Convoy International Pty Ltd, Marantz Australia Pty Ltd, National Panasonic (Aust.) Pty Ltd, Vanfi (Australia) Pty Ltd, Maurice Chapman Aust. Pty Ltd, Communications Power Inc. (Aust.) Pty Ltd, TDK (Australia) Pty Ltd, Audioson Pty Ltd, Sharp Corporation of Australia Pty Ltd, Murray Publishers, Offset Alpine, Australian Consolidated Press and/or associated companies.

Closing date for the contest is 31 August 1982.

Entries received within seven days of the closing date will be accepted if postmarked prior to and including 31 August 1982.

The winning entries will be drawn by the Editor of ETI, whose decision will be final. No correspondence can be entered into regarding that decision.

Following closing of the contest, all entries will be put into a box and thoroughly mixed. Entries will then be drawn from the box at random and the first fourteen correct entries drawn

will be declared winners in the order drawn.

Winners will be advised by telegram the same day the result is declared. The name of the winners, together with the winning answers, will be published in the next possible issue of ETI.

Contestants must enter their name and address where indicated on each entry form. Photostats or clearly written copies will be accepted, but if sending copies you must cut out and include with each entry the month and page number from the bottom of the page of the contest. In other words you can send in multiple entries but you will need extra copies of the magazine so that you send an original page number with each entry.

This contest is invalid in states where local laws prohibit entries.

Entrants must sign the declaration, accompanying this contest, that they have read the above rules and agree to abide by their conditions.

You may enter as many times as you wish but you must use a separate entry form for each entry and include the month and page number cut from the bottom right hand portion of the page containing the entry form. You must put your name and address on the entry form and sign it where indicated.

ENTRY FORM

TC.82-801

QUESTION 1

It can be established without any shadow of doubt that one and only one of the following statements is true. In each instance the statement relates to whether or not significant scientific discoveries were made in Britain between September 3rd and September 13th 1752.

- Many significant discoveries were made
- A few significant discoveries were made
- No significant discoveries were made
- The question is impossible to answer

QUESTION 2

On February 14th 1876 Alexander Graham Bell filed his now-famous patent for a telephonic apparatus. Just three hours later (and hence three hours too late) someone filed a caveat with the Patent Office regarding a basically similar device. What was that person's surname?

- White
- Brown
- Gray
- Siemens
- Edison

QUESTION 3

Who utilised a diaphragm and hog bristle to develop what? And (roughly) when?

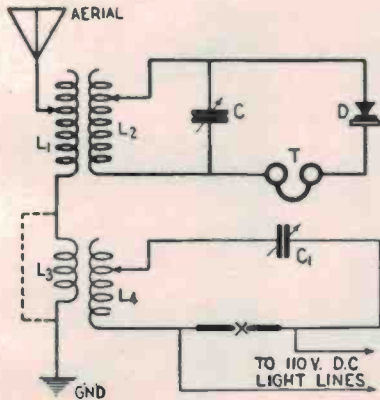
Who?

What? When?

QUESTION 4

What were the physical dimensions of Hollerith's first punched cards? What influenced him to use that specific size?

.....



QUESTION 5

What is this device — please explain in less than 25 words. (note — the caption 110 V.DC is not an error)

.....

QUESTION 6

What is/was a 'Rheotome'?

- Early wave-form plotter
- Book of resistor terminology
- Type of rheostat
- Early 'Variac'
- Transformer with variable primary/secondary ratio

QUESTION 7

Who wrote "Is it a fact — or have I dreamt it — that, by means of electricity, the world of matter has become a great nerve, vibrating thousands of miles in a breathless point of time?"

Clue: the year was 1851.

- Nathaniel Hawthorne
- Neville Williams
- Joseph Joubert
- Charles Lamb
- William Hazlitt
- Dennis Lingane

QUESTION 8

Decimal time was actually introduced by one European country and retained for two years.

Which country?

Approximately when?



QUESTION 9

Who is this man (born 1806) and how did he have great influence on computing? Limit answer to 25 words maximum please.

.....

QUESTION 10

The discovery of thermoelectricity is usually attributed to T.J. Seebeck. There is evidence that his discovery was anticipated by someone else. Further to this, the effect was also discovered quite independently by yet another. Who were these two people? (Tick two names.)

- Peltier
- Cummings
- Desaignes
- Nobilli
- Faraday
- Melloni

QUESTION 11

Taking facsimile transmission to mean 'a method by which printed, handwritten and graphic data may be transmitted via communication channels and recreated as hard copy', when was the concept first patented?

- 1843
- 1877
- 1905
- 1923
- 1931

QUESTION 12

Babbage is best known for his work with calculating machines. Nevertheless, his genius extended beyond this. One of his inventions was used by the Russians in the Crimean War. Which?

- Mirror for indirect sighting of artillery
- Rocket for boosting projectiles
- Signalling lamp
- Railway dynamometer car

Name

Address


Postcode

Send to: ETI, Grand Hi-Fi Contest, 15 Boundary St, Rushcutters Bay NSW 2011.

I have read the contest rules and agree to abide by their conditions.

Signature

Bring your music into focus . . .



with the
B&W
DM22



Like a photograph that is out of focus, a loudspeaker that presents a hazy, clouded image will never make music sound real.

In a camera, exact optical focus, is achieved by the combination of advanced design and exacting constructional standards. B&W Loudspeakers achieve musical focus by adhering to the same strict standards. Their advanced technology includes crossover designs optimized by computer and cone inspection performed by laser interferometry. B&W's flawless construction is evidenced throughout — from massive cast-alloy frames to exquisite wood veneer finishes.

B&W Loudspeakers reproduce much more than just the notes and overtones of a performance. By revealing the subtlest details of the music, they add a sense of depth and clarity that brings one much closer to the experience of listening to a live performance. Serious music listeners use a variety of terms to describe this elusive quality. We at B&W call it focus.

DISTRIBUTED IN AUSTRALIA BY:
CONVOY INTERNATIONAL,
4 DOWLING STREET, WOOLLOOMOOLOO, SYDNEY,
NSW 2011. TELEPHONE : (02) 358 2088

B&W

DM22

The DM22 benefits from B&W's most important technological innovations, including the use of polymer driver materials and laser interferometry design procedures. Yet the DM22 is not a 'utility' model but rather is a handsomely crafted wood veneer, high performance loudspeaker. The DM22 achieves a new level of value and is truly the least expensive loudspeaker worthy of the B&W name.

B&W DM is a registered trade mark of B&W Loudspeakers Ltd.

Four heads are better than one?

The recently released V8700A VCR from Toshiba features four heads, claimed to provide a wide choice of tape speeds including a 'vari-speed' (from one thirtieth to one third of normal).

Double speed and 'cue-and-review' functions allow operation 7 and 25 times faster than normal. The optional fast speeds greatly accelerate scene locations.

The extremely slow speeds afford a revealing study of 'action' locations which, if necessary, can be frozen or advanced frame by frame, free from noise bar distortion. All these functions can be controlled from an infrared remote handpiece.

Recording time on the V8700A with various cassettes extends to 3¼ hours. The machine will record the programme whilst the viewer watches, record one programme whilst the viewer watches another,

or record up to three separate programmes over a one-week period — even though they're coming in from different channels!

The V8700A also allows you to edit out unwanted sections of a programme, and will automatically dovetail the unedited content together without 'jittering' the picture.

Other features include an audio dub control for adding a soundtrack to previously recorded material, and a counter-memory function to return the tape automatically to any pre-selected spot.

For more information contact Roger Porter on (02)922-6877.



Sansui turntable features 'silent synchronator' system

Sansui's new XR-Q7 turntable is a direct-drive motor system that employs a special motor assembly said to eliminate fluctuations in torque that cause the turntable cabinet to vibrate, inducing pitch waver and unstable stereo imaging.

The 'silent synchronator' system utilises a second rotor, essentially the same design as the drive motor, located directly underneath the drive motor. This second rotor is synchronised with the main drive motor, but rotates back and forth in either direction in response to speed change commands sent by the servo to the drive motor, thereby cancelling any vibration that the torque variations may transmit to the cabinet, Sansui say.

The drive motor is a newly developed coreless linear-drive type. Wow and flutter performance is

quoted as an amazing 0.009%, signal-to-noise ratio as 80 dB (DIN B)!

Not only that, but Sansui have equipped the XR-Q7 with their 'dyna-optimum balanced' (DOB) tonearm, used on previous turntables and received with wide acclaim.

Operation is microcomputer controlled and features fully automatic control.

Further details are available from Sansui agents, Vanfi (Aust.) Pty Ltd, 297 City Rd, South Melbourne Vic. 3205. (03)690-6200.

Craig car sound equipment in Australia

One of America's three top-selling car stereo equipment ranges is now available in Australia through a national network of exclusive specialist car sound dealers.

A Sydney company, Sonic International, has the Australian distribution rights for Craig.

The Craig range in Australia will initially comprise seven radio/cassette combination units, nine alternative speaker selections and a choice of power amplifiers with outputs of up to 30 watts per channel. Also available is the 'Road Rated' component cassette player.


A key model in the line-up is the Craig T619, a manual tune radio/cassette unit which offers a high level of specification including metal tape compatibility, Dolby, auto reverse, locking fast forward and rewind, the Craig 'electronic search and play' track selection system in the cassette mode, sepa-

rate controls for balance, fader, bass and treble, and an inbuilt output of 12 watts per channel.

All front ends are compatible with any of the Craig power amplifier and speaker systems.

Craig's 'flagship' model — the T693 — is a fully electronic unit with electronic scanning and tuning, 12 station electronic presets (six AM and six FM), digital readout for time and station frequency, plus all the features of the T619.

The Craig 'Road Rated' car sound range is available from dealers in all capital cities, and selected country areas. For further information contact: Sonic International, 4 Clarendon Street, Artarmon NSW 2064. (02)439-8900.



CARVER'S '16-POUNDER'

As we mentioned in this column last month, Carver has released a 600 W/channel magnetic field amp, designated Model M-1.5, weighing just 16 pounds.

This picture arrived just as we went to press and we thought you'd like a glimpse of the monster. Well, not so much a monster — more like a mouse that roars!

Carver Corporation say the M-1.5 is a completely new and "totally unique" amplifier design. Employing 'demand responsive magnetic field circuitry', the M-1.5 is claimed to be the world's lightest and most efficient 600 watt-per-channel high fidelity power amplifier.

REACH FOR RALMAR ...

MICROPHONES GALORE !



DMS200

STEREO SET

Twin metal mesh ball dynamic microphones from your own stereo recordings. Low (300 ohm) impedance with omni-directional pattern. Frequency response 50-10000 Hz. Suitable for most hifi systems and other general voice applications.



DM301L
Low Impedance Dynamic.

BUDGET OMNI

This is our most popular seller. Metal mesh ball, on/off switch and stand. Low impedance 500 ohms to suit most cassette decks and music centres up to 1000 ohms. Frequency response; 50-14000Hz. Complete with 1 metre cord.



DM25D

DUAL IMPEDANCE DYNAMIC

Ideal for PA and band work. Also suitable for home recording. Cardloid pattern. Heavy mesh ball. On/off switch. Low 300 ohms/high 30k ohms. Frequency response 50-14000Hz. Supplied with 3 metres cord and stand adaptor.

RALMAR FOR MICROPHONES

Condenser-Dynamic-Electret. and Cables and Connectors

TRADE ENQUIRIES ...

N.S.W. Ralmar Agencies P/Ltd. Telephone: (02) 439 6566

Vic. Ralmar Agencies P/Ltd. Telephone: (03) 267 3028


S.A. Charles Harwood P/Ltd. Telephone: (07) 264 1118

QLD. Olbertz International P/Ltd. Telephone: (07) 261 1513

W.A. Bruce Ingram & Assoc. P/Ltd. Telephone: (09) 381 7777

TAS. George Harvey P/Ltd. Telephone: (003) 331 6533

What do . . . Sanyo, Marantz, Yamaha, Clarion, Mitsubishi and Alpine . . . all have in common?*



They all want you to keep it clean with the Allsop 3 cassette deck cleaner. Their state of the art cassette deck units are virtually maintenance free but the heads, capstan and pinch-roller need to be kept free of dust, pollutants and tape oxides.

The Allsop 3 audio cassette deck cleaner is just about the fastest and easiest way to keep your cassette deck operating at its peak. Simply moisten the Allsop 3 with Allsop's specially formulated solution and insert into the deck like a standard cassette.

In seconds, the Allsop's virgin wool felt pads gently clean, leaving your deck ready to produce sounds that will make your ears tingle. The Allsop 3 cleans quickly and safely, which is why it is recommended by leading makers of high quality audio products. In fact the Allsop 3 is also the only cleaner that has been endorsed by leading audio manufacturers for use in their cassette decks.

Distributed by:

Communications Power Inc (Aust) Pty Ltd

P.O. Box 246 Double Bay N.S.W. 2028. Phone (02)357 2022

Telex: 23381 "COMPOW"

* Sanyo Electric Inc., Yamaha Electronics Corporation USA, Marantz-Superscope USA, Clarion Corporation of America, Mitsubishi Electric Sales America Inc, Alpine Electronics of America Inc.

ALLSOP 3
WE KEEP IT CLEAN™

Don't get caught in the backseat committing the original sin.

Unfortunately, when you enter the maze of car stereo products, it's easy to get stuck in all of the "facts and figures". And there are so many products out there, you'll never get to see them all. But there's an easier way to choose that system for your car. No matter what car stereo machine you decide to buy, ask to listen to it punched with a Rockford Fosgate power amp. Insist on it. The clarity and punch of Rockford Fosgate will open your ears to real music quality. Listen just once, and you'll never settle for less. Other power amps simply make your car stereo play louder . . . The Punch makes it louder and makes it sound real.

We have something to suit everyone. Amplifiers from 40 watts to 200 watts RMS plus a world first, units incorporating dbx which will give you the ability to play dbx-encoded cassettes on virtually any car stereo. Prices start at around \$200.

"The performance of the amplifier section with the array of loudspeakers connected was devastating, and for the first time in a car I could reproduce the type of sound levels that I can achieve in my home with my 2 x 200 watt amplifier and various monitoring loudspeakers" — ETI November 1981 Review of Model PR252

Rockford Fosgate

A car stereo without the Punch is the original sin

Trade inquiries invited

Communications Power Inc (Aust) Pty Ltd

P.O. Box 246 Double Bay NSW 2028 Phone (02) 357 2022. Telex 23381 "COMPOW"

VCL Video — splash release!

VCL Video, one of Europe's leading independent video movie companies, made a big splash in Sydney when they recently released an initial range of 40 new video movies in VHS and Beta format.

The company distributes video movies through Video Classics, Australia's leading independent video cassette distributor.

Programmes available include 'Aloha Bobby and Rose', 'Elton John — Live In Central Park', 'The Passage' and 'E.L.O.'. 'An Evening With Charles Aznavour' is a world premiere feature-packed cassette to delight Charles Aznavour fans; under an exclusive arrangement with London's Capital Radio, 'An Evening With Charles Aznavour' was recorded by VCL at the Duke of York's Theatre in January this year.



Charles Aznavour was guest of honour at a cocktail party hosted by VCL in Sydney during his recent Australian tour.

Pam Ayres, pommy poet and story-teller, hosts 'Pam's Party', a

video cassette loaded with great children's entertainment. In an interview with Pam during her recent Australian tour, she said, "It's a programme which we thought would be an alternative to the interminable cartoons on television. If parents want a variety programme to entertain their children on a rainy day, or for a party, then this programme is for them."

VCL are one of the few video movie distributors who produce many of their own programmes, and the company has extensive facilities for sub-titling in its Scandinavian plant.

A twenty-page full-colour catalogue is available on request or through video movie outlets to make selection of programmes easy.

VCL's video movies became available in May, for sale or rental, from video specialists, electrical retailers, department stores and anywhere video is sold. Prices range from \$49.95 to \$69.95, recommended retail. The cost of a one night rental is about \$9.

For further information on VCL please contact Peter Sweeney or Jill Francis, VCL Video Pty Ltd, PO Box N284, Sydney 2000. (02)221-3422.



New Tandberg stereo cassette deck

The new TCD3034 two-head cassette deck was recently released by Tandberg. It joins the very high-performance TCD3004 and is directed towards the medium price market.

This cassette deck includes three special features: 'Dyneq' — a dynamic recording equalisation system; 'Actilinear' — a special recording system, and a multicore senalloy record/playback head for use with metal tapes.

The Dyneq amplifier is a self-regulating circuit where the input signal level determines the record gain at high frequencies. This is claimed to give drastic reduction in intermodulation distortion and optimum recordings for almost all types of music, even if the programme contains loud, complex, high frequency passages.

The second Tandberg design feature — the Actilinear recording system — offers a number of advantages, Tandberg claim, in-

cluding lower intermodulation distortion and improved isolation between the recording amplifier and the bias oscillator. With a 15 dB overload margin, it is very suitable for recording on high coercivity tapes including any metal tape.

Tandberg has chosen a diamond-cut multicore senalloy record/playback head, which has a high saturation limit and extended head lifetime.

Optional side walls, rack handles, dust cover for the cassette compartment and rack-mounting kit are available for the TCD3034.

For further information, contact Rank Electronics, Sydney, Melbourne, Brisbane, Adelaide and Perth.

New laser-designed speaker

Celestion recently introduced a new loudspeaker designed with the aid of their new measurement device, a Scanning Doppler Laser Interferometer, invented by the company (see March issue, p. 117).



This instrument, when interfaced with a computer of Celestion's own design, has enabled designers to see for the first time the microscopic movements of loudspeakers in the form of a three-dimensional animation.

The company claim that with the detailed and specific information made available by this technique, the imperfections of physical and mechanical motions have been removed, together with the limitations of performance.

Celestion claim their new SL-6 loudspeaker is the first created with a complete understanding of the vibrational behaviour of all its drive units, and a level of control of design which has not been possible previously.

In the past designers have often mainly aimed at obtaining a flat frequency response, although it is accepted that good sound may be

obtained without a particularly flat response. Designers have taken great trouble to achieve this objective, adding complex crossover and equalisation networks, in an attempt to eliminate problems of physical and mechanical motion which were not fully understood. These designs have been accepted over the past half century, since it has been impossible to see (and therefore to understand) the mechanical movements of loudspeakers.

The SL-6 has completely new types of drive units designed to operate together with overall controlled behaviour when mounted in a cabinet as part of a complete system. The overall control of their behaviour means that no storage of energy occurs, leading to delayed resonances which can confuse the stereo image, colour the sound quality and limit the dynamic range.

The design of the tweeter unit is especially interesting, since it consists of a metal dome without any coil former. The metal dome itself acts as the coil and also acts as its own heatsink. It is 37 mm in

diameter with a 20 kHz resonance.

The mid-frequency/bass unit is 140 mm in diameter, with the coil former, the suspension and lead-out wires from the coil all attached in one plane so as to reduce the number of adhesive joints and the effects they would produce on the sound. This main drive unit is vacuum-formed polyvinyl chloride with suitable properties, but it is interesting to note that there is no centre cutout for the cone.

The relatively large crossover network employs four components and has a crossover frequency of 2.3 kHz with a 12 dB per octave response.

The SL-6 is housed in a 12-litre cabinet (370 x 200 x 255 mm), has a nominal 8 ohm impedance and a programme power rating of 100 W. The sensitivity is quoted as 82 dB/W at 1 m, and the low frequency performance falls to -3 dB at 75 Hz and -6 dB at 60 Hz.

Manufactured in Ipswich, England, the SL-6 is available from M & G Hoskins (Pty) Ltd, 268 Princes Highway, Arncliffe NSW 2025.

The only one of its kind.



You'll only see this tag on one brand of Hi-Fi equipment: Yamaha.

It means that for five long years, any malfunction or any part covered by the warranty, will be fixed, free of charge.


We often wonder why we're one of a

few manufacturers with this much confidence in our own product.

It's one thing to offer instant listening satisfaction.

Quite another to promise five years of it.

your kind of
music...



**Put some high powered
entertainment into your day with
these swingers from Sanyo.**

Whether you're having fun,
playing your favourite
sport, or simply relaxing
with your kind of music,

Sanyo's super-compact personal radio/tape
players deliver high powered performance
wherever you go.

M-G10 Compact Personal Tape Player - normal and metal tape facility Hi-Lo tone switch lightweight headphones
 convenient thumbwheel volume control Auto-Stop tape system cue and review carry case with shoulder strap.



whenever you
want it!

Clean, compact styling and every feature
you need for your listening pleasure –
All this, plus the rugged reliability
you expect from Sanyo –
one of the world's most respected
brands in audio equipment.

 **SANYO**
That's Life!

M-G30 Combination AM/FM Radio and Tape player – headphones metal tape facility tone switch
 metal/normal tape selector FM stereo/mono mode selector cue and review Auto-Stop tape mechanism carry case.



**Now two
new magnificent**



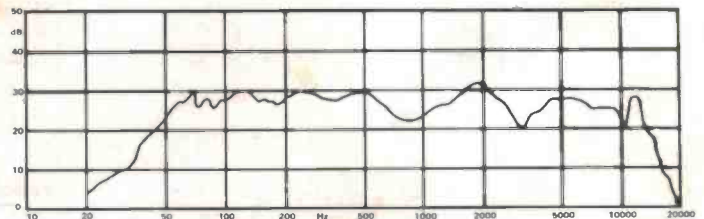
build-it-yourself hi fi speaker systems

Dick Smith brings you these superbly styled speaker systems to suit your room, your decor ... and your pocket!

Acoustically designed by Neville Williams, MIREE (Aust.), Editor-In-Chief of Electronics Australia magazine, they feature a **completely new format and style**, starting with the strikingly handsome new grilles with the new 'Playmaster' logo - and ending with a **performance you'd be amazed at!**

You'll **save a fortune** over comparable commercial speakers - because you build them yourself. And all it takes is a couple of hours construction time, a tube of glue and a screwdriver.

They look so good, and sound so great, your friends will never believe you built them!



Measured response of Playmaster 300mm speaker system. Compare this performance with speaker systems you'd pay 3 or 4 times as much for.

Measurements performed by Dick Smith Electronics Technical staff



The boxes simply fold together - no wood-working knowledge needed. All panels are pre-cut, pre-rebated and pre-drilled. We've even heard of schoolchildren building their own Playmasters: they're that simple!



What the experts say:

"... the end result represents outstanding value for money. Whether you buy it in kit form or fully assembled, we are sure you will be pleased with sound quality."

"... the new Playmaster 3-70L has generous power handling capacity so that it can give a good account of itself on virtually any type of music."

Neville Williams & Leo Simpson
(EA, March 1982)

All you need is a tube of glue and a screwdriver - everything else is supplied for you. The wiring loom for the speakers is pre-assembled - the connectors just push on. And the speakers drop into position in the holes provided. If you can read simple instructions, you can build your own commercial quality speakers.



Look at these new features:

- ★All new design in simulated woodgrain finish to complement decor
- ★Separate level control for high and mid ranges* - tailor the sound to suit your listening environment
- ★Special speaker sealant material supplied to ensure absolute air tightness
- ★New design ribbed woofer with massive 30cm cone for accurate bass reproduction
- ★Built-in plinth to raise speaker off floor level for minimum audio colouration
- ★Manufactured to the exacting standards of the original design published in Electronics Australia magazine
- ★Acoustically transparent silk-like grille cloth heat welded to support frame.

*300mm system only

And now you're finished. Settle back with a drink, play your favourite record or tape. The sound quality will make you more than happy and your friends will never believe you built them!

300mm SYSTEM	250mm SYSTEM *
Speaker kit, crossovers & faders This kit includes 300mm woofers, high and mid range faders, and 3 way crossover with high power handling capacity. Cat C-2042 \$175.00	Speaker kit, and crossovers This kit includes 250mm woofers and 3 way crossover with medium power handling capacity. Cat C-2044 \$149.00
Enclosure kits A pair of large 70 litre cabinets for the ultimate in sound reproduction. Cat C-2632 \$159.10	Enclosure kits A pair of large 53 litre cabinets to give great sound reproduction. Cat C-2634 \$143.10
Deluxe speaker grilles Handsome new design featuring the new 'Playmaster' logo. Cat C-2612 \$39.90	Deluxe speaker grilles Handsome new design to fit 53 litre cabinets, featuring the new 'Playmaster' logo. Cat C-2610 \$35.90
<small>Note: All prices are per pair.</small>	
TOTAL SYSTEM ONLY \$374 per pair!	TOTAL SYSTEM ONLY \$328 per pair!



*250mm System available early July. Phone your nearest store for full details of availability.

DICK SMITH Electronics

SEE PAGE 19 FOR ADDRESS DETAILS



DSE/A285/PAL/M

Sansui AU-D33 amplifier



A 'super feedforward' design produces very low distortion, but ergonomic features seem to lack the same attention to detail. A very good amplifier; "... it would only take a little refinement to make it better."

Louis Challis

MOST OF MY REVIEWS over the past twelve years have been straightforward, generally innocuous and devoid of incidents or unusual features. The review of the AU-D33 looked like starting off to be that way, but changed into what can only be described as an unusual set of circumstances.

The trouble was that the equipment arrived late in 1981 for review, and early units from the production line were shipped prior to the printing of the operating instructions, which normally accompany the equipment which we review. Whilst in the case of the TU-S33 (reviewed in the April issue), which arrived at the same time, this presented no problems, in the case of the AU-D33 it created quite a number, not the least of which was the evaluation of the correct power output.

We rang the importers, who could not answer the question, so we took a guess as to what we thought the power output ought to be. Our guess was based on the size of the unit, and most particularly the size of the heatsink. Needless to say, Murphy's Law prevailed once again, and we were grossly in error in our evaluation of the amplifiers we were rating. I estimated 80 watts per channel, when in fact the manufacturer only claims 50. The review that follows takes into account the imprecision of my guess, as much of the technical data derived on the amplifier was initially biased by that incorrect assessment, yet even so the amplifier comes through testing and assessment remarkably well.

SANSUI AU-D33 AMPLIFIER

Dimensions: 430 mm wide x 112 mm high
x 334 mm deep

Weight: 7.3 kg

Price: \$399 rrp

Manufacturer: Sansui Electric Co, Tokyo

Distributor: Vanfi, 198 Normanby Rd,
South Melbourne Vic. 3205.

Back and forward

The AU-D33 amplifier incorporates a number of new technical features which the manufacturers claim improve the distortion characteristics of this amplifier to exceed the performance of most other amplifiers currently available. The most important claim for the 'Super Feedforward System' is its ability to minimise high frequency distortion, which 'normal' negative feedback does not greatly improve. The forward feed signal is based on feeding an amplified error signal around the main output stage of the amplifier, providing a completely separate loop from the primary negative feedback loop, which is fed around the whole of the amplifier. By this means, it is claimed, the overall distortion levels are significantly reduced to the point where distortion is no longer a problem.

Appearance

The amplifier is relatively conventional in appearance, featuring a black front fascia with the controls laid out in two rows separated by a red horizontal line right across the front surface of the fascia. At the top left hand end of the

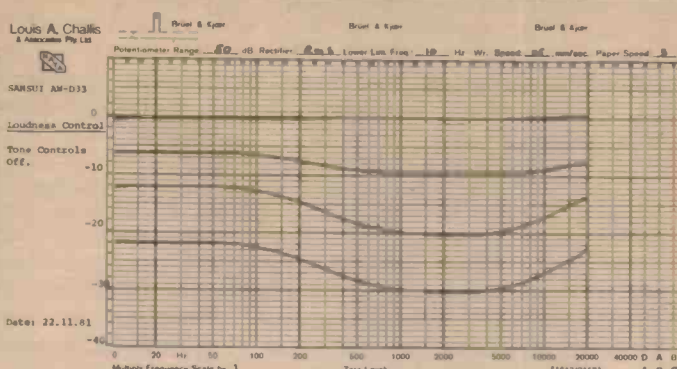
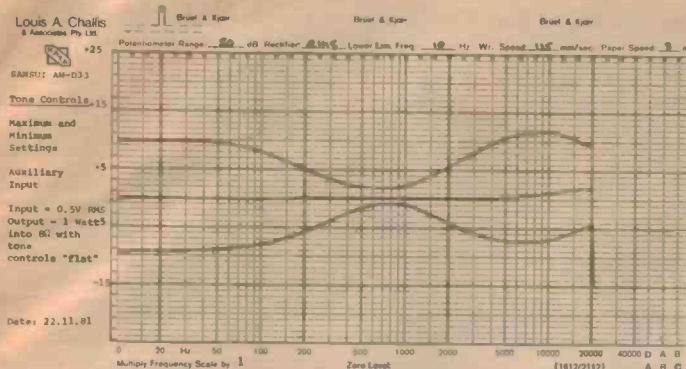
panel is a power switch, surmounted by a rectangular red LED, which is part of the protection circuit. When a fault develops, this light flashes to warn the user of the problem. Two similar LEDs are provided to indicate that speaker system A and/or B is selected. Above the tone controls a rectangular yellow LED is also provided to indicate whether the controls are functioning or not.

In the central top section of the fascia are five large rocker switches, each interlocked with its own large LEDs above. These make it possible to select either of the two tape recorders, auxiliary input, tuner or phono for the main amplifier output.

On the right hand side of the panel are two small buttons for selecting a moving magnet or moving coil cartridge input. A red LED is provided above the moving magnet switch and a green LED above the moving coil cartridge input.

A large volume control is provided on the right of the panel, which is flanked by another small pushbutton, with a bright yellow LED indicator to provide 20 dB of muting.

The bottom row of controls incorporates a headphone socket, two switches for speaker systems A and/or B, bass and treble tone controls, and a small tone defeat switch. On the right hand side of the lower section of the front panel is a rotary selector. This allows the user to record from auxiliary, tuner, phono or to dub from tape 1 to tape 2, or tape 2 to tape 1. All of these can be performed whilst the major controls above are separately feeding the normal



signals through to the main amplifier output.

On the right is a high filter switch, which should preferably have been a rumble filter. Immediately below the volume control is a balance control and to the right of this a loudness switch.

The rear of the amplifier is straightforward, with a sensible layout of coaxial sockets. The four inputs and outputs for the tape recorders 1 and 2 are grouped on the left hand side. A single pair of phono sockets is provided to connect either the moving magnet or a moving coil output directly from the record player, using the control switch on the front panel for correct selection. Below this is located a pair of sockets for tuner and another pair for auxiliary inputs, with a well-placed ground socket adjacent to the phono inputs. The speaker connections are provided by means of four pairs of rotary action sockets, designed to accept bare speaker leads. The only other control provided is a 220 V/240 V selector switch adjacent to the two-core mains lead.

The inside of the amplifier is neatly arranged and sensibly designed, with four major groupings of printed circuits laid out in the strong steel chassis. The first thing one notices is that this amplifier looks different from the majority of other amplifiers. The heatsink assembly is an unusual finned aluminium structure designed to achieve more effective cooling than conventional heatsinks. Using this heatsink, the

designers have achieved a simple electrostatic screen between the main output stage and the low-level input and tone control stages at the front of the amplifier. A separate electrostatic screen on the side of the output stage separates it from the input circuitry of the tape recorders, phono and auxiliary inputs, which are in close proximity to the output amplifier.

The individual printed circuits in the amplifier make use of a number of piggy-back boards, mounted one above the other, and this is exemplified by the power supply connection to the main amplifier stage, the tone control's section interconnected with the main preamplifier stage and the pre-amplifier connections with the input stages. All of these are neatly coupled by ribbon cables to the adjacent printed circuit boards.

The main power transformer is encapsulated and neatly screened to minimise leakage of spurious magnetic fields.

Both the base and the lid are effectively ventilated, but it is interesting to note that the lid incorporates two large vented plastic panels in lieu of the more common slotted metal perforations, and so plastics are slowly displacing more and more functions that were always the domain of steel.

On test

Having started our objective testing on the wrong foot with a supposition that

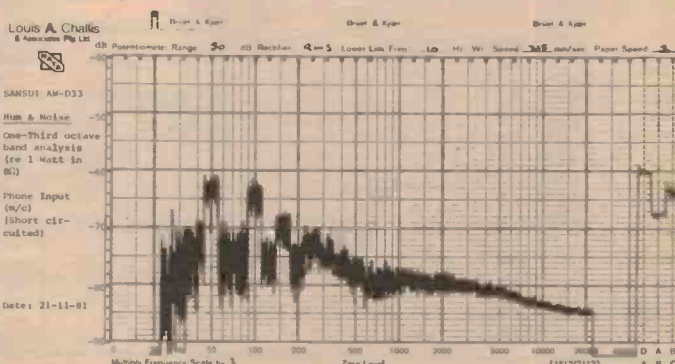
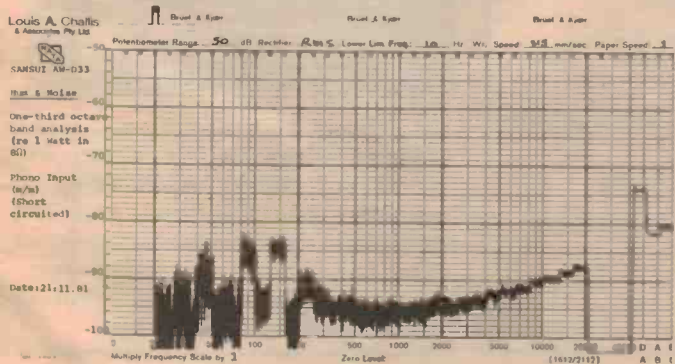
the power rating was approximately 80 watts, it is to be expected that some of the figures that we derived were slightly at variance with the manufacturer's.

The measured frequency response, with tone controls defeated, is 3 Hz to 92 kHz, whilst with the tone controls operative and centred, is better than 3 Hz to 100 kHz. The left channel has a slight rise of 2.5 dB in its response at 40 kHz, whilst the right channel has a somewhat shallower rise of 1.2 dB at 100 kHz. At 80 watts output into 8 ohms, the distortions measured at 100 Hz, 1 kHz and 6.3 kHz were respectively 0.0076%, 0.0075% and 0.014%. Obviously these are somewhat higher than the manufacturers claim (0.004%), but not all that much considering that we were extracting 60% more power than the manufacturer had intended!

At one watt into 8 ohms the figures are not all that different, being 0.0067%, 0.0072% and 0.012%. These are still excellent performance figures.

The moving coil cartridge has a 68 dB(A) signal-to-noise ratio, which is slightly better than that claimed by the manufacturer. The transient inter-modulation distortion is also extremely low and virtually immeasurable, whilst the hum and noise levels were 78 dB unweighted and 82.5 dB(A) weighted re one watt.

The maximum output power at the clipping point, in accordance with IHF-A-202, is 100 watts, and based on the manufacturer's 50 watt rating this ▶



means that the unit has 3 dB dynamic headroom. The transient overload recovery test proved that the amplifier had almost perfect recovery characteristics, with no trace of jitter, and full recovery within the first half cycle.

Two of the test results did not agree particularly well with the manufacturer's claims. The first of these relates to channel separation. Whilst the manufacturer claims 72 dB separation at 1 kHz, we could only measure 62 dB. This separation level dropped down to as low as 37 dB at 20 kHz, which is not exactly what one would expect from the claims made for improved separation between the power supply channels in the manufacturer's blurb. The treble tone control at maximum cut provides only 8 dB of attenuation at 10 kHz, which falls a little short of the manufacturer's claim and the preferred 10 to 15 dB that we would have chosen.

The 'high filter' switch provides a miniscule 4 dB drop at 20 kHz, which hardly warrants the provision of the switch. I feel a better functional choice would have been a rumble filter, from which most users would derive much more use than from the function the designers have selected.

At home

In practical use at home, the amplifier shows that it can provide exceptional performance with a clarity and definition which are almost unrivalled in its power and price class. The equipment I use at home does not warrant the rumble filter, and to be honest I seldom use tone controls when listening to music, so two of the criticisms I have raised did not prove to be a problem for me, but could be in other situations.

The channel separation, although less than stated, did not prove troublesome, as none of the records I play (or own) have channel separations of better than 30 dB at 20 kHz, and so the 40 dB figure that we measured is of academic interest. What does show up, however, is the clarity and definition on reproduction, and particularly on one new record I have just received. This is a half-speed mastered CBS record, Neil Diamond's 'You Don't Bring Me Flowers'. Using the AU-D33 with an Audio Technica AT25 cartridge, Technics SL120 turntable and a set of B & W 801 loudspeakers, I was unable to detect any trace of amplifier colouration. One track on the record is the 'Dancing Bumblebee and Bumble Boogie', and

this constitutes an excellent selection of test material for assessing not only the amplifier's performance but that of the rest of the system as well.

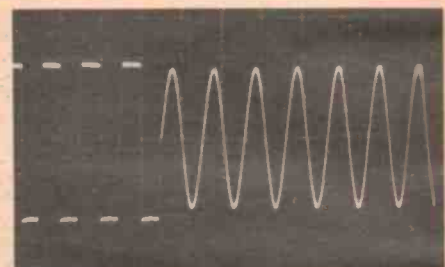
The amplifier is readily capable of putting out peak signals from the speakers of over 110 dB, at which point my ears start hurting (and the family starts complaining). The beauty of the AU-D33 is that it handles peaks like this that are obviously well in excess of the 50 watt rating without any sign of complaint. More significantly, the distortion figures under these conditions are insignificant until you reach the onset of clipping.

Summary


Now that Sansui have solved the obvious electronic design problems, they should give a little more time and thought to the less obvious ergonomic features of their amplifier, like rumble filters instead of useless high pass filters. They will then have what could well be one of the finest amplifiers in its price and class in the marketplace. This amplifier is already very good, and it would only take a little refinement to make it even better.

MEASURED PERFORMANCE OF SANSUI AU-D33 S.N. 831090010				
FREQUENCY RESPONSE:		Tone Controls Defeated		
(-3dB re 1 Watt, 0.5V Input to Aux)		Left < 3Hz to 102kHz	Right < 3Hz to 92kHz	
		Tone Controls Centred		
		Left < 3Hz to >100kHz	Right < 3Hz to >100kHz	
		Maximum		
		+2.5dB @ 40kHz	+1.2dB @ 100kHz	
SENSITIVITY:				
(for 1 Watt in 8Ω)		Left	Right	
AUX		29.0mV	29.0 mV	
TUNER		29.0mV	29.0mV	
TAPE		29.0mV	29.0mV	
PHONO M/M		380	380 μV	
PHONO M/C		3.6	3.9 μV	
OVERLOAD M/M		152	155 mV	
OVERLOAD M/C		16.7	17.2 mV	
INPUT IMPEDANCE:		Left	Right	
AUX		50 k	50 k Ω	
TUNER		50 k	50 k Ω	
TAPE		50 k	50 k Ω	
PHONO M/M		39 k	39 k Ω	
PHONO M/M		120	120 Ω	
OUTPUT IMPEDANCE:		148 milliohms (@ 1kHz)		
HARMONIC DISTORTION:				
(A)	(At Rated power of 80 Watts into 8Ω = 25Volts)	100Hz	1kHz	6.3kHz
2nd		-83.4	-82.7	-77.3dB
3rd		-89.9	-94.9	-88.0dB
4th		-96.4	-	-90.8dB
5th		-	-	-dB
THD.		0.0076	0.0075	0.014%
(B)	(At 1 Watt into 8 Ω)	100Hz	1kHz	6.3kHz
2nd		-84.5	-83.1	-79.6dB
3rd		-90.3	-95.0	-85.7dB
4th		-99.7	-	-91.0dB
5th		-	-	-dB
THD		0.0067	0.0072	0.012%
TRANSIENT INTERMODULATION DISTORTION:		Very low, less than 0.1% (3.15kHz square wave and 1.5kHz sine wave mixed 4:1)		
NOISE & HUM LEVELS:				
re 1 Watt into 8 Ω)		AUX -78 dB (Lin)	-82.5 dB(A)	
(with volume control set for 1 Watt output with)		PHONO M/M -76.5dB (Lin)	-81.5 dB(A)	
		0.5V Input (Aux)		
		5mV Input (Phono M/M)		
		0.5mV Input (Phono M/C)		
MAXIMUM OUTPUT POWER AT CLIPPING POINT:				
(IHF-A-202) (20mS burst repeated at 500ms intervals)		80 V P-P	100 Watts	

Transient overload recovery test (IHF-A-202). 10 dB overload re rated power into 8 ohms, both channels driven. Overload duration: 20 ms; repetition rate: 512 ms.



1 ms/div.



50 ms/div.

Absolute copyright in this review and accompanying measurements is owned by Electronics Today International. Under no circumstances may any review or part thereof be reprinted or incorporated in any reprint or used in any advertising or promotion without the express written agreement of the Managing Editor.

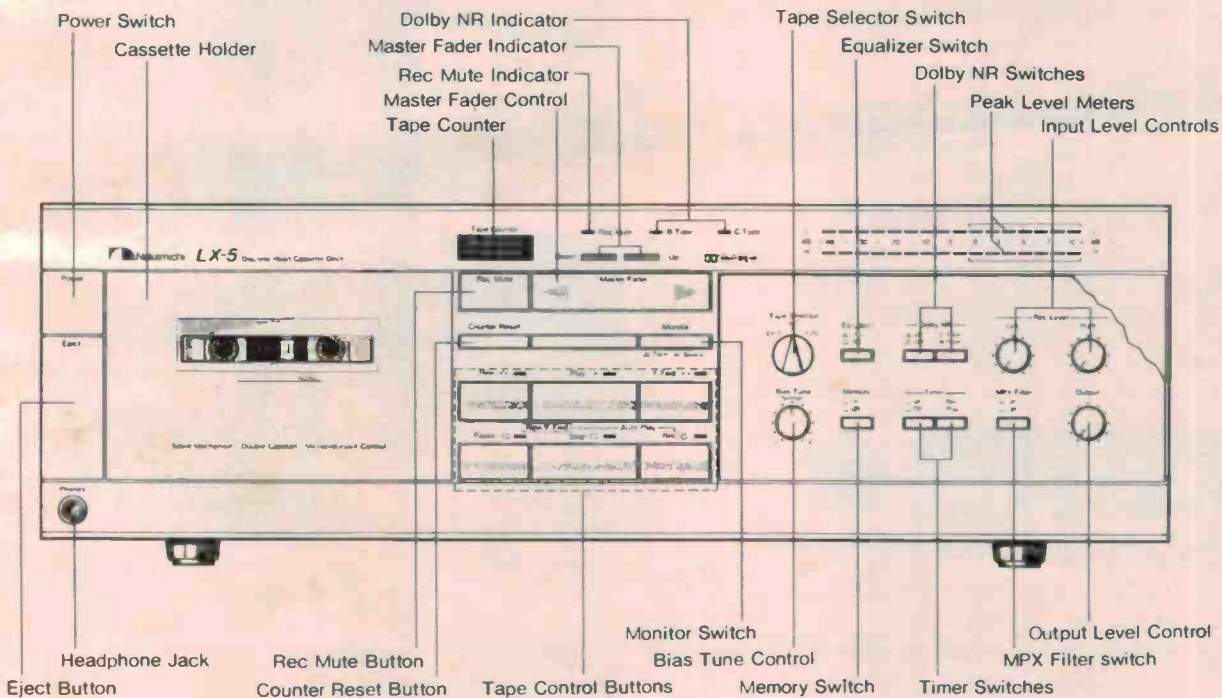
LX-5/LX-3



Nakamichi Corporation

The LX-5 and LX-3 follow the same elegant design trend initiated by the Nakamichi 700ZXL and 700ZXE. A wide central belt of silver holds the cassette door, main transport controls, and a hinged panel which swings down to reveal additional controls. Above and below it are black bands, the upper one containing an array of LEDs: the meters, tape counter, and other indicators. Both models also incorporate advanced Nakamichi features found in our top-line decks: the Asymmetrical, Diffused Resonance, Dual Capstan Transport, the Discrete Three Head system (LX-5), and Dolby C-type noise reduction.

By offering increased transport control flexibility in combination with elegant styling and excellent all-around performance, the LX-5 and LX-3 are impressive additions to the Nakamichi line.



LX-5 Front Panel (showing controls behind the hinged panel)

FRESH CLEAN PAINTWORK FROM \$2-10

Around \$2.10* treats your car to fresh clean paintwork from Kitten.

Kitten Glo-Wash shampoo, or Kitten Wash 'n Wax.

Both are made especially for cleaning the bodywork of your car.

Thoroughly.

Glo-Wash is designed to deep-clean away stubborn road grime and to be compatible with paint surfaces and metal work.

No streaking. No smearing. And no need to chamois after use.

Or if your car needs something extra try Kitten Wash 'n Wax. Kitten Wash 'n Wax removes that heavy road grime and adds wax as it cleans.

It contains a special blend of high quality cleaning agents and waxes to offer extra protection to your bodywork.

Both Glo-Wash and Kitten Wash 'n Wax are economical. One 500ml bottle washes the average car around 17 times.

So treat the car in your life to fresh clean paintwork. Glo-Wash or Wash 'n Wax from Kitten.

KITTEN

The next best thing to a brand new car.



*Recommended retail price of Glo-Wash usually \$2.10, Kitten Wash 'n Wax usually \$2.89. (slightly higher in country districts and Western Australia.)

KIW 296/C

MINI-MART

Where readers can advertise —
For Sale/Wanted/Swap/Join.

● We'll publish up to 24 words (maximum) totally free of charge for you, your club or your association. Copy must be with us by the 1st of the month preceding the month of Issue. Please — please — print or type adverts clearly, otherwise it may not turn out as you intended! Every effort will be made to publish all adverts received; however, no responsibility for so doing is accepted or implied. Private adverts only will be accepted. We reserve the right to refuse adverts considered unsuitable.

● Conditions: Name and address plus phone number (if required) must be included within the 24 words. Reasonable abbreviations, such as 25 WRMS or 240 Vac, count as one word. Adverts must relate to electronics, audio, communications, computing etc — general adverts cannot be accepted. Send your advert to:
ETI Mini-Mart,
4th Floor, 15 Boundary St,
Rushcutters Bay NSW 2011.

FOR SALE: Excess diskettes, 5" Verbatim, \$3.65 ea. New, unopened, 10 boxes, will sell all for \$3.55 ea. Phone Greg, (03)578-6108.

VERBATIM DISKS: 5-inch soft/hard sector, unused, have large quantity to sell at \$3.35 each. Phone Phil, (02)95-1721.

WANTED: Exidy Sorcerer Mk II, Exidy S100 expansion unit, Micropolis II dual drive with controller. Bh (03)489-9255, ah (03)723-1532.

KEYBOARD ENCODER: AY-5-2376 (plus data sheet). Retail \$19.50, sell \$10 or 5 for \$45. C-core transformer, pri 240 V, sec 8, 12-0-12, approx 100 VA, \$15. (02)78-6249.

WANTED: Sorcerer expansion unit either working or not. (02)639-8064.

SORCERER 1, 56K/48K/46K switchable RAM, lots of software, complete with expansion unit, and small Centronics printer. \$1400 the lot. (003)31-9124.

ZX81 COMPUTER: 16K RAM, 8K ROM, complete with all leads and plugs, with power supply plus \$130 of software — sell \$360. Phone T. Hagen, (03)439-4095.

COMPUCOLOR-INTERCOLOR Users' Group of South Australia. If you are interested in being a member, contact Terry Wardle, PO Box 63, Ingle Farm SA 5098. (08)260-3693 ah.

IBM GOLFBALL typewriter with Interface to Sorcerer computer for use as printer or stand-alone typewriter. \$800. (02)633-4915 ah.

PRINTER: Centronics P1, as new in carton, manual, three rolls paper, \$280 ono. R. Wardrop, PO Box 595, Lane Cove NSW 2066. (02)57-4648.

FOR SALE: TRS-80 L1/4K, perfect cond, over \$200 software incl. Paid \$1000, sell \$500. S. Cousins, 27 Howard St, Greensborough Vic. 3088. (03)435-5641.

OSI SUPERBOARD 2 Series 2, 8K RAM, power supply, case, programs, video modulator, manuals, \$355. P. Elliott, 19 Strathmore Ave, Tranmere SA 5073. (SA only).

CIP USERS: Games, instructions, manuals, educational software, calculators, etc. Over \$500 worth, selling cheap. Send SAE for catalogue. J. Burns, 6 Banksia St, Townsville Qld. 4814. (077)73-1896.

FOR SALE: '660 microcomputer, '760 modulator, 3K RAM, colour option, small amp for louder effects available, also software, \$110. Phone Bruno, (03)387-9548.

AUDIO

AUDIO SPECTRUM ANALYZER: Stereo, 20 Hz to 20 kHz, Merguro-mat 140. Recently calibrated. \$3600 new, used once, sacrifice \$990. (02)46-5451.

SPEAKERS: A.B.C monitors used by A.B.C recording studios, large 15-inch woofer, mid-range and tweeters. All units isolated. Beautiful enclosures, superb sound, \$500 ono. (02)46-5451.

FOR SALE: Akai GXC 46 cassette deck, has Dolby B. Also inbuilt 3 W/channel amp if needed. \$140. (02)639-8064.

MISCELLANEOUS

FOR SALE: Sony VO-3800P U-matic colour video recorder porta-pak, with battery charger/power supply and battery, \$800. (065)64-7152.

FOR SALE: Tektronix 465 lab. quality oscilloscope, 100 MHz, delayed sweep, etc, complete with manuals and probes. New price in excess of \$4000, asking \$2800 ono. Bh (03)489-9255 ah (03)723-1532.

METAL DETECTOR: Garrett ADS Deepseeker VLF/TR. 7" and 14" coils. Instructions, headphones, books and maps of Victorian goldfields. \$495 the lot. (03)781-3414.

OSCILLOSCOPE: S43 by Telequipment, dc to 15 MHz, fully calibrated with plug-in amplifier and complete service manual. \$200 ono. Peter Harle (02)602-7179, Liverpool NSW.

TEKTRONIX 555 scope with probes, manuals and trolley, 575 curve tracer, Fluke 883AB ac/dc diff. voltmeter. Sell or swap IBM correctible typewriter, reel to reel recorder. (02)605-4929 after 6 pm.

SOLAR CELL: Produces either 3, 6, 9 volts at 50 mA, includes reflectors, \$20. B. Begg, 18 Sturt Ave, Toorak Gdns SA 5065.

COMMUNICATIONS

18 CH. CB SSB, Apollo super deluxe, 3 amps power supply, helical whip antenna, 14 m of coax, 5 metre pole, extension speaker — \$200. Frankston, (03)787-5538, or swap for small computer.

YAESU FTDX401 560 W PEP, 80-10 m includes 11 m, 240 Vac, space tubes, as new — needs neutralisation, \$350 ono. Rick, Box 579, Fairfield NSW 2165. (02)605-1693 ah.

WANTED: OLD AR88 army valve shortwave radio or similar — any condition. G. Bracey, c/- P.O. Exeter, West Tamar Tas. Phone 94-4126.

COMPUTERS

OSI SUPERBOARD II: 8K RAM and power supply, as new, all manuals. \$350. Phone Paul Shortis, (07)205-3666 before 6 pm or (07)205-3457 after 6 pm.

SUPER 80: \$250, complete and running with case, manuals, extra RAM, etc. Phone Michael Wise, bh (02)662-3789, ah (02)51-2335.

SELL: DGZ80 S100 CPU, DG640 VDU, DGOS SD Expando RAM with 32K, motherboard, power supply, keyboard, monitor, 12K BASIC plus software. \$850. Gordon, (02)587-3449.

SELL: SUPER 80, 16K RAM, S100 expansion interface, EPROM BASIC, box, power supply, manuals and cables. \$420 ono. (02)628-7569, 5-11 pm.

TWO ATARI-810 disk drives, \$720 each. Atari-400 with accessories (worth \$1400) for \$1100. All perfect condition. Nick Bowler, 23 Dynnyrne Rd, Dynnyrne Tas. 7005. (002)23-6639.

SYSTEM 80, 16K with VDU. Software includes EDTASM, Startrek, etc. All books plus ROM ref. manual. Cost \$900, sell \$600 ono. (03)232-2972.

FOR SALE: 'AT' super instructor 80, S100 CPU, VDU, 16K stat. RAM, 12K BASIC EPROM, USCI interface, RCA keyboard. Six months old. Julius, (08)44-1854.

SWAP ZX PROGRAMS. I have ZX80-81 programs to exchange. Send SAE for details and list to Peter Gardiner, Sims Hill, Lightning Ridge 2834.

SYSTEM 80 V2 16K plus flight simulator program, good cond, only 7 months old — not used much. Accessories, manuals. \$700. Adelaide (08)271-1370.

SWTP SS50 buss, 6800 computer only. 40K monitor ROM, three RS232 boards. Sell \$600 ono. Will sell as 8K. Naz (02)631-5111 or (047)39-1348.

COPYRIGHT: The contents of Electronics Today International and associated publications is fully protected by the Commonwealth Copyright Act (1968).

Copyright extends to all written material, photographs, drawings, circuit diagrams and printed circuit boards. Although any form of reproduction is a breach of copyright, we are not concerned about individuals constructing projects for their own private use, nor by pop groups (for example) constructing one or more items for use in connection with their performances.

Commercial organisations should note that no project or part project described in Electronics Today International or associated publications may be offered for sale, or sold, in substantially or fully assembled form, unless a licence has been specifically obtained so to do from the publishers, Murray Publishers Pty Ltd, or from the copyright holders.

LIABILITY: Comments and test results on equipment reviewed refer to the particular item submitted for review and may not necessarily pertain to other units of the same make or model number. Whilst every effort has been made to ensure that all constructional projects referred to in this edition will operate as indicated efficiently and properly and that all necessary components to manufacture the same will be available no responsibility whatsoever is accepted in respect of the failure for any reason at all of the project to operate effectively or at all whether due to any fault in design or otherwise and no responsibility is accepted for the failure to obtain any components parts in respect of any such project. Further, no responsibility is accepted in respect of any injury or damage caused by any fault in the design of any such project as aforesaid. The Publisher accepts no responsibility for unsolicited manuscripts, illustrations or photographic material.

Exclusive to Marantz. Very sophisticated. Very superior. Very expensive.



Very high fi indeed.

These Marantz Gold components represent the world's most advanced, most inspired, most stringently tested and sophisticatedly engineered audio equipment.

For the wealthy—exclusive toys.
For the connoisseur—the finest hi-fi money can buy.

The Marantz TT1000 (around \$2500), with its precision-made high density glass and golden aluminium sandwich structure, is justifiably described as one of the most beautiful turntables ever.

'Playing a series of direct-recorded discs, warped discs, discs with nasty low frequency content and discs requiring unusual track-ability performance, showed clearly that this system borders on the superlative in areas where even most good turntables only provide good to above average performance.'

'...the resonance characteristics of the TT1000 are the lowest we have yet seen from any turntable irrespective of its selling price.'

'This is top-of-the-line equipment for people who rate hi-fi as their greatest pleasure in life'.
— Louis Challis, *Electronics Today International*, April 1981.

Similarly, the Marantz SM1000 Stereo Amplifier (around \$5000) is designed to be the ultimate in luxury and performance.

When it was benchmarked by ETI Magazine in an exhaustive lab study, Louis Challis stated 'The Marantz SM1000 Amplifier has the capability to provide superlative performance at home, in a laboratory, in a studio, or in a rock band with the ease and panache of a professional.'

'The power output claims are modest for the unit is readily capable of producing 625 watts into an 8 ohm load with both channels driven...'

And when the Marantz ST8 FM/AM Tuner (around \$700) was

put through its paces so technically surprising was its performance that a second series of tests was devised to check the first results.

'As a result... the Marantz ST8... far ahead of any tuner we have ever measured and better than any tuner we have ever seen reviewed in any other magazine, either local or overseas.' — Paul de Noskowski, *Electronics Australia*, April 1981.



The TT1000's adjustable, high-absorption air suspension audio insulator feet.

Marantz Gold. The New Audio Standard.



Detailed specifications of these exclusive Marantz Gold components are available on request by writing to:

Marantz (Australia) Pty. Limited,
19 Chard Road, Brookvale, NSW 2100
Phone (02) 939 1900 Telex AA24121
Melbourne (03) 544 2011
Brisbane (07) 44 6477
Adelaide (08) 223 2699
Perth (09) 276 3706
Townsville (077) 72 2011

marantz





Electronics Today International is published by Murray Publishers Pty Ltd, 15 Boundary St, Rushcutters Bay NSW 2011. It is printed (in 1982) by Offset Alpine, cnr. Wetherill and Derby Sts, Silverwater NSW, and distributed by Australian Consolidated Press.

Editor
Roger Harrison VK2ZTB
Technical Editor
David Tilbrook VK2YMI
Production Editor
Jane Clarke B.A. (Hons)
Advertising Production
John Gerrie
Editorial Staff
William Fisher B.Sc. (Hons)
J.B. Scott B.Sc./B.E. (Hons)
VK2YBN
Jan Vernon B.A.
David Currie
Geoff Nicholls B.Sc./B.E.
Layout
Bill Crump
Githa Pilbrow
Typesetting
Julie Hewlett
Reader Services
Paula Maloney
Managing Editor
Collyn Rivers
Acoustical Consultants
Louis Challis & Associates

Mail enquiries: There is no charge for replies, but a foolscap-sized, stamped, addressed envelope must be enclosed. Queries relating to projects can only be answered if related to the item as published. We cannot advise on modifications to projects, other than errata or addenda, nor if a project has been modified or if components are other than specified. We try to answer letters as soon as possible. Difficult questions may take time to answer.

Phone enquiries: We can only answer readers' technical enquiries by telephone after 4.30 pm. The number to ring is: **(02)33-5669**. In enquiring by telephone about back issues or photostats, please ring **(02)268-9015**.

Editorial and Sales Office:
 4th Floor, 15 Boundary St, Rushcutters Bay NSW 2011. Ph: **(02)268-9811**;
 Tlx: 27243

Sales Manager: John Whalen
 (address as above)

Melbourne: Virginia Salmon, 150 Lonsdale St, Melbourne Vic 3000. Ph: 662-1222; Tlx AA34340

Adelaide: Admedia Group, 24 Kensington Rd, Rose Park SA 5067. Ph: 332-8144; Tlx AA82182.

Brisbane: Geoff Horne Agencies, 16 Bellbowrie Centre, Bellbowrie Qld 4070. Ph: 202-6813.

Perth: C. Thomas, Adrep Advertising Representatives, 82 Wickham St, East Perth WA 6000.

New Zealand: Frank Hargreaves, Circulation Marketing Manager, c/- ACP, 4th Floor, Sun Alliance House, 42-44 Shortland St, Auckland. Ph: (9)30311.

United Kingdom: Australian Consolidated Press, Ludgate House, 107 Fleet St, London EC4A 2AL. Ph: 353-1040; Tlx: 267163.

Japan: Genzo Uchida, Bancho Media Services, 15 Sanyocho, Shinjuku-Ku, Tokyo 160. Ph: 359-8866; Cable: Elbanchorito; Tlx: BMSINC J25472 Tokyo.

USA: Australian Consolidated Press, 21 East 40th Street (Floor 23), New York NY 10016. Phone: (212) 685-9570.

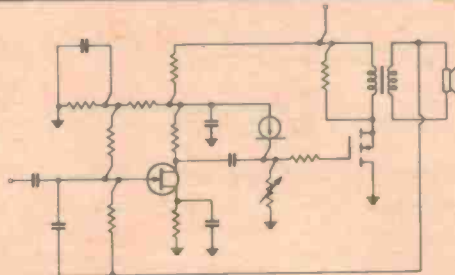
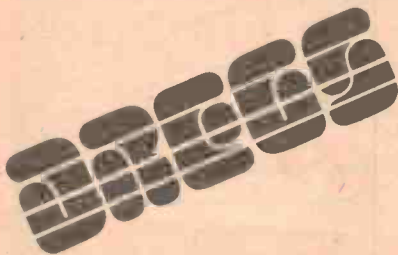
The publisher accepts no responsibility for unsolicited manuscripts, illustrations or photographic material.

ORDER FORM

I enclose \$ for (tick appropriate box/es). All prices include postage.
 Send orders to: ETI, 4th Floor, 15 Boundary St, Rushcutters Bay NSW 2011, Phone: (02)33-4282.

<input type="checkbox"/>	Subscriptions	\$25.75 per year within Australia \$39.00 overseas (surface mail) Airmail rates on application	\$ \$	NAME (Please print)
<input type="checkbox"/>	Back issues	\$2.50, available from November 1978.		ADDRESS
<input type="checkbox"/>	or photocopies	\$2.50 per article per issue	
	Project No.	Month Year	\$
	Project No.	Month Year	\$
	Project No.	Month Year	\$
	Project No.	Month Year	\$
	Please attach a list if more than four required.			Please debit my <input type="checkbox"/> Bankcard <input type="checkbox"/> American Express card
<input type="checkbox"/>	Binders	No. @ \$6.10 in NSW No. @ \$7.50 in other states	\$ \$	Number:
				Signature

Helloo darling little computers. Come to Pineapple Paradise Parlours and let me run my soft, smooth fingers over your tired old keyboard . . . manipulate your monitor . . . massage your memory . . . banish all those bad bytes. You'll feel like a new CPU when I've finished!



IT'S NOT OFTEN one finds fun material for Dregs amongst applications notes, but we recently saw a real doozy!

The accompanying circuit shows a 20 W, class A audio amplifier. Nothing funny about that, you say. Audio buffs will immediately appreciate the attributes of class A amplifiers — 'pure' sound, low distortion, etc, etc. And followers of the state of the art will appreciate the attributes of VMOS devices. All this spun through this Dregs hack's brain when the application note was sighted — then he read the blurb that went with the circuit. Here, I shall quote it — verbatim (well, almost. The device type has been removed to protect the innocent), and without further comment:

"Linear transconductance characteristics and low drive power

requirements make VMOS ideal in low-distortion audio amplifiers. VMOS transconductance becomes linear at higher operating currents. This is in direct contrast to bi-polar transistors which exhibit gain that changes significantly with changes in collector current.

"The Class A amplifier shown delivers 20 watts into an eight ohm load using a single xxxxx driving a transformer-coupled output stage. This circuit is similar to the audio output stage used in many inexpensive radios and phonographs. Distortion is less than 5 per cent at 10 watts using very little feedback (3%) with the xxxxx biased at 3 amperes." !!!!

Words, words, words . . .

And you thought word processors had problems? In the publishing game, where you are dealing all the time with

words and their meanings, you often come across some strange anomalies. In computing (. . . **now** do you get the link with word processing?), you often find processes need to be repeated. A loop in the program will do this for you. Such a process, or rather, executing such, is called an 'iterative' process. It comes from the word 'iterate', which our Concise Oxford, Sixth Edition, page 575, says means "... repeat; ... make repeatedly". Big deal. Now look up **reiterate** on page 944. It says, "... say or do again repeatedly". Nested loops, or simple tautology?!

Famous wits have played havoc with the language, by exploiting such anomalies, for many years. Now who was it said, "Tautology? Mere repetition!" Probably some editor. On the subject of tautology, heard a couple of good ones recently — maybe they'll appear on T-shirts:

"The status quo is in a continual state of flux"

and

"I think the status quo should be left where it is"

Put those on the front and back of a T-shirt respectively and you're bound to cause a stir!



TC-FX6C

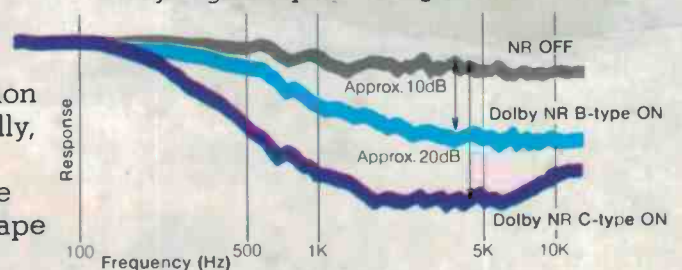
Deep C.

Sony presents a dramatic new standard in noise reduction: Dolby C.*

Silence has an indispensable part to play in the reproduction of recorded sound. So naturally, the newest advances in the science of noise reduction are featured on the latest Sony tape decks: TC-FX6C and FX5C.

Dolby C dramatically quiets hiss across the entire audible range, and it is particularly effective in the high frequencies where background noise is most disturbing. At 5kHz and above, hiss is suppressed by 20dB. What's more, an anti-saturation circuit reduces the possibility of over-extending the capacity of

tape when confronted with especially high amplitude signals. For



example, at 10kHz the saturation threshold is expanded by 4dB.

In conjunction with conventional Dolby (B type), Sony's new "C" decks do not simply cover up unwanted sound debris. They take it all the way down to clean silence.

*Recording of certain materials may infringe copyright unless permission is given by the copyright holder
*Dolby is the registered trade mark of Dolby Laboratories

SONY
THE ONE AND ONLY



“For me,
FMS-80 means
my accounting
runs as
smoothly as
my fleet”

Tony Hillman
Hallmark Couriers

your filing system
wastes time and money.
Here's the solution...

FMS-80

By early last August, Tony Hillman had problems. Tony heads the fastest growing courier service in Sydney. In just over 2 years his turnover had grown over 700%. Servicing the advertising industry, he knew speed, service and efficiency were crucial. He knew time meant money and he knew he was wasting it. A manual job record and accounting system was holding the company back; he and all the staff worked back until 1am to get out the month's invoices. And because he had to pay his drivers fortnightly, his cash flow situation was getting difficult. He had to invoice fortnightly. Tony needed a solution. One which could cope with 387 clients and over 15,000 transactions per month and run his invoicing and accounts. And have flexibility for future growth.

FMS80 was the answer for Tony. The FMS80 data management system gives him total integration of his day to day

transactions and his accounts. With no costly tracking down of errors. FMS80 finds possible errors before they cost him time and money. FMS80's advanced report generator helps Tony look ahead. If there's going to be a cash flow problem in two weeks time, he knows now. Expandability and flexibility are the keys to FMS80's power. For Tony this has meant that when he needs an individual driver's report, his FMS80 can provide it. Now he's looking at incorporating trial balance and creditor's reports.

But what can FMS80 do for my business?

For you, FMS80's power and flexibility might mean being able to carry out a stock valuation in only two minutes. Or being able to add crucial supplier codes you forgot the first time. Or maybe tailoring reports to have just the information you want. Or it might be FMS80's ability to work in with WordStar™, to produce text and chart reports.

If you already have an accounting program FMS80 will very likely tap straight into your existing files. This means flexible financial forecasting with complete control of future variables. Answer all those 'what if' questions straight off your existing files. Can you see FMS80 working for you? Then contact us right away for further information. Or give us the real challenge; let us show you just how FMS-80 can work in your application.

FMS80 Data Management System including new Shell 80 interface \$1100

**MINIMICRO
SUPERMART**
Pty Limited

Showroom:
33-35 Aichison Street,
St Leonards NSW 2065
Phone: (02) 439 1628

Dealer enquiries to:
John F. Rose Computer Services Pty Ltd
33-35 Aichison Street, St Leonards, NSW 2065
Phone (02) 439 1220 Telex AA27901

Glover & Assoc JFR/3