

Jan. 1980
\$1.40* NZ \$1.60

eti

ELECTRONICS TODAY INTERNATIONAL

Build:
Guitar practice amp

Car fuel level
warning

Hi-Z interface
for 60 W amp

Linear-scale
ohmmeter

Home computers
& peripherals
-market survey



Great Sound Section:

Multi-track recording at home - Nakamichi cassette deck reviewed

A new dynamic generation of Maxell tapes.

When Maxell announces an improvement in the quality of its tape, you can bet the improvement has to be pretty dynamic. In fact, we think our new generation has even gone beyond our own standards of superior sound reproduction.

Take our high level (CrO₂) position tape — the UD-XL II. Maxell engineers have succeeded in expanding its dynamic range in the middle-low frequency range by 1 dB, while also pushing its sensitivity by 1 dB in the high frequency range. Then look at our normal position UD-XL I, UD and LN tapes — our engineers expanded the dynamic range at all frequency points, while also boosting output in the high frequency range. The new dynamic range, of course, allows for better music reproduction even for LN-type tapes.

On the UD-XL I and II, we also added an exclusive shell stabilizer for significantly improved tape running and track positioning.

One thing hasn't changed on all Maxell tapes — our functional features like 4-function leader tape, replaceable index labels for UD-XL series tapes and Maxell's through-production system — your guarantee of quality and superior sound reproduction.

Tape selector position UD-XL I, UD, LN: Normal position (Normal bias/120 μsec. EQ)
UD-XL II: High level position (High level bias/70 μsec. EQ)



For details on all Maxell Recording Tape write to Maxell Advisory Service, P.O. Box 307, North Ryde, N.S.W. 2113 Available time length UD-XL I: 60, 90 min./UD-XL II: 60, 90 min. UD: 60, 90, 120 min./LN: 60, 90, 120 min.

Distributed by...
HAGEMEYER

WT126/79

maxell®
simply excellent



QUICK INDEX

FEATURES:

- 16 Courses and Careers in Electronics
- 29 Jupiter Revisited
- 36 Computer Market Survey
- 41 Computer Peripherals Guide

SOUND SECTION:

- 108 Introduction to Multitrack Recording
- 122 Loudspeaker Design, Principles and Problems
- 138 Nakamichi 480 Cassette Deck Review
- 142 Crown "Self-analysing" Amp. Review

PROJECT SECTION:

- 47 452: Guitar Practice Amp
- 53 321: Fuel Level Alarm
- 59 151: Linear Scale Ohmmeter
- 64 474: Interface for the 470 60 W Amp.Module
- 69 A Little Light on LEDs
- 73 Ideas for Experimenters
- 77 Kits for Projects
- 79 Shoparound
- 82 Software for the ETI-643 EPROM Programmer

WELL, THERE WENT THE '70s. The last decade saw a whole host of new technologies arise in electronics. Like CMOS, I²L, microprocessors, VFETs, bubble memories and more. The next decade shows just as much promise - it looks like an exciting time!

In researching this month's lead feature, **Courses and Careers in Electronics**, we were almost engulfed by the enormous diversity of courses offered around the country - at all levels, from trade to professional. Now, diversity in education is undoubtedly a good thing, and certainly all the courses offered would not survive if there were too few students to pay fees, but, we asked - where does the 'product' of those courses end up? Predominantly, the public service (State and Federal). With little a further enquiry, we found out that most courses, particularly the middle-level (or certificate) courses (which train the bulk of qualified electronics personnel) are geared largely towards producing qualifications to meet public service requirements. Those people who sit on the various standing committees to approve courses and examinations, those in the different State councils for Technical Education, even the State Industrial Training Commissions, appear to have blinkered vision. Relatively few members of these august bodies come from industry, apparently. The whole business seems an incestuous hotchpotch where one bureaucracy is established to perpetuate another.

Industry, it seems, takes the cream of the education institutions' product while 'sneering' at qualifications generally - but perhaps, not without some justification.

Isn't it time industry increased their meagre input to education? It's in their interest. Isn't it time that the education heirarchy sought more input from industry? Do readers have any comments or observations? We'd like to hear your views.

Roger Harrison, Editor



advertisers

Adaptive Electronics	127
Adcola	101
AED	88
Ampec Engineering	72
Anderson Digital	130
Applied Technology	81
Arena Distributors	120
Ashpoint	98
Audio Engineers	107
Audio Reflex	126
Audloson	98
AWA	114
Barratt Lighting	28
Bright Star Crystals	96
Byte Shop	85
Calculator Supermarket	34
Caulfield Tech	22
Christie Rand	66
Collin Walt	112
Collingwood Tech	20
Concept Audio	132-133
Contemp. Sound Centre	102
Convoy	141
Danish Hi-Fi	103
David Reid	56
Defence Recruiting	19,21
Delsound	145
Dick Smith	24,26,27,32,50,62,85,105
Diggerman Electronics	63
Edble Electronics	45
Electrocraft	96
Electronic Agencies	98
Electronic Circuit	90
Electronic Concepts	42
Ellstronics	38
Emona Enterprises	90
GLW	85
Hagemeyer	2,147
Hanimex	89
HF Coates	80
Hitachi	116
Holden Wasp	22
H Rowe & Co	74
Imark	46
Insound	145
Jaycar	57
John F Rose	12
JR Components	45
JW Haymes	80
Kenelec	66
Latrobe Uni	24
Leisure Sound	145
Logic Shop	18
Magraths	7
Maylands Bus. Machines	22
M&G Hoskins	106
Micro Pro Design	90
National Panasonic	148
Peterson Speaker Labs	14
Phillips	121
Plessey Components	80
Pre Pak	67
Radio Despatch	55
Radio Parts	46
Raimar Agencies	52
RMIT	20
Rod Irving	58
Rose Music	137
School of Electronics	10
Semcon	78
SM Electronics	40
Sony	118
Stotts Correspondence	24
Systems Automation	84,85
Tandy	35
Tasman	68
TDK Aust	113
Teac	124-125
Texas Instruments	76
Vicom	93
Video Classics	104
Willis Trading	96
Zero One	86



ELECTRONICS TODAY INTERNATIONAL



COVER

Chris Masuak of Sydney band The Hitmen, accompanied by Lyn Phillips, tried out our Guitar Practice Amplifier. Our studio was filled with marvellous sounds as Ivy Hansen composed another beautiful cover for you.

news

NEWS DIGEST

8 Australia to get own satellite; Fuel cell development; BeO - questions in the house!; Amidon toroids; Science Industry Association and more, already.

PRINTOUT

87 "Home control" from home computers; 6809 board; Molex keypads; Rumours...

COMMUNICATIONS NEWS

91 March launch for Phase III-A OSCAR; New 2m all-mode transceiver; Quad hubs; Channel heard in Vienna; Icom power supply.

SHORTWAVE LOGGINGS

94 DX on the air; Belgium in two varieties; Changes at Radio Mozambique; Radio Japan experiments continue; DXers meet in Melbourne.

features

COURSES AND CAREERS

IN ELECTRONICS

16

Looking for something to do with your life? Here's a guide as to how to get into an electronics career.



JUPITER REVISITED

29

Last June we published a report on the Voyager 1 encounter with the solar system's biggest planet. Voyager 2 had an encounter with Jupiter later in the year - here's the report.

SMALL COMPUTERS

MARKET GUIDE

36

If you're looking around for a small machine for your business, or you're just an ambitious hobbyist, here's a market guide to available machines.

GUIDE TO PERIPHERALS

41

Once you've found your system, you're almost certain to need a few peripherals.

projects




452: GUITAR PRACTICE AMP.

47

How to put in long hours of practice and still keep peace with the neighbours! Compact, straightforward, two inputs and 7W out.

next month



300 W AMPLIFIER MODULE !

You asked for it — here it comes ! A really high power amplifier. This module continues the tradition so firmly established by our long-lived 480 power amp modules.

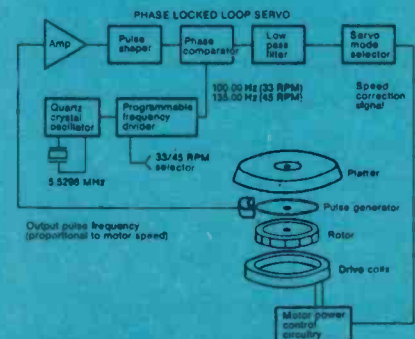
SERIES 4000 4-WAY LOUDSPEAKER

Continuing our line of quality hi-fi projects, this 4-way speaker system is the 'flagship' of a series of loudspeakers designed by David Tilbrook and developed in our own laboratory.

PIONEER TO SATURN

The spectacular results of Pioneer 11's mission to this fascinating planet are discussed by our European correspondent, Brian Dance.

Quartz-Locked PLL Speed Servo



TURNTABLE TECHNOLOGY

Designers have been paying a lot of attention to the turntable system in recent years and some remarkable technology is appearing as a result.

MORE

"Update your car electronically" proceeds with an over-rev alarm project, plus we have a further project in our low-cost test instrument series . . . not to mention the regular features. An issue not to be missed.

Although these articles are in an advanced state of preparation, circumstances may affect the final content. However, we will make every attempt to include all features mentioned here.

321: FUEL LEVEL ALARM 53

Ever felt like a right berk when your car coughed to a stop at an embarrassing spot? No need to get caught now. This project is the first in a series on "updating your car electronically".

151: LINEAR SCALE OHMMETER 59

Another in our series of low cost test instruments, this one has good accuracy and a wide range of applications.

474: HIGH-TO LOW-Z INTERFACE FOR THE 470 60W MODULE 64

This project enables you to use our popular 60W low TID amp modules with many existing preamps.

643: EPROM PROGRAMMER SOFTWARE 82

Software for last month's EPROM Programmer, to suit 2708s.

KITS FOR PROJECTS 77

sound

SOUND NEWS 117

Philips' Series 80; Books from Butterworths; MC cartridge from Audio-Technica; An affordable Accuphase amp; Change to CE Show; Piezo tweeters.



INTRODUCTION TO MULTITRACK RECORDING 108

Many bands and small groups have got into multitrack recording in home studios recently. You too can get in on the act.

LOUDSPEAKER DESIGN 122

David Tilbrook takes you through the principles and problems encountered in loudspeaker design.

TURNTABLE OFFER 128

Two Elac turntables at extraordinary prices.

NAKAMICHI 480 CASSETTE DECK 138

Mr Nakamichi you've done it again!

CROWN SELF-ANALYSING AMPLIFIER 142

Crown are well known in professional circles. This addition to their range lives up to the Crown reputation.

REEL-TO-REEL TAPE OFFER 111

general

ETI SERVICES 6

LETTERS 15

LAB NOTES 69

A down-to-earth article on LED uses and abuses plus a host of useful indicator and display circuits.

IDEAS FOR EXPERIMENTERS 73

SHOPAROUND 79

IONOSPHERIC PREDICTIONS 97

MINI-MART 100

BOOK REVIEWS 104

DREGS 146

eti

Editor

Roger Harrison VK2ZTB

Project Manager

Phil Wait VK2ZZQ

Editorial Staff

Roberta Kennedy

Jonathan Scott VK2YBN

David Tilbrook VK2YMI

Jan Vernon

Art Direction and
technical photography

Ivy Hansen

Layout/Assembly

Bill Crump

Reader Services

Jan Collins

Managing Editor

Collyn Rivers

Advertising (Sydney)

Bob Taylor (Manager)

Geoff Petschler

Advertising (Melb.)

John Colquhoun

Production Manager

Bob Izzard

Subscriptions & Circulation

John Oxenford

Acoustical Consultants

Louis Challis & Associates

Editorial-Advertising Offices

Sydney

3rd Floor,
15 Boundary St 2011
Rushcutters Bay
Phone: 33-4282

Melbourne

150 Lonsdale St
Melbourne, Vic 3000
Phone: 662-1222
Telex: AA 34340

Advertising

Adelaide

Admedia Group
24 Kensington Rd
Rose Park S.A. 5067
Phone: 332-8144

Hobart

H.W. Lincone
23 Lord St
Sandy Bay Tas. 7005

Brisbane

Geoff Horne
57 O'Connell Tce
Bowen Hills QLD 4006
Phone: 52-8566

Perth

Aubrey Barker
133 St George's Tce
Perth W.A. 6000
Phone: 322-3184

Electronics Today International is published by Modern Magazines (Holdings) Ltd, 15 Boundary St, Rushcutters Bay, NSW 2011. It is printed (in 1979) by Wilke & Co, Browns Rd, Clayton, Victoria and distributed by Australian Consolidated Press. Recommended retail price only.

ETI subscriptions cost \$19.00 per year (inc. postage) within Australia. Cost elsewhere is \$24.50 (inc. postage — surface mail). Airmail rates on application.

Photostats are available of any article ever published by ETI. We charge a flat \$2.00, regardless of page quantity, from any one issue of ETI. Thus, if the article is in three issues the cost is \$6.00. Send orders to the address below. The charge includes postage.

Back issues: cost \$1.40 each plus 45 cents post and packing. We can supply **only** the following issues:

1976: Nov Dec

1977: April May June July Aug Sept Oct Nov Dec

1978: Jan Feb Mar April May June July Aug Sept Oct Nov Dec

1979: all to date

Binders available for \$4.50 plus 90 cents post NSW, \$2. other states.

Orders to: **Subscriptions Department, ETI 3rd Floor, 15 Boundary Street, RUSHCUTTERS BAY, 2011 NSW**

READER ENQUIRIES

By Mail: There is no charge for replies but a foolscap-size stamped addressed envelope **must** be enclosed. Queries relating to projects can **only** be answered if related to the item as published. We cannot advise on modifications to projects, other than errata or addenda, nor if a project has been modified or if components are otherwise than specified. We try to answer letters as soon as possible. Difficult questions may take time to answer.

By phone: We can only answer readers technical enquiries by telephone after 4 pm. In enquiring by telephone about back issues or photostats, please ask for the "Subscriptions Department". **33-4282**

MICROFILM

Microfiche editions of this publication are available by annual subscription from Microsystems Pty Ltd, PO Box 188, North Sydney, NSW 2060.

COPYRIGHT

The contents of Electronics Today International and associated publications is fully protected by the Commonwealth Copyright Act (1968).

Copyright extends to all written material, photographs, drawings, circuit diagrams and printed circuit boards. Although any form of reproduction is a breach of copyright, we are not concerned about individuals constructing projects for their own private use, nor by pop groups (for example) constructing one or more items for use in connection with their performances.

Commercial organisations should note that no project or part project described in Electronics Today International or associated publications may be offered for sale, or sold, in substantially or fully assembled form, unless a licence has been specifically obtained so to do from the publishers, Modern Magazines (Holdings) Ltd or from the copyright holders.

Liability:

Comments and test results on equipment reviewed refer to the particular item submitted for review and may not necessarily pertain to other units of the same make or model number. Whilst every effort has been made to ensure that all constructional projects referred to in this edition will operate as indicated efficiently and properly and that all necessary components to manufacture the same will be available no responsibility whatsoever is accepted in respect of the failure for any reason at all of the project to operate effectively or at all whether due to any fault in design or otherwise and no responsibility is accepted for the failure to obtain any components parts in respect of any such project. Further, no responsibility is accepted in respect of any injury or damage caused by any fault in the design of any such project as aforesaid.

MAGRATHS

FOR ALL YOUR ELECTRONIC COMPONENTS

FULL RANGE OF
PLESSEY-FOSTER
MAGNAVOX
& PHILIPS SPEAKERS
IN STOCK.

MAKE
JANUARY A "TRIO"
MONTH. COMPLETE
RANGE OF
OSCILLOSCOPES
& TEST EQUIPMENT
AVAILABLE.
TRADE-INS ACCEPTED.

SOFTWARE
IN STOCK FOR
TSC 6800 & 6809
TRS 80 PET AND
APPLE
ETC.



IN THE HEART OF MELBOURNE

SCOPE MARK 3 — SHARP FUNCTIONAL MAGNIFIER

with these benefits — indispensable to professionals

Designers and printers

To check colour balance, alignment of printing plates and other details in printing.

Analysis of handwriting and signatures

With built-in illumination, this scope is most suitable for work of this nature.

Watchmakers

Less eye fatigue while checking watch interiors, due to self-contained illumination.

Photographers

For detecting scratches or other defects on a negative, this scope is superb. Also handy to inspect focusing correctness.

Connoisseurs of jewels

With easy focusing control and built-in illumination, this scope allows making detailed inspection even at the most delicate portion of a precious stone.

Beauticians

Prior to regular hairdressing the nature of hairs can be detected with this scope.

School children or students

For close observation of insects, plants, minerals, etc, this scope will be of great assistance.

Philatelists and coin collectors

This scope is a must for those collecting stamps or coins.

FULL RANGE OF COMPONENTS, PC BOARDS, ETC, FOR ETI AND OTHER PROJECTS

Australia to get own broadcast satellite

The Australian Government has signalled the go-ahead for the establishment of a domestic broadcast/communications satellite system to cost \$250 million.

The announcement was made shortly after our November issue was distributed, which carried the story (p.10) of successful trials with the Canadian Hermes satellite, of satellite telephony and TV broadcasting in Australia.

Tony Staley, Minister for Post and Telecommunications, who announced the approval in Parliament, said the government would be contacting manufacturers for bids and that a temporary satellite project office would be set up under the Department of Posts and Telecommunications.

He said that the government has made no final decision on who will own and control the system, although a working group has recommended that a National Satellite Commission be formed to run the system.

Mr Staley told Parliament there are 40 000 Australians with no prospect of getting telephones and 120 000 with no hope of getting television by the existing ground lines.

"For many Australians, satellite communications offer the only practicable solution to the problems of how to provide any services at all within a reasonable time," he said. "For others, satellite communications hold out the only hope for the improvement of poor services or enabling access to a wider choice of services."

The satellites envisaged will be of a "direct broadcasting" type, able to broadcast radio and television transmissions directly into remote homes, provide two-way telephone links to remote areas and handle conventional communications between towns and cities.

Mr Staley said the first Australian communications satellite

was expected to be in orbit by the end of 1984. "We will certainly not be a party to developments which would allow any one broadcasting interest to control television in this country," he added.


Under the government's tentative plans, three low-powered satellites will be bought. Mr Staley tabled in Parliament the findings of an interdepartmental working group which recommended the use of communications satellites in Australia.

One will be launched into space as an operational communications satellite, the second will be launched as an orbiting "back-up" and the third will remain on the ground as a spare. They will also be used by the Departments of Defence, Health, Education, Science, and Transport.

Mr Staley said the working group and the National Satellite Task Force which reported last year had favored using satellite and had rejected claims that satellites would create unemployment.

Jobs would be created through Australian industry, building satellite ground installations, and the maintenance of the equipment, it noted. The opposition spokesman on Post and Telecommunications, J.E. Innes, warned that under the government's proposals, "the moguls of Australian media control" would benefit from the satellites rather than the general public.

He said that the Labor Party was not opposed to the use of communication satellites, however, he added, the opposition was not convinced by the working group and the task force finds that satellites would not create unemployment.



Australia's satellite may be something like this - Canada's Anik B.


Teldor cables available here

The world-renowned Teldor communications cables are now being distributed here by I.F.T.A. Australia.

Types currently available are Telshield 6390698 75 ohm, 6 mm dia., aluminium shield cable for TV, CATV-MATV and FM applications; TVF59, 75 ohm, 6.15 mm dia., availa-

ble in single-shielded and double-shielded cable, similar to the Telshield, and TVF11 75 ohm, 10.3 mm dia., low-loss cable for TV and communications applications.

Data sheets and further information obtainable from I.F.T.A. Australia, P.O. Box 21, Bondi Beach NSW 2026. (02) 665-8211.



Function generators

The IEC (Series 70) 20 MHz universal signal-source line offers function, pulse and sweep generator capabilities with four models to choose from, all producing sine, square, triangle and dc-level waveforms.

Model F72 and F72 combines the capabilities of "true pulse" and function generators into one versatile unit.

Models F74 and F77 add sweep capabilities to the basic pulse and function generator combination. The top-of-the-line model F77 also offers selectable log/lin sweep, sweep sync, and analogue power amplifier capabilities. For further information, contact Bruce McCarthy at Parameters on (02) 439-3288.

Westinghouse fuel cell development programme

America's Westinghouse Electric Corporation has entered into a cross-licensing agreement with Energy Research Corporation for the development of fuel cells.

Fuel cells produces electricity directly from fossil fuels without the thermal combustion cycle which is a standard part of the electrical generation process. Bypassing direct combustion could raise fuel efficiency 30 to 37 percent in electricity production, and also create excess heat which can be recaptured for other uses.

The fuel cell, combined with a coal gasifier, could produce direct current electricity which would be converted to alternating current and then fed into the utility's electrical grid. This concept would also leave substantial amounts of heat to be recaptured for other purposes, such as industrial processing and/or heating.

Since the fuel cell process would burn cleaner than current coal-fired processes, the base load fuel cell could be located closer to the ultimate consumer, cutting down transmission costs.

The other fuel cell concept involves small fuel cells which resemble batteries where natural gas or naphtha (a petroleum by-product) would be fed through the fuel cell resulting in the generation of electricity and excess heat at user sites. Because this process involves only a small area and is environmentally acceptable, this type of fuel cell could be used on-site to service shopping malls, apartments or industrial parks.

Regulator family can supply 5A

A series of 5A adjustable voltage regulators capable of supplying 10A transient currents for short periods of time is now available from National Semiconductor.

Known as the LM138 series, the new ICs are rated to provide any regulated voltage of 1.2 volts to 33 volts at over 5 amps output current.

Manufactured in a standard three-lead TO-3 transistor package, the LM138 has 0.1 per-

cent load regulation and 0.005 percent per volt line regulation. Two external resistors set the output voltage, making the LM138 much more flexible than fixed output regulators. Also, thermal regulation is guaranteed on the device, with power dissipation of up to 50 watts.

Beryllium Oxide — questions in the house!

Our November issue contained an article on the dangers of Beryllium Oxide, a substance widely found in electronic equipment and components, and in heatsink compounds. Shortly after the issue went on sale the Minister for Health was questioned on the subject. Below is reproduced the extract from Hansard, concerning the question.

DEPARTMENT OF HEALTH
SENATE QUESTION
(Question No. 2095)

SENATOR MASON asked the Minister representing the Minister for Health, upon notice, on 17 October 1979:

(1) Did an article in Electronics Today International, October 1979, claim that paste compounds containing Beryllium Oxide were readily available in both professional and hobby electronics industries without packaging markings to indicate the compound is highly toxic.

(2) Is it intended to inquire into this matter with a view to determining some action to be prescribed.

SENATOR GUILFOYLE — The Minister for Health has provided the following answer to the honourable senator's question:

(1) I am aware that an article "Beryllium — how dangerous?" appeared in "Electronics Today International", October 1979 and that it claims that this toxic substance may have no warning notices or labels attached to it.

(2) The labelling of Beryllium, including every salt, active principle and derivative of Beryllium, has already been considered by the National Health and Medical Research Council. Council's Uniform Poisons Standards recommends that these substances be classified in Schedule 6 and thereby be subject to the following labelling requirement:
"Caution

KEEP OUT OF REACH OF CHILDREN
READ SAFETY DIRECTIONS BEFORE OPENING"

The labelling of poisons or hazardous substances is a matter for the States or Territories and this recommendation has been forwarded to them for appropriate action.

break on through...



The world of professional audio production — live sound and recording, radio, or TV sound — is a very tough business to break into. As in other fields, prospective employers look most favourably on those with aptitude, experience, and formal training.

A solid technical background is, of course, a requirement for audio production work, but the story only starts with the theory; a sound engineer lives by his ears and hands, as well as his mind, and it is only with experience that all three can be coordinated.

The School of Electronics program is designed

to provide both the specialised theoretical knowledge and the practical experience necessary to score that production job in radio, TV, or the recording industry. Intensive "hands-on" experience in recording and live sound production, multitrack mixdown, and mastering is included as an essential part of the course, and provides a useful "portfolio" of actual recordings.

The course is conducted part-time over one year, and a certificate is awarded to students who successfully complete all phases of the program.

For details, contact



THE SCHOOL OF ELECTRONICS

64 Alfred St, Milsons Point, Sydney, NSW 2061. Phone (02) 922 6301



Data analyzer has wide applications

The Sony/Tektronix 308 Data Analyzer is the first instrument to combine the capabilities of a state and timing logic analyzer, serial data analyzer and signature analyzer into one compact instrument.

Designed and developed jointly by Sony/Tektronix (Japan) and Tektronix, Inc. engineering teams, it will be marketed by Tektronix Australia and worldwide by all Tektronix subsidiary companies.

The parallel timing analyzer provides eight channels at 20 MHz with 252 bits per channel memory size. The 8-channel parallel word recognizer provides internal triggering upon recognition of preset digital-system state. This capability is expandable to 24 channels with the optional P6406 word recognizer probe. A memory window provides magnification for viewing timing displays.

Digital delay counts up to 65 535 clocks and data can be stored at sample intervals of 50 ns to 200 ms. The stored data is displayed on the self-contained television-type CRT screen in timing format.

The unit has built-in self-test on power up, plus seven levels of diagnostic routines to enable the operator to verify the operation of all data analyzer functions.

The 308 is intended for applications in computer peripheral manufacturing and troubleshooting, industrial process control, telecommunications, electronic test & measurement, and a variety of government applications.

Dot/bar display chips

National Semiconductor has released a new IC series to drive dot or bar-graph displays in applications replacing conventional analogue meters.

Known as LM3914, LM3915 and LM3916, the new devices will drive LEDs, vacuum fluorescent displays or even liquid crystal displays and can provide a log, linear or VU read-out.

The LM3914 is a 10-step linear display driver, the LM3915 is a log display driver having a 30 dB range with ten 3 dB steps and the LM3916 is a VU display driver covering the

familiar minus 20 to plus 3 VU range.

The IC family can be operated from supplies ranging from 3 V to 20 V and will accept input signals from millivolts to volts.

The LM3914/15/16 family are housed in 18-pin epoxy DIL packages and are available now through NS distributors. For more information, contact NS Electronics, P.O. Box 89, Bayswater Vic 3153. (03) 729-6333.

Local source for Amidon toroids

Most of the US electronics magazines specify toroidal cores in many projects — and local sources are as scarce as rocking-horse dung.

To the rescue comes a small local firm name of US Imports. They have advised us they'll be stocking the following cores:

T200-2
T106-2, T106-6
T50-2, T50-6, T50-10, T50-12
T25-2, T25-6, T25-10, T25-12

These particular cores are the iron powder types, rare in Australia, and were selected to

cover the 1 MHz to 200 MHz range for transmitter and receiver applications. Data sheets, price and stock lists are available by sending an SASE. If demand warrants it, US Imports will stock ferrite toroids and beads from Amidon.

You can write US Imports at P.O. Box 157, Mortdale NSW 2223.



Intelligent plotting


An intelligent multipen digital plotter which can provide high quality technical drawings up to A3 (DIN) size has been launched by Phillips Test & Measuring Instruments.

The PM 8151 offers a programmable choice of eight pens including standard draughting pens and different colour felt tip pens.

Microprocessor control allows linear interpolation for vector generation, absolute and relative plotting as well as circles and arcs — clockwise or anticlockwise. Up to 120 different characters — upper or lower case — can be printed using five different fonts.

Plotting area is 280 x 338 mm with accuracy of 0.1% full scale and linearity better than 0.01%. Grid marking and X- and Y-axis scaling are possible. Programmable offsets are a feature as well as window plotting — both with off-scale data handling.

Either V24 serial or IEC 625/IEEE 488 bus interfacing is available. An 800 byte buffer — optionally extendable by another 1K byte — provides storage for incoming data. A



ROM expansion allows addition of special characters as well as user-defined subroutines to the standard available software.

Controls are kept to a minimum and arranged logically. Zero and scaling are selectable. A digitising mode allows transfer of point coordinates to the memory of the host computer. Plotting can be stopped at any time without losing data.

The unit operates on 110, 220 or 240 V ac $\pm 10\%$ at 50 or 60 Hz with power consumption around 30 VA. The instrument measures 160 x 466 x 452 mm and weighs 13 kg.

STOCK CLEARANCE

SALE

WE HAVE A LIMITED AMOUNT OF STOCK AT DISCOUNT PRICES ON A "FIRST-IN FIRST-SERVED" BASIS.



NDK SERIAL PRINTER
Supplied as shown \$3,500

North Star Z80 CPU Board.....	\$250
Cromemco Z80 CPU Board.....	\$450
Vector Graphics Z80 CPU.....	\$250
Matrox ALT 256 Graphics Board.....	\$450
Micromation Doubler Disk Controller with CP/M.....	\$570
Dynabyte Video Board 80x24.....	\$350
Mountain Hardware 100,000 day real time clock.....	\$300
Solid State Music Video Board 64 x 16.....	\$83
Jade 8k Static Ram Board (runs at 4 Mhz).....	\$175
Vector Graphic 48K Ram Board 4Mhz.....	\$715
Micropolis Disk Controller.....	\$360
Cromemco D + 7a.....	\$280
Cromemco Eprom Card 8k.....	\$220
Cromemco Eprom Card 16k.....	\$300
Box (10) 8" d/d Disks.....	\$65
Digital Systems 2d disk controller with S-100 interface and CPM.....	\$700
Shugart 8" SA800 drives.....	\$500
Digital Systems 4 Shugart drives mounted in 2 cases with power supplies and Disk Controller (double density) cabling and CP/M.....	\$1900
Hazeltine 1510 terminal.....	\$1500
Vector Graphics MZ system with VG Terminal and word management.....	\$5900
Diablo 1345WP daisywheel printer with cut sheet feeder	\$3500
Diablo model 2300 dot matrix printer.....	\$3000
30 AMP power supply for S-100 22 slot board and 8" drives.....	\$400

Sorcerer 32k with S-100 exp Interface, 1 Megabyte of 8" disk storage, CP/M.....	\$4900
8251 Usarts.....	\$4.50
21L02 Rams.....	\$0.90
N8T26.....	\$1.30
6502 CPU.....	\$8
2513 CHR GEN.....	\$4.50
44 PIN Edge Connector.....	\$2.70
S-100 Edge Connector.....	\$4.20
Encoded Keyboard (GRI).....	\$60
Unencoded Keyboard.....	\$46
8080a CPU.....	\$9
8275 Terminal on a chip.....	\$55
Mostek Z80 Programming manual.....	\$8
Basic Programming Library Vols 1-8.....	\$120
XITAN CodasyI Database with Fortran IV disk runs on Z80a CP/M system (US price \$2000).....	\$1200
Vector Graphics Word Management System.....	\$480
Durst Processor 8x10.....	\$658
Negative washing tank.....	\$20
Timber Computer Cases for S-100 system and drives....	\$100
Z1 + S-100 computer Z80, 64k, I/O, 2 Shugart 8" disk drives (1 Megabyte) with CP/M.....	\$7300
Intel 48k Wordprocessor with twin Shugart disks, 1345 Diablo Daisywheel and stand.....	\$14,200
Diablo Cut Sheet feeder.....	\$1620
Computer, 3xMicropolis 5" drives (1 megabyte), 48k Ram, Z80a, I/O, Vector Graphics Terminal, CP/M.....	\$6400
Graphics Bureau service, colour, plotting, full software with operator.....	\$40/hr.

A full range of CP/M based software is stocked. Send 3 x 20c stamps for our catalogue or ring 439-1220 for further information. The above prices are valid for 30 days or as long as stock lasts. First come first served. Prices include sales tax but exclude freight. Terms are C.O.D.

JOHN F. ROSE COMPUTER SERVICES PTY. LTD

Showroom: 33-35 Atchison St, St. Leonards 2065. NSW.
POSTAL: PO Box 745, Crows Nest 2065.
TELEPHONE: (02) 439-1220. TELEX: AA27901.

Science Industry Association

A number of Australian firms have joined forces to form the "Australian Scientific Industry Association". The desire to form the Association arose from an ad hoc meeting of a number of persons and organisations attending a one-day seminar at CSIRO in Canberra in May last year, on "Selling Australian Scientific Instruments to China". The Association's initials, A.S.I.A., are not altogether inappropriate!

In brief, objectives of the Association are: to promote the export of Australian Scientific Instruments, to promote Government and public awareness of the industry and to foster communication within the industry.

The Association has already been active; it is planning a trade mission to China; organised the Victorian Premier, the Hon. R.J. Hamer, to take a number of in-

struments on his trip to China last year, for presentation to the Chinese Academy of Science; is planning a microfiche directory of the industry and held a one-day conference in Melbourne in late November last year.

Further details of the Association are obtainable from: Dr R. McCredie Secretary, A.S.I.A. c/- CSIRO P.O. Box 225 Dickson ACT 2602.

Hatched, matched, despatched

Brief news on company activities, new outlets, mergers, joint ventures and closures.

Hatched

● Sydney scored two new electronics-type stores late last year — things seem to be jumping in the excitement capital!

First up is the Electronics Centre in Kogarah. They're located in beautiful downtown (or uptown, depending on which way you're heading) Regent St at No. 33A. David East is the helpful host and the phone number is 588-5172. Sashay over you southern suburbs solderers and check it out.

Then there's the Logic Shop. Following hot on the heels of their Melbourne opening, Sydney's Logic Shop Pty Ltd has opened their premises at 91 Regent St, Chippendale. Manager is Andrew Mackintosh who's pretty confident Sydneysiders will soon discover the many advantages of over-the-counter logistics, according to their release. They have a range of computer peripherals in stock to suit a wide variety of needs in small computing applications. For out-of-town callers, the phone number is (02) 699-4910.

Matched

● Philips Industries Holdings Ltd has announced the signing of a memorandum agreement with the Singer Company, Kearfott Div., of Little Falls N.J. in the US, which will lead to Australian design and manufacture of thick-film microcircuits that the Singer Co. uses in a range of inertial navigation systems. Philips will make them at their Hendon, S.A. plant.

● Warburton Franki now represent TRW-Cinch throughout Australia and New Zealand. TRW-Cinch is

one of the World's top connector manufacturers (remember the 'Jones' plugs and sockets?). Warburton Franki will be stocking, immediately, 'D' type connectors in Sydney and Melbourne to give off-the-shelf deliveries right now and other types will be added to the range according to market needs.

● Tecnico are now exclusive Australian distributors for the Oxley Development Co., manufacturers of plugs, sockets, pc connectors and pins, ceramic and PTFE trimmers, insulators, indicator lamps, air dielectric trimmers and ball-and-socket connectors.


Despatched

● Soanar is now offering a larger range of Raytheon linear ICs through their Melbourne head office and State branches. They are currently holding the following popular ICs in stock (many other specialised types are also available): 4136 — quad 741; 4558 — dual wideband op-amp; 4156 — high performance quad op-amp; 4151 — V to F converter; 4194 and 4195 — dual, tracking voltage regs; 1488 and 1489 — line receivers, and the ubiquitous 555 timer.

All info direct from Soanar.

● Cema are stocking Unitrode, sensitive-gate triacs in TO-92 packages, types: 1B202, 1B204 and 1B206 with blocking voltages rated at 200 V, 400 V and 600 V respectively. This series is compatible with IC logic and are rated at 800 mA. They are ideal for IC or microprocessor interfacing to 240 Vac devices.

Information and samples from Cema.



Autona audio modules

Ralmar Agencies have been appointed distributors for the Autona series of audio modules for the audio enthusiast who likes to roll his own system.

The range includes four power amp modules with ratings from 15 to 125 watts (RMS) output, a power supply stabiliser module, a stereo preamp, a magnetic cartridge head amp, a 12-plus-12 stereo amp, a mixer and an FM tuner.

All modules come completely assembled, ready to wire up, with instructions and specifications.

For more information, brochures etc, contact Ralmar Agencies Pty Ltd, 23 Atchison St, St Leonards, NSW 2065 (02) 439-6566.

Versatile, plug-in time switch

Time switches are not new and have been used in industry for many years to control lighting, heating and various manufacturing processes.

and simplicity of using these devices.

However, until recently widespread use of time switches in the home has been limited by the need to connect them permanently to the house wiring.

A&R Electronics Pty Ltd has just introduced the Arlec 'Superswitch'. Designed and manufactured in Australia, it is completely self-contained, plugs directly into any 240 V power socket and provides immediate access for the automatic control of a wide variety of electrical appliances.

The Superswitch is simple to set and operate. Quick-set actuators on the timing dial allow a wide variety of time intervals to be selected. The number of actuators used may be increased or reduced according to the number of on-off cycles required during the 24 hour period.

Programmes can be set to repeat daily or deferred by selecting manual instead of automatic operation.

Further information is available from the manufacturers, A&R Electronics Pty Ltd, 30 Lexington Road, Box Hill, Vic 3128.



More recently they have appeared in the home as controls fitted to cookers, hot water systems and central heating installations and, as a result, householders are becoming increasingly aware of the convenience

**NEW
RELEASE**
from PETERSON SPEAKER LABORATORIES

MODEL 7 MONITOR

7

COMPARE THIS UNIT WITH
ANY IMPORT UP TO \$1,000

We say no more.

SPECIFICATIONS:

TYPE: BASS REFLEX
SYSTEM: 2 ELEMENT 2 WAY
MAXIMUM POWER: 100 WATTS R.M.S.
MINIMUM DRIVE: 5 WATTS R.M.S.
SLOPE: 12db x 18db
BAFFLE: 19mm HEAVY BRACED
CAPACITY: 40 LITRES
FREQUENCY RANGE: 25Hz to 20 kHz
ATTENUATION: FIXED MONITOR
COLOUR: DARK WALNUT
WEIGHT: 12 KILOGRAMS
DIMENSIONS: 610mm H, 350mm W, 290mm D.
DRIVER SIZE: 25cm (10") ROLL
CROSSOVER FREQUENCY: 2.3 kHz



stands are included
in the design



SPECIAL

NEW YEAR OFFER

Normally priced at \$399 pr.

OUR SPECIAL PRICE IS ONLY

\$329

INCLUDING STANDS.

This offer closes Feb. 10th.



PeterSON **SPEAKER LABORATORIES Pty Ltd**

4 WALTER STREET, MOORABBIN, 3189.

Telephone: (03) 553 1055

DEALER LIST:

NORTHERN HI-FI COBURG VIC.
PAUL PHILIPS AUDIO CENTRE VIC.
DICK TAYLOR'S ELSTERNWICK VIC.
PAVLIDIS' EMPORIUM PRESTON VIC.
FOOTSCRAY & DEER PARK COMPLEX VIC.
DANDY SOUND DANDENONG VIC.
CLIVE PEETERS RINGWOOD VIC.
MT. WAVERLY AND DANDENONG VIC.
FRANK DAY DOVETON ST NTH BALLARAT VIC.
COLIN PROUD BENDIGO VIC.

HI-FI HOUSE WOLLONGONG NSW.
COL MITCHELL HI-FI HURTSVILLE NSW
SYDNEY HI-FI YORK ST SYDNEY NSW.
JIM RYAN GLENELG S.A.
SOUND SPECTRUM REGENT ARC. CITY S.A.
SPARTAN AUDIO LOWER. N.E. RD CAMPBELLTOWN S.A.
SAVERYS 510 SOUTH ROAD KARRULTA PK.
AND ALL STORES S.A.
AUDIO SONICS MURRAY ST GAWLER S.A.
THE SOUND SHOP ULVERSTONE TAS
LOUGHRAN'S AT WIVENHOE TAS
OR CONTACT (03) 553 1055 FOR OTHER AREAS.

LETTERS

Dear Sir

I would like to refer to the article "Electronics Rides High on the Boating Boom" by Mr Les Bell (October '79 issue).

There he states that Emergency Position Indicating Radio Beacons (EPIRBs) are not licensable in Australia. This is not correct.

Back in 1976, the Department of Transport, which controls the licencing and operation of EPIRBs, not only has approved two types of flotation VHF/UHF beacons made by Clifford and Shnell and Burndept (BE 369MA) SARBE, but in fact made them compulsory on all Australian registered commercial vessels.

There are currently over 1000 beacons in service. There is also a Burndept Personal Locator Beacon, Model BE 375, approved for use in Australia. This unit has two-way speech facility, range of up to 110 km, is fully waterproof, yet is small enough to fit inside a life jacket or a pocket when in use over land. Over 300 BE 375 units are in service in Australia.

The tough standards set by the DOT were designed to guarantee the operation of EPIRBs under all Australian conditions and prevented substandard equipment from entering the market.

The above beacons have not been made compulsory to pleasure boat owners by the DOT because of their relative cost (\$800 to \$1200) and because research overseas into coded or satellite based EPIRBs initially promised more advanced and potentially cheaper systems. However, due to continued confusion regarding international standards for the coded EPIRBs, the Australian DOT suspended its current work (NOTICE 15/1978) and recommended the use of existing UHF/VHF EPIRBs by safety conscious skippers. Tomasetti Instruments, who distribute the Burndept range of beacons in Australia, also provide an exchange system for their SARBE BE 369s throughout Australia in order to assure continuous backup of ready to use EPIRBs on vessels in all parts of the country.

Michael Ronsen
Burndept Product Manager
Tomasetti Instruments

Dear Roger

I read with interest R.J.Verrall's letter in your November issue, regarding our aircraft scanning receiver crystals.

Mr. Verrall is quite correct in his assumption that the crystals are designed for a 10.5 MHz IF strip. As such they will not allow operation on the marked channel frequency, when used with a 10.7 MHz IF.

However, all is not lost! By selecting a crystal 200 KHz higher in marked frequency than the desired channel frequency (10.7 MHz - 10.5 MHz) the desired operating frequency can be obtained. i.e. to listen to Adelaide approved frequency 124.2, select a 124.4 MHz crystal for correct frequency.

G. Crapp
Service Manager
Dick Smith Electronics

Dear Sir

In New Scientist about two months ago I saw an ad for the October edition of ETI. It stated that the October edition had details of an electronic model train controller.

I have looked through the October edition of ETI and also the September and November ones without seeing anything remotely resembling such a controller. I was surprised to find that ETI is an Australian publication given that it was advertising in New Scientist - a British publication. Then it crossed my mind that there may be a British magazine of the same name or differing editions of the same international magazine.

I am about to build the electronic controller and would very much like to obtain a copy of this article. Can you assist or enlighten me about the missing article?

Alan Hatfield
ACT

ETI originated in Australia in 1971 and a British edition was started by us a year later. German, Dutch and Canadian editions followed in 1976/77.

Australia's ownership and interests in the overseas editions were sold by the previous owners of Modern Magazines in June 1978. Since that date the overseas editions are autonomous although some material is interchanged between the various editions. Almost

all the Canadian projects, for example, are taken from ETI Australia.

In recent months some confusion has been caused in Australia by advertisements run by ETI (UK) in the UK magazine New Scientist - which has considerable readership in Australia. We have asked the UK edition to ensure that any future advertising is clearly identified as relating to their edition of the magazine.

The UK edition of ETI is not available in Australia - nor ours in the UK - however readers may rest assured that features and/or projects of outstanding interest from the UK edition will be suitably adapted and published here - and vice versa. We are currently looking into the feasibility of adapting the model train controller referred to - but no positive decision to publish it here has been made so far.

Collyn Rivers
Managing Editor
Electronics Today International

Sir

An advert for laser devices in your October '79 issue asserted that laser outputs to 5 milliwatts are "completely safe to the human eye".

That's reasonable for diffused laser radiation, but it's a dangerous claim when left unqualified. The unwary can wrongly apply it to a direct or reflected, highly collimated laser beam, when no such beam at any power level should be deemed safe.

Even the risk of damage to one's photo-sensitive skin from such low-level laser exposure can't yet be assessed as the laser simply hasn't been extant long enough to do so.

Recall that not too many years ago all radio-frequency (RF) energy was considered benign. Yet now we know (or should) that even low-level microwaves can cause capsular cataracts.

As RF nears the frequency of light it begins to assume some of the characteristics of light (as do microwaves). If it demands respect, so also does coherent light itself.

George Lindley
Sydney

You are correct Mr. Lindley, lasers do present a hazard to eyesight.

Courses and careers in electronics

Roberta Kennedy

If you're considering some sort of career in electronics, then you're a candidate to read this article. Here is a guide to the various sorts of courses available for the various 'streams' of possible employment. Also included is some information on what you can do in electronics and the pay levels available.

THE PAST FEW DECADES have seen an increasing dependence on electronics in more and more areas of modern living. Today, electronics is probably the most rapidly expanding field of technology, and its applications are becoming increasingly widespread and complex.

In keeping with this trend, educational institutions have introduced a great number of electronics/electrical courses, so that the prospective student is now faced with a confusing range of possibilities.

As electronic technology becomes more complex, so the need for trained tradesmen, technicians and engineers becomes more pressing. Recent statements from the Institution of Engineers and the Department of Employment and Youth Affairs indicate that the 1980s will see an acute shortage of trained personnel in this field, and this is already reflected in the rising salaries being offered in the private sector.

In view of this increased demand, it is obviously a good time to be enrolling in an electrical/electronics course. The only problem is in deciding, from the many alternatives available, which course is best for the type of work you want to end up doing. This article is an attempt to outline the various types of courses, and to show what they can lead to. Computer courses are an enormous area of education in themselves and will be dealt with in a future article.

Levels of employment

Anyone contemplating a career in electronics should first be aware of the various levels of employment and the associated courses of study required. The following is a broad outline, which may help those who are unsure of the difference between, for example, a technician and a technical officer.

Tradesman

The term 'electrical trades' covers electrical fitters, armature winders, electrical mechanics, meter mechanics, linesmen and auto electricians. In general, these people are involved with the manufacture, installation, maintenance and repair of electrical equipment, either in their own businesses, private industry or government departments and agencies.

In order to become a tradesman you must obtain an apprenticeship, which involves four years service and three years concurrent study in an electrical trades course at technical college.

Electrical trades courses provide theoretical and practical instruction necessary for apprentices in the electrical, electronics, communications and instrumentation industries. This training is supplementary to that gained on the job.

College attendance is normally based on the 'day release' system in which an apprentice spends one day per week at tech. In some trades there is also provision for 'block release' with alternating periods of work and full-time college study. Correspondence tuition is available for those who are unable to attend college.

Some TAFE colleges have a shortened apprenticeship scheme for the electrical trades course which involves 18 weeks full-time study, followed by part-time attendance one day per week until completion. This scheme is open to students under 21 years of age providing they have the required general education standards. A further reduction of apprenticeship is available for students with Year 11 (form 5) qualifications.

Educational requirements for apprenticeship vary from one employer to the next, but it is generally agreed

that the minimum standard would be a pass in maths, science and one other subject at Year 9 (form 3) level. Many employers prefer School Certificate holders, and obviously the better your grades at high school, the better your chances are of obtaining an apprenticeship.

Completion of the apprenticeship school course gains you the Trade Proficiency Certificate, and a further year of part-time study will make you eligible for the Trade Technicians' Certificate.

Pre-apprenticeship courses are available at selected metropolitan and country colleges for one year part-time. Those who obtain an apprenticeship after successful completion of a pre-apprenticeship course can then proceed to Stage III of the appropriate trade course. These courses have a limited intake of students and generally require School Certificate or equivalent. Students must also be under 20 years of age.

Technician

A technician's job may involve repairs and maintenance, installation and servicing of equipment for offices, hospitals and industrial plants, working with engineers on new designs, production supervision etc. Others set up businesses selling and repairing electronic and electrical equipment. The most common areas of employment are in the digital/computer, television and communications industries.

The Technicians' Certificate course is based on the Electronic (or Electrical) Trades course, but technicians are expected to pass subjects at a higher level than that required of apprentices. In addition, a technician may be required to have one year's job experience before receiving his certificate.

Courses for technicians are generally available either full-time (two years) or part-time (four years), with options in the final stages including television receivers, television studios, communications and digital/computer studies.

The Technicians' Certificate can also be achieved through completion of the apprenticeship course plus passes in Year 11 (form 5) maths, science and english and recognised post-apprentice units.


Technical Officer

Technical officers, engineering assistants and design draftsmen are required to complete a two year (full time) or four year (part time) certificate course, in conjunction with a minimum of two year's employment in the industry. Approved courses are the Certificate of Technology (Electrical) or Higher Technicians' Course in Victoria, the Electronics and Communications Certificate (NSW and Qld), the Electronic Technicians' Certificate (SA) and the Diploma of Electronic Engineering (WA), among others. More information on specific courses is given later in the article.

Entry requirements vary from state to state, but generally a pass in maths, science and english at Year 11 level or equivalent is required.

Technical officers, engineering assistants and design draftsmen work as immediate support staff for professional engineers and scientists. They should have a combination of practical skills and theoretical knowledge, in order to communicate effectively with both tradesmen and engineers.

Many State and Commonwealth government departments, as well as private manufacturing and equipment



Practical instruction in electronics at Collingwood Technical College (Vic.)

service/supply organisations employ technical officers in design offices, laboratories, maintenance workshops and in field work. Others find employment in technical sales.

Professional engineer

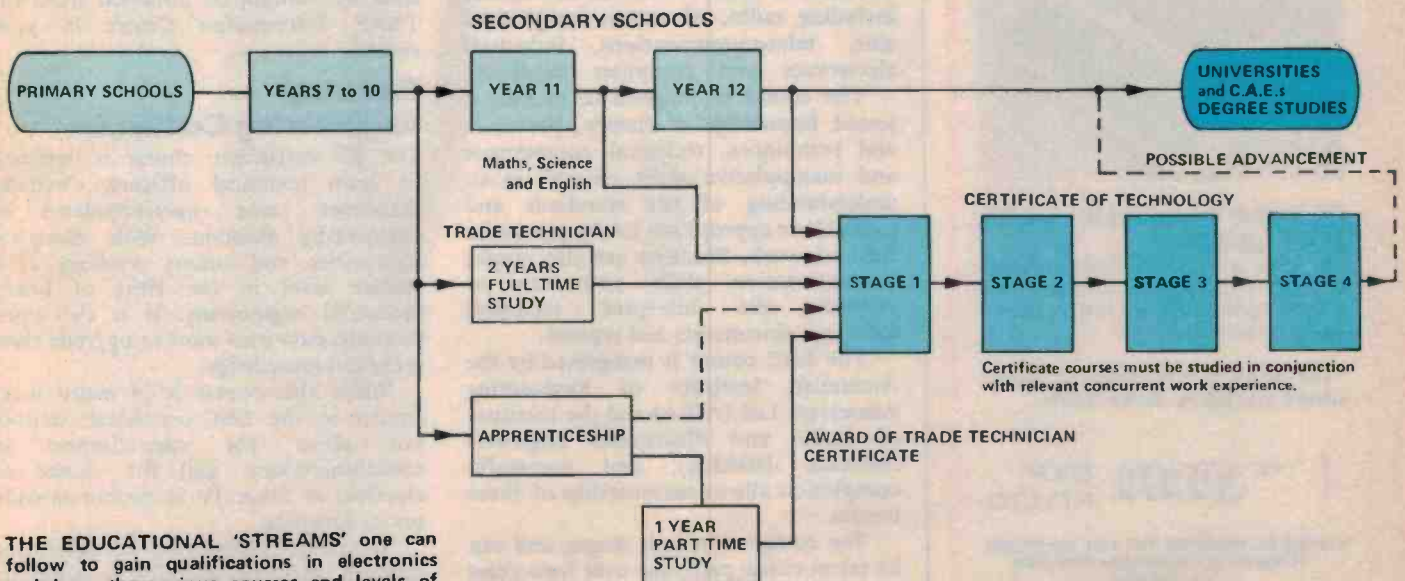
An electronics engineer is someone who has obtained an engineering degree or diploma from a University, Institute of Technology or College of Advanced Education. Admission to these institutions usually requires the HSC with good passes in maths, physics and english.

The basic degree course is four years full-time, with the first two years covering advanced maths and physics and a number of electronics electives

being available in years three and four.

Degree courses provide training in the method and practice of dealing with new designs and solving problems in a whole range of situations. They do not, however, provide a strong technical training, as this is generally presupposed. A good engineer must have a sound technical understanding, but he will have to gain this through his own involvement in designing and building projects, rather from the course itself. On the whole, CAEs and ITs have a heavier industrial/technical slant than universities.

At some universities (e.g. NSW and Sydney) it is possible to do a combined BE/BSc degree, which is five years full-time.



THE EDUCATIONAL 'STREAMS' one can follow to gain qualifications in electronics and how the various courses and levels of study are related. (Although this is from Victoria, it generally applies in most States).

THE LOGIC SHOP PTY. LTD.

DISCOUNT SHOPPING for your professional Microcomputer and terminal requirements.



COMPUCOLOR II

Features: ● up to 32K user RAM ● Eight colour display ● 32 lines of 64 characters ● 5" Mini disk drive ● 40 tracks, 48 TPI



LOW COST LOGIC TLS 900 VIDEO DISPLAY UNIT

Features: ● 24 lines at 80 characters per line ● Transmission rates 75 — 19,200 Bd. ● 96 character ASCII upper and lower case ● 12 inch monitor.



DECwriter® Terminals LA-34, LA-36, LA-180

Features: ● 10 or 30 characters per second ● 132 characters per line ● Type Font: - 9 x 7 dot matrix switch selectable parity.

"The professional computer shop" where you SAVE-SAVE-SAVE

THE LOGIC SHOP PTY. LTD.

212 High St., PRAHRAN, VIC. 3181. Tel: 51-1950.
91 Regent St. Chippendale NSW. 2008
Tel: 699-4910.
Registered Trade Mark of Digital Equipment Corp.

Colleges of Technical and Further Education (TAFEs) provide by far the greatest number of electronics courses available in Australia today, ranging from basic electronics through to the Electronics and Communications Certificate course.

These colleges are widespread throughout the city and country areas — in NSW alone there are some 25 different colleges and techs which provide some form of electronics training — and the number is growing.

There are just too many TAFE colleges in Australia to provide details of all the different electronics courses available, but those described below should provide a basic outline as there are only slight differences between courses the various states.

The School of Electrical Engineering in NSW has its headquarters at North Sydney Technical College. The college offers certificate courses in Electrical Engineering, Electronics and Communication and Power Generation, and post-certificate courses in Electrical Engineering and VHF Techniques.

Certificate courses are available either full-time or part-time, with full-time students receiving around twice as many hours tuition per subject as well as tutorials, which would appear to give them somewhat of an advantage over part-time students.

Electronics and Communications Certificate

Commonly regarded as one of the most useful electronics courses available, the E&C certificate provides training for personnel in paraprofessional positions such as technical officer or engineering assistant in many fields of electronics including radio, television, navigational aids, telecommunications, industrial electronics and computer hardware.

The course is designed to provide a sound knowledge of theory, processes and techniques, technical competence and manipulative skills, as well as an understanding of the standards and regulations appropriate to the particular field of work. Students are also taught communication skills and how to prepare and interpret technical drawings, documents and reports.

The E&C course is recognised by the Australian Institute of Engineering Associates Ltd (AIEA) and the Institute of Radio and Electronics Engineers Australia (IREEA), and successful completion allows membership of these bodies.

The course is in four stages, and can be taken either part-time over four years (around ten hours per week) or full-time over two years with some specialist

subjects being completed in a third year. Stages I and II, and core subjects of Stage III are also available by correspondence, although the relevant practical work has to be completed at the end of each term by full-time attendance for one week at a metropolitan technical college.

The School Certificate is a prerequisite for entry to the certificate course, with passes in English at Year 10 (form 4), maths at Year 9 (form 3) and a standard of science satisfactory to the School. Preliminary or concurrent studies in these subjects are available if required.

Stages I and II of the course (1st and 2nd semesters for full-time students) cover technical communications, maths, physics, engineering materials, electrical technology, electronics and circuit analysis. In addition, full-time students are required to spend three hours weekly on workshop technology, and four hours weekly on the curiously named "life oriented studies", which deals with "the functioning of the human being in the modern industrial environment". Full-time students continue with life oriented studies and electrical engineering practice, in addition to core subjects, in the first semester of Year II.

Stage III introduces a number of electives, enabling students to specialise, and these are expanded in Stage IV to include analogue techniques, communications measurements, communications techniques, data communications, digital computers/software and techniques, radio communications, television and further electronics.

At the time of writing (November '79) the E&C course was under revision. Details of any changes to the course structure should be obtained from the TAFE Information Centre in your capital.

Electrical Engineering Certificate

The EE certificate course is designed to train technical officers, electrical draftsmen, area superintendents or engineering assistants with electrical authorities and others working at a similar level in the field of heavy industrial engineering. It is also open to tradesmen who want to upgrade their technical knowledge.

While this course is in many ways similar to the E&C certificate, it does not allow for specialisation in communications, and the choice of electives in Stage IV is neither as wide nor as versatile.

The course covers general engineering subjects such as technical communications, maths, physics, engineering materials, electrical technology and

How to crack a highly paid job as an electronics technician.



We'll give you excellent training - as good as you'll get anywhere in Australia.

We'll give you free medical, dental and hospital treatment.

We'll provide plenty of good tucker and a comfortable place to stay.

We'll give you substantial leave, and on top of all that, we'll pay you well while you're training.

On your side, you'll give us a period of hard, but interesting and rewarding work. And, when eventually you leave us, you'll find yourself a fully qualified and experienced Electronics Technician. Not a bad thing to be, these days.

So, if electronics is your idea of a great career and you are (at time of entry) approx. 15 to 17 for apprenticeship

and over 17 for an Adult Trainee, join the Navy, Army or Air Force.

Phone us at:

Adelaide 223 2891. Brisbane 226 2626.

Canberra 822 333 Hobart 34 7077.

Melbourne 61 3731. Perth 325 6222.

Sydney 212 1011.

Write to either the Navy, Army or Air Force Electronics Technician Counsellor, GPO Box XYZ in your nearest State Capital City (please

include your date of birth).

**Learn
Electronics
with us.**





Collingwood Technical College

IMPROVE YOUR SKILLS

SPECIAL SHORT COURSES OFFERED 1980

**Amateur Television for the radio amateur.
Slow Scan Television for the radio amateur.**

These two courses are short practical classes catering for those who wish to build either an A.T.V. transmitter, linear and power amplifier or slow scan digital scan-converter with memory. If you do not have the skills or equipment to tackle such a project at home — then these courses are for you.

OTHER SHORT COURSES ARE (5-30 WEEKS)

- 16mm Projector Training
- Basic Television Techniques
- Advanced Television Techniques
- Film and Animation
- Basic Photography
- Script Writing for A.V. Programmes
- Amateur Radio Operators Certificate of Proficiency

- Digital Techniques
- Introduction to Microprocessors
- Hobby Electronics
- Wiring and Assembly Methods
- Advanced Microprocessors
- Advanced Electronics
- Portable Electric Tools — Repair and Rewiring

CERTIFICATE OF TECHNOLOGY COURSES

- Cartography
- Civil Design Drafting
- Electrical
- Electronics
- Mechanical Design Drafting
- Mechanical Engineering
- Structural Design Drafting
- Surveying
- Surveying Drafting

For further information contact Collingwood Technical College,
35 Johnston Street, Collingwood, 3066. Phone (03) 419-6666.



ROYAL MELBOURNE INSTITUTE OF TECHNOLOGY

RMIT TECHNICAL COLLEGE

80-92 VICTORIA STREET CARLTON 3053

COURSES IN ELECTRONICS AND TELECOMMUNICATIONS

RMIT Technical College offers a wide range of courses in the fields of Electronics and Telecommunications. Applications are open now and, for most courses, until 18 January 1980. Early applications are encouraged.

ELECTRONICS TECHNOLOGY DIVISION

Certificate of Technology

The Certificate of Technology is a full certificate course which is the basic requirement for technical officers, engineering assistants and design draftsmen at the engineering associate level.

The following courses are offered:

- Electronics
- Audio Visual Media
- Process Measurement and Control

Entry Requirements Year 11 pass in English, both Mathematics and Physics at a Victorian secondary school, or equivalent qualifications.

Other Courses are conducted by this Division in Continuing and Further Education in Electronics and AV Media.

Further Information about courses and enrolment is available from Electronics Technology Division, 115 Queensberry Street, Carlton. Telephone (03) 347 7611 ext. 347.

TELECOMMUNICATIONS DIVISION

This Division conducts Full-time and Part-time (Day and Evening) courses at Electronics Mechanic and Electronics Technician level in the following areas:

- Communications — CB Radio and Broadcasting
- Digital Electronics — Microprocessors, Computers
- Industrial Electronics — Electronic Control Systems
- Television — Colour TV Servicing, TV Studios

Other Courses offered by this Division include 35mm and 16mm Motion Picture Projection, Post-trade and Post-technician subjects, Advanced Audio, Video Tape Recorders, TV Antennae, Remote Controlled TV, etc.

Further Information is available from Telecommunications Division. Telephone (03) 341 2358.

RMIT
THE DOOR TO
GREATER
OPPORTUNITY
SINCE 1887

circuit analysis, with electronics being introduced in Stage II. A number of electives are available in Stage IV, including transmission, mining legislation and technology, electronic power control, generation, distribution and utilisation, electrical measurements and colliery or mining electrical engineering.

Entry requirements, course duration and correspondence facilities are the same as for the E&C, and the Electrical Engineering certificate is also recognised by the AIEA and IREEA.

This course was also under review in 1979, and details of changes can be obtained from the TAFE Information Centre in your capital city.

Post-certificate courses

Very High Frequency Techniques (one year, nine hours weekly). This course is available to students who have completed the E&C certificate. It aims to provide a specialised knowledge of the techniques required to cope with the problems encountered in electronic communication at very high frequencies. It involves three hours per week each in maths, laboratory and VHF techniques.

The School of Electrical Engineering also conducts several short specialist courses suitable for the technician who wants to acquire specific skills and

knowledge in certain areas related to computers and special electronic devices and techniques. More information on these courses is available from your nearest TAFE Information Centre.

Medical Electronics (one year, three hours per week). This course is conducted by the School of Biological Sciences and at present is available in NSW at Sydney Technical College only. It is designed for those who are employed in a medical field involving the use of electronic equipment and apparatus and who have completed the E&C Certificate course.

- Sydney Technical College is the headquarters of the School of Applied Electricity in NSW. In addition to certificate courses in film and television which are outside the scope of this article, Sydney tech has a number of Trade Courses including Consumer Electronics, Electrical Trades, Radio and Telegraph Mechanics. Their post-trade courses include automotive electronics, industrial electronics, semiconductor electronics, advanced electrical trade drawing and just plain electronics.

A vast number of Special Courses and several Pre-Apprenticeship courses are also available at Sydney Tech. (more details following)

Trade courses

Consumer Electronics is a one-year course involving twenty hours per week (daytime). It provides training in the servicing of consumer electronic equipment such as radios, tape recorders and television sets, in conjunction with on-the-job experience. Five half days per week are spent at tech, and the rest is devoted to concurrent on-the-job practical training.

Entry requirements are the Higher School Certificate and (preferably) a nomination from an electronic industry organisation. Consideration is also given to employer nominations of mature applicants with appropriate industrial experience.

The **Electrical Trades Course** provides training in basic principles and manual skills to complement the industrial experience of electrical trades apprentices and electrical fitter/mechanics.

The diversified course structure and wide range of electives in Stage III are designed to meet the needs of apprentices from a variety of industrial backgrounds.

Students obtain experience with a wide range of procedures and equipment not always available on the job.

The normal attendance pattern is one day per week for three years, but the ▶



ENGINEER (Communications/Electronic)

Opportunities exist for persons aged 21-34 years, who have been Australian citizens for 10 years, and are medically fit to Air Force standards, to be employed as Engineer Officers in the Communications (Electronics) field in today's Air Force.

Applicants must hold a recognised degree or diploma in Communications or Electronic Engineering or have completed courses that enable qualification for corporate membership of a professional chartered technical institution, without further examination in radio engineering.

Successful applicants will undergo specialist and familiarization courses to fit them for employment at any of the R.A.A.F. units throughout Australia or overseas.

Minimum salary on appointment will exceed \$11,800, but could be much higher, depending on qualifications and experience and rising with promotion to \$17,800+ after 8 years.

To find out the full details about communications/electronic engineering in the R.A.A.F., contact the Air Force Careers Officer Monday to Friday at:

Brisbane 226 2626, Sydney 212 1011,
Canberra 82 2333, Melbourne 61 3731,
Adelaide 223 2891, Perth 325 6222,
Hobart 34 7077

or write to GPO Box XYZ
in your State capital city.



AFD99.122.79

Authorised by Director-General Recruiting Dept. Defence.

**BACHELOR
OF
ENGINEERING
COMMUNICATIONS,
AVIONICS, POWER**

Full-time or
part-time studies

This professional engineering course provides studies in mathematics, science, psychology, sociology, politics, management, marketing, electronics, machines, designs, instrumentation and digital technology, with specialisation in:

- **Communications** — Antennas and propagation of radio waves, telephony, television, radar, radio aids to navigation.
- **Avionics** — Basic Aeronautical Knowledge, a theory course covering the private pilot's licence, (flying lessons on the CIT Cessna 150 aircraft is available at considerably reduced fees to obtain the private pilot's licence); airborne instrumentation, navigational aids, air and sea legislation, and so on.
- **Power Engineering** — generation of electricity, transmission and its utilisation in industry, protection of the system and safety of personnel, power electronics in controlling industrial processes, electric drives.

Full details from the Department of Electrical and Electronic Engineering, phone (03) 573-2334.



**Caulfield Institute
of Technology,**
900 Dandenong Rd.,
Caulfield East, Vic. 3145.
Phone (03) 573 2222.

2664

DATASOFT

MICROCOMPUTER SOFTWARE

Proudly present the largest range of software in the world for the **COMMODORE PET.**

"PETSOFT"

Over 160 programs
Including:- Over 40
Business Programs Over
65 Programming Aids &
Tutorial Programs. Over
60 Simulations and
Games Programs.

- **Both cassette and disc based programs available.**
- **No hassle guarantee - If our programs don't load, we will replace free of charge.**
- **Write or phone now for our fabulous free catalogue.**

DATASOFT

139 Guildford Road,
MAYLANDS W.A. 6051.
Tel: (09) 871 7169
**Agents required all
States.**

Re-an PRODUCTS


SR 30
Socket Recess
Cup to fit
hole size
27mm



SR 69
Corner Piece



SR 35E
Grille 142mm
x 36mm



SR38E
Bar Bandle
10½" x 6"



SR 31E
Pocket Handle to fit
hole size 48m x 105mm



SR70E
Castor Cup



SR32 Foot
38mm x 15mm

Phone (02) 560-3488 for free catalogue.

Available from:

HOLDEN WASP INTERNATIONAL

PO Box 532, Marrickville, 2204. 39
Chalder St, Marrickville, NSW. 2204

course is also available by block release and under the shortened apprenticeship scheme.

Post-trade courses

These are designed for tradesmen and apprentices needing retraining or specialisation, and are oriented towards the industrial applications of electronics.

The **Electronics PTC** is a certificate course in which students undertake a total of 216 hours of study. The choice of units includes digital principles and applications, electronic equipment servicing, power control, industrial controls, industrial sound systems and synchro-hardware.

Admission to this course is restricted to those who have already completed Stage I of the Industrial Electronics or Semiconductor Electronics post trade course at Strathfield Technical College. Both these courses involve six hours per week for one year.

Basic Electronics

This is not a certificate course, but comes under the category of Special Courses. It is the most widely available of TAFE electronics courses, being designed to provide a foundation of electronic and electrical principles for tradesmen and others in the industry.

The course involves three hours per week for one year, or six hours per week for 18 weeks.

Electronic (hi-fi) Salesman

This Special Course involves four hours per week for one year and provides an understanding of the physics of sound and of consumer electronic apparatus. It is designed for audio electronics salesmen.


TV and Radio

To work as a technician in the radio or television industries you may need a Broadcast Operators' Certificate of Proficiency or Television Operators' Certificate of Proficiency. These are issued by the Regulatory and Licensing branch of the Department of Post and Telecommunications (Auntie Pat), after passing an examination.

Courses to prepare for this exam are provided at a number of technical colleges (e.g. Box Hill, Sydney Tech) and private institutions. Curriculum details can be obtained from your local P&T branch office.

TAFEs

Box Hill Technical College is a well-established TAFE college offering a wide range of electronics courses at different levels. The Electronic Trades Department offers a pre-vocational course, apprenticeship and post apprenticeship courses, the Trade Technician course and adult education evening courses in electronics.



You could operate television transmission equipment . . .

The Pre-vocational course (one year full-time) is designed to give Year 10 (fourth form) students a general education and the basic vocational skills required for the electronics industry. On completion of the course a student can either become an apprentice or attempt a trade technician or Certificate of Technology course.

Entry to the Apprentice course requires a minimum age of 15 and satisfactory completion of Year 10 (fourth form) high school. Attendance patterns are variable but a minimum total of 960 hours is required. Completion of the full course gains the Certificate of Proficiency.

A wide range of post-apprentice courses and/or subjects are available at Box Hill, with day or evening classes. These include radio receivers (AM and FM), communications and digital electronics. Details of topics and prerequisites can be obtained from the college.

The Technicians Certificate course is available either full-time (two years) or ▶

POSITION VACANT . . .

MODERN MAGAZINES NEEDS A MUSICIAN, A TECHNICIAN, AND A WRITER . . . to fill one position!

SONICS — Australia's first comprehensive magazine of musical electronics — is looking for a dedicated, enthusiastic person to take over as Editor.

The founding editor is migrating to cooler climes, leaving a vacancy for an ex-musician, preferably with experience in recording and/or operating sound systems, who has a background in electronics, a facility with words, and the ability to maintain an interesting publication.

If you can wear all these hats at once, write immediately to: Collyn Rivers, Managing Editor, **SONICS**, Modern Magazines, 15 Boundary St, Rushcutters Bay, NSW 2011.



“HOW TO TURN ELECTRONIC THEORY INTO PRACTICE AND MAKE IT PAY...”

“If you understand and enjoy radio and electronics and want to extend your knowledge and experience, then we at Stott's can help you.

Stott's have home-study courses for complete beginners in Radio theory and basic Electronics through to the standards needed to maintain and service Colour Television.

Anyone who has these skills at their fingertips can make it pay by turning a fascinating hobby into a lucrative part or full time profession.”

A.H. Kelly

Athol H. Kelly B. Com. (Hons.), A.A.S.A., F.C.I.S.
Principal, Stott's Technical Correspondence College



Stotts 

The name to trust in correspondence education.

TECHNICAL CORRESPONDENCE COLLEGE

Melbourne, 159 Flinders Lane, 3000. Tel: 63 6212
Sydney, 383 George Street, 2000. Tel: 29 2445
Brisbane, 290 Adelaide Street, 4000. Tel: 31 1627
Adelaide, 85 Pirie Street, 5000. Tel: 223 3700
Perth, 140 St. Georges Terrace, 6000. Tel: 322 5481
Hobart, 1st Fl. 29 Argyle Street, 7000. Tel: 34 2399
Singapore, P.O. Box 3396, Singapore 1.

Please send me free, and without obligation, full details of the following courses:

(PLEASE PRINT)

MR. MRS. MISS _____ AGE _____

ADDRESS _____

POSTCODE _____

Stott's undertake that no sales counsellor will visit you.

The Stott's range of courses in Electronics is:

Intro. to Electronics
Digital Electronics for Technicians/ Servicemen
Microprocessors
AM Radio Receivers
Radio/TV Servicing
Colour Television
Radio for Amateurs
Amateur and Novice Radio Operators' Certs.
Electrical Mechanics

A full range of Hobby and Business courses also available.

ALA/ST1482/ET180

Bachelor of Communication Engineering at LATROBE UNIVERSITY

- 2-year full-time course.
- Design-project emphasis.
- Up-to-date lecture topics.
- Outstanding graduate placement record.
- Recognised by institution of engineers.

PREREQUISITE: B.Sc. (or equivalent) with Second-year Maths and Physics.

Enquiries to:

Professor D. E. Hooper,
Latrobe University,
Bundoora, Vic. 3083.

SALES MANAGER

A CAREER OPPORTUNITY WITH THE DICK SMITH ELECTRONICS GROUP

WANTED: An ambitious, get up and go, self-motivated sales manager to manage our expanding wholesaling division, DS Distributors. The division, with currently 200 re-sellers, has tremendous growth potential and requires someone who is creative, promotion oriented and a sales achiever.

Applicants should be over 25, have a basic electronics knowledge and previous experience in either retail, wholesale sales management or marketing.

This appointment could lead to future advancement within our group of companies.

Salary negotiable up to \$20,000 p.a.

For further information, contact:

I.E. Bain
General Manager,
Dick Smith Electronics
Cnr Lane Cove & Waterloo Rds,
North Ryde, NSW, 2113.
Telephone (02) 888 3200

part-time. Year 1 is the same as the first stage of the trade course, with maths science and english at Year 11 (form 5). Year 2 offers a choice of electives in television receivers, communications, TV transmission and computers. Subjects available for part-time study in 1980 are pulse circuits, circuit analysis, microprocessor systems and microprocessor applications. One year of work experience is required before being granted the technicians certificate.

The Certificate of Technology (general electronics or computer electronics) is equivalent to the E&C Certificate in NSW. The course is in four stages with subjects in each stage available on a semester or whole year basis. The time required to complete the course depends on the mode of attendance chosen, but two years of full-time equivalent in conjunction with two years of relevant employment is the minimum.

Entry requirements are passes in Year 11 physics, maths and english (minimum) or approved equivalent. Some exemptions in Stage 1 are available for HSC subjects.

Royal Melbourne Institute of Technology (RMIT) has an Electronics Division and a Telecommunications Division, both of which provide electronics training.

The Electronics Technology Division offers a four-stage course in the Certificate of Technology which is the qualification required for Technical Officer gradings. Electives are available to allow specialisation as required, and practical subjects such as electronic construction techniques, machine shop practice and drafting are included.

The Telecommunications Division of RMIT offers a wide range of courses covering most areas of electronics. The Electronics Technician Course can be taken over two years full time, one year full time plus 12 hours per week (part time) for two years, or four years part time (12 hours per week). After completing the basic stages of the course, specialised streams are available in television transmission, computers, television receivers, and communications.

Alternatively, there is the Electronics Mechanics Course for apprentices and non-apprentices, which can be taken as a three year course involving one full day per week or two four-hour evenings per week, or a two-year course requiring two days per week in the first year and one day per week in the second year. The specialised streams in this course are communications, radio and TV receivers, broadcasting, computers and industrial electronics.

The minimum entrance requirement for either course is a pass in maths,



... or work with video testing equipment.

science and english at Year 10 (form 4) level, or equivalent.

RMIT also offers a number of post graduate subjects including advanced audio, video tape recorders, remote controlled television receivers, radar and microprocessors. Other subjects aimed at assisting students in obtaining certificates issued by the Dept. of Post and Telecommunications include broadcast operators, television operators, amateur radio and a general certificate of proficiency.

Newcastle Technical College provides a wide range of electronics training courses at both amateur and trade levels, including post trades television, radio transmission, industrial electronics, basic electronics, two-way radio users course and television studio techniques, in addition to the Electronics Trade Course.

The Electronics Trade Course replaces the older Radio Trades course, and has been broadened to include both analogue and digital techniques. A range of optional subjects in Stage 3 allows specialisation for particular areas of the industry.

Collingwood Technical College has courses at the trade, technician and para-professional levels including Certificates of Technology in Electronics with specialist electives in computer electronics. In addition there are a number of short courses in digital electronics which are suitable for technicians and others who wish to update their knowledge of current technology.

ETI's multi-talented production editor, Roberta Kennedy, concludes next month with coverage of CAEs, Universities and Employment.

STAGE & EFFECTS LIGHTING

ALL YOUR REQUIREMENTS AUSTRALIA WIDE

MONSTER NEW YEAR SALE

SALE

HUGE REDUCTIONS ON MANY LINES —
HELP US CELEBRATE 1980 AND
SAVE BETWEEN 10% & 40%

SPOTLIGHTS

PAR 36 HOTSPOTS — PENCIL
BEAM SPOT
PAR 56 — 300W SEALED BEAM
SPOT/FLOOD
PAR 64 — 1000W SEALED BEAM
SPOT/FLOOD
ROCKBEAM — 1000W BEAMLIGHT
ALTMAN 1000W PROFILE SPOTS
ALTMAN 500W FRESNEL SPOTS

EFFECTS LIGHTING

MIRROBALLS — 16" 18" 22"
MIRROR DOMES
MIRROR WHEELS
SUPER STROBES

RAINBOW STROBE CONTROLLERS
3 CHANNEL AUDIO CHASERS
4 CHANNEL AUDIO CHASERS
ZERO CHASERS
COLOUR ORGANS
BEACONS — QUARTZ HALOGEN
SNAKELIGHTS
SNAKELIGHT CONTROLLERS
EFFECTS PROJECTORS
3" CASSETTES AND DRIVES
6" WHEELS AND DRIVES

STANDS and support systems

T-BAR STANDS
12' WINCHUP STANDS
18' WINCHUP STANDS
TRUSS SECTIONS
HOOKS — CLAMPS — ACCESSORIES

LASERS

1 mW LAB LASERS
2 mW LAB LASERS
1 mW DISCO LASERS
2 mW DISCO LASERS
LASER EXPERIMENTER KITS

MISCELLANEOUS

COLOUR FILTERS
FOG OIL
GAF TAPE
FOG MACHINES
BUBBLE LIQUID
UV TUBES — COLOURED LAMPS
ALL THEATRE AND
PHOTOGRAPHIC LAMPS

And more! Call us now for information.

Nationwide distribution by
**Barratt
Lighting** PTY. LTD.

140 Myrtle St, Chippendale 2008. NSW. Ph (02)
699-7963. Resellers enquiries welcome.

SYDNEY:
Strand Electric
8/11 Barcoo St
East Roseville
(02) 406-6176
Cellix Industries
2/33 College St
Glaesville
(02) 896-2900
WOLLONGONG:
Trilogy Lights & Sound
40 Princes Hwy
Fairly Meadow
(042) 83-1219
NEWCASTLE:
Your Move Lighting
37a Beaumont St
Hamilton
(043) 69-3560

BRISBANE:
Harvey Theatrical
Lighting
21 Crosby Rd
Albion
(07) 262-4622
EDA Sound
10 Ross St
Newstead
(07) 52-8694
GOLD COAST:
Rave Light & Sound
2388 Gold Coast Hwy
Mermaid Beach
(075) 38-3331

MELBOURNE:
Clearlight P/L
17 Alex Ave
Moorabbin
(03) 553-1446
Strand Electric
60 Rosebank Ave
Clayton
(03) 541-8502
Lighting Corporation
131 Brighton Rd
Richmond
(03) 429-5122

ADELAIDE:
Hiwait Lighting
37 Angas St
Adelaide
(08) 212-2033
Psycho Lites
PO Box 291
North Adelaide
(08) 47-1874

PERTH:
Western Strobe Lighting
1142 Hay St
East Perth
(09) 321-9369
Kosmic Sound
1074 Albany Hwy
Bentley
(09) 361-8981
HOBART:
Good Oil Sound
25 Castray Esplanade
Battery Point
(002) 23-5150
Strand Electric
430 Newcastle St
Perth 6000
(09) 328-3933



Jupiter revisited

In our June issue, Brian Dance reported on the Voyager 1 encounter with Jupiter and its moons. In this article he tells us about the Voyager 2 encounter with the Jovian system and further discusses some of the results obtained from these missions.

Europa, one of Jupiter's moons. The complex patterns seem to indicate that the icy surface has fractured, the cracks filling with dark material.

1979 WAS A MAGNIFICENT YEAR for inter-planetary exploration. Early in the year the Pioneer Orbiter spacecraft sent radar images of a huge rift valley hidden beneath the Venusian clouds. Shortly afterwards Voyager 1 sent back excellent images of Jupiter and its satellites; its sister spacecraft, Voyager 2, has now also sent us really first class images from somewhat different viewpoints. Even as I write this in England, Pioneer II is sending us the first ever close up images of the beautiful planet Saturn, its ring system and its moons.


We have now obtained close up views of all of the planets from Venus to Saturn and the scientists are overjoyed by their excellent quality – a truly magnificent achievement in such a short space of time!

Brief history

Exploration of the outer planets commenced with the Pioneer 10 and Pioneer II spacecraft – the first craft to go beyond the asteroid belt. Pioneer 10, launched in March 1972, came within 131 000 km of the cloud tops

of Jupiter in December 1973 and crossed the orbit of Saturn in 1976 and the orbit of Uranus in 1979. It will leave the solar system in 1987, heading in the general direction of the red star Aldebaran in the constellation of Taurus.

Pioneer II, launched in April 1973, sent us much better images of Jupiter from a distance of 42 000 km in December 1974. However, even a casual glance at these Pioneer II photographs immediately indicates that they do not even approach the high resolution ►



The Voyager spacecraft.

photographs returned to Earth by the two larger Voyager spacecraft with their 3.7 metre diameter parabolic antennae and improved equipment.

Voyager 1, launched on 5th September 1977, passed within 348 890 km of Jupiter on 5 March 1979 (see ETI, June 1979) and is now moving towards a Saturn encounter in November 1980. Voyager 2, launched 16 days earlier on 20 August 1977, followed a lower velocity trajectory to a Jupiter encounter on 9 July 1979 at a distance of 643 000 km.

There are intense radiation belts surrounding Jupiter (similar to, but far more intense than the Van Allen belts surrounding the Earth) owing to the magnetic field of Jupiter which is some 20 to 30 times that of the Earth's magnetic field. The semiconductor devices in Voyager 2 suffered less radiation damage than those in Voyager 1, since Voyager 2 did not come so close to the planet.

Voyager 2 is now on its way to a Saturn encounter on 27 August 1981. It seems virtually certain that the controllers of this spacecraft will take the option of sending it for an encounter with Uranus in January 1986 and for an encounter with Neptune in September 1989 unless some unexpected malfunction should occur in the spacecraft. Finally it will leave the solar system roughly in the opposite direction to Voyager 1.

Apart from the encounters themselves, when activity at the ground stations and mission control is at its

maximum, all of the spacecraft continue to return valuable data about the inter-planetary space through which they are passing. Radio communication will eventually be lost with each craft when it is no longer possible to send a command signal which causes the spacecraft antenna reflector to be directed towards the Earth. Unfortunately the inevitable delay in communications becomes greater as one uses spacecraft at ever increasing distances. At the Pioneer II Saturn encounter the delay is some 1 hour 25 minutes, so if one sends a signal to the craft, it will be 2 hours and 50 minutes before any response can be obtained even if the craft immediately transmits the responding signal. In such a time a spacecraft travelling at speeds of perhaps 100 000 km per hour can travel an enormous distance. Mission control expects to know the position of any spacecraft to within about 10 km at all times.

Voyager 2 craft

Some of the principal work of Voyager 2 (like that of Voyager 1) concerned studies of Jupiter's atmosphere, its composition and dynamics (including the Great Red Spot which has fascinated astronomers for many years), magnetospheric effects, the newly discovered rings around the planet and a comparative study of its fascinating satellites. Images were obtained at wavelengths from the infra-red through the visible to the far ultra-violet. In

addition, radio emissions from the planet were studied.

In the period between the arrival of the Voyager 1 and the Voyager 2 spacecraft, the Great Red Spot moved somewhat towards the West and the White Ovals towards the East. Time lapse photography of the Great Red Spot has shown that its surrounding features circle the Spot in a period of some six days at a speed of the order of 400 km per hour. Voyager 2 images showed a white cloud circling the Great Red Spot which was not present in the Voyager 1 images.

It is known that the gas phosphine (a compound of phosphorous and hydrogen) is present in the Jovian atmosphere well below the cloud tops and it seems likely that the Great Red Spot consists partly of red phosphorus produced by the photolytic decomposition of the phosphine by sunlight where the gas has been brought to the top of the clouds. It has been shown that ultra-violet irradiation of phosphine will produce red phosphorus in earth laboratory experiments.

At ultra-violet wavelengths, the Great Red Spot is quite dark whereas the white ovals are bright. The enormous Red Spot is some 21 000 km by 10 000 km in size — somewhat smaller than it was 10 years ago. The atmosphere of the planet is cooler above the Great Red Spot than at other places.

This Great Red Spot was seen over 300 years ago and undergoes a kind of anticyclonic rotation. It is not clear as to whether the Great Red Spot seen by

Cassini in 1664 is the same Red Spot we see nowadays. There are also a number of transient small red spots which interact with both the Great Red Spot and with each other. The Red Spot is a whirling storm.

Jupiter is gaseous and does not have a definite surface (as far as is known) like that of the planets Mercury, Venus, Earth or Mars, but is essentially a ball of hydrogen gas with some helium. It has a diameter about 11 times that of the earth with the relatively short rotation period of about 10 hours. The mean density of Jupiter is only about 1.3 g.cm^{-3} of the Earth. Nevertheless most of the mass of the solar system other than that in the sun is present in Jupiter.

The maximum temperature on Jupiter is believed to be about 260 K (-13°C). It has been known for some time that Jupiter emits twice the amount of heat it receives from the Sun, but the intensity of sunlight is only about 1/25 of that at the Earth. Some scientists believe that the internal heat of Jupiter is "fossil heat" left over after the formation of the planets and is now leaking out from the deep interior. This heat, combined with the high speed of rotation, drives its weather pattern.

The rings

One of the surprising phenomena discovered by Voyager 1 was a ring around the planet somewhat like the rings of Saturn, but barely visible until an image is obtained from near the planet.

The Voyager 2 photographs showed the ring around Jupiter very clearly; it extends from 120 000 km above the clouds right down to them (unlike Saturn's rings which do not extend to the cloud surface). The material of the rings does not seem to be from the planet itself. Uranus also has rings.

Jovian satellites

Jupiter has 13 known moons including the four large ones discovered by Galileo; we still use the names he gave them. The nearest Galilean satellite to Jupiter is Io which has a diameter of 3636 km and orbits at a distance of 5.9 Jupiter radii. Europa is 3066 km diameter and is at 9.4 Jupiter radii, Ganymede 5270 km diameter at 14.99 Jupiter radii and Callisto 4890 km diameter at 26.33 Jupiter radii. The sizes of these four satellites are comparable to that of the Earth's moon (3475 km diameter) and the planet Mercury (4880 km diameter). Jupiter's equatorial diameter is 142 796 km.

Most of the other satellites of Jupiter are believed to be captured asteroids.



Ganymede, Jupiter's largest satellite, photographed from a distance of 1.2 million kilometres. This moon has a thick, icy crust, the markings shown are both internal and external features.

Far more is known about the four large satellites than about any other satellites except our moon and they are rather interesting bodies.

Voyager 1 returned excellent images of Io, Ganymede and Callisto (ETI, June 1979), but its nearest approach to Europa was a distance of 733 760 km. Voyager 2 remained outside the orbit of Europa and also returned good images, although it did not come near to Io.

Io is one of the most fascinating objects in the solar system. It shows the greatest volcanic activity of any object with plumes extending up to 270 km above the surface and eruption velocities of 1 km sec^{-1} . Voyager 1 detected eight volcanic eruptions and Voyager 2 found 7 eruptions on this satellite, whereas it is most unlikely that a passing spacecraft would detect even one volcano on the Earth at any one time. Indeed, Io's volcanic activity is perhaps the most striking discovery of the whole Voyager Jupiter encounter.

Volcanic activity of this order requires a great deal of internal heating. Calculations indicated that the proportion of radioisotopes in the material of this satellite which would be required to maintain such a high internal temperature for volcanic activity over geological time would be very large in such a small body, so this indicates that another internal heating mechanism is present. The intense gravitational field of Jupiter produces tidal heating of Io as Europa and Ganymede produce changes in the distance of Io from the planet. This effect causes variations in the amplitude of large tides formed as Io rotates around Jupiter to which it always presents the same face.

Voyager 2 identified one volcano

on Io which had also been detected by Voyager 1 some months previously, so some volcanoes may well be in a state of continuous eruption. The gases evolved are apparently mainly sulphur and sulphur compounds which condense to fine particles on the cold surface. As the surface of Io is renewed about every ten million years, no craters are seen.

An electrical current of some five million amps flows in a magnetic flux tube linking Io with Jupiter. A toroidal ring of plasma (ionised gas) surrounds Jupiter at a distance of the orbit of Io. Extreme ultra-violet studies have shown that this torus contains sulphur and other ions with an electron temperature of 100 000K. Particles of energy at least 7 MeV are trapped inside the torus. These effects are produced by the relative motion of Io and the Jovian magnetosphere. A power dissipation of the order of a million megawatts is implied in this system.

Europa

Voyager 2 came nearer to Europa than Voyager 1 and produced images with eight times better resolution. The surface of Europa contains few features suggesting major impacts and rays from craters are absent (unlike the Ganymede and Callisto surfaces). Tidal heating in Europa has been estimated as being about ten times less than that in Io, but Europa may show internal activity. It has been estimated that as much as 20% of Europa is water and it may be covered with a 100 km thick shell of water-ice. Europa has a very smooth surface with few cracks which can only be explained by ice flow, since gravity is ten times weaker than on Io.

Ganymede is the largest satellite of ►

If you're really serious about finding GOLD...

These books tell all!



METAL DETECTING IN AUSTRALIA

You too can join the ranks of the rich – just go out and dig up some gold! This book tells you how, when, where and why. It is invaluable for the serious treasure seeker. Cat B-4520

\$4.50

THE AUSTRALIAN GOLDFINDER

Just released – this up-to-the-minute reference book shows you the latest way to make a fortune – electronically with a metal detector. How to use them, what to look for, even checking for 'fools gold'. Take it with you on your next trip! Cat B-4525



\$1.95

WHERE TO BUY YOUR DETECTOR:

Sumner Electronics 95 Mitchell St Bendigo, Vic.
Peter Brown, 9 Doveton St Nth, Ballarat, Vic.
Stevens Electronics, 42 Victoria St Mackay, Qld
Ascom Electronics, 66 Hartley St, Alice Springs, NT.
W D Leslie, 375 Raymond St, Sale, Vic.
Elektron 2000, 144 Brown Rd, Broadmeadow, Newcastle.
Hitel Hi Fi, 145 Queen St, St Marys NSW.
Altronics, 105 Stirling St, Perth, WA
Tropical TV, 249 Fulham Rd, Vincent, Qld.
Tableland Radio Service, 47 Tolga Rd, Atherton, Qld.
Nambour Electronics, Shop 4, Lowan House, Ann St, Nambour, Qld.
Hutchessons Communications, 5 Elizabeth St, Mt Gambler, SA.

AND OF COURSE FROM:

IS THIS THE ULTIMATE?

THE DICK SMITH/D TEX SCANNER 1

GOLD FINDER

There are a lot of detectors around, but none can match the Scanner 1 Goldfinder. Check the features out – and then the price. It is far and away the best value metal detector in Australia today!

- ★ TWIN SEARCH COILS
- ★ GROUND REJECTION
- ★ DUAL MODE FULL RANGE DISCRIMINATION
- ★ ADJUSTABLE SENSITIVITY
- ★ MADE IN USA EXCLUSIVELY FOR DICK!



ONLY **\$480.00**

Cat X-1075



Terms available to approved applicants – or use your Bankcard!

HUGE PRICE/TECHNOLOGY BREAKTHROUGH!

TRACKER T-R

Most metal detectors can't tell treasure from rubbish. This one can, as the discriminator microprocessor can compare ferrous and non-ferrous metals. Other discriminator type detectors sell on the Australian market for \$300 to \$480.00 – look at this one!

ONLY **\$125.00**

This system uses a microprocessor circuit which replaces all the conventional complicated knobs – so it is very simple to use. It is NOT a 'toy' type detector with a BFO circuit: it is a true T-R (transmit-recv) type with highly sophisticated circuitry.

YES! A FULL TRANSMIT/RECEIVE FOR LESS THAN \$300.00!!!!



Cat X-1065

DICK SMITH ELECTRONICS

NSW 125 York Street,
147 Hume Highway,
162 Pacific Highway,
30 Grose Street,

SYDNEY Phone 290 3377
CHULLORA Phone 642 8922
GDRE HILL Phone 439 5311
PARRAMATTA Phone 683 1133

ACT 96-98 Gladstone Street,
VIC 399 Lonedale Street,
656 Bridge Road,
QLD 166 Logan Road,
SA 203 Wright Street,
WA 414 William Street,

FYSHWICK Phone 80 4944
MELBOURNE Phone 67 9834
RICHMOND Phone 428 1614
BURANDA Phone 391 6233
ADELAIDE Phone 212 1982
PERTH Phone 328 6944

263 Keira Street, **WOLLONGONG** Phone 28 3800


EXCEPT WHERE NOTED. ALL ITEMS SHOWN IN STOCK AT PRICES GIVEN AT TIME OF GOING TO PRESS.

MAIL ORDER CENTRE: PO Box 321, NORTH RYDE NSW 2113. Ph 888 3200. PACK & POST EXTRA.

bankcard
welcome here

SHOPS OPEN 9AM to 5.30PM
(Saturday: 9am till 12 noon)
BRISBANE: Half hour earlier.
 ANY TERMS OFFERED ARE TO
 APPROVED APPLICANTS ONLY
 RE-SELLERS OF DICK SMITH
 PRODUCTS IN MOST AREAS OF AUSTRALIA.





A composite photograph taken from deep in Jupiter's shadow showing the thin ring of particles discovered by Voyager 1. The ring is unusually bright owing to forward scattering of light and a brilliant halo is formed around the planet by its atmosphere.

Jupiter which has a surface containing light and dark regions which indicate past earthquakes (or rather, "Ganymedequakes"). Voyager 2 provided high resolution coverage of both the hemispheres of Ganymede and Callisto which were not observed during the Voyager 1 encounter. The densities of both satellites indicate a high percentage of water.

It is interesting to note that the density of the satellites decreases as one moves out from the centre of the system. The values are Io: 3.53, Europa: 3.03, Ganymede: 1.93 and Callisto: 1.79 g.cm⁻³. This may be compared with the decreasing densities of the planets as one moves out from the sun through the solar system.

Radio astronomy

Jupiter is the most intense source of radio noise reaching the Earth except for the sun. Its radio signals were detected in the 1950s, indicating that Jupiter had a strong magnetic field, but the detailed mechanisms by which the radio emissions were generated were unknown. The Voyager craft therefore carried low frequency radio receivers so that the radio emissions could be examined as the craft approached the system.

The receivers are superhet types which step in frequency in two bands. The high frequency band extends from 1.2 MHz to 40.5 MHz and the low frequency band covers 1.2 kHz to 1.3 MHz, the IF bandwidths being 200 kHz and 1 kHz respectively. Each step alternates between left and right hand polarisation. In the high frequency band arcs of noise were found to be present on a frequency-time plot which had not been observed from Earth owing to the interfering signals present in the region below 20-25 MHz.

A few months before the encounter date a new type of radio emission was detected from Jupiter (normally in the kilometric band) which often persisted

for over an hour over bandwidths of a few hundred kilohertz. These storm-like noises were found mainly in the region of 200° longitude and will be examined for possible correlation with Jovian lightning; they do not seem to be related to the position of Io. The plasma torus is a likely source of these emissions.

Telecommunications

The outstanding success of the Voyager missions has been made possible only by the availability of the highly developed US Deep Space Network (discussed in detail in ETI, July 1978). The Voyager craft transmitted with power levels between 10 W and 30 W producing a signal level at the Earth of some 10⁻¹⁸ W.m⁻², yet its signals were reliably received at almost all times.

Naturally, there were some occasions when the system did not work quite as well as expected (such as when some photographs were lost due to rain near the Canberra receiving station causing communications problems), but the performance generally exceeded expectations. There has been a steady improvement in the working of the Deep Space Network over the past 15 years. The present system is said to be about 150 000 times better than that used in the 1965 Mariner mission to Mars as regards communications facilities.

This improvement is partly due to better spacecraft design. The Voyager craft returned images at a maximum rate of one image in 48 seconds, each picture consisting of 800 x 800 picture elements (or 'pixels'), an eight bit binary number indicating the intensity level of the picture at each point. Each craft returned nearly 20 000 images from the region of Jupiter. The maximum data rate for imaging was about 107 000 bits per second, whilst non-imaging science required data rates of up to 3560 bits per second, engineering data only 40 bits per second. Much lower data rates were used when the craft were well away from Jupiter.

As the craft approached Jupiter, a point was reached about 12 days before the time of closest approach when it was no longer possible for the imaging systems to produce an image of the complete planet. The imaging cameras therefore had to be targeted at specific points on the planet or its moons. Decisions as to which region was to be examined at any moment had to be made 30 days earlier so that the required command signals were in the memory. This required some very careful forecasting of the Jovian weather and an allowance for a longitudinal drift varying from -3° to +10° per day, but most features were seen at the time desired. (This makes one wish our weather forecasters could produce equally good Earth forecasts!)

The 64 metre antennae of the Deep Space Network are able to coherently track signals as weak as 4 x 10⁻²¹ W (0.004 attowatt) which is said to be about 100 million times more sensitive than a domestic television receiver. After amplification by a low temperature maser, the signals from the Voyager craft are fed to a phase locked loop circuit which can track the frequency of the signal in the presence of noise. If the Earth antenna is mis-directed by only 0.02°, half of the power of an incoming X band signal can be lost. After detection, a phase locked loop circuit is again used to track the sub-carrier containing the telemetry data. The data is then processed by computer.

Performance

Much more detailed information on Jupiter encounters appeared in the *Journal Science* (available as a reprinted book from American Association for the Advancement of Science, 1515 Massachusetts Avenue, NW, Washington, DC 20005).

The Voyager missions have offered us the opportunity of sending spacecraft not only to Jupiter, but also to Saturn, Uranus and Neptune in what is known as "The Grand Tour".

This has been possible only because of the particular alignment of the planets about this time and this alignment occurs about once in 169 years. Therefore it was an opportunity we could not afford to miss, since the cost of sending separate spacecraft to each planet is very large. Think of the two Voyager craft as you look towards Jupiter or Saturn on a starry night!

The author wishes to thank Don Bane, Public Information Office, The Jet Propulsion Laboratory, California Institute of Technology for the excellent photographs and detailed information about the Voyager 1 and 2 missions. ●

ELLISTRONICS

289 LATROBE ST. MELBOURNE, 3000
PHONE (03) 602-3282, 602-3836

AIM 65 BY ROCKWELL INTERNATIONAL

PROVEN R6500 MICROCOMPUTER SYSTEM DEVICES


- Reliable, high performance NMOS technology . . .
- ★ R6502 Central Processing Unit (CPU), operating at 1 MHx. Has 65K address capability, 13 addressing modes and true Index capability. Simple but powerful 56 instructions.
- ★ Read/Write Memory, using R2114 Static RAM devices. Available in 1K byte and 4K byte versions.
- ★ 8K Monitor Program Memory, using R2332 Static ROM devices. Has sockets to accept additional 2332 ROM or 2532 PROM devices, to expand on-board Program memory up to 20K bytes.
- ★ R6532 RAM-Input/Output-Timer (RIOT) combination device. Multipurpose circuit for AIM 65 Monitor functions.
- ★ Two R6522 Versatile Interface Adpater (VIA) devices, which support AIM 65 and user functions. Each VIA has two parallel and one serial 8-bit, bidirectional I/O ports, two 2-bit peripheral handshake control lines and two fully-programmable 16-bit interval timer/event counters.

BUILT-IN EXPANSION CAPABILITY

- ★ 44-Pin Application Connector for peripheral add-ons
- ★ 44-Pin Expansion Connector has full system bus
- ★ Both connectors are KIM-1 compatible

TTY AND AUDIO CASSETTE INTERFACES

- Standard interface to low-cost peripherals . . .
- ★ 20 ma. current loop TTY interface
- ★ Interface for two audio cassette recorders
- Two audio cassette formats: ASCII KIM-1 compatible and binary, blocked file assembler compatible




AIM 65 is fully assembled, tested and warranted. With the addition of a low cost, readily available power supply, it's ready to start working for you. AT ONLY \$425 PLUS 15% SALES TAX

SUPER SPECIALS

	TRADE	INC TAX
2708 E. PROM	8.50	9.75
2114 45ONS.	4.95	5.70
2114 8 for.	38.00	43.70
2114 32 for.	144.00	165.60
2102 45ONS.	1.05	1.25
MJE 305560	.77
MJE 295560	.77
LM555 timer20	.26
LM741 op amp.16	.19
BC547-BC548-BC54909	.12
BC557-BC558-BC55909	.12
Red Leds.10	.12
Green or yellow Leds.20	.23

SYM-1, 6502-BASED MICROCOMPUTER


- ★ FULLY-ASSEMBLED AND COMPLETELY INTEGRATED SYSTEM that's ready-to-use
- ★ ALL LSI IC'S ARE IN SOCKETS
- ★ 28 DOUBLE-FUNCTION KEYPAD INCLUDING UP TO 24 "SPECIAL" FUNCTIONS
- ★ EASY-TO-VIEW 6-DIGIT HEX LED DISPLAY
- ★ KIM-1* HARDWARE COMPATIBILITY
- The powerful 6502 8-Bit MICROPROCESSOR whose advanced architectural features have made it one of the largest selling "micros" on the market today
- ★ THREE ON-BOARD PROGRAMMABLE INTERVAL TIMERS available to the user, expandable to five on-board
- ★ 4K BYTE ROM RESIDENT MONITOR and Operating Programs
- ★ Single 5 Volt power supply is all that is required
- ★ 1K BYTES of 2114 STATIC RAM onboard with sockets provided for immediate expansion to 4K bytes onboard, with total memory expansion to 65, 536 bytes
- ★ USER PROM/ROM: The system is equipped with 3 PROM/ROM expansion sockets for 2316/2332 ROMs or 2716 EPROMs
- ★ ENHANCED SOFTWARE with simplified user interface
- ★ STANDARD INTERFACES INCLUDE:
 - Audio Cassette Recorder Interface with Remote Control (Two modes: 135 Baud KIM-1* compatible, Hi-Speed 1500 Baud)
 - Full duplex 20mA Teletype Interface
 - System Expansion Bus Interface
 - TV Controller Board Interface
 - CRT Compatible Interface (RS-232)
- ★ APPLICATION PORT: 15 Bi-directional TTL Lines for user applications with expansion capability for added lines.
- ★ EXPANSION PORT FOR ADD-ON MODULES (51 I/O Lines included in the basic system)
- ★ SEPARATE POWER SUPPLY connector for easy disconnect of the d-c power.



ITO MODEL
8300
\$825 PLUS 15%
SALES TAX

This 80-column printer provides quiet operation, making it suitable for use in offices, classrooms and homes. Specifications include 125 cps, 60 lines per minute, paper loading from bottom or rear and Centronics-compatible, parallel interface.

A bidirectional, dot matrix impact printer with a print head designed for 100 percent duty operation, assuring a print life that exceeds 100 million characters. The precision sprocket-feed mechanism permits printing forms from 4½ to 9½ inches wide. A 96 ASCII character set prints in upper and lowercase with the added capability of producing double-width fonts in boldface. The vertical format unit provides preprogrammed/programmable tab positions, top of form and bottom of form for complete formatting capabilities.



SYM I \$195.00 PLUS 15% SALES TAX
MINIMUM PACK AND POSTAGE \$3 HEAVY ITEMS COMET
FREIGHT FORWARD
SEND 40¢ STAMP FOR CATALOGUE

IMMEDIATE DELIVERY AVAILABLE ON TRS-80 MICRO-COMPUTER SYSTEMS!

From
\$699
4K Level 1

Illustrated below, the TRS-80 4K Level I microcomputer, a complete system ready to plug in and use;

•30.4cm video monitor, •Keyboard with numeric keypad facility •Cassette Recorder, •"Plain Talk" 232 page manual •Plus a 2 game cassette just for fun!

Finished in rugged, handsome, silver, black and grey cabinetry.



Discover the famous TRS-80 micro-computer on operational display at Tandy Stores the length and breadth of Australia! Over 100,000 sold worldwide and backed by service that only Tandy can offer; a

network of over 200 stores Australia-wide. Activate that New Year's resolution now — join the computer world today. The TRS-80, for business, education or just for fun!

TANDY
ELECTRONICS

Available at all Tandy Stores, Tandy Computer Stores and Participating Dealers around Australia or Mail Order Department, P.O. Box 229, Rydalmere, N.S.W. 2116

Small computers market guide

Now that the initial flush of activity has subsided and the local and international industries have sorted themselves out appropriate niches in the market place, it seems about the right time to present a guide to the "plug-in-and-go" systems being offered here.

SINCE WE PUBLISHED our very popular Personal Computing special feature in June last year, we have had a gradually increasing number of enquiries from readers, and from people referred to us by readers, about "plug-in-and-go" type small computers. While it seems that many readers with a hobby interest in computing are hardware or hardware/software oriented, it seems there are many others out there who are looking towards small computers or 'home'

ALTOS, SERIES 8000:

The US-based Altos Computer Systems Company offers a range of professional-grade systems generally aimed at business and scientific applications.

Their basic machine is the ACS 8000 which comes complete with 32K of RAM, and two 210 mm floppy disk drives. Terminals have to be acquired as an extra item and Altos have a range of various models to suit. The system is supported by a powerful software package which includes extended business BASIC, CBASIC2, PASCAL, COBOL, a FORTRAN IV compiler, a macro-assembler and CP/M disk operating system to boot. You can start looking for around \$5000.

The Altos range, and peripherals, is distributed here by the Dindima Group, P.O. Box 106, Vermont Vic 3133; (03) 873-4455.

APPLE:

From the Apple Computer Company in California — the basic machine has been upgraded from time to time since its introduction a few years ago, the latest being designated the Apple II Plus.

The basic machine is a flat package, a little larger than a desk typewriter in width, incorporating a 53-key standard ASCII keyboard. It includes an output connection so that you may plug the unit into a standard TV receiver to serve as a VDU, or for a standard video monitor. Interestingly, it comes with colour video circuitry so that colour graphics may be displayed — a feature now being incorporated on many of the newer machines. There is a built-in loud-speaker for audio 'prompts' and signals and eight slots to accept various hardware expansion options. These include additional RAM allowing expansion to 48K, single or multiple floppy disk drives, serial and parallel interface cards for various high-speed printers, and there's also a special graphics input tablet and a voice recognition module.

This latest Apple includes 16K of RAM as well as a 10K Applesoft Extended Basic interpreter (resident in ROM) and a 2K monitor program. Additionally, you can get a

computers of the plug-in-and-go variety to solve particular problems. Looking at it another way, it seems from the general trend of enquiries over the past six months that there are many people looking at small computers as a tool — a means of assisting a particular job or task.

As a means of assisting these people, this market guide presents details of the ready-to-go machines currently being offered in Australia.

plug in card with UCSD PASCAL interpreter in ROM to run programs in PASCAL.

Software for educational, business and professional applications is available.

You can start looking at the basic Apple for around \$1600, plus TV or video monitor (black & white or colour, depending on your application) and other peripherals. You can even get joysticks for games!

The Apple and accessories are marketed by Computerland Australia Pty Ltd, head office is at 55 Clarence St, Sydney 2000; (02) 29-3753



COMMODORE, PET & CBM:

Commodore's PET is your archetypal plug-in-and-go machine. Commodore Business Machines, another US-based company, produce two rather similar-looking machines. Their PET is the 'down market' model — a 'home' or hobby computer (but considerably more than an expensive 'toy'), but a formidable machine nonetheless.

The basic PET comes complete with in-built monochrome monitor with a 230 mm screen, and a cassette tape deck. The somewhat unorthodox keyboard, with its tiny, calculator-like keys, contains 73 keys laid out a little differently to a typewriter. You get used to it though, so we are told.

In browsing around the market, it is a wise idea to keep your application(s) foremost in your mind — and your priorities. Is speed or large-capacity storage a prime requirement? Do you need more than one terminal? What sort of software is applicable to your task? In general, you will find suppliers quite helpful with advice. A succeeding article in this issue covers the area of peripherals — printers, floppy disks, memory expansion etc.

On-board software includes a fairly powerful BASIC interpreter (8K) in ROM and 6K of monitor program. There's 8K of RAM for you to use, which can be expanded by a further 40K with an extra expansion kit.

There's plenty of software around for the little PET, ranging from cerebral games to hard-nosed business. The 8K PET is available for around \$1500.

The CBM 2001 SERIES is Commodore's 'up-market' machine designed principally for business and other professional uses. It looks much the same as the PET, but has a conventional keyboard, with additional operating keys. It comes with either 16K or 32K of RAM and 14K ROM (operating system in residence), 8K+ BASIC interpreter, 4K operating system and 1K machine language monitor. The in-built 230 mm monochrome VDU is the same as the PET's. The keyboard can be obtained in two versions — number pad or business.

The input/output is through a IEEE-488 bus for instrument interface or multiple intelligent peripherals, according to Commodore.

Peripherals available include a dual-drive 210 mm floppy disk pack (model 2040) and a tractor-feed printer (model 2022). There is also a friction-feed printer, model 2023.

The 16K CBM will set you back about \$1800, about \$2200 for the 32K version. The floppy disk pack costs around \$1700 while the tractor-feed printer is priced around \$1800. The friction-feed printer is a little cheaper at around \$1500.

Hanimex handle the Commodores. Their head office is at 108 Old Pittwater Rd, Brookvale, NSW.

COMPUCOLOUR II:

Called "The Renaissance Machine" in the advertising blurb, this machine is unique in that it includes a mini-floppy disk drive ('diskette') for data and high-speed program storage along with a 300 mm colour video monitor.

The Compucolour is a stand-alone machine. It incorporates 32K of user RAM, 16K BASIC interpreter and a monitor in ROM, CRT control software and a file

management system. Video software includes bar graph drawing capability and the VDU is a 32 line/64 character type — fairly standard, with double height/double width capability. You can get eight foreground and eight background colours on the display. For peripherals an RS232 port and bus expansion are provided as standard.

The Compucolour II 'Sof-Disk' library of mini-floppy includes a sampler disk as a 'demonstrator', six games, income tax, assembler (8080), text editor, personal-data base and four statistics disks.

The basic Compucolour comes with quite a simple instruction manual, aimed at the raw beginner, for around \$1900 from Anderson Digital Equipment Pty Ltd, P.O. Box 322, Mount Waverley, Vic; (03) 553-2077 or P.O. Box 294, Ryde NSW; (02) 808-1444.

CENTURY:

Century systems are very new to the Australian market, there are three systems being offered: the C100, C200 and C300 ranging in price from about \$5000 to \$15 000.

The C100 comes with 78-key keyboard, 48K of RAM, two floppies with 143K capacity each, one RS232 port, one parallel printer port, an S-100 edge connector, a printer and a VDU. All for \$4950.

The C200 is similar but has 64K of RAM, two 315K floppies, four RS232 ports and two parallel ports plus hard disk capability and multi-user/multi-tasking; from \$5400.

The C300 is a multi-processor machine (with seven micros!), 104K of RAM expandable to 1M, direct memory access, 1M of floppy disk capacity, four RS232 ports and it will interface with up to 24 VDUs. There is also hard disk facility with up to 600M of memory available plus multi-user/multi-tasking facility. That's the top of the line — \$14 500.

The following business software is available: debtors, creditors, general ledger, stock control, invoicing and word processing.

Century computers are sold here by the Abacus Computer Store, 512 Bridge Rd, Richmond 3121 Vic; (03) 429-5844.

EXIDY SORCERER:

Another machine out of California, by Exidy Inc., the basic machine has an in-built keyboard (standard ASCII) that includes a numeric keypad as well (total of 79 keys if you want to count them). A video monitor must be obtained separately, or you can hook it up to a modified TV set. You can connect one or two cassette recorders for program and data storage and there are parallel and serial ports for various peripherals (printers, disks etc).

The basic machine comes in two versions: with either 8K or 16K of user RAM. It has a 4K monitor program in ROM and is supplied with a 4K "ROM PAC" that plugs into the side of the case. This contains a standard 8K BASIC interpreter. You can also get other ROM PACs with a word processor program and one with an assembly language development package. One thing not generally available is a user-programmable EPROM PAC.

Although software was initially rather limited, the situation is gradually improving.

A 'bare bones' Sorcerer will deplete your bank balance by about \$1100 for the 8K version, \$1250 for the 16K. Video monitor and cassette tape decks extra.

Peripherals are available to go with the machine, the usual disk drives (including a quad-density dual), printers and an S-100 Bus expansion unit.

You can check out the Sorcerer's magic at Dick Smith stores.

MICROCON:

This machine is somewhat out on a limb. Basically, it's a microprocessor-based 'universal' controller. Its main function in life is to run, or control, some piece of equipment or operation (or several!), carrying out a predetermined sequence of events. It also has great potential as a learning aid.

The basic idea behind it is that there are a great many applications where one does not require the full power of a fast MPU. A machine with a full ASCII keyboard, VDU and etc would be cracking the acorn with a sledgehammer — so to speak. That's where the MicroCon comes in.

It is available in several versions, from a single board and panel to a plug-in-power-and-attachment stand-alone machine.

The front panel consists of a keypad and a four-digit, seven-segment display. It has a number of input/output ports which attach to external equipment to provide data in and control signals out. There are eight in all (8 in, 8 out), each being TTL-level compatible.

Once you have a working program you can have a PROM blown and inserted into a socket provided on the board, thus getting a 'resident' program 'dedicating' the system to a particular task.



The system as it comes includes 1K of PROM, 1K of RAM (of which ½K is available to the user, but there are two sockets to take 2114 RAM chips which are also user-accessible, bringing the system up to 1½K). Sufficient decoding is provided for the I/O ports, the keyboard and display plus the expansion port on the back of the board.

A range of 'expansion' peripherals are available, including 16-bit input and output, analogue/digital converters, serial I/O with RS232C etc.

The basic machine is the MC1, it sells for \$200 tax paid. Other bits extra, but inexpensive. It comes complete with a very comprehensive, easy to use manual. We reviewed the machine in July, last year.

The MicroCon is made in Australia by MicroPro Design Pty Ltd, P.O. Box 153, North Sydney NSW 2060; (02) 438-1220.

OHIO, CHALLENGER SERIES:

Ohio Scientific Corporation make and market a range of machines pitched from the hobby level right up to the 'minis'.

The Challenger 1P has an ASCII keyboard, video interface (you provide the monitor), 4K of RAM and an 8K BASIC interpreter in ROM. That lot goes for around \$500.

If you want to get into the big stuff, there's the Challenger III which comes with the usual keyboard plus dual 210 mm hard disks (that's about 70-odd megabytes of memory!) and RAM up to 48K bytes. The usual range of peripherals are also available (floppies, printers etc) and a wide range of powerful software applications.

There's obviously not enough space to

go through the whole range here, but Ohio's latest, the C8P DF (see Sept. '79, p. 95.) comes with twin 210 mm floppies, has a 'mainframe' architecture (you can slot in some further boards for special applications) and includes 'home' peripherals that can look after details of running your house — so they say.

Prices for the Ohio series of machines range from \$500 all the way up to \$15 000 or so.

Ohio Scientific is represented in Australia by Systems Automation, 26 Clarke St, Crows Nest NSW 2065; (02) 439-6477.

PECOS:

The PeCos I is a stand-alone unit that includes a 230 mm monochrome VDU, two cassette decks and a 60-key keyboard. It comes with 16K of user RAM and a 24K PeCos interpreter (it uses its own language — derived from JOSS by the Rand Corporation, if that means anything to you).

The VDU displays 40 characters per line (it has upper and lower case) and fits 16 lines total on the screen.

Curiously, as it uses cassettes for program and data storage, it can address up to four cassette decks (including the two on the machine).

The PeCos I sells for around \$1700. Available from Calculator Supermarket, 261 Elizabeth St, Melbourne Vic; (03) 67-7412.

SORD:

One of the few Japanese-produced systems on the market, the Sord M100 ACE-1 is much like run-of-the-mill machines, with a 76-key ASCII keyboard, cassette recorder and a 300 mm monochrome monitor. It has a single floppy disk drive, RS232C serial I/O and a parallel I/O port. Included for the games enthusiasts (it's marketed as a home computer) is an analogue converter and joystick and a two-octave music generator, including a speaker.

In the memory department, the Sord comes with 48K of user RAM and it has provision for 6K plug-in ROM packs. Language-wise it runs a powerful Level IV BASIC interpreter, loaded from disk, plus a handy FORTRAN-IV compiler and relocatable assembler on disk.

Applications software is predominantly business, and games and fairly limited, although this situation is likely to improve.

The ACE-1 basic system is priced well under \$3000 and you can obtain more information from Mitsui and Co. Ltd, 140 William St, Melbourne Vic 3000.

SWTPC:

Cryptically known as "sweatpack" systems, there are a variety of machines put out by the Southwest Technical Products Corporation, ranging from hobby-type to professional level systems. For a plug-in-and-go machine, Southwest have the SWTPC/09 (6809), a system that teams together their basic twin-processor computer with a model CT-84 intelligent terminal (ASCII keyboard and 230 mm monochrome VDU with logic) and a model PR-80 bidirectional 80 column printer. This system has 56K of RAM and a disk system can be teamed with it to get a further 384K of memory. The basic system, 6809 plus CT-84 terminal, costs around \$2500.

For something larger, the S/09 has 128K of RAM, dual 210 mm floppies, a 16 megabyte (!) hard disk and three terminals — for about \$12 000.

Printers available for the SWTPC range from just under \$1000 to \$2500.

The Imagination Machine



APF APF APF APF

IM-1 Your Life Will Never Be The Same — Two great achievements — a powerful state-of-the-art personal computer and a thrilling home entertainment center in one single package

- User-programmable in BASIC
- With loads of pre-programmed software for educational entertainment and home and personal management
- Features — 9K RAM, 10K ROM
- 53 key typewriter-style

- keyboard • 32 characters x 16 line screen format • Alpha numerics in 3 color modes with up to 8 colors • Built-in sound synthesizer with a range of 3 octaves including flats and sharps
- Six function built-in cassette tape deck • 2 game-style hand-held controllers • Unique shift key for "BASIC keywords"
- Expandable for floppy disk, printers and more.

\$995 inc. colour monitor. Tax paid.

CALCULATOR SUPERMARKET 435 BOURKE ST. MELBOURNE
PHONE (03) 67-6412

Radio Parts Group, 562 Spencer St, Nth Melbourne. 329-7888, 1103 Dandenong Rd, East Malvern. 211-8122

SWTPC systems are distributed here by Paris Radio Electronics (trading as SWTP Australia) P.O. Box 380, Darlinghurst NSW 2010; (02) 31-3273. In Victoria, contact GFS Electronic Imports, 15 McKeon Rd, Mitcham Vic 3132; (02) 873-3939.

Software is available, varying from business to hobby, including some amateur radio applications.

SYSTEM 80:

Few machines have been engineered to directly compete with another, but this one jumps on the TRS-80 (by Tandy) bandwagon to take advantage of the extensive software available for that machine.

Made in Hong Kong, for the ubiquitous Dic Smith Electronics, its major feature is compatibility with the TRS-80's Level II software. The basic machine has 4K of user RAM which may be expanded internally to 16K, a 12K Level II BASIC interpreter in ROM (and a monitor program, too) and a cassette recorder. The 'bare box' has a 51-key ASCII keyboard and is provided with both a direct video output and a modulator so that it can be plugged directly into a TV set. It has two video display formats, like the Level II Tandy, of 64 characters to 16 lines or 32 double-width characters (for better readability).

You can connect a second cassette recorder and a 48-pin expansion connector is also provided — an S-100 expansion unit can be obtained so you can plug-in the many S-100 based do-dads memory, voice recognition, etc).

Your bare bones System 80, sans video monitor, is around \$600 with 4K, a little more for 16K. All Dick Smith stores.



TI-99/4

Texas Instruments' singing-dancing-talking computer for all seasons is due for release in the first quarter of this year.

From the information we have to hand, it seems the TI99/4 was designed, and is to be marketed as, a home computer system. It appears to be a hybrid TV-game/computer (or vice-versa), designed with convenience and ease of use as primary considerations, rather than out and out computing power. It is supplied with a matching colour video monitor (largely to circumvent the US's FCC regulations on RF modulators). The keyboard is described as a "40-key staggered Qwerty" with overlay for second functions. you get 16K or RAM and 26K of ROM, the latter containing TI-BASIC. This is a 13-digit floating point ANSI-compatible BASIC, with special features and extensions for colour graphics and sound.

You'll be able to plug in a speech synthesizer (it uses their 'Speak-n-Spell' technology), with 250 words in the unit and the availability of plug-in vocabulary expansions.

Interfaces provided (apart from the video monitor) include two cassette decks, RS232, and a 44-pin peripheral connector (for up to three peripherals). Printer and disk units are planned.

Price of the TI-99/4 is expected to be around \$1600.

TRS-80

Another example of your archetypal plug-in-and-go computer. The basic machine is a computer unit with keyboard (ASCII, 53 keys) and matching 300 mm monochrome video monitor, plus a cassette recorder. Video format is 64 characters to 16 lines, plus graphics in 128 x 48 point format. You can mix text and graphics.

Your most basic TRS-80 is Level 1 with 4K of user RAM and a BASIC interpreter in 4K of ROM — modest, but useful if you're not going to get in too deep. You can increase the capacity of adding more RAM, and/or going to the 12K BASIC in ROM.

The Level II machine is the same outwardly, but comes with the 12K BASIC in ROM and has 16K of RAM.

The only interfacing you get with either machine is for the cassette tape. There is an expansion connector that plugs into an optional expansion unit that has provision for interfacing up to four mini-floppy disk drives, a further 16K or 32K of RAM, dual cassette recorders, a real-time clock and an RS232C serial port.

Applications software is very wide-ranging, probably the best supported plug-in-and-go system. You can get everything from the usual games through to maths and business packages.

The 4K Level I machine is available for around \$800 while the 16K Level II machine is nearer \$1400. Tandy stores everywhere — peripherals too.

VECTOR GRAPHIC MZ:

Two business-oriented systems are made by the US-based Vector Graphic company under the 'MZ' banner — the 'System B' and the 'Memorite'. The System B is a small-business system for accounting and stock control applications while the Memorite is a word processor for document production etc.

System B has 48K of RAM and 12K of ROM (or EPROM if you want) and two, dual-density mini-floppy disk drives (giving a further 630K of memory). The basic computer is teamed with Vector Graphic's MT 'mindless terminal' — you can have up to five of them, in fact, hooked up to the one machine. The MT has a 300 mm VDU and keyboard a fairly standard arrangement but the 80 column by 24 line format is unusual. Software includes the popular and powerful CP/M disk operating system, MBASIC — a business language (obviously) and a program development system with assembler. Naturally a range of peripherals are available, including printers, hard disk system etc. Time sharing facilities is a recent addition. Start shopping around \$6000 or so.

The Memorite word processing system has the same basic hardware as the System B but can be used with a Diablo or Qume printer to provide good quality copy suitable for photocopying or instant printing. The word processing software is contained in ROMs and the dual-floppy disks are used for data storage.

You type text on the MT's keyboard and it is displayed immediately on the screen and also put into memory. You can edit from the screen — and that's where the 80 column by 24 line VDU format comes in handy, and print at any time (as many times as you wish).

The Memorite basic system starts at around \$10 000.

Vector Graphic systems are available from A.J. & J.W. Dicker, 24 Woodfield Boulevard, Caringbah NSW; (02) 524-5683.

VERSATILE SYSTEMS.

A number of systems, ranging from \$5000 upwards, are available in the Versatile range. Each includes an integral 230 mm monochrome VDU, dual 130 mm floppies, keyboard, and two serial (RS232) I/O ports — all in a desk-top cabinet.

Latest in the range is the model 3B which is aimed at small business applications for administrative and management information processing, bookkeeping, inventory control etc. The VDU format is 80 columns by 24 lines (one of few about) and the machine comes with 32K to 64K of RAM. The disk system provides 286K on-line storage and the interface can support two further dual-density disk drives for upto 572K of storage. The 3B comes with the Multi-Disk Operating System software, MDOS. Other software available includes CP/M and CBASIC. The 3B is priced at under \$5000.

The Versatile 4 comes with 32K RAM and dual disk drives with 630K capacity, but is otherwise similar to the 3B. A 'Business Manager' system is based on this machine. With the addition of appropriate software and a printer, you get quite a powerful business applications system and word processor. Three printers are currently available — the Qume Sprint 5 daisy-wheel, the Texas Instruments TI180 dot matrix and the Integral Data Systems low-cost dot matrix range.


Available software for these systems includes Micropolis Disk Extended BASIC, Microsoft's Wordstar, amongst others. There is a full set of business software available to suit Australian businesses, similar to ranges offered by a number of firms.

Versatile systems are sold by Micro-processor Applications, Maskell's Hill Rd, Selby Vic 3159; (03) 754-5108.




'THE S100 BUS STOP'TM

S-100 & 6800 CHASSIS



11 slot backplane, fully card guided. 15 amp power supply, fan, key switch, bench mount, rack mount, anodised aluminium. 5 edge connectors standard. S-100 Bench Kit \$345. S-100 Rack Kit \$306. 6800 Bench Kit \$370. 6800 Rack Kit \$330. Assembled prices add \$100.

ETI 642 S-100 16K STATIC RAM



Features:- 2114 low power static RAM's, 4K addressing, 4K write protect, bank select, wait state gen., plated through hole, solder resist mask, 300 or 450 nS speed, ETI 642. Kit \$315. Ass. \$380. Add \$32 for 300 nS.

2708/2716 EPROM CARD

Features:- holds up to 16 2708 or 2716 (single supply) EPROMS, on board wait state gen. Unused locations may be blanked. Plated through holes, solder resist mask.

PRICE:- Kit \$115. Ass \$155.

EPROM PROGRAMMING CARD

Features:- ability to programme triple supply 2708's and single supply 2508, 2716, 2732 etc. ZIF. Socket. On board 26V generator. Port driven.

Price:- Kit \$175. Ass \$205.

Z-80 CPU CARD

Features:- 4 MHz operation, power on jump, wait state generators, provision for on board 1K EPROM, front panel socket for reset, and data lines etc.

Price:- Kit \$156. Ass \$196.

Z-80 SINGLE BOARD COMPUTER

Features:- 2 MHz operation, 1K static RAM, 8K/16K EPROM, serial/parallel ports, power on jump, timer, vectored interrupts, software selectable baud rates.

Price:- Kit \$260. Ass \$326.

80 X 24 VIDEO DISPLAY CARD.

Features:- on board Z-80 and CRT 5027 controller chips, parallel keyboard interface, 2708 driver chip, and 2708 character generator chip, special effects and extended character set available.

Price:- Kit \$330. Ass. \$395

64 X 16 VIDEO DISPLAY CARD

Features:- memory mapped 1K board, with reverse video and cursor control. RCA video connector, plated through holes and solder resist mask.

PRICE:- Kit \$155. Ass. \$180.

FLOPPY DISK CONTROLLER CARD

Features:- single density, mini or full size disk drives with FD 1771 controller chip, can be interrupt driven, syncs with CPU in data transfer, Shugart/Remex compatible.

Price:- Kit \$165. Ass. \$210.

DD FLOPPY DISK CONTROLLER CARD

Features:- controls mini and full size, single/double sided single/double density and all combinations of each. Crystal locked, PLL data recovery, Shugart/Remex compatible software (CP/M / SDOS) for above controllers available.

Price:- Kit \$325. Ass. \$385.

STANDARD EXTENDER CARD

Features:- double sided 1/2 glass board, numbered test points reflow soldered.

Price:- Kit \$33. Ass. \$48

WIRE WRAP CARD

Features:- double sided 1/2 glass board, ground plane and supply rails run on both sides, 3M type connector patterns on top of board, provisions for regulators on all rails, holes are on .3" pitch, by .1" pitch.

Price:- Bare board \$28.50

6800 PRODUCTS

6800 Extender Board \$33. 6800 11 slot backplane \$36. 6800 11 slot chassis, rack mount \$330.

EPROMS AND RAM CHIPS

2708 450nS guaranteed \$12. 2716 450nS single supply ex-stock \$47.50. Hitachi 2114 low power 450nS \$7.50. Hitachi 2114 low power 300nS \$8.50.

DISK DRIVES

Shugart SA400 \$375. Shugart SA801 \$650. Remex 8" double sided \$750.

DUAL 8" DRIVE PACKAGE

Features:- contains dual 8" single or double sided disk drives either Remex or Shugart. Inbuilt power supply, cooling fan, modular construction, keyswitch, fused on mains, all aluminium 19" rack mount (10-1/2" high).

Price:- single sided \$1750. Double sided \$1950.

EPROM SOFTWARE

1. Z-80 monitor in 2708 EPROM, has 16 functions, three versions available to drive TTY, TTY/VDU, KBD/VDU. Price \$25. 2. ETI 640 video driver EPROM, makes the memory mapped video card look like a terminal, has XY cursor addressing, home clear screen. Price \$25. 3. 6.25K Basic Interpreter, in seven 2708 EPROMS, has trig functions, dimensions, command level input ability. EPROM resident at OC000 hex. Price \$180. 4. Disk control EPROMS, contain I/O routines to handle our disk controller with CP/M, 2 EPROM set with second EPROM containing inbuilt video driver and I/O routines for all external devices like printers, terminals etc. Price \$50. Customised version available (I/O and relocation) for an additional charge depending on the programme.

DISK SOFTWARE

CP/M version 1.4, customised for our controller, \$130. CBASIC \$100. Wordmaster, word processing package \$140. TEX writer, letter and text formatter \$50. CP/M user group library (33 volts) at \$12 per volt. RAM Diagnostic, reports errors and likely causes \$25. Available on 8" and 5-1/4" single or double density. Above prices are for 8" disks.

S-100 I/O PORT BOARD



Now with dual serial ports

DUAL SERIAL I/O CARD Features:- dual independently controlled serial ports with TTY and RS232 outputs and inputs. Nine programmable parallel ports, crystal controlled baud rates fully buffered and address decoded. Plated through holes & solder resist mask.


Price:- Kit \$189. Ass. \$225.

UV EPROM ERASER



New product range. Model LEE/T 15W tube, 120 min timer, up to 40 EPROMS will erase in 10/15 mins. Model MEE/T 8W tube 120 min timer, up to 10 EPROMS will erase in 20/30 mins. Model MEE is same as MEE/T but with no timer. All erasers are fully assembled and have a safety switch. LEE/T \$105. MEE/T \$93.50. MEE \$74.

S-100 EXTENDER/TERMINATOR



EXTENDER TERMINATOR CARD — features:- true active termination of the bus with inbuilt extender connector on top of board, fused rails to extended board. Test points numbered, solder resist, plated through. Price:- Kit \$70. Ass. \$90.

Sm ELECTRONICS
MELBOURNE
Ph (03) 842-3666
Trading Hours 10am — 6pm.

1096 Doncaster Rd, Doncaster East, Vic 3109.
PO Box 19, Doncaster East, 3109. Telex AA37213.
DEALER: Canberra — 81-5011, Sydney — 661-9237.

Send 60c in stamps for COMPUTER PRINTOUT CATALOGUE for more details.

ALL PRODUCTS AUSTRALIAN MADE AND EX STOCK (ALMOST). DEALER ENQUIRIES WELCOME.

All prices add 15 percent S.T. if applicable.

bankcard
welcome here

Give name, number, expiry date and signature for mail order sales.

A guide to peripherals for small computers

Now that you can walk into a store, lay down your money and walk away with a "plug-in-and-go" computer, the opportunity to do those tasks one only dreamed about a few short years ago is available right now. But, that computer might need a few adjuncts before you can proceed to realise your dream . . .

Les Bell

IT'S ALL VERY WELL having a computer with, say 32 Kbytes of RAM, a VDU and a cassette interface and being able to play Star Wars, but if you want to use your computer to do something sensible you have unfortunately got to spend some money on the peripherals to go with it.

A floppy disk for example, speeds up program development tremendously, and enables the maintenance of files of data that would be impossible on cassettes. A printer is virtually essential for the debugging of large programs, and there's no way you can print invoices without one. In this article we look at these two most important peripherals.


Floppy disks

As most computer hobbyists and professionals are aware, when it comes to mass storage of up to a couple of megabytes there's only one way to go and that's with floppy disks. Cassettes are incredibly slow and inconvenient, though cheap, and most people using them soon wish they had disk drives.

A floppy disk is a mylar disk covered with an oxide magnetic medium and enclosed in a square board jacket to protect it from damage in handling. There are several holes in the jacket to allow access to the magnetic surface: a large one in the centre where the inner disk can be gripped by the drive in order to rotate it, and a long slot radiating from the centre where the read/write head moves over the disk are the important ones.

Each floppy disk can in theory store up to around 2 megabytes of data. In practice, the capacity is held down to around 500 Kbytes in order to ensure reliability and compatibility between drive-controller combinations.

The drive into which the disk is inserted is quite a fearsome mechanical monster, but its operation is basically quite simple. When the disk is inserted into the drive and the door closed it is



Disk drives can make enormous improvements to memory capacity and speed of a system.

seized rigidly, and a cone and flexible clutch grip the centre of the disk and start spinning it at 360 rpm, still inside its jacket. At the same time a lead screw mechanism positions a read/write head over the disk, and it is now ready to use. The head can move in and out over the surface of the disk to select any one of 77 tracks (numbered 0 to 76). Each track is divided up into 26 sectors (numbered 1 to 26) each of which can be identified by the controller.

The motion of the read/write head, called seeking, is controlled by the computer through the disk controller circuitry. The head takes less than 10 ms to move from track to track, with an average seek time of less than 200 ms. Once the head is on the right track, and the required sector has come round, data transfer can take place at rates of up to 250 Kbits/s. So it's obvious that a

floppy disk is much faster than a cassette.

In order to ensure that a disk written on one drive/controller combination can be read on another, the information on the disk is stored in a precise format. Three different schemes are used: hard sectoring, soft sectoring at single density and double-density soft sectoring. As the disk rotates, the control circuitry must be able to identify the beginning of each sector and which sector it is. On a hard-sectored disk this is achieved through 32 holes punched around the disk which physically identify the start of each of 32 sectors, plus another index hole which identifies the beginning of each revolution. On the drive, a lamp and phototransistor indicate when a hole is present and give an index pulse.

Soft-sectored disks, on the other ▶



Sorry Mal...

Life is meant to be easy
... un-complicate your life,
buy an 'Apple' today.

By the way
Dick

— Apple II
needs no comparison —
try these features
for magic (not sorcery).

THE 16K APPLE II PLUS

— 'READY FOR THE FULL U.C.S.D.
PASCAL FIRMWARE CARD'

AT OUR LOW PRICE

\$1595.00 TAX PAID

★ 14 'GENERAL' B/W MONITOR \$149.00

★ 16K MEMORY EXPANSION \$154.00

★ ALL OTHER PERIPHERALS AND SOFTWARE

— CONSULT OUR PRICE LISTS —



 **apple computer**
Authorized Dealer
AND
ComputerLand®

apple II PLUS

— Standard features as listed

- ★ 16K User RAM (on board expandable to 48K)
- ★ 12K ROM (2K monitor plus 10K floating point extended basic including graphic commands — the famous 'Applesoft')
- ★ 230/50v switching power supply and Eurapple Pal Conversion (Pal Colour Card for easy connection to your domestic colour TV optional)
- ★ Low resolution graphics **plus** 16 bright colours
- ★ High resolution graphics **plus** 6 bright colours
- ★ 40 x 40 or 192 x 280 pixels for the best graphics in the micro business
- ★ On board connector for 2 games paddles to put life in your simulations (joystick optional)
- ★ On board speaker, software addressable to support music and sound
- ★ Mixed upper and lower case characters with graphics (software generated)
- ★ And more

It's your move — grab a piece of the future — drop in at the Computerland near you and sink your teeth into an 'Apple' — Computerland

Computerland — Sydney 29 3753, Adelaide 223 5083, Melbourne 62 5581, Perth 321 4671, Brisbane 221 9777, Hobart Management Technology 34 4522



Twin floppy disk drive for Commodore's CBM system, sold here by Hanimex.

hand, use header information recorded ahead of the data to identify each sector and track as well as cyclic redundancy check codes (CRCCs) to identify errors on reading back data. The soft-sectored format allows records of any length, but in practice manufacturers tend to follow the two standards laid down by IBM for their 3740 data entry system and the System/34 computer system. The first uses a record length of 128 bytes (excluding the address header and CRCCs) and is recorded using a frequency modulation technique which records clock pulses in between each data bit. On a read, the disk controller has to separate the clock from the data, compare the CRCC it generates with that read from the disk, and supply the data to the computer, as well as flagging any errors.

The System/34 format uses a modified frequency modulation (MFM) format to write 256 byte records. In this double density mode the controller only writes a clock pulse to the disk between two zero bytes — otherwise just the data is written. This makes data separation a lot more difficult on reading back, but the increased storage is well worth it.

Controllers

The circuitry and hardware discussed so far has been inside the floppy disk drive itself, but a major and important part of the circuitry lives inside the computer — this is the controller board which forms the interface to the computer and performs various other functions.

Most floppy disk controller boards are based on the LSI controller chips that are now becoming available. Of course, each controller board suits a particular computer or bus structure, but the basics of controlling a disk are common between different computers and different disks and chips such as the Western Digital FD1771 or FD1791 will interface to just about any 8- or 16-bit micro.

Other Options

The use of double density recording gives a single disk a capacity of over 500 Kbytes. However, this can easily be

doubled by using both sides of the disk in a double-sided drive. The only drawback with this is a reported increase in wear on the disk, although this should improve as manufacturers introduce design improvements.

The minifloppy is basically the same as the eight inch type, mechanically and electrically. However it rotates at only 300 rpm, has half the clock speed and uses a simpler spiral cam scheme to position the head. It is quite a bit slower than the full-size floppy in operation.

Software

In order to make proper use of a floppy disk, an essential piece of software is a disk operating system (DOS). This automatically looks after all transfers of data between the disk and memory, without the user having to keep track of details such as what tracks and sectors a file occupies.

For example, the DOS usually maintains a directory on the disk which lists all the files on it, where they are located, how big they are, what types of files they are, (text or object, etc.) and whether they are write-protected, all by name. In modifying say, a name and address file, a program would first *open* the file, which consists of locating it in the directory and setting up a file control block memory containing its parameters. It would then *read* the file, make the modifications, *write* it back to the disk, and then *close* the file, which means using the file control block to update the directory. Other functions of the DOS include killing files, reclaiming lost space by replacing the disk, copying entire disks from drive to drive, listing files to the console, and other tasks. Files are referred to by name, not by their location on the disk.

Several disk operating systems are available for different microcomputers and disk systems. The standard for 8080/8085/Z-80 based computers is CP/M, which was originally written to run on eight inch disks but is now available for five inch (127 mm) types as well. Processor Technology users can run the PTDOS system on the Helios drive, which is incredibly fast, using direct memory access to transfer data into the computer. Cromemco's CDOS is similar to CP/M, and software written for one will often run under the other. The same applies to Imsai's IMDOS. Many hobbyists have five inch disks and run the North Star DOS, which has somewhat simpler facilities than CP/M.

6800 users can choose between the Smoke Signal Broadcasting FLEX or the SWTPC DOS. Ohio Scientific have several DOSs for their range of machines, right up to a multi-user

system on a 70 Mbyte hard disk. TRS-80s are backed by the Tandy TRS-DOS, while the Apple II has its own DOS.

The software supplied with a disk system is probably the major consideration when choosing a disk — electronically, most controllers and drives are practically identical. Micropolis, for example, supply their own MDOS operating system and Micropolis Disk BASIC, even though their disks can run CP/M.

CP/M itself is supplied with an assembler, text editor, dynamic debugger and utilities. Many other software suppliers, however, supply their wares on CP/M compatible disks, and many pieces of software require CP/M to be on the system in order to use its utility functions. There is also a CP/M users group, which allows cheap access to games and utilities as well as some nice software such as the languages STOIC and ALGOL.

Printers

When one wants to put a computer to serious use such as large program development, a printer of some sort becomes absolutely essential. Printers broadly fall into three categories (ignoring exotica such as ink-jet and electrostatic types): thermal and other non-impact types, dotmatrix impact, and conventional impact types.

The non-impact types all rely on some sort of special paper which is sensitive to heat or which can be altered by electric discharge. Thermal paper is widely used in portable printing calculators and can usually be recognised by a bluish-purple colour of print on white paper, with a complete absence of the embossing effect caused by the impact of a print head.

The characters printed by a thermal printer are usually formed from a dot-matrix; the print-head consists of a vertical column of seven or nine thick-film resistors on a ceramic substrate. As the head moves across the paper, the resistors are selectively energised to create heat, and the paper turns purple. Thermal printers are almost silent in operation and are extremely reliable due to their few moving parts. On the other hand, they are not very fast, the paper is more expensive than plain paper, and one cannot print multiple copies through carbon paper.

Electroconductive paper can easily be recognised by its metallic appearance; in fact, it consists of a layer of aluminium over black paper. Again, dot matrix character generation is used, this time with a column of small electrodes which dump about 30 V at around 30 A into the paper for a few ▶

microseconds. The aluminium burns away from under the activated electrodes, revealing the black paper underneath. The result is black printing on a silver background.

As with thermal printing, this is primarily an electronic process with very few moving parts, and so high reliability is achieved. The process is almost silent but again paper cost and the impossibility of printing copies directly make it unsuitable for a lot of commercial data processing work.

Impact Printers

Dot matrix character generation can also be used in impact printers. In this case ordinary paper, usually in rolls or fanfeed, is used with either a carbon or cloth ribbon.

The print head has seven solenoids mounted on a moving assembly. These solenoids punch seven vertically aligned hammers which are almost as small as needles, and these in turn press the ribbon against the paper. The whole assembly is quite simple and cheap.

The major drawback with this type of printer is the noise! As the printhead sweeps back and forth across the paper it makes an incredibly loud buzzing noise which seems to penetrate everywhere.

At the low cost end of this type of printer is the simple open mechanism with drive electronics, such as the South West Technical Products PR-40. This is a very simple mechanism, with the print head free to move in a groove in a large tube. As the tube rotates, so the print head is moved backwards and forwards across the paper, and by the use of some circuitry running off timing pulses from the tube, the solenoids are fired at the right time to create the characters.

A problem with these low-cost printers is that very often they only have 32 or 40 columns of characters. Standard commercial printing calls for a VDU and printer width of 80 characters (a carry-over from IBM 80-column punched cards). Many commercial printers are 132 characters wide.

The major objection to dot-matrix printers however, is the print quality. While 5x7 dot-matrix characters are legible, they are hardly elegant, and nowhere near as readable as typewritten characters. A variety of printers therefore work on the same principle as a typewriter; the characters are formed from metal or plastic and when these strike the ribbon an image is transferred to the paper.

The most common type of standard impact printer is the Teletype ASR33,

in which a rotating barrel containing the print heads spins around, and the top head is struck from behind by the print hammer whenever the appropriate character occupies that position. The ASR33 is a mechanical nightmare to an electronics person, although their reliability is considerably higher than one might expect. The print quality of the ASR33 is not very good and it is very slow, normally 110 baud (10 cps).

Quality Printing

One of the best quality typewriters is of course, the IBM selectric golf ball typewriter. This uses a spherical high-impact plastic print element which has the fonts of the characters embossed on its surface. Wire cables control the rotation and tilting of the ball.

Versions of the Selectric were



The Model 8300 dot matrix printer from Ampec Engineering is typical of 80-column printers and will print 60 lines per minute.

commonly used by IBM as computer consoles and they are often available second-hand. The problem is that these printers don't usually use the ASCII code, but rather the IBM Correspondence code or EBCDIC (Extended Binary Code for Data Interchange). Therefore your computer's printer driver routines will have to include a code conversion routine.

ASP Microcomputers are marketing a Selectric typewriter conversion kit which can be installed by the user and later removed to restore the typewriter to its original condition.

The Selectric provides quite high quality printing at a reasonable cost. Perhaps the best known type of general-purpose printer is the Centronics 700 series. Centronics printers usually interface through a parallel port with handshaking, what is generically known as a Centronics interface.

The Centronics printers don't quite provide letter-quality printing but they are reasonably fast, inexpensive and the quality is suitable for invoicing and general work such as program listings.

For the best quality printing in word processing and similar applications there are three well-known printers that between them have this market cornered. The best known is the Diablo 1355

printer, which uses a plastic or metal 'daisy wheel' to produce high quality printing in a variety of typefaces. This type of printer is microprocessor based, with a number of advanced features: for instance, the Diablo 1640 has a 256-byte print buffer (2304 bytes optional), can print up to 158 columns across the page, has variable column spacing with 120 positions per inch and adjustable left, right, top and bottom tabs.

Most of these printers can write bi-directionally; that is, as the print head returns to the beginning of the line, the next line is printed backwards. The Diablo even has optional proportional spacing, like the best typewriters, and can justify text so that it has even left and right-hand edges as you see here. Other options on the Diablo include the ability to plot graphs, as well as automatic insertion of paper.

The Qume Sprint 5 is another word processing quality printer based on a daisy wheel, while the NEC Spinwriter uses a glass reinforced plastic print thimble which is similar in concept to a 'golf ball'.

For these printers the potential purchaser is looking at an investment between \$3500 and \$5500, depending on the options chosen.

Summing up

At this stage it is wise to ask yourself what you will be doing with the computer, and choose your peripherals with this application in mind.


The choice of floppy disk is second to the choice of processor in determining the range of software available to the user. For this reason, unless you have a lot of money to spend on software I would recommend that 8080 and Z-80 users choose a disk that can run the CP/M operating system, since this guarantees a wide range of compatible software.

For business systems, the eight inch floppies offer a considerable performance over five inch types. In fact, when purchasing software it is advisable to note that the most prevalent distribution medium is not Kansas City cassette, but single-density eight inch floppy disk (apart from TRS-80 cassettes, that is!).

When considering printers bear in mind that, as with most mechanical equipment, spending more money on better equipment will return lower maintenance and running costs in the long run. For light work only, such as the occasional listing, an inexpensive printer could suffice. It all depends on your application.

FULLY EXPANDABLE DREAM 6802 COMPUTER KITS

One board computer complete with monitor/interpreter, video interface, cassette interface, keyboard (HEX.) interface and RAM. Simultaneously a sophisticated video game and a "serious" computer!



COMPLETE KITS \$135

inc. cabinet

COMPLETE KITS \$149

inc. cabinet & keyboard

ASS. and TESTED \$199

inc. cabinet & keyboard

Modulator \$3 extra. Insured post \$2.50.

C.O.D. \$2 extra. Phone C.O.D.'s accepted.

- The high quality "Digitran" keyboard has an 'over-centre' action to give positive contact and excellent tactile response. This greatly reduces keying errors, which will be especially appreciated towards the end of a long programme! Since the keyboard greatly influences operator enjoyment, we believe that anything less is false economy.

- Perspex Cabinet: The computer is assembled on a hardboard base and is then FULLY ENCLOSED with a tinted perspex cover. This protects the unit, and acts as a display case.

- FULLY EXPANDABLE: Space has been left for later expansion of the memory. The heavy-duty power supply has the current capability recommended by the designer for this purpose.

- Pre-tinned fibreglass PC board with a COMPONENT OVERLAY for easy assembly.

- Programmed EPROM.
- Full instructions supplied.

"UFO INTERCEPT"

One of many video games



MONEY-BACK GUARANTEE

Examine your purchase for 7 days (without removing the IC's from their packing) and if not satisfied, return it for a full refund. Please mention 'Electronics Today' on your order. For further information see 'EA' May to August '79.

Phone for details of Sydney counter sales.

● POWER SUPPLY KITS (1 AMP) \$29

Contains all components, a heavy gauge aluminium chassis (undrilled), and a Marvplate cover. Compact size 171 x 130 x 70 mm.

● HEAVY-DUTY POWER SUPPLY KITS (3 AMP) \$45

Complete kit with cabinet as above. Power supply kits are post free with DREAM kits and are not available separately.

- Provision for extra PIA's, ACIA's, etc., without additional logic.

- The PCB has been modified to accept a 6802 chip, which includes a clock, thereby eliminating the hard-to-get 6875. The 6802 was not available when the DREAM was designed, and the modification has been approved by the designer (Michael J. Bauer of Deakin University).

- When comparing prices, it should be noted that our kits are guaranteed to contain only prime quality, guaranteed components.

- Service is available.

- Assembled units are guaranteed for three months. The PC board is assembled and tested and the mounting hardware, etc, is supplied in kit form.



The Commodore PET is a completely self-contained personal computer. Just plug in, and within a few short hours even the complete novice will be amazed at what can be done. The 8K model shown, 16K & 32K models are now available. Options available are External Cassette Decks, Dual Drive Intelligent Mini Floppy and Printers. The 8K, 16K & 32K models are expandable up to 40K of RAM via plug-in memory boards. For a review of the PET see May 1979 ETI.

Pat Food A large range of programs including games, business applications, and even a program to teach yourself Basic, are now available.

Trendcom Printers: We have available these high performance thermal printers. These print the full set of alphanumeric characters at a rate of 40 characters per second. The Trendcom 100 is a 40 character-per-line printer, and the Trendcom 200 is an 80 character-per-line printer, which also prints graphics. Interfaces are available for the PET, TRS-80, Trendcom 200 is an 80 character-per-line printer which also prints graphics. Interfaces are available for the PET, TRS-80, APPLE II and SORCHER.

We handle a wide range of speaker components including ICF, Plessey, Fostex, Philips, JBL, etc. Two of the Motorola Phys-Ceramic tweeters are the KSN1001, which will handle 10W with a response from 4K to 30KHz, 50W with a 2K to 30KHz response. These tweeters feature excellent transient response, low distortion, high impedance, high reliability and high Q. The KSN1001 is only \$21.00 (no cross-over is required).

All prices include sales tax and road or rail delivery to your door/nearest railway station. Extra information is available and we invite your inquiries. Please note that all prices, details and predicted availability were correct at time of going to press.



We handle the complete range of TRIO test equipment. The GS-1572 is a 30MHz dual trace oscilloscope. This CRO is ideally suited for use in all aspects of the TV industry and features a "video delayed trigger". This enables delayed sweep action to be started from any desired point in any single video frame. This CRO has a 5mV/div sensitivity and sweep time of 0.2 us to 0.5 S/div. All this for only \$1095.00. Probes to suit (PC-28) \$47.70 each.



TRIO SG-402 R.F. OSCILLOSCOPE — \$101

EDIBLE ELECTRONICS
P.O. BOX 1053, RICHMOND NORTH, 3121. PH. (03) 415708



Please send me the following items:

- Dream 6802 at \$135
- Dream 6802 at \$149
- Dream 6802 at \$199
- 1A Power Supply kit at \$29
- 3A Power Supply kit at \$45
- R.F. Modulator at \$3

Post and Pack \$2.00

TOTAL

I enclose cheque/money order C.O.D. (\$2 extra). I understand that this order is subject to a 7 day money-back guarantee.

NAME

SIGNATURE

ADDRESS

POSTCODE

J.R. COMPONENTS

PO Box 128, Eastwood, NSW. 2122. Ph (02) 85-3976.

school, home, industry . . .

APF SCIENTIFIC CALCULATORS with LCD DISPLAY



MODEL 8601 ADVANCED SCIENTIFIC


- 10 digit with sign, or 8 digit mantissa + 2 digit exponent display.
- 1 independent memory.
- Calculator range: 10^{-106} to 10^{107}
- Mode key for Degree/Radian/Grad/Statistical function selection.
- Two level parenthesis.
- Long battery life - over 2000 hours' operation.
- Super thin size with deluxe aluminium case.

Scientific functions:
 x^2 , \sqrt{x} , $1/x$, π , $x!$, 10^x , e^x , \ln , \log , y^x , $x\sqrt{y}$, nPr , nCr ,
 \sin , \cos , \tan , \sin^{-1} , \cos^{-1} , \tan^{-1} ,
 \sinh , \cosh , \tanh , \sinh^{-1} , \cosh^{-1} , \tanh^{-1}

Exchange functions:
 CN, P=R, R=P, \circ , \bullet , \bullet , \bullet , \bullet , \bullet , \bullet , \bullet , \bullet , \bullet , \bullet , \bullet , \bullet ,
 D=R, R=G, G=D, R=D, G=R, D+G,

MODEL 5602 FULL SCIENTIFIC

- 8-digit display in two forms: a. 8-digit floating point number with sign, b. 5-digit mantissa with sign, plus 2-digit exponent with sign.
- 35 key operation with four-mode select switch.
- Calculation range: 10^{-103} to 10^{103}
- Number entry in either floating point or scientific notation.
- Constant and repeat operation.
- Degree/Radian/Grad/SD switch for trigonometric functions and statistical functions.



Scientific functions:
 \sin , \cos , \tan , \sin^{-1} , \cos^{-1} ,
 \tan^{-1} , e^x , 10^x , \log , \ln , y^x ,
 $x\sqrt{y}$, x^y , $1/x$, $x!$, degree-minute-second to degree, degree to degree-minute-second, ((),),

Distributed by:

RADIO PARTS GROUP

562 Spencer St, Nth Melbourne.
 Ph 329-7888. 1103 Dandenong Rd,
 East Malvern. Ph 211-8122 AND
 CALCULATOR SUPERMARKET
 435 Bourke St, Melbourne. Ph 67-6412.

JAPANESE ICs, TRANSISTORS and DIODES

Suitable for TVs, Car Radios, CB radios & other Japanese equipment

TRANSISTORS							
CS9013	60	2SC1398	1 60	TA7069P	2 70	ITT710	4 50
MPSA13	35	2SC1449	2 65	TA7120P	1 05	ITT410	4 5
J5P6009	2,45	2SC1571	90	TA7130P	3 35	K8L-04	2 85
J5P7001B	.75	2SC1647	1 15	TA7204P	2 25	M1301	1 15
2SA473	85	2SC1674	1 15	TA7205P	2 65	M1402	3 65
2SA489	2 65	2SC1675L	95	TA7222AP	6 95	M8513	90
2SA495	2 25	2SC1678	2 15	TA7310/C3001AN	1 75	MA150	25
2SA505	1 10	2SC1685	85	TA7310/C3001AT	1 85	MA3408	95
2SA545	1 50	2SC1687	80	TA7310P	2 20	MC301	95
2SA561	60	2SC1760	1 30	TC4508BP	6 78	MV201	1 05
2SA562	1 00	2SC1815GR	75	TC5032P	19 95	MZ205	55
2SA564	1 40	2SC1815Y	75	TC5080	8 30	MZ310	45
2SA628	90	2SC1846R	1 25	TC5082P	7 65	OA90	1 7
2SA634	1 95	2SC1906	1 85	TC9100	10 55	O225 6A	1 10
2SA661	1 35	2SC1923R	85	TMS1943NL	13 75	O229.1A	.55
2SA673	70	2SC1957	1 40	uPC78L05	1 95	O527 5U	55
2SA683R	90	2SC1964	3 95	uPC78L06	1 95	PUT NT-102	2 00
2SA719Q	75	2SC19698H	3 75	uPC78L062AWC	2 70	RD5 6E	45
2SA733Q	65	2SC1973	1 25	uPC78L62VV	2 45	RD6A	1 10
2SA816	1 90	2SC1974	3 20	uPC78M08C	5 65	RD91E	45
2SA844C	95	2SC2029	3 80	uPC78L08AC	1 45	S3016R	1 45
2SA844D	1 20	2SC2053	1 95	uPC78L09AC	2 15	SVC33	4 55
2SA999	65	2SC2055	2 95	uPC566H	1 30	U058	1 65
2SA1015	85	2SC2075	3 40	uPC575C2	4 35	VO6C	40
		2SC2086	1 35	uPC577H	4 10	WG713	25
		2SC2116	4 10	uPC592HZ	1 95	WZ061	95
		2SC2131	1 2 85	uPC1020H	5 95	WZ100	70
		2SC2166	2 55	uPC1156H	5 95		
		2SC2320	5 5	uPD858C	10 35		
		2SC2327	9 70	UP-477-C12	46 80		
		2SD0180	5 85				
		2SD187R	1 35				
		2SD2352	2 15				
		2SD2355C	90				
		2SD325	2 15				
		2SD359	3 35				
		2SD525	1 90				
		2SD863	1 45				
		2SK19GR	1 30				
		2SK19Y	1 40				
		2SK23A	1 60				
		2SK30A	1 55				
		2SK30GR	1 65				
		2SK33F	1 15				
		2SK34E	1 05				
		2SK40C	1 85				
		2SK41F	1 10				
		2SK49H	1 45				
		2SK548	1 75				
		2SK55D.E	1 75				
		2SK68L	1 35				
		3SK41L	2 75				
		3SK458	2 95				
		3SK48	4 85				
		3SK548	2 45				
		3SK59	2 85				

		DIODES		CRYSTALS	
		B122	85	3.579545MHZ	4 50
		B2061	80	7.4018	9 50
		B2090	90	7.8015MHZ	9 50
		BZ100	1 15	9.545MHZ	3 60
		BZ140	1 20	9.555	3 60
		BZ162	95	9.565	3 60
		GP25G	95	10.000	5 50
		IN34A	25	10.010	3 60
		IN60AM	17	10.020	3 60
		IN60FM	17	10.092	5 20
		IN914	10	10.695	5 20
		IN4001	10	11.855	9 50
		IN4148	12	16.965	5 50
		IN4448	45	17.065	5 50
		IN4739A	1 10	17.115	5 50
		IOD4	.85	17.165	5 50
		IS32	35	17.215	5 50
		IS188AM	25	33.020	11 50
		IS953	40	33.520	11 50
		IS990A	70	36.380	9 75
		IS1007	85	40.9875	11 50
		IS1555	25	41.000	11 50
		IS1558	35	41.4875	11 50
		IS1885	40	41.500	11 50
		IS2208	1 35	41.9875	11 50
		IS2472	30	42.000	11 50
		IS2473	25	42.500	11 50
		IS2688	95	43.500	11 50
		IS2689	1 45	44.000	11 50

IMARK

PROPRIETARY LIMITED

167 Roden St, West Melbourne, Vic 3003
 Phone (03) 329-5433.

Also available in SA from Watson Communications,
 75 Prospect Rd, Prospect, 5082. (08) 269-4744.

SAME DAY DESPATCH - Prices include S/T.

IMARK

167 Roden St.
 West Melbourne, 3003
 PROPRIETARY LIMITED Phone (03) 329 5433

Please send:

Quantity	Part Number	each		Total	
		\$	c	\$	c

ORDER TOTAL \$
 Plus \$1.00 post/pack
 PAYMENT ATTACHED \$

Name
 Address

P/Code

ETI-J

Guitar practice amplifier

Simple construction, low cost, good performance and superb neighbour relations are the features of this project!

David Tilbrook



THIS PROJECT has been designed to enable guitarists to put in long hours of practice and still keep that high power amp in the cupboard, where it belongs! It is a compact amp capable of about 7W into a 4 ohm load. This is enough power for practice purposes and just think of the greatly improved relations you will have with your neighbours.

We were in a considerable quandary as to how to present the project, whether it should be done as a complete practice unit with inbuilt speaker or simply as an amplifier to be connected to an external speaker. Finally we chose a compromise. The pc board has been designed in such a way that it can be used as a totally self-contained unit. The heatsinks for the output stage have been mounted on the pc board so that the only components separate to the board are the power transformer, 240 volt power switch controls, input and output jacks. We have shown the project mounted in its own box with power transformer but it should be a simple matter to construct the whole

unit inside a small loudspeaker cabinet.

The unit has two inputs so that two guitars can be mixed together using the relative settings of the two input level controls. A pre-amp output enables your main high power amp to be driven from the guitar practice amp using the practice amp as foldback.

We provided the pc board with the necessary circuitry for a battery input but you might elect not to use this feature. If so diode D8 and the battery switch can be omitted with points 'A' and 'C' connected together by a wire link.

Construction



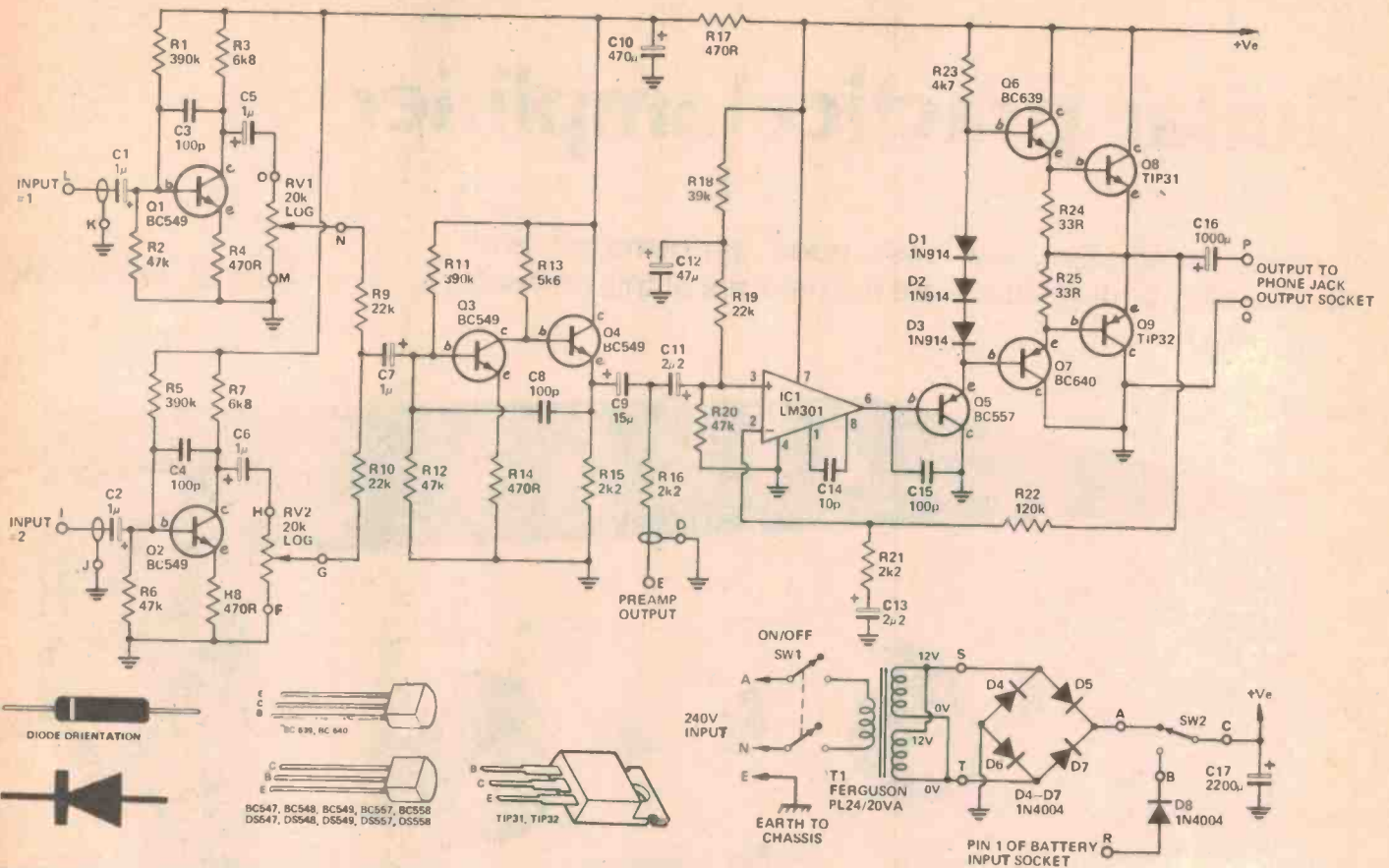
Construction of the project is reasonably simple since it is almost entirely devoted to construction of the pc board. Start as always by mounting the resistors and non-polarised capacitors. Mount the tantalum and electrolytic capacitors next, being careful to orient them correctly. These components could be irreparably damaged if inserted the

wrong way around. Mount the LM301 IC transistors and diodes, again being careful to insert these the correct way round. Finally the output devices can be mounted. Cut the centre (collector) lead off. This lead is connected to the case of the transistor internally, so in this case, electrical connection is made through the mounting screw that also serves to hold the heat sink in place. Place the heatsinks on the pc board and secure with the lower nut and bolt (not used to mount the transistors). Bend the leads of the output transistors and, using a small amount of thermal compound (non-toxic, such as Bevaloid GS13), mount the transistors with the leads protruding through the pcb.

Secure each transistor with a nut and bolt through both the transistor 'flag' and heatsink. Use a star washer between the head of the bolt and the copper pad on the pc board to ensure good electrical contact.

The prototype unit was constructed in a steel box measuring approx. 250 x 210 x 80 mm. Mount the pots and ►

Project 452



HOW IT WORKS

The two input stages formed around Q1 and Q2 are identical. Resistors R1, R2 and R4 form a very stable biasing configuration around Q1. The gain of this type of circuit is determined by the values of R3 and R4 (specifically, the gain is R3/R4). The load impedance on the output of the input stages is in parallel with R3, effectively decreasing the total value of impedance from collector to ground. Remember that, as far as signal is concerned, the positive supply rail is a short circuit to ground, since it is connected to ground through a 2200 uF capacitor. When all these factors are taken into account the gain of the first stage is about 10 since the impedance from collector to ground is about 4k7.

The signal which should be around 200 mV is then applied to the input of the second stage through potentiometers RV1 and RV2. The 22k resistors R9 and R10 prevent the output of one of the stages being shorted to ground when the other is turned right down.

The second stage works in exactly the same manner as the input stages; resistors R11, R12 and R14 forming the bias network for Q3. The voltage present on the collector of Q3 is around 9V which is approximately half the supply voltage. This is used to bias Q4 which is an emitter

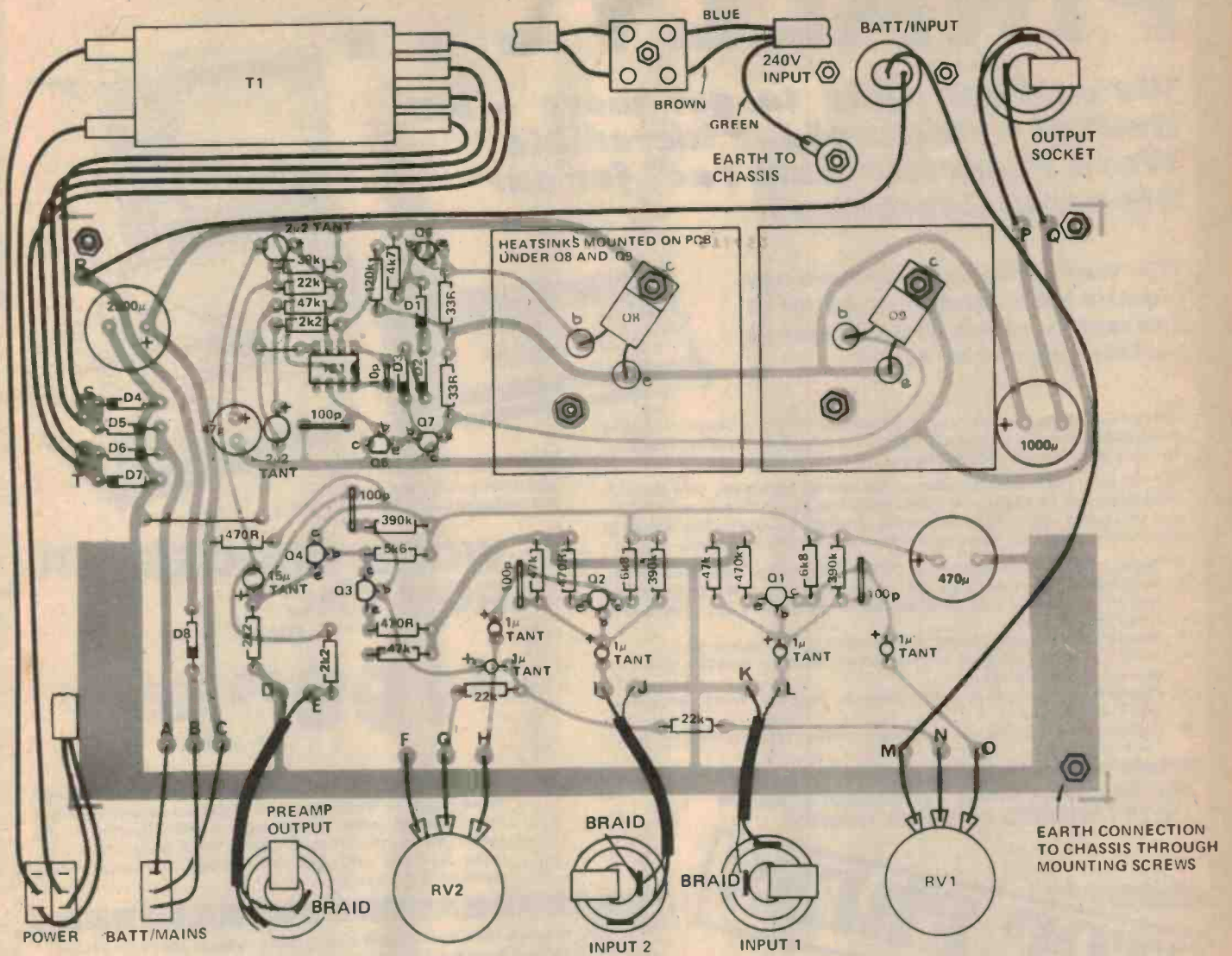
follower. This type of amplifier has no voltage gain but provides a low output impedance to drive the pre-amp output socket. Q3 has a gain of approx. 10. If the volume controls RV1 and RV2 are used in their middle positions the voltage out will be around one tenth of the voltage at their inputs since these are logarithmic pots. So, the signal voltages into Q3 should be in the order of 20 mV. This will be amplified to a level of 200 mV and applied to the input of the power amp. The power amp has been designed to deliver full power with an input voltage of 300 mV, so the amp should be easily driven to full output with usable settings.

Since this is a guitar amplifier, it will spend most of its life hard into clipping. The output stage had to be robust! The basis of the output stage is the LM301 IC op-amp. This device gives all of the voltage gain in the power amp. The output of the IC is fed through a voltage follower Q5. This has no voltage gain and, like Q4, serves to decrease the impedance feeding the output stage. The three diodes, D1, D2 and D3, maintain 1.8 volts between the bases of Q6 and Q7. Each of these transistors will drop approximately 0.6 volts across their base-emitter junctions. This leaves a total of 0.6 volts to be dropped by the two 33R resistors, R24

and R25. Since these are of equal value they will each drop 0.3 volts and hold this voltage across the base-emitter junctions of the two output transistors Q8 and Q9. As these transistors require 0.6 volts to turn on they will remain off until the applied signal voltage causes the voltages on their bases to rise above 0.6 V. The extra 0.3 volts needed to turn on the output devices will be supplied by a mere 10 mA of current through the 33R resistors. Resistor R22 forms a feedback loop around the entire output stage to decrease distortion, stabilise the dc output voltage and set the overall gain of the power stage. (A process too difficult to go into here).

The op-amp will at all times attempt to make the dc voltage at the output equal to that voltage set up on its positive input. This voltage is determined by the potential divider formed by R18, R19 and R20. Since this is also the main input to the power amp any noise which might be on the positive supply rail (and supplies can get very noisy sometimes!) will be communicated directly to the input of the power amp, only to be amplified and applied to the loudspeaker. Capacitor C12 prevents this from happening by bypassing to ground any noise above a frequency of around 0.1 Hz.

guitar practice amplifier



PARTS LIST - ETI 452

Resistors all 1/4W, 5%

R1	390k
R2	47k
R3	6k8
R4	470R
R5	390k
R6	47k
R7	6k8
R8	470R
R9, R10	22k
R11	390k
R12	47k
R13	5k6
R14	470R
R15, R16	2k2
R17	470R
R18	39k
R19	22k
R20	47k
R21	2k2
R22	120k
R23	4k7

R24, R25	33R
RV1, RV2	20k log potentiometer

Capacitors

C1, C2	1µ 35V tantalum
C3, C4	100p disc ceramic
C5-C7	1µ 35V tantalum
C8	100p disc ceramic
C9	15µ 16V tantalum
C10	470µ 25V electrolytic
C11	2µ2 35V tantalum
C12	47µ 25V electrolytic
C13	2µ2 35V tantalum
C14	10p disc ceramic
C15	100p disc ceramic
C16	1000µ 25V electrolytic
C17	2200µ 25V electrolytic

Semiconductors

Q1-Q4	BC549, BC109, DS549
Q5	BC557, BC179, DS557
Q6	BC639

Q7	BC640
Q8	TIP31
Q9	TIP32

D1-D3	1N914
D4-D8	1N4004

IC1	LM301 op-amp
-----	--------------

Miscellaneous

Box to suit, pc board - ETI 452, power transformer 12V @ 1.5 amps Ferguson PL24/20VA or similar, 2 x TO3 type heatsinks for pc board mounting, mains flex and plug, 2 pin DIN sockets (chassis mounting, speaker socket), DPDT 240V switch (power on/off), DPST switch (battery/mains switch), four phone jacks (mono), two knobs, grommets, nuts, bolts, pc board pins, four pc board mounting spacers.

FINALLY . . .

We've been able to get more - but limited - stocks of the incredible Word Processor Rom Pac™ for our Sorcerer Computer!


This word processor system has created a tremendous amount of interest, because of its fantastic performance/cost ratio!

You've seen word processors advertised - they're revolutionising business communications. If you buy a commercial word processor, you get just that: a word processor.

For far less cost than a commercial word processor, you can put your Sorcerer computer to work with the Word Processor PAC™ - and you get a much more powerful word processor system than is commonly available. Here are just some of the features:

- 1: Automatic text wrap around (sorts continuous copy into lines).
- 2: Single key commands to get you where you want in the copy instantly: Indent, tab, hyphen, scan, as well as up, down, left and right.
- 3: Single keystroking allowing deletions, expansions, etc.
- 4: Automatic checking of drastic commands (a boo-boo doesn't become a disaster!)
- 5: Powerful search functions (search, replace, mark sections, store copy, etc).
- 6: Autocommands and macro programming (typing mailing lists, for example).

It is features like these which we believe make the Sorcerer Word Processor System OUTSTANDING value for money!



Note: Sorcerer, Video Monitor and printer as shown above are not included in the Rom Pac price!

WORD PROCESSOR ROM PAC™ ONLY

\$199⁰⁰ INCLUDING INSTRUCTION MANUAL!

Cat X-3085

SPECIAL NOTE: The incredibly low price of the Sorcerer Word Processor System is partly because a certain amount of 'do-it-yourself' work is involved for the operation of the system. If you do not have a basic electronics knowledge, make sure you can obtain some basic assistance before purchasing the system.

STOP PRESS

Great news for TRS-80 owners:

How about a light pen for only **\$29⁵⁰!!!!**

Yes! We've been able to obtain a scoop purchase of these incredible light pens, direct from the USA, at a fraction of the price you'd expect to pay. Now you can 'draw' on your computer monitor - it's great fun, it's educational, and it's very easy to do!

- Uses cassette recorder as a pre-amp
- Comes complete with cassette containing two application programs: tic-tac-toe (noughts & crosses) game, and 'menu' display routine.
- Give your TRS-80 (or Dick Smith System 80) an 'eye'!
- Save now: costs only a fraction of other light pens!



Cat X-3645

Due in stock early January

DICK SMITH ELECTRONICS

bankcard
welcome here


SHOPS OPEN 9AM TO 5.30PM
(Saturday: 9am till 12 noon)
BRISBANE: Half hour earlier.
ANY TERMS OFFERED ARE TO APPROVED APPLICANTS ONLY
RE-SELLERS OF DICK SMITH PRODUCTS IN MOST AREAS OF AUSTRALIA.



NSW 125 York Street, SYDNEY. Phone 290 3377	ACT 96-98 Gladstone Street, Fyshwick. Phone 80 4944
147 Hume Highway, CHULLORA. Phone 642 8922	399 Lonsdale Street, MELBOURNE. Phone 67 9834
162 Pacific Highway, GORE HILL. Phone 439 5311	656 Bridge Road, RICHMOND. Phone 428 1614
30 Gosse Street, PARRAMATTA. Phone 683 1133	166 Logan Road, BURANDA. Phone 391 6233
	203 Wright Street, ADELAIDE. Phone 212 1962
	414 William Street, PERTH. Phone 328 6944
283 Kelra Street, WOLLONGONG. Phone 28 3800	

EXCEPT WHERE NOTED, ALL ITEMS SHOWN IN STOCK AT PRICES GIVEN AT TIME OF GOING TO PRESS.
MAIL ORDER CENTRE: PO Box 321, NORTH RYDE NSW 2113. Ph 888 3200. PACK & POST EXTRA.

guitar practice amplifier



The pc board artwork is reproduced on page 136.

switches to the front panel, using the pot and switch nuts to secure the front escutcheon if you have one. Mount the output and battery input sockets on the rear panel. If you are using a battery input socket use something different to the output socket (which is usually a two pin DIN socket or a 6.5 mm jack socket) to avoid confusion.

Mount the power transformer and make the 240 volt connections. The mains lead should be terminated immediately inside the case into a terminal block and the earth lead secured firmly to the chassis by a solder lug bolted to the case using a star washer. This lead must be the longest. A length of 240 volt cable should be

used between the terminal block and the power switch. The Ferguson transformer specified comes supplied with cables to make its 240 connections. Solder these to the power switch as shown in the wiring diagram, then wrap the whole switch with insulation tape or enclose in large diameter heat shrink tubing so that no 240 volt connection is exposed.

Finally, the fully-loaded pc board can be secured into the case using short metal spacers. If pc board pins are used, all the connections to the board can be made after the board has been mounted. Connect the front panel controls, rear panel sockets and input sockets as shown in the wiring diagram.


Use short lengths of shielded cable to make the connections to the two inputs and the pre-amp output.

Powering up

Make a final check of the wiring and pc board. If all is well, apply power. A slight turn-on thump should be heard at the moment of turn on. If the 'Input 1' volume control is now wound up some hiss should be heard from the loudspeaker. Do the same check on the other input. There is no set up procedure since the power amp stage is operating in class B and requires no bias adjustment. ●



RALMAR



AL12580

125 WATT POWER AMPLIFIER

This 125 watt module is at the top of the power range, and although it has been engineered to be one of the most rugged units available, it is still capable of providing high fidelity results with distortion levels down to 0.06 percent.

With a list of applications which include disco units, public address systems, electronic organs, and even domestic audio units. The AL12580 represents tremendous value for money, a fact which is confirmed by its large world wide sales.

Others available: AL5070 50 watt power amp; AL2550 25 watt power amp; AL1540 15 watt power amp.

SPECIFICATIONS

Max. Output Power 4 Ω	125 Watts RMS
Operating voltage	50-80 Max.
Loads	4-16 ohms
Frequency response	25Hz-20kHz (100 watts)
Sensitivity for 100 watts	450mV
Input impedance	33k ohms
Typical T.H.D. } 4 ohms load	0.1%
} 8 ohms load	0.06%
S/N ratio	better than 80dBs
Semiconductor complement	13 transistors 5 diodes
Dimensions	205 x 190 x 36 mm



SPM90/45/65

STABILISED POWER SUPPLY

This module comprises a power supply stabiliser which is available in two voltages — 45 and 65 volts. The 45 volt unit is expressly designed to supply 2 x AL2550 modules, whilst the 65 volt version is capable of operating 2 x AL5070 or 1 x AL12580. The unit which is short circuit protected, provides a superior performance compared to the conventional unstabilised supply.

When ordering, the required voltage must be specified as follows: — SPM90/45 or SPM90/65.

SPECIFICATIONS

	SPM90	SPM90
	45	65
Output Voltage \pm 5%	45 V	65 V
Max. O.P. Current	2.5 A	2.5 A
Output Impedance	—	Less than 0.1 ohms —
Noise & Ripple at 2A	—	Less than 15 mV —
A.C. Input Voltage	—	40-48 V 60-65 V —
Dimensions	—	149 x 83 x 37 mm —
Required Reservoir Capacitor (100 VV)	2200uF	3300uF



SPA25/SPA25H

STEREO PRE-AMPLIFIER

A top quality stereo pre-amplifier and tone control unit, the SPA25 provides a comprehensive solution for the front end requirements of stereo amplifiers or audio units. The six push button selector switch gives a choice of inputs together with two filters for high and low frequencies.

A modified version of the unit, suitable for driving the AL5070 and AL12580 is known as the SPA25H.

SPECIFICATIONS

Frequency Response	20 Hz to 20 kHz \pm 1 dB
T.H.D.	Less than .1% (Typically .07%)
Sensitivity Inputs	
1. Tape	100 mV / 1M Ω } For an O/P of
2. Radio Tuner	1.00 mV / 1 M Ω } 250 mV (500
3. Magnetic P.U.	3.6 mV / 50 K Ω } mV SPA 25H)
Bass Control Range	\pm 15 dBs at 75 Hz
Treble Control Range	+10-20 dBs at 15 kHz
Signal/Noise Ratio	Better than 65 dBs (All inputs)
Supply	20 to 40 V (50 to 65 V SPA 25H)
Dimensions	300 x 90 x 33mm (Less controls)



MM100/MM100G

MICROPHONE & GUITAR MIXER

The module MM100 is a single channel pre-amplifier providing facilities for mixing 3 input channels suitable for driving power amplifiers such as the AL5070 and AL12580. The unit which features a master volume control and full range treble and bass controls is available in two versions: —

1) designated MM100, this version provides suitable inputs for magnetic cartridge, microphone and a tape input (which may be modified to a second pick-up input by the cutting of a link).

2) in the second version known as MM100/G, the unit has input facilities for two guitars and a microphone.

SPECIFICATIONS

	MM100	MM100G
Frequency Response	\pm 1db	\pm 2db
Magnetic P.U. I/P 1 (R.I.A.A. equalisation within \pm 1db)	20Hz - 20kHz	25Hz - 10kHz
Microphone I/P 2	25Hz - 10kHz	25Hz - 10kHz
Tape I/P 3	25Hz - 20kHz	25Hz - 15kHz
Guitar I/P 1 and 3		
Sensitivity: For 500mV O/P		
Pick Up	3.6mV	1.5mV
Microphone	1.5mV	1.5mV
Tape	50mV	50mV
Guitar	50mV	50K ohms
Input Impedance all I/P's	50K ohms	50K ohms
Tone Control Range		
Treble	\pm 12db @ 10kHz	\pm 10db @ 4kHz
Bass	\pm 12db @ 80 Hz	+5db - 10db @ 80 Hz
Operating Voltage Range	40v - 65v	40v - 65v
Supply Current	6mA - 10mA	6mA - 10mA
Overload — All I/P's - 20 - 36db	dependent upon settings of master and channel gain controls.	



S453

PUSH BUTTON STEREO FM TUNER

The S453 module comprises a push button vari-cap tuned module incorporating a phase locked loop decoder for the reception of mono and stereo broadcasts. The unit is fitted with a 4 position switch which provides for the selection of 4 pre-tuned frequencies. Careful circuit design has resulted in a non critical unit that may be installed into a wide range of equipment without difficulty.

SPECIFICATIONS

Tuning range	88-108 MHz
Sensitivity	4 μ V for 30dB S/N
Audio output	200mV for \pm 75kHz deviation
Stereo separation	30dB
Operating supply voltage	18-25V
Supply current	43mA for V_b = 22V
Dimensions	Tuner P.C.B. 125mm x 80mm
	Pre-set P.C.B. 45mm x 80mm



MPA30

MAGNETIC CARTRIDGE PRE-AMP

SPECIFICATIONS	
Sensitivity	3.5 mV for 100 mV output
Equalisation	Within \pm 1 dB from 20 Hz to 20kHz
Input Impedance	50 K ohms
Supply	20 to 30 V
Dimensions	110 x 50 x 25mm (inc. DIN socket)



SA1240

12 + 12 STEREO CHASSIS

SPECIFICATIONS (Each channel)

Output Power	12 watts RMS
Load Impedance	8 ohms
T.H.D.	Less than 5% (Typically .3%)
Frequency Response	50 Hz to 20 kHz ; 3 dB
Tone Control Range	\pm 12 dBs at 100 Hz and 10 kHz
Sensitivity	170 mV for full output
Input Impedance	1 M ohms
A.C. Requirements	27 V.A.C. rated at 1.5 A
Dimensions	200 x 130 x 33mm (Less controls)

Agents and Distributors:

RALMAR AGENCIES PTY. LTD.
23 Atchison St, St. Leonards, NSW, 2065. Tel: (02) 439-6566. Telex: AA22523.

VICTORIA:
SOURCE INTERNATIONAL PTY. LTD.,
139 Canterbury Road, Toorak
3142.
(03) 267-3028.

QUEENSLAND:
OLBERTZ INTERNATIONAL,
3 Grand Street, Bald Hills
4036.
(07) 261-1513.

WESTERN AUST:
BRUCE INGRAM &
ASSOCIATES,
927 Wellington Street, West
Perth 6005. (09) 321-9901.

SOUTH AUST. & N.T.
CHARLES W HARWOOD PTY. LTD.,
1 Calwell Road, Modbury
5092.
(08) 264-1118.

TASMANIA:
W G GENDERS PTY. LTD.,
PO Box 98, Launceston 7250.
(003) 31-2511.

W G GENDERS PTY. LTD.,
69 Liverpool Street, Hobart
7000.

Fuel level monitor sounds alarm when your fuel runs low

Have you ever been caught with your fuel level down (to zero)? Despite the inclusion of fuel gauges in dash panels, many motorists still get caught. It's understandable under circumstances where great concentration is required and the fuel gauge is forgotten. Don't you get caught — build our low-fuel warning project.

THIS PROJECT is a medically non-approved ulcer generator. It's designed to make you *worry* for twenty minutes or so before you are finally stranded through lack of fuel!

This alarm is designed for use in modern vehicles fitted with 12 V electrical systems only. It is driven from the vehicle's existing fuel gauge system and operates a LED and an alarm (optional) when the fuel level falls below a pre-set value.

Design

The fuel metering system in a modern car consists of a rheostat 'transmitter' in the fuel tank with its wiper mechanically linked to a float, an instrument regulator, and the fuel gauge. The current through the gauge is controlled by the float and the voltage supply is regulated to ensure reliability of calibration and to avoid the meter varying with battery voltage. The regulator output to the instrument is usually five or ten volts.

The fuel gauge is a bi-metallic type of meter with a coil of resistance wire wound around a strip of two dissimilar metals. When the current is passed through the coil it heats up and heats the bi-metal strip which bends, moving the pointer. Though well-damped and rugged, they are massively inaccurate. When the ignition is switched off the gauge is returned to empty by a return magnet inside the gauge, otherwise it would show a reading when the ignition was turned off. The voltage across the rheostat increases as the level in the tank drops, developing typically three to four volts when the tank is empty.

This project monitors the voltages across the rheostat (wire C) and



compares it to a reference voltage taken from the instrument regulator (wire B). The trigger point can be adjusted so the alarm will switch at any level on the fuel gauge by adjusting the pc-mounted trim pot, RV1.

When the fuel level drops below the pre-set point the alarm sounds and the LED lights. The alarm output is a low frequency oscillating voltage which can be used to drive any 12 V alarm device greater than 100 ohms impedance. We used a Sonalert piezo-electric alarm, which is very loud and should be heard readily over quite high noise levels that may occur inside a vehicle.

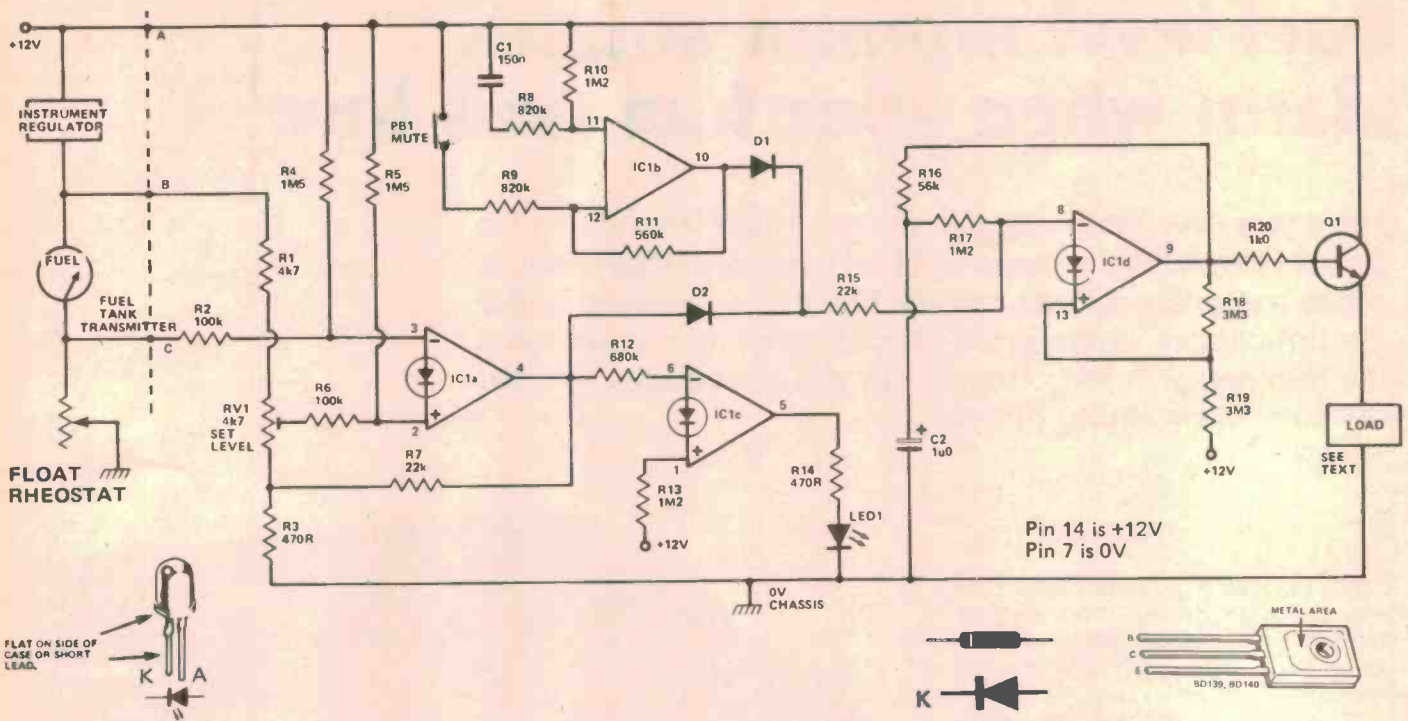
A mute circuit is included to stop the noise at the push of a button. However, the LED remains lit as a reminder. When the ignition is switched off the mute is re-set, and the alarm is activated immediately the ignition is turned on if the fuel level is still low.

Construction and installation

Construction is quite simple as all the components are mounted on the pc board, except the LED, push button and alarm. Be careful to orient the diodes and the tantalum capacitor the right way round. The unit can either be mounted under the dash with the LED, push button and alarm mounted on a bracket, or the complete unit built into a small box. We used a good looking slim box by PacTex, distributed by Associated Controls (see Shoparound) with the LED, pushbutton and alarm mounted on the front panel. The connections to the car's wiring are taken from a plastic terminal strip mounted on the rear of the box.

Connection into the car's wiring system may be a lot more difficult. Make sure that you know what you're getting yourself into before you think about building the unit! The dash in ►

Project 321




most cars will have to be removed and the wires to the fuel gauge identified and tapped. This can take the best part of a day, so give yourself plenty of time. Some cars use a printed circuit dash instead of a wiring loom and the connections can be soldered onto the back of the pc board, taking care not to damage it.

The other two wires, 12 volts and earth, can be taken to any convenient point in the car's wiring, however the 12 volts must be switched via the ignition switch.

After the unit has been assembled and installed the fuel alarm level must be set. Run the fuel in the tank down to the desired level and adjust the trimpot

until the alarm just sounds. The adjustment should allow you to do this at any fuel level for a check of correct operation after the unit is installed.

When the fuel gets near the pre-set level the alarm will 'blip' as the fuel sloshes around in the tank, making quite a fuss if you let the fuel drop below the set level.



fuel level alarm

PARTS LIST - ETI 321

Resistors	all ½W, 5%
R1	4k7
R2	100k
R3	470R
R4, R5	1M5
R6	100k
R7	22k
R8, R9	820k
R10	1M2
R11	560k
R12	680k
R13	1M2
R14	470R
R15	22k
R16	56k
R17	1M2
R18, R19	3M3
R20	1k
RV1	5k or 4k7 min vert mounting trippot
Capacitors	
C1	150n greencap
C2	1µ tantalum
Semiconductors	
D1, D2	IN914 or similar
LED1	TIL 220R Red Led or similar
Q1	BC139, BC184 or similar
IC1	LM3900

Miscellaneous

ETI 321 pc board, Sonalert or similar warning device, box to suit (see text), pushbutton (push to make), terminal strip.

BELOW LEFT is the pc board overlay. Take care with the orientation of the diodes and tantalum capacitor (C2). Initially, we cut the board for behind-dash mounting and had to secure it in the PacTec case with a strip of double-sided tape. The pc board artwork is below.

HOW IT WORKS - ETI 321

The circuit consists of a voltage comparator, IC1a, an LED driver, IC1c, an astable multivibrator used as a low frequency oscillator, IC1d, and a mute circuit, IC1b.

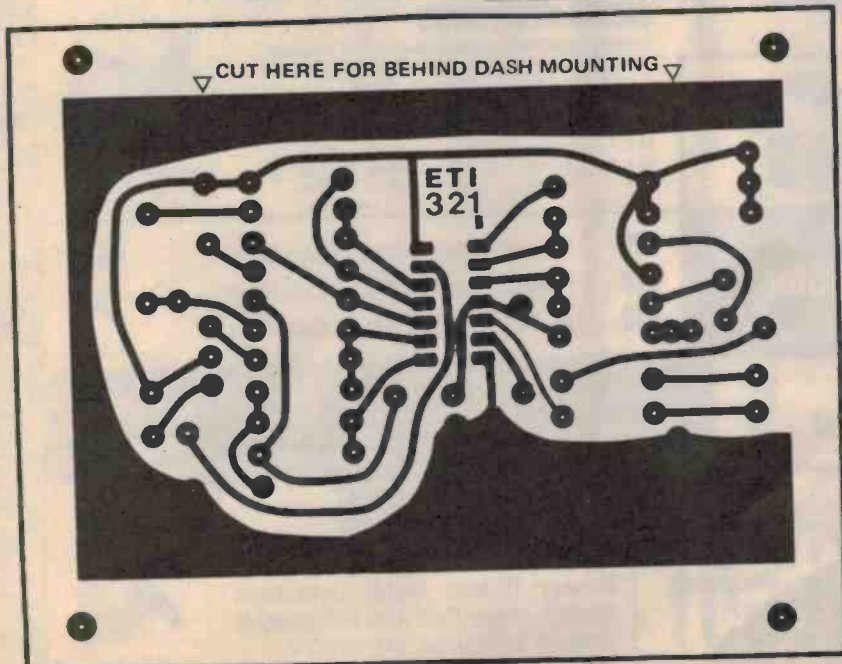
IC1a is wired as a voltage comparator with a small amount of hysteresis provided by R7 and R3. When the fuel level in the tank drops, the voltage across the rheostat rises. This voltage is fed to the inverting input of IC1a and is compared to the pre-set voltage level from RV1 on the non-inverting input. When the voltage across the rheostat is low, the output of IC1a is high. When the tank empties to the point where the voltage on the inverting input is just higher than the reference, the output of IC1a goes low.

The output of IC1a is connected to the inverting input of IC1c. When the output of IC1a goes low, the output of IC1c goes high, lighting the LED.

The low from IC1a is also fed to the negative input of IC1d, through D2 and R15, enabling the oscillator. The output of the oscillator is fed to an emitter follower, Q1, which drives the alarm.

When the ignition is first turned on the mute circuit, IC1b, is automatically set to have a low on its output (pin 10) by C1 charging via R8. D1 is reverse biased and the circuit is isolated from the oscillator. When the mute button is pressed the output is latched high, D1 is forward biased and the inverting input of IC1d is held high disabling the oscillator. Diode D2 is reverse biased when this occurs and the output of IC1a remains low. The LED will still be lit.

When the power is turned off and re-applied the mute circuit is reset to a low output and the circuit is ready to be retriggered.



△ CUT HERE FOR PAC TEC BOX △

RADIO DESPATCH SERVICE

THE SPECIALIST STORE

869 George Street, Sydney, NSW. 2000.
(Near Harris St.)
Phone: 211-0816, 211-0191.

ATTENTION


Front panels for ETI and EA projects now made-up under order. Available on black or silver background. All panels made by the Scotchcal system. Contact us for prices.

COMPUTER COOLING FANS

Popular Muffin fan. Standard size 4.68" square. 110 or 240 volt available.
240V\$23.35
110V\$31.35



LSG 16 RF Signal Generator



100kHz —
100MHz, solid state RF. Suited for aligning the IF circuits in AM, FM and TV sets.

\$119

CALCULATOR MONTH!



TEXAS INSTRUMENTS

Ti59 Calculator.....\$247 plus S/T
Ti PC100 Printer \$213.57 plus S/T
Ti58 Calculator.....\$109 plus S/T

CANON AUDIO CONNECTORS

We are distributors for Canon plugs and sockets. Check our prices.



FM Transmitter

HF65 FM Transmitter, 60-148MHz, \$9.90. Will run 5W output with heatsink. Ideal for signal testing or for a miniature transmitter which could be received on a standard FM receiver. Kit HF65.

MAIL ORDER CUSTOMERS

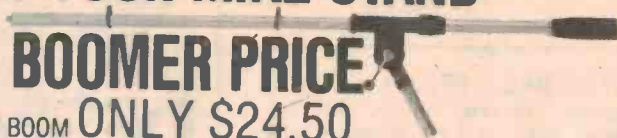
\$1.00 packing plus 5 percent of order value up to \$80.00, thence a flat \$4.00 for postal items. Carrier — freight on.

OPEN: Mon-Fri 8am to 5.30pm.
Thursday night late shopping till 8.30pm. Saturday 8am to 11.45am.

HAVE A HAPPY HOLIDAY AT THE HEART OF ELECTRONICS. WE MAKE YOUR HOLIDAY MORE PLEASANT

CONVERT YOUR MIKE STAND AT THIS BOOMER PRICE

MODEL KY-104S BOOM ONLY \$24.50



DON'T YA WANTA HEAR IT LOUD AND CLEAR?

If you do, get a Hot Rod CB aerial for \$19.95 (includes right angle lay back bracket).

SUPER LOW PRICES!

Look, we have special prices on our popular range of amplifier cases for January only so be quick.

\$10.50

\$16.95



\$14.75

HOLIDAY SPECIAL

Battery eliminators

12 VOLT DC at 150 m/a
Normally \$8.95 NOW \$4.40

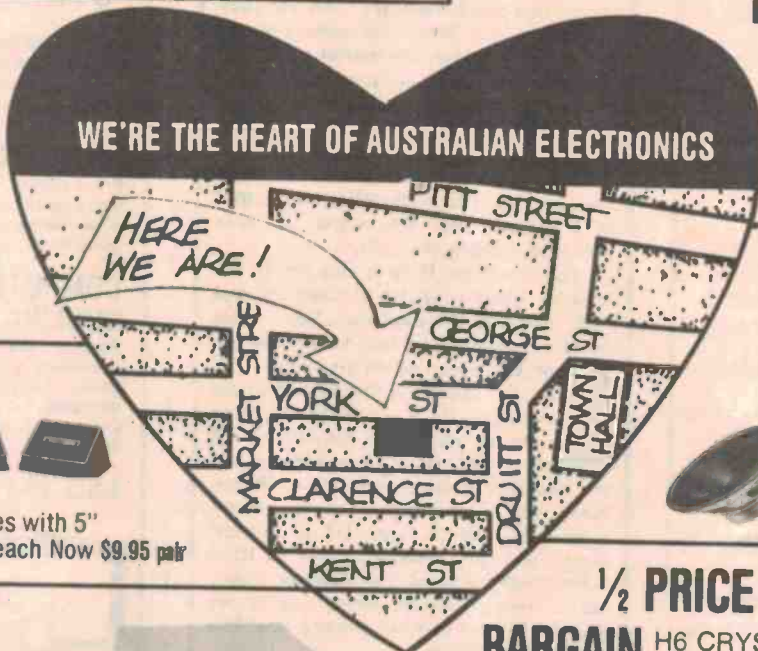


COMPARE THIS PRICE



BUX-55 12 volt high power siren. Ideal for electronic alarm especially Automotive. Only \$22.50 each

WE'RE THE HEART OF AUSTRALIAN ELECTRONICS



BE COOL — USE THE BEST IN HEATSINK

113 wide x 30mm high in black anodized extruded
4 INCH \$3.25 6 INCH \$5.25
12 INCH \$6.50

SPEAKS A LITTLE CLEARER

Davred Speakers
Model EP F46 6" x 4" 5 watt
Was \$6.95 Now \$3.45
Model MF80T 8" 15 watt,
wide range in 3 ohm
Was \$11.50 Now \$5.25



NEW YEAR SPECIAL



DCI CAR SPEAKERS
4 or 8 ohm speaker boxes with 5" speaker. Usually \$9.95 each Now \$9.95 pair

NEW PRODUCT

INSTRUMENT CASE IC3
5 1/2 x 4 1/2 x 2 1/4 with swivel mounting bracket. Has a million and one uses. LOOK AT THE PRICE ONLY \$10.95



1/2 PRICE JANUARY BARGAIN

H6 CRYSTAL EARPIECE
Was \$2.40 Now \$1.20 each



LOOK LOOK LOOK

DAVRED METAL BOXES

These are the little two-tone brown boxes that are being used for all types of kits and projects. Number 4 has rubber feet

	Length	Width	Depth	
No. 1	82mm	70mm	50mm	\$2.95
No. 2	100mm	82mm	54mm	\$3.45
No. 3	12mm	89mm	54mm	\$3.95
No. 4	140mm	120mm	90mm	\$4.75
No. 5	125mm	163mm	120mm	\$6.25



IN STOCK NOW

A fabulous range of stereo headphones from \$9.95 — come to the heart of electronics and browse.



SEE US FIRST FOR MINIATURE TRIMMERS — Ex Stock

3/4" Rectangular Trimmer sealed for hot water immersion. 10ohm-1 Meg \$2.20 ea.
MURATA miniature cermet trimmers RVG series 200 ohm-1 meg 80c ea.

JANUARY SPECIAL

Be quick, the ever popular PL259 plug normally \$1.20 THIS MONTH 99c ea.



- PT5 PC board pot 500 ohm - 2 meg 35c ea.
- PT8 PC board pot 500 ohm - 2 meg 40c ea.
- PT9 PC board pot 100 ohm - 1 meg 25c ea.



HAPPY HOLIDAY READING

NOW IN STOCK January issues E.T.I. + E.A.
E.T.I. Simple Projects \$2.95 E.A. Digital Electronics \$3.50 E.T.I. Circuits No. 2 \$2.95
E.A. Getting into Microprocessor \$4.50 E.T.I. 30 Audio Projects \$3.95.

DAVID REID ELECTRONICS PTY. LTD.

127 York St, Sydney
PO BOX Q103, Sydney, NSW. 2000

Tel **296601**

JOIN THE GREAT TREASURE HUNT

We've a wide range of renowned Bounty Hunter Metal Detectors. Models range from the inexpensive through to professional models.



TAKE A HOLIDAY VISIT THE HEART OF ELECTRONICS


WE MAKE YOUR HOLIDAY MORE PLEASANT

WE'VE GOT A BETTER ELECTRONICS DEAL FOR YOU. HAVE AN ELECTRONICS HOLIDAY YOU'VE GOT TO HAVE A HEART AND WE'RE IT IN SYDNEY.

WE'VE GOT A BIG HEART AND A BETTER DEAL AT THE HEART OF ELECTRONICS. YOU'VE GOT TO HAVE A HEART AND WE'RE IT IN SYDNEY.

1/3 OCTAVE GRAPHIC EQUALISER

MODEL 2801



Specifications:

DISTORTION (@ 2 volts out)	Less than .05% 20Hz–20kHz
FREQUENCY RESPONSE – EQ. OUT – EQ. IN	Flat 20Hz – 20kHz \pm 1/2 dB
SIGNAL TO NOISE RATIO (@ 2 volts out, controls flat)	greater than 82dB
OUTPUT IMPEDANCE:	100 Ohms (will drive low or high impedance equipment)
INPUT IMPEDANCE:	50K to 100K depending on input configuration.
MAXIMUM INPUT VOLTAGE:	10 volts
EQ, centre frequencies:	31.5, 40, 50, 63, 80, 100, 125, 160, 200, 250, 315, 400, 500, 630, 800, 1K, 1.25K, 1.6K, 2K, 2.5K, 3.15K, 4K, 5K, 6.3K, 8K, 10K, 12.5K, 16K, Hz
Range of Controls:	
Individual Filters:	\pm 10dB
Level	\pm 15dB
CONTROLS EQUALISATION:	28 Vertical potentiometers continuously variable \pm 10dB
LEVEL:	Rotary potentiometer variable \pm 15dB
EQ BYPASS:	Toggle Switch
POWER:	" "
Terminations:	Rear panel cannon sockets & P.M.G. sockets for input and output.
PHYSICAL Size	19" x 3 1/2" x 4" (Standard rack mount size)
Weight	4 kg
Finish	Front & rear panel brushed & anodised black with white lettering, black Marviplate cover

The 2801 is a single channel graphic equaliser that divides the audio spectrum into twenty-eight one third octave bands. Each frequency segment is controlled by a slider that provides up to \pm 10dB of adjustment in standard ISO steps.

The 2801 was designed primarily to compensate for any deficiencies in the linearity of speaker systems, acoustic peculiarities of the hall or listening room, and inadequacies of program source quality.

In P.A. application the equaliser may be used to improve sound quality and increase intelligibility by attenuating problem frequencies that cause ringing, boominess or other disruptive resonances that occur in acoustically difficult rooms. The 2801 allows sound systems to be "tuned" according to the special acoustics of a room, to maximize output and minimize feedback.

As a creative tool in sound recording or re-recording the 2801 allows complete freedom in contouring response over the complete audio spectrum from 31.5Hz to 16KHz.

- 28 adjustable controls on 1/3 octave ISO centre frequencies
- Vertical slide controls give a graphic representation of the resulting response curve.
- 10dB boost or 10dB cut at any centre frequency.
- Gain control giving \pm 15 dB operating range.
- Balanced or unbalanced input.
- Equaliser bypass switch.
- Standard rack mounting — only 3 1/2" high.

Available as a complete kit for \$198.00.

Post and pack \$3.00

Construction notes \$1.00, refundable on kit price.

jaycar
PTY LTD.

380 SUSSEX STREET, SYDNEY

PO Box K39, Haymarket, 2000. Tel: 211-5077.

ROD IRVING

COMPONENTS

2114 RAMS	\$6.25
2708 EPROM	9.50
741's 10 up	2.50
555's 10 up	2.90
BD139 10 up	4.50
BD140 10 up	4.50
SC141D 10 up	1.10
SC151D 10 up	2.10
RED LEDS 10 up	1.40
RED LEDS 100 up	11.00
YELLOW LEDS 10 up	2.90
8 PIN I/C SKTS 10 up	2.00
BC547 10 up	1.00
BC548	0.15 ea.
BC549	0.19 ea.
MJ802	3.60
6,800/50V CAPS (LUG)	4.50
5,600/40V CAPS (PCB)	1.90

10 TURN POTS

¼" SHAFT. VALUES: 100, 500, 1K, 2K, 5K, 10K, 20K, 50K, 1M.

Inc. tax **\$6.25** ea.

MAXELL UDC 90 TAPES,

3 for
\$9.00

Shop customers only (No mail order).

We are stockists of Magnavox & Ralmar speakers. Also audio specials mics, FM mics, audio mixers, connectors including Neutrik (Cannon compatible). Prices and information on application.

All prices include sales tax. Post and pack min. \$1.00. Extra post and pack for heavier items or where indicated. Extra heavy items sent COMET 'freight on'. Offers current for six weeks. Prices subject to change without notice.

We also stock multimeters, solder, computer products (incl. central data), specialised kits, Veroboard, soldering irons, solderwick, antennas, hi-fi turntables, etc.



**HEX
KEY PAD
\$17.90**

KITS & CIRCUIT BOARDS



(Kits of parts including quality fibreglass boards)

ETI SERIES 4000 AMP

- Complete Kit\$175.00
- Quality front panel to suit above...\$7.99
- ETI 470 kit of parts.....19.90
- ETI 480 kit of parts 100w (incl. bracket).....19.75
- ETI 470 PS kit of parts.....19.50 (Includes relay, not transformer)
- Transformer to suit22.90
- ETI 471 pre-amp45.50
- ETI 585R ultra sonic RX15.95
- ETI 585T ultra sonic TX8.95
- EA 79 SF9 sound flash trigger.....15.00
- All parts available for DREAM computer project.
- P.C.B.'S (all quality fibreglass boards)
- ETI 574 disco strobe.....2.80
- ETI 549A metal detector.....2.75
- DREAM circuit board.....9.90

Project Boards (Fibreglass)

ETI 043.....1.40	ETI 137B.....2.90	ETI 547.....2.20
ETI 044.....1.30	ETI 139.....1.90	ETI 581.....2.20
ETI 047.....1.50	ETI 245.....1.60	ETI 583.....2.20
ETI 061.....1.40	ETI 417.....1.60	ETI 585R.....1.60
ETI 062.....1.80	ETI 445.....1.50	ETI 585T.....1.40
ETI 063.....1.70	ETI 446.....1.90	ETI 586.....2.30
ETI 064.....1.70	ETI 449.....1.50	ETI 603.....2.50
ETI 065.....1.70	ETI 450A.....1.90	ETI 604.....1.60
ETI 067.....1.80	ETI 450B.....1.90	ETI 635.....2.90
ETI 068.....1.40	ETI 480.....3.90	ETI 638A.....3.90
ETI 071.....1.40	ETI 480PS.....2.40	ETI 708.....1.90
ETI 072.....1.80	ETI 481M.....2.00	ETI 713.....3.90
ETI 081.....1.50	ETI 481PS.....3.50	ETI 714.....1.90
ETI 083.....1.80	ETI 483.....2.20	ETI 717.....2.90
ETI 084.....1.70	ETI 484.....3.90	EA 78A06.....2.90
ETI 085.....1.30	ETI 485.....2.90	EA 78T08.....2.00
ETI 130.....1.90	ETI 486.....2.90	EA 78N6.....3.20
ETI 134.....1.90	ETI 489A.....2.50	EA 78N4.....2.50
ETI 135.....1.90	ETI 499.....1.90	EA 78UT4.....3.90
ETI 136.....1.80	ETI 528.....2.20	EA 78T3.....4.20
ETI 137A.....2.90	ETI 541.....2.20	EA 78C5.....3.90

Rod Irving Electronics Kits

Additional kits will be produced as new projects are available.

ETI 041 continuity tester.....	3.65
ETI 043 heads and tails.....	3.15
ETI 044 2 tone door bell.....	3.90
ETI 046 500 second timer.....	3.45
ETI 047 simple morse, less key.....	3.05
ETI 048 buzz board.....	3.45
ETI 480 100w amp.....	17.45
ETI 063 electronic bongo.....	4.20
ETI 065 siren-less speaker.....	4.20
ETI 066 temp. alarm.....	3.65
ETI 068 LED dice.....	4.90
ETI 084 car alarm.....	9.45
ETI 470 60w amplifier.....	19.45
ETI 480 50w amplifier.....	14.70

(amplifier kits do not include heatsink)
Kits are complete with prime spec components and include assembly instructions, wire, solder, etc. All kit prices include sales tax, exempt prices on application.

NEW PRODUCTS

EA METAL DETECTOR
PCB.....\$2.50

NEW COMPUTER PRODUCTS

63 Key Keyboards **\$49.50**


Attention Sorcerer and TRS 80 owners: Memory expansion kits available — please enquire.

We also offer full service facilities on micro problems.

STATIC RAM KIT 16K S-100

Kit form **\$269**

Assembled & tested..... **\$299**



**4 digit
LARGE
LCD
DISPLAY**

Send for specs.

\$69.95

Add \$3 P&P and certified mail.

**INTERSIL ICL7106
LCD EVALUATION KIT \$32.50**

INTERSIL LCD 3½ DIGIT PANEL METER KITS

Build a working DPM in ½-hour with these complete evaluation kits.

Test these new parts for yourself with Intersil's low-cost prototyping kits, complete with A/D converter and LCD display (for the 7106) or LED display (for the 7107). Kits provide all materials including PC board, for a functioning panel meter. ICL7106EV (LCD)

SHOP 499, HIGH STREET, NORTHCOTE, VIC. 3070

Open: Mon-Thur 8am-5.30pm. Fri 8am-8pm. Sat 8.30am-12.30pm. Mail Orders: PO Box 135, Northcote. Vic. 3070. Minimum 75c post and pack. Send 30c stamp for free condensed catalogue



Electronic ohmmeter features linear scale and high accuracy

Many workshop, laboratory and hobby applications require accurate measurement of resistor values or accurate matching of resistors of the same nominal value. This simple instrument fills the bill for the sort of measurement required.

THIS INSTRUMENT is a simple and inexpensive semi-precision ohmmeter that can be used to give accurate readings of resistance from a few tens of ohms to one megohm. The unit has four decade ranges covering 1k to 1M full scale and has a full scale accuracy of 2% if low tolerance range resistors are used.

Conventional moving coil ohmmeters have non-linear scales which typically cover two to four decade ranges of resistance value on a single scale. With such a range of resistance it is impossible to obtain an accurate reading, especially at the higher values. To measure resistance values with reasonable accuracy, the usual method is to use a Wheatstone Bridge, often very expensive and time consuming.

By contrast, this ohmmeter gives resistance readings on a linearly calibrated scale and covers only a single decade of resistance on each switched range. The instrument thus gives

inherently more accurate readings of resistance than multimeter type ohmmeters.

The technique

The circuit consists of a voltage reference feeding an operational amplifier. The gain of the op-amp is set by the ratio of the range resistors, R3 to R6, to the feedback resistor, Rx. A moving-coil meter is connected to the output of the op-amp and the reading will be the reference voltage multiplied by the gain of the op-amp. Therefore, the reading is proportional to the gain of the op-amp which in turn is proportional to the value of Rx, the unknown resistor.

The op-amp we selected is a 301, used for its low input current. This ensures that the highest resistance range is not shunted by the input resistance of the op-amp causing inaccuracy at higher values. In fact a 10M range could

be added but would not be accurate over about a few megs. The lowest resistance range is determined by the current capacity of the op-amp, reference supply, and the batteries.


Calibration of the instrument is achieved by adjusting the trimpot for correct reading with a known resistance.

Construction

The ohmmeter can either be constructed as a completely contained unit, with its own moving-coil meter, as we have done, or it can be built as an add-on to an existing multimeter having a 1mA dc current range. As the meter is the most expensive part the latter method is by far the cheapest way of doing it.

The construction is straightforward with all the minor components mounted on a pc board. Take care with the polarity of the zener diode. The 301 op-amp cannot be substituted by a ▶

Project 151

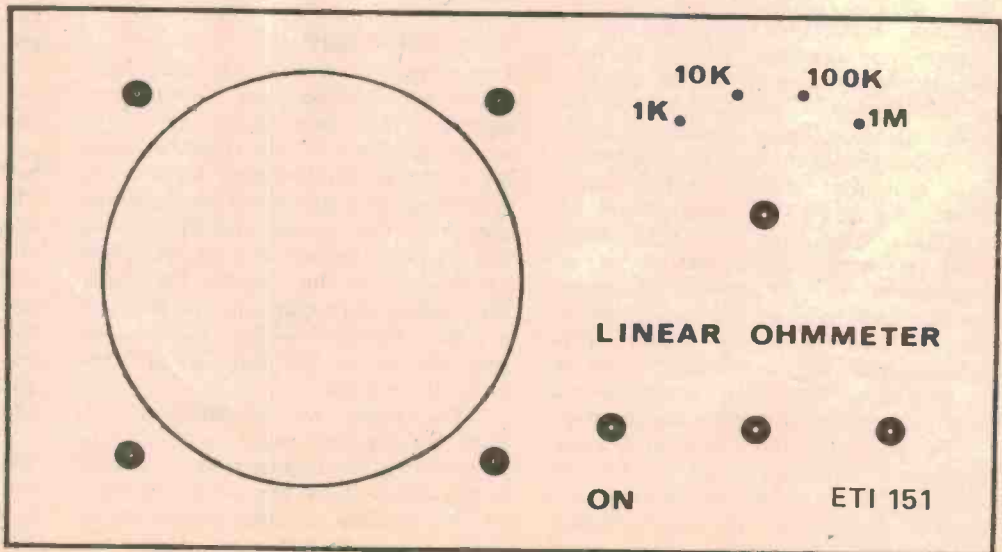
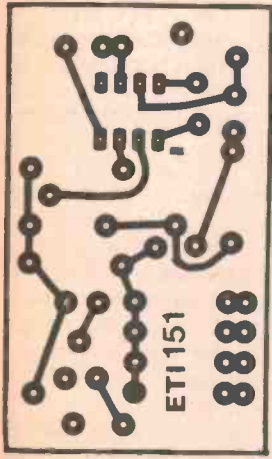


741 as it has been selected for its low input current. The overall accuracy of the instrument is determined by the tolerance of the range resistors (R3 to R6) and the accuracy of the meter. If 1% or 2% resistors are used the accuracy

of the instrument will be about two percent. See Shoparound for a list of suppliers with close tolerance resistors.


When the pc board assembly is complete, fit the board into the box and complete the wiring to the major

components. We used a common plastic case, identical to the one used for the Linear Scale Frequency Meter in the December issue. If you are making an add-on version of the meter, fit a couple of screw terminals in place of the meter

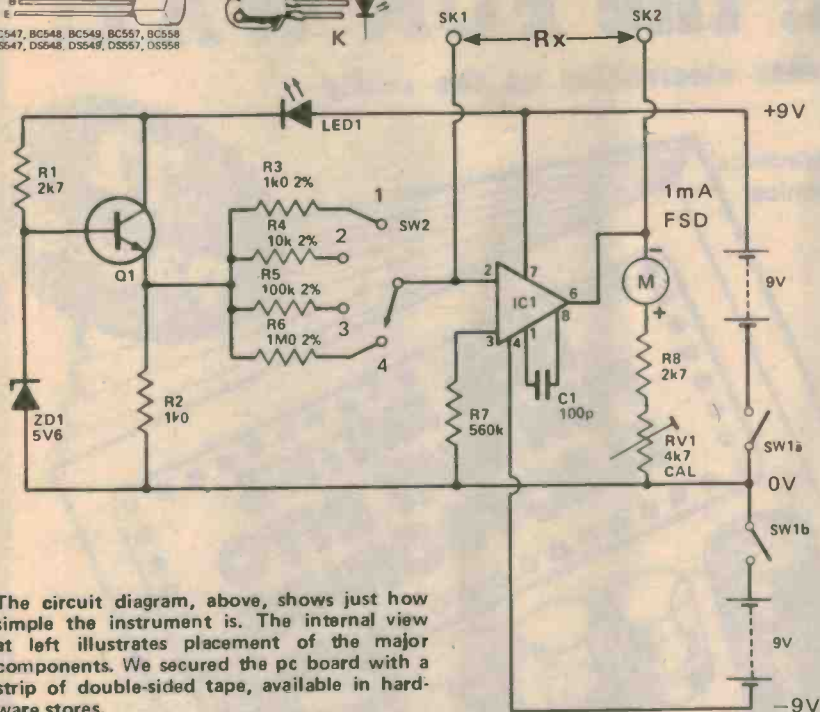


RIGHT: Front panel artwork. Scotchcal overlays will be available from Radio Despatch Service in Sydney.

linear scale ohmmeter



BC547, BC548, BC549, BC557, BC558
DS547, DS548, DS549, DS557, DS558



The circuit diagram, above, shows just how simple the instrument is. The internal view at left illustrates placement of the major components. We secured the pc board with a strip of double-sided tape, available in hardware stores.

for connection to your multimeter.

We used a 'Lorlin' range switch made by C&K. These switches start out life as a two-pole six-position switch and are easily changed to four position by moving round a small metal ring beneath the securing nut. Only one pole is used. In this way, C&K have come up with a single switch which can be changed to suit your own needs.

If your supplier stocks this switch he will show you how to adjust it. Any other single-pole four-position switch will do just as well.

Calibration

When construction is complete, switch the unit on and check that the LED lights up. If it doesn't, check the wiring and the polarity of the LED. When all is well connect an accurately known resistor (having a value within the range of the instrument) across the terminals and adjust the trimpot for the correct reading. The unit is then ready for use and should not require further calibration. You could purchase a 1k, 1% resistor specifically for this purpose.

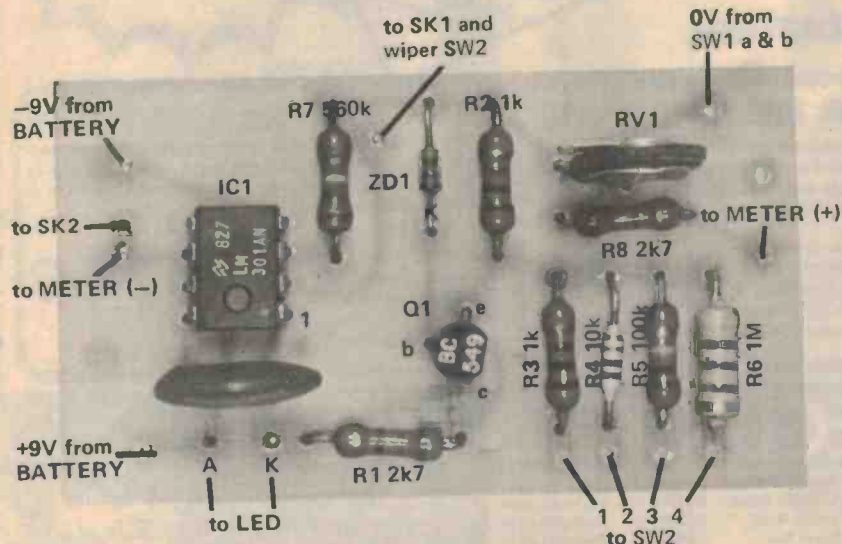
HOW IT WORKS - ETI 151

The linear scale ohmmeter circuit is divided into two parts: a reference voltage generator and a readout unit that indicates the value of the resistor under test. The reference voltage generator section of the circuit comprises zener diode ZD1, transistor Q1, and resistors R1 and R2. The action of these components is such that a stable reference of about 5V is developed across R2. This reference voltage is fed to the op-amp resistance-indicating circuit via range resistors R3 to R6.

The op-amp is wired as an inverting dc amplifier, with the 1 mA meter and R8-RV1 forming a voltmeter across its output, and with the op-amp gain determined by the relative values of ranging resistors R3 to R6 and by the negative feedback resistor Rx. RV1 is adjusted so that the meter reads full scale when Rx has the same value as the selected range resistor. Under this condition the op-amp circuit has a voltage gain of precisely unity. Since the values of the reference voltage and the ranging resistors are fixed, the reading of the meter is directly proportional to the value of Rx, and the circuit thus functions as a linear-scale ohmmeter and has a full scale value equal to the value of the selected range resistor.

PARTS LIST - ETI 151

Resistors	all ½W
(* See text)	
R1	2k7 5%
R2	1k 5%
R3	1k*
R4	10k*
R5	100k*
R6	1M*
R7	560k 5%
RV1	5k minimum vertical trim pot
Capacitors	
C1	100p ceramic
Semiconductors	
LED1	TIL220 red LED or similar
ZD1	5V1 400mW zener diode
Q1	BC109, BC549, or similar
IC1	301 op amp
Miscellaneous	
SW1	DPDT minimum toggle switch
SW2	one pole four position wafer switch
M1	1mA FSD meter 60 mm square, University TD66 or similar
SK1, SK2	screw terminals
ETI 151 pc board, two 9V batteries (type 216) and battery clips, plastic case 130 mm x 130 mm x 75 mm, knob.	



Electronics: the FUN WAY!

At last, there's a book that treats electronics as the really enjoyable hobby it is!

It's called 'Dick Smith's Fun Way Into Electronics' – and it's the ideal introduction to electronics for all ages – from 5 to 95.

Dick Smith's Fun Way uses a unique 'breadboard' wiring system that needs no soldering – so it is safe and each project has easy, step-by-step instructions that anyone can follow.


There are twenty exciting projects to build, from continuity checkers to radio transmitters – even a beer-powered radio receiver!

Electronics is fun. Have fun with Dick Smith's Fun Way into Electronics.

- SAFE
- SIMPLE
- ECONOMICAL
- FUN!
- ONLY \$4.95
- NOW AVAILABLE

SCHOOLS, COLLEGES, BOOK SHOPS, NEWSAGENTS, ETC: Ask about our incredible discounts for bulk orders (10 copies or more) of this book. You'll be pleasantly surprised!

72 pages!



And to help you get started:

Save money with 'Fun Way' kits! The components used in the Fun Way book are all common, easy-to-get types. But you can save by buying the kits from Dick Smith: We have assembled two kits which contain brand new, guaranteed components. You save up to 1/3 on the cost of individual components!

SAVE MONEY - BUY THE KIT!

KIT 1: FOR PROJECTS 1 - 10

Build the first ten projects with these components – even includes the baseboard to assemble them on. You can make light flashers, Morse communicators, transistor checkers, continuity indicators, etc etc.

Contains: One particle board, 28 self tapping screws & washers, 1.7m wire, speaker, battery clip, 23 resistors, light dependent resistor, one diode, two LEDs, two transistors, 7 capacitors.

\$6.90

Cat K-2600

KIT 2: FOR PROJECTS 11 - 20

This kit contains slightly more specialised components which, with the components in kit 1, will enable you to make the last ten projects, including radio receivers & transmitters, audio amplifiers, etc.

Contains: 10 capacitors, one variable capacitor, one potentiometer, one resistor, one signal diode, one integrated circuit, one ferrite rod aerial, one crystal earphone, one audio transformer and 70cm hook-up wire.

\$7.50

Cat K-2610

DICK SMITH ELECTRONICS

bankcard
welcome here

SHOPS OPEN 9AM to 5.30PM
(Saturday: 9am till 12 noon)
BRISBANE: Half hour earlier.
ANY TERMS OFFERED ARE TO APPROVED APPLICANTS ONLY
RE-SELLERS OF DICK SMITH PRODUCTS IN MOST AREAS OF AUSTRALIA









NSW 125 York Street, 147 Hume Highway, 162 Pacific Highway, 30 Grosse Street, 263 Keira Street,	SYDNEY. Phone 290 3377 CHULLORA. Phone 642 8922 GORE HILL. Phone 439 5311 PARRAMATTA. Phone 683 1133 WOLLONGONG. Phone 28 3800	ACT 96-98 Gladstone Street, VIC 399 Lonsdale Street, 656 Bridge Road, QLD 166 Logan Road, SA 203 Wright Street, WA 414 William Street,	FYSHWICK. Phone 80 4944 MELBOURNE. Phone 67 9034 RICHMOND. Phone 428 1614 BURANDA. Phone 391 6233 ADELAIDE. Phone 212 1962 PERTH. Phone 328 6944
--	---	--	---

EXCEPT WHERE NOTED. ALL ITEMS SHOWN IN STOCK AT PRICES GIVEN AT TIME OF GOING TO PRESS.

MAIL ORDER CENTRE: PO Box 321, NORTH RYDE NSW 2113. Ph 888 3200. PACK & POST EXTRA.

Some of AUSTRALIA'S LOWEST COMPONENT PRICES

Note: Regular Prices not temporary specials — keep us in mind for that next order. (Diggerman Electronics)

 <p>POTS 38c (LINEAR 1/4" ALUM. SHAFT)</p>	<p>Linear potentiometers rotary carbon 38c ea. 500 Ohm, 1K, 5K, 10K, 25K, 50K, 100K, 250K, 500K, 1M, 2M.</p>	<p>Quality Large red LEDs well diffused wide viewing angle. 17c each, \$1.50 per 10, \$110/K. Quality MOUNTING CLIPS 5c ea. \$4/100</p> <p>LEDS \$12 a 100 17c each</p> 																																																																																						
 <p>TRIMPOTS 15c (10mm)</p>	<p>Values: 100, 250, 500 Ohm, 1K, 2K, 5K, 10K, 25K, 50K, 100K, 250K, 500K, 1M, 2M</p>	<p>Trade/govt./S.T. exempt: welcome. Send for special lists (e.g. \$26 a 100 pots and \$99 a 1000 LEDs plus tax if applicable. Small quantities also.</p> <p>TRADE ENTRANCE</p> <p>Schools Credit Okay</p>																																																																																						
<p>BC 107 BC 108 BC 109 13c</p> <p>METAL CAN TRANSISTOR</p> <p>BC 108 - 13c</p> <p>10 for \$1.20 100 for \$11</p>	<p>1 Amp. DIODES</p> <p>50V 1N4001 - 6c 100V 1N4002 - 7c 400V 1N4004 - 8c 1000V 1N4007 - 12c 10% off 100 SAME</p>	<p>SIGNAL DIODE IN4148</p> <p>\$4 a 100 \$30 a 1000 5c each</p> <p>ZENER DIODES: 15c each 400 mW 5% E24 values 3V to 33V</p>																																																																																						
<p>(per 100 prices in brackets)</p> <table border="1"> <tr> <th>Cap.</th> <th>16V</th> <th>25V</th> <th>50V</th> </tr> <tr> <td>0.47 uF</td> <td>all</td> <td>all</td> <td>all</td> </tr> <tr> <td>10uF</td> <td>5c(\$3 1/2)</td> <td>6c(\$3 3/4)</td> <td>7c(\$4)</td> </tr> <tr> <td>22uF</td> <td>6c(\$3 3/4)</td> <td>7c(\$4)</td> <td>8c(\$5)</td> </tr> <tr> <td>33uF</td> <td>8c(\$4)</td> <td>9c(\$5)</td> <td>10c(\$6)</td> </tr> <tr> <td>47uF</td> <td>9c(\$5)</td> <td>10c(\$6)</td> <td>11c(\$7)</td> </tr> <tr> <td>100uF</td> <td>10c(\$6)</td> <td>12c(\$7)</td> <td>14c(\$11)</td> </tr> <tr> <td>220uF</td> <td>12c(\$8)</td> <td>16c(\$10)</td> <td>35c(\$17)</td> </tr> <tr> <td>470uF</td> <td>16c(\$12)</td> <td>22c(\$16)</td> <td>45c(\$30)</td> </tr> <tr> <td>1000uF</td> <td>22c(\$18)</td> <td>30c(\$25)</td> <td>75c(\$50)</td> </tr> <tr> <td>1000uF/16V axial</td> <td colspan="3">— 20c ea. \$8 per 50</td> </tr> <tr> <td>2200uF/50V PCB</td> <td colspan="3">— 95c ea. \$9 per 10</td> </tr> </table> <p>Full axial price list — SAE</p> <p>5c ELECTROS (UPRIGHT)</p> 	Cap.	16V	25V	50V	0.47 uF	all	all	all	10uF	5c(\$3 1/2)	6c(\$3 3/4)	7c(\$4)	22uF	6c(\$3 3/4)	7c(\$4)	8c(\$5)	33uF	8c(\$4)	9c(\$5)	10c(\$6)	47uF	9c(\$5)	10c(\$6)	11c(\$7)	100uF	10c(\$6)	12c(\$7)	14c(\$11)	220uF	12c(\$8)	16c(\$10)	35c(\$17)	470uF	16c(\$12)	22c(\$16)	45c(\$30)	1000uF	22c(\$18)	30c(\$25)	75c(\$50)	1000uF/16V axial	— 20c ea. \$8 per 50			2200uF/50V PCB	— 95c ea. \$9 per 10			<p>5c POLYESTER FILM CAPS</p> <p>E12 10% 100V</p> <table border="1"> <tr> <td>.001 - 5c</td> <td>.01 - 5c</td> <td>.1 - 10c</td> </tr> <tr> <td>.0012 - 5c</td> <td>.012 - 6c</td> <td>.12 - 11c</td> </tr> <tr> <td>.0015 - 5c</td> <td>.015 - 6c</td> <td>.15 - 12c</td> </tr> <tr> <td>.0018 - 5c</td> <td>.018 - 6c</td> <td>.18 - 14c</td> </tr> <tr> <td>.0022 - 5c</td> <td>.022 - 6c</td> <td>.22 - 15c</td> </tr> <tr> <td>.0027 - 5c</td> <td>.027 - 6c</td> <td>.27 - 16c</td> </tr> <tr> <td>.0033 - 5c</td> <td>.033 - 7c</td> <td>.33 - 18c</td> </tr> <tr> <td>.0039 - 5c</td> <td>.039 - 7c</td> <td>.39 - 19c</td> </tr> <tr> <td>.0047 - 5c</td> <td>.047 - 7c</td> <td>.47 - 20c</td> </tr> <tr> <td>.0056 - 5c</td> <td>.056 - 8c</td> <td></td> </tr> <tr> <td>.0068 - 5c</td> <td>.068 - 8c</td> <td>All values</td> </tr> <tr> <td>.0082 - 5c</td> <td>.082 - 9c</td> <td>in uF</td> </tr> <tr> <td></td> <td></td> <td>10% off 100 same uF</td> </tr> </table>	.001 - 5c	.01 - 5c	.1 - 10c	.0012 - 5c	.012 - 6c	.12 - 11c	.0015 - 5c	.015 - 6c	.15 - 12c	.0018 - 5c	.018 - 6c	.18 - 14c	.0022 - 5c	.022 - 6c	.22 - 15c	.0027 - 5c	.027 - 6c	.27 - 16c	.0033 - 5c	.033 - 7c	.33 - 18c	.0039 - 5c	.039 - 7c	.39 - 19c	.0047 - 5c	.047 - 7c	.47 - 20c	.0056 - 5c	.056 - 8c		.0068 - 5c	.068 - 8c	All values	.0082 - 5c	.082 - 9c	in uF			10% off 100 same uF
Cap.	16V	25V	50V																																																																																					
0.47 uF	all	all	all																																																																																					
10uF	5c(\$3 1/2)	6c(\$3 3/4)	7c(\$4)																																																																																					
22uF	6c(\$3 3/4)	7c(\$4)	8c(\$5)																																																																																					
33uF	8c(\$4)	9c(\$5)	10c(\$6)																																																																																					
47uF	9c(\$5)	10c(\$6)	11c(\$7)																																																																																					
100uF	10c(\$6)	12c(\$7)	14c(\$11)																																																																																					
220uF	12c(\$8)	16c(\$10)	35c(\$17)																																																																																					
470uF	16c(\$12)	22c(\$16)	45c(\$30)																																																																																					
1000uF	22c(\$18)	30c(\$25)	75c(\$50)																																																																																					
1000uF/16V axial	— 20c ea. \$8 per 50																																																																																							
2200uF/50V PCB	— 95c ea. \$9 per 10																																																																																							
.001 - 5c	.01 - 5c	.1 - 10c																																																																																						
.0012 - 5c	.012 - 6c	.12 - 11c																																																																																						
.0015 - 5c	.015 - 6c	.15 - 12c																																																																																						
.0018 - 5c	.018 - 6c	.18 - 14c																																																																																						
.0022 - 5c	.022 - 6c	.22 - 15c																																																																																						
.0027 - 5c	.027 - 6c	.27 - 16c																																																																																						
.0033 - 5c	.033 - 7c	.33 - 18c																																																																																						
.0039 - 5c	.039 - 7c	.39 - 19c																																																																																						
.0047 - 5c	.047 - 7c	.47 - 20c																																																																																						
.0056 - 5c	.056 - 8c																																																																																							
.0068 - 5c	.068 - 8c	All values																																																																																						
.0082 - 5c	.082 - 9c	in uF																																																																																						
		10% off 100 same uF																																																																																						
<p>SCRs</p> <p>C106Y1 40c C122E \$1.20</p> 	<p>SCRs:</p> <p>0.8A 30V C103Y — 35 0.8A 200V C103B — 60 4A 30V C106Y1 — 40 4A 400V C106D1 — 75 8A 400V C122D — \$1.05 8A 500V C122E — \$1.20</p>	<p>TRIACS:</p> <p>25 A 400V</p> <p>6A 400V SC141D — \$1.30 10A 400V SC146D — \$1.50</p> <p>DIAC ST2 — 35 Chart to identify leads Plus Irigger Info. — 10c</p> <p>SC260D TRIAC C37D SCR EA. \$2.50</p> 																																																																																						

<p>2c RESISTORS 1/4w</p> <p>\$1.80 per 100 SAME RESISTANCE</p> <p>Our 3 year old price still current. Opposition hoped we would go broke but our price remains at 2c ea. 1 Ohm to 10 M 1/4w 5% E12 carb. film.</p>	<p>APPROX. SIZE:</p> <p>1/2w miniature metal glaze 1 Ohm to 1M 5% E12 1M2 to 10M carb. film (larger)</p> <p>RESISTORS 3c Some carb film instead</p> <p>\$2.50 per 100 SAME RESISTANCE</p>
---	---

Keep electronics a hobby and not a luxury, compare our prices and buy from us. Same day turnaround service (unless swamped). All goods top quality and new. No minimum order. One P/P charge of 45c regardless of quantity. Advert current 3 months for late readers.

CONSISTANTLY LOW PRICES **CONSISTANTLY BETTER SERVICE**

THE BEST BUY IN WATCHES

JEWELLERS QUALITY - EXCEEDS EXPECTATION



SOLAR POWERED
LCD WATCH
with rechargeable battery.
Worth over \$100. But our price includes postage
ONLY \$69
Truly solar powerable.
Daily need 2 minutes full sunlight electric light also charges.
Stainless steel.
5% off two or more

BEST STYLE WE HAVE SEEN

JEWELLERS QUALITY - EXCEEDS EXPECTATION



LADIES LCD WATCH
4 digit 5 function
Gold plated or Stainless steel.
ONLY \$49 includes postage
We reckon the best style available.
5% off two or more

BEST STYLE WE HAVE SEEN

Both watches feature:- 12 months guarantee;- digits constantly displayed. Hour, minutes, seconds, month, date. Nightlight Satisfaction guaranteed or return within 14 days. Competable trade discounts. Agents wanted every town.

WANT TO MAKE A FORTUNE ? BE A MILLIONAIRE ?

Most millionaires are self made - here's how Start building your fortune today by sending for our free brochure on:-

- STARTING MILLIONAIRES SUCCESS KIT
- MAIL ORDER RICHES SUCCESS KIT
- ZERO CASH SUCCESS TECHNIQUES
- REAL ESTATE SUCCESS KIT

and many more including books on

- HOW TO BORROW YOUR WAY TO A GREAT FORTUNE
- SMART MONEY SHORT CUTS TO BECOMING RICH

INTERNATIONAL NEW PRODUCTS

150 NEW PRODUCTS, INVENTIONS, MAIL ORDER ITEMS, IMPORT EXPORT OFFERS, WHOLESALE CATALOGUE SOURCES, Illustrated (This item suitable business use mostly).

*Dealer for world famous WHITES metal detectors
Best selling detectors in Australia. Brochures 10c*

RESISTOR OVERLOAD

\$1 per 100 pack resistance 1/4W 5%
1 Ohm to 1M stocked at ad booking
All values must go - new brand coming

DIGGERMAN ELECTRONICS P.O. BOX 33, CORAMBA, N.S.W. 2466

High-to-low impedance 'interface' to suit the ETI-470 60 watt amp

The popularity of our 60 watt low distortion amplifier module (May '79) has exceeded all expectations. To achieve the amplification 'accuracy' these power amps are capable of, the drive impedance must be very low — in the order of five to ten ohms. Our previous preamps, the 422 and 482, and many preamps available, generally have a medium to high output impedance and will not properly mate with the 470. This interface provides the necessary impedance conversion, allowing these amps to be used with many existing preamp designs.

Phil Wait

DESIGNED primarily for use with our Series 4000 stereo amplifier, the 470 low TID 60 watt amplifier module has found its way into the most surprising applications — from a dc motor drive to discos in central Africa. Thousands of the modules have been built, occasional output transistor shortages not withstanding, in Australia, New Zealand, Europe, Africa, Canada and the UK.

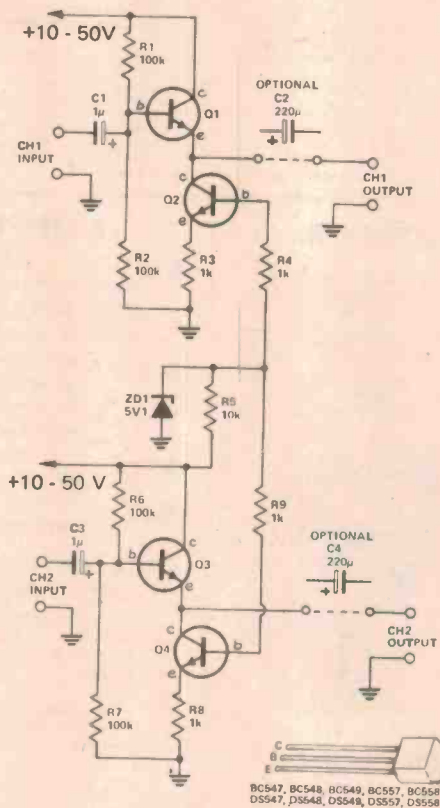
Although the 470 module was designed to be driven from a low impedance source, it is obvious from readers' letters that there are many who want to use it with existing equipment having a preamp with a high output impedance.

This project describes a two-channel (stereo) interface for driving up to two 470 modules (per channel) from a high impedance source, and can in fact be used in any application requiring a very low impedance drive at audio frequencies.

The input stage of the 470 consists of an emitter — coupled darlington pair with the input signal fed to the non-inverting input and the feedback connected to the inverting input. To reduce high frequency intermodulation the slew rate of this stage is limited by placing a 470n (0.47μ) capacitor between the two bases.

The input impedance varies with frequency, from a few thousand ohms at quite low frequencies to hundreds of ohms at the high frequencies, where the effect of the slew limiting capacitor becomes apparent.

If the stage is driven from a high impedance source, the output of the driving current will be loaded down at



HOW IT WORKS — ETI 474

The circuit consists of two emitter followers, Q1 and Q3, with constant current generators in their emitters. The constant current generators share the same voltage reference, ZD1.

The reference voltage, 5.1V, is derived from ZD1, and fed to the bases of Q2 and Q4. The voltage on their emitters is then set at 4.4V. The transistors will always pass the exact amount of current required to maintain this voltage on the emitters, regardless of supply voltage.

The input signal is fed to the bases through dc blocking capacitors C1 and C3, and the output is taken from the emitters directly or via the optional blocking capacitors C2 and C4. The gain of the circuit is a little less than unity.

constant-current generators in the emitters referenced from a zener-regulated supply voltage.

The easiest way to convert from a high impedance to a low impedance with little attenuation is with an emitter follower. The input signal is fed into the base of a transistor and the output taken from the emitter, the collector being tied to the supply. Emitter followers have a high input impedance and very low output impedance. The output impedance is roughly the value of the emitter resistor divided by the beta of the transistor.

To allow the circuit to be used with the power amplifier or with the driving source the circuit must be able to operate over a very wide range of dc supply voltages as found in graphic equalisers, organs, preamplifiers and such.


To limit the supply current and dissipation of the emitter follower when

high frequencies by the reduced input impedance of the amplifier, causing high frequency distortion. This is why we specified a low impedance driving source for the 470, and designed our preamplifier accordingly.

Interface design

The circuit for our interface uses two emitter followers (one per channel) with

BC547, BC548, BC549, BC557, BC558, DS547, DS548, DS549, DS557, DS558



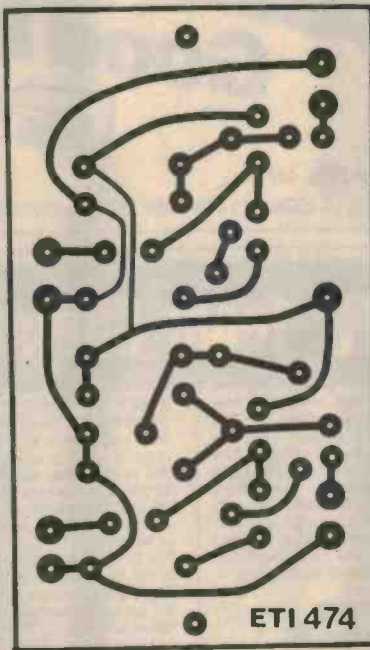
PARTS LIST - ETI 474

Resistors	all ½W, 5%
R1, R2	100k
R3, R4	1k
R5	10k
R6, R7	100k
R8, R9	1k
Capacitors	
C1	1µ 35V tantalum
C2	220µ 35V electro (optional)
C3	1µ 35V tantalum
C4	220µ 35V electro (optional)
Semiconductors	
ZD1	5V1 400mW zener diode
Q1-Q4	BC107, BC547, DS547 or similar
Miscellaneous	
	ETI 474 pc board.

used with a high supply voltage we used a constant current generator (Q2, Q4) in each of the emitters in place of the normal emitter resistor. The use of a constant current generator also increases the input resistance and decreases the output resistance. A current of about four milliamps flows through the transistors for all supply voltages above five volts.

The output capacitors (C2, C4) provide dc isolation for the output, but since the 470 modules already have an isolation capacitor (C1), they can be left out and the pc board bridged with a length of tinned copper wire. If any other connection is made from the output, for auxiliary equipment, the capacitors should be left in.

If the capacitors are removed it will be necessary to replace the input capacitor on the 470 power amplifier



(C1) with a 220µ, 35 volt electrolytic oriented it with its positive lead towards the input terminal.

Construction

Construction is straightforward, the only thing to watch is the orientation of the transistors and the zener diode. The unit can be mounted with the power modules and run from their supply or mounted with the driving circuit. Input and output connections should be via shielded cables which also carry the power supply earth on the braid to avoid earth loops.

If only one power module is to be driven, as with an electronic organ, the pc board can be cut in half and only one channel assembled.

Hints and tips for the ETI-470 60W Module

MOST PEOPLE haven't had problems with their 470 module, but inevitably there are some who do. From calls and letters to our reader enquiry service we have identified five areas of trouble.

1) The earth rail on the amplifier must be returned to the 0V rail on the power supply. If this is not done the input transistors and their current source (Q1-Q5) will be destroyed. This is probably our failing as, although it is obvious to most people, it was not indicated on the circuit given in the May '79 issue but was indicated in the wiring diagram of the Series 4000 amplifier in the July '79 issue.

2) It can be seen from the overlay that the base lead of Q5 must be slightly bent to fit the pc board. The transistor can easily be inserted the wrong way round. Watch this.

3) The darlington output transistors must have a good heatsink. Always make sure the thermal contact between the transistor and the heatsink is good. Use a thermal compound (such as Bevaloid GS13), but not too much — just a smear on either side of the mica washer. Use a metal, rather than a nylon screw with an insulating bush, to fasten the transistor — a nylon one will stretch under tension. Make sure the heatsink is smooth and flat, curved or sandblasted heatsinks will not make good thermal contact with the transistor body.

4) Make sure that the transistor Q8 has a good thermal contact to the heatsink. It must be the same heatsink as the output transistors.

5) **Never, never** run the amp without a heatsink, even if only to set the bias.

Overheating of the output devices due to poor heatsinking will result in thermal run away which will blow the fuses but will probably not damage the output transistors provided the two amp fuses are in circuit. Faults where the amplifier operates correctly for a while then blows fuses, will probably be due to poor heatsinking.

Most transistors in the amplifier are designed to run quite warm in normal operation.

No problems have become apparent with the preamplifier (ETI-471).



If you're looking to invest in low cost, portable DMMs, you must consider our Model 935. At only \$149, it offers features and performance that equal or surpass 3 1/2 digit DMMs costing much more. Features like a lightweight, palm-sized package, 29 pushbutton-selected ranges, including switchable hi- and lo-Ω, and full 1/2 inch tall low-power liquid crystal display that helps make a 9V battery last up to 200 hours. And the 0.1% basic accuracy of the 935 rivals many bench/lab 3 1/2's. It's even fully protected against mechanical and electrical abuse, so it will last a long, long time.

MODEL 935. Unmatched performance at an unmatched price: \$149.00*

Available from stock at all Data Precision representatives.
*Plus sales tax.

\$149⁰⁰
Good Investment.
DATA PRECISION
Performance in the field.

Kenelec (Aust.) Pty. Ltd.

48 Henderson Rd, Clayton, Vic. 3168. Tel. (03) 560-1011. NSW (02) 439-3954. SA (08) 223-2420. QLD (07) 262-2223. WA (09) 444-5826.

NEW INSTRUMENTS from Christie Rand Pty. Ltd.

The SABTRONICS Type 8610 A Frequency Counter, gives you a first class, high stability instrument at the hobbyists price, for an 8 digit counter. Frequency Range guaranteed 10 Hz to 600 MHz (typically 5 Hz to 750 MHz) with a good sensitivity which holds over the whole range. Measurement accuracy of 1ppm plus 1 digit or 0.0001 percent. Aging Rate: plus/minus 5ppm/yr. Gate Times, 0.1, 1, 10 secs. Battery Operated (not with unit). Size only 8"x6.5"x3". Weight 0.54kg (less battery)

ONLY \$289 incl S.T.
KIT \$250 incl S.T.

SCOPEX from England offer — a new lightweight dual trace, D.C. to 10 MHz oscilloscope with a 3 percent accuracy for the amplifiers and timebase. The Scopex 4D-10B is sold by Christie Rand Pty Ltd. Other features are: Y Amplifiers 10mV/cm to 50V/cm Timebase speeds 100ms/cm to 1us/cm Times 5 magnifier. Alternative channel & Chop Trigger Normal/TV field (TV line on Normal), AC switch for Amp to 3Hz, Z Modulation.

ONLY \$550
Plus 15 percent S.T.

A NEW 0.1 PERCENT DIGITAL MULTIMETER BY SABTRONICS, U.S.A. is now available in KIT form. The price is lower than other comparable DMMs on the market The SABTRONICS model 2010A is obtainable from Christie Rand Pty Ltd. The specification of this 3 1/2 Digit multimeter is: D.C and A.C Volts 100uV to 1000V from 0.1 percent accuracy DC & 0.5 percent A.C. D.C and A.C Current 0.1uA to 10 Amp from 0.1 accuracy DC & 0.5 A.C. Resistance 100mΩ to 20MΩ from 0.1 percent accuracy. Diode Test 1mA, 10uA, 0.1uA Temp Range OC — 55C. Dry cells not included. Size only 8"x6.5"x3".

ONLY \$159 incl S.T. KIT \$142 incl S.T.

To compliment the dual trace oscilloscope by SCOPEX the D.C. to 25 MHz 4D-25 is now available. Again with all of the features listed in the 4D-10B including an accuracy of 3 percent for Amps and Timebase. Timebase speed 200ns/cm to 200ms/cm

ONLY \$853
Plus 15 percent Sales Tax.

Switchable Probes for the above Attenuation x 1, x 10, and earth.

ONLY \$48 each.
Plus 15 percent Sales Tax.



MONEY BACK GUARANTEE IF NOT SATISFIED

NAME Please send me.....
 COMPANY if applicable..... Cheque enclosed for \$.....
 ADDRESS..... Or charge to my Bankcard, Expiry date.....
 POSTCODE..... PHONE..... Signature.....

Send to:
CHRISTIE RAND PTY. LTD.
PD Box 48, Epping, 2121.
Tel (02) 868-1209.



SCOP holiday bargains

BUY AND SELL
• ALL TEST GEAR
• Elect. Parts
• BACK ISSUES 1970 ON
EA or ETI, BUY 50c. SELL 40c.

mini-MODULES

15w AMP AL1540
\$19.95
15 Watts RMS
28 to 40V
8 to 18 ohms
Less than 2% (Typically 1%)
30 Hz to 25 kHz ± 2 db
110 mV for full output

25w AMP AL2550
\$24.95
25 Watts RMS
30 to 50V
8 to 18 ohms
Less than 1% (Typically 0.6%)
20 Hz to 30 kHz ± 2 db
280 mV for full output

50w AMP AL5070
\$51.75
50 Watts min.
70 Watts Max.
50-70V
8-18 ohms (see note 1)
25Hz-20kHz
500mV
35 K ohms
0.5% max. (Typically 0.2%)
100 db

125w AMP AL12580
\$59.95

Transformer Unreg Reg 10-65 1575-3150

Output Power TMD 1%
Supply Voltage Max. 70V
Operating Voltage Range 50-70V
Load 8-18 ohms (see note 1)
Frequency Response: 1 dB
Sensitivity for 50 watts into 8 500mV
Input Impedance 35 K ohms
T.M.D. at all power levels 0.5% max. (Typically 0.2%)
S/N Ratio 100 db

SPA-25 STEREO PRE-AMP
\$25

With High/Low Filters
Stereo/mono 2 AMP MODULES

Frequency Response 20 Hz to 20 kHz ± 1 dB
Total Harmonic Distortion Less than 1% (Typically 0.7%)
Sensitivity 1. Tape 100 mV/100 K ohms
2. Radio Tuner 100 mV/100 K ohms
3. Magnetic P.U. 3.5 mV/50 K ohms
Output 250 mV
Within ± 1 dB from 20 to 20 kHz
± 15 db at 75 Hz
Bass Control Range -10 to -20 db at 15 kHz
Signal/Noise Ratio Better than 28 db (All inputs)
Input Overload 24V to 36V
Supply 300 x 300 x 33mm (Less controls)
Dimensions 2.200x2F 3.300x2F

FIXED VOLTAGE REGULATOR SPM90
\$24.95

100,000µF
16V COMPUTER QUALITY ELECTROLYTIC
New Siemens \$10.00

SPM90/45 SPM90/65
45V 65V
2.5A 2.5A
Less than 0.2 ohms
Less than 15 mVrms
40-48V 80-85V
140 x 83 x 37mm

25A RELAY
\$4.50

3% Endorsed
HEAVY DUTY 25 AMP
CONTACTS, ACV, DC
24, 50, 115, 220, 350
DCV - 18, 24, 48, 110, 220
EMT TAKE YOUR PICK!

220v AC RELAYS
4% Plug-in
10 Amp Contacts \$2.65
SOCKET \$1 ea

Personal Shoppers Only

- 1 ROTATOR, remote control unit (intended for CCTV) only \$50
- 2 2w+2w STEREO AMPS- (suit antenna referator etc. add only transformer) \$3.95
- 3 CB or Car Stereo POWER SUPPLY- 240v in, 13.6V 2.5A out; regulated and protected \$16
- 4 1kw TVI FILTERS-JD-150 for CB/Ham use, were \$29 now \$15
- 5 LeSon CB/Ham COMPRESSION POWER MIKES (HELD) \$15
- 6 MARINE CB AERIALS-w/fer, weather proof (we \$9) \$25
- 7 MECHANICAL FILTERS-mostly for valve radios (we \$25) \$10
- 8 2uf Block CAPACITORS-200v, suit splr crossovers 10 for \$2
- 9 MICROPHONES-Ceramic 1"; Dynamic 50K impd only \$2.50
- 10 Oak ROTARY SWITCHES-various types, 3x3, 6x2, 4x2 etc 75c
- 11 Miniature High Speed RELAYS-pcb mounting 48v DPDT 50c
- 12 Miniature PCB RELAYS DPDT 48v operation, ITT made 50c
- 13 REED RELAYS-1amp SPST reed switch (coil 5kA, 50v but) 50c
- 14 COMPUTER BOARDS- mostly transistor, small signal 10c, 20c
- 15 Turntable BASES-either with BSR or Garrard cutouts \$1.00
- 16 Small MOTORS, 110v or 240v with resistor- turntable type, new 50c
- 17 1 RPM GEARED MOTORS, 110v or 240v with resistor \$1.00
- 18 Thermodes Temperature Cutout SWITCH about 70°C 50c
- 19 FERRITE RODS 6" x 3/8" diam. only 25c ea, 10 for \$2.00
- 20 1/4" Tape or Cassette SPLICERS- new, easy-to-use \$2.00
- 21 3" 300ft REEL TAPES- also other sizes too! All just 20c
- 22 Gdd-Plated 6-5mm MONO PHONE PLUGS symbol now 1ea
- 23 3 Pin Mini PLUG and SOCKET- matching grade, 25c ea, 10 for \$2.00
- 24 Mono Turntable CARTRIDGE 90c or Stereo only \$1.90
- 25 10 Trimmer CAPACITORS-useful types, ceramic etc. 10 for 75c
- 26 FOAM SPEAKER GRILLES- new, dark grey acoustic foam, 2 ea
- 27 40 asst. RADIO/TV/Amplifier KNOBS- real handy! \$1.00
- 28 20 asst. POTENTIOMETERS-sgle, dual, ganged, switch \$1.00
- 29 45 asst. ELECTROLYTICS-all usefull, PCB and Pigtail \$1.00
- 30 250 1/4, 1/2, 1 Watt RESISTOR PAK-asst values \$2.00
- 31 50 asst. TAGSTRIPS-up to 9 lug, were \$2.00, now \$1.00
- 32 20 asst. DIAL LIGHTS-bv, 12v, 24v, 50v etc, were \$2.75
- 33 PL-259 PLUGS-new! 50c
- 34 PL-259 SKT-mount 50c
- 35 SPEAKER SALE!
6" x 2" 100A 75c or 10 for \$5
6" x 4" 100A 41c or 10 for \$4
7" x 5" 50A or 100A \$1 or 10 for \$8

20 lbs. SURPRISE KIT
\$9.95

Capacitors
Motors
Resistors
Semiconductors
Diodes
Wires

20W STEREO AMP
\$29

SEE WHAT YOU GET for \$1

- 6-50 Stereo Panel Sockets 8 for \$1
- NE-2 Neons 60v Oper. 10 for \$1
- CR-11 Triode Tubes 0-9 ea \$1
- ZM-1000 ea \$1
- ZM-1080 ea \$1
- 3AG Chassis Fuseholders 6 for \$1
- 2 Volt Battery Snaps 5 for \$1
- 7 Lug Tag Strips 20 for \$1
- 20 0-5 ohm plastic spacers for \$1
- 240 Volt Neon Bezels 1/2 dia 3 for \$1
- Earphone 2-5mm 5 for \$1
- 2-5m Jack Sockets 20 for \$1
- 50 1/2" Rubber Grammets 50 for \$1
- 10 Meters Speaker Cable (col coded) \$1
- Ferrite Baluns 3 for \$1
- 12 Volt DC 170A Sealed Relays \$1
- 12 Volt DC 200A PCB mini-Relays \$1
- 5-50pF Ceramic Air-spaced Trimmers \$1
- 5-20pF Ceramic miniature Trimmers \$1
- Solder Lugs 60 for \$1
- Car Noise Suppressor Res 10 for \$1
- 3/8" diam x 8" Long Ferrite Rod 3 for \$1
- 1KA Cermet Presets Pots 3 for \$1
- 3-UM3 Battery Holders 3 for \$1
- 50A 2W pot-3 (w/center Cont) 2 for \$1
- 9 Pin EHT Rect. Valve Sockets 3 for \$1
- 2 Jabel Col. Alignment Tools 2 for \$1
- 3-20 Volt Bridge Rectifiers 2 for \$1
- 3-3" Polyester Reel Tapes 3 for \$1
- 3-5" Empty Plastic Reels 3 for \$1
- Mini Trans. Radio Tuning Gangs 3 for \$1
- 2-BNC Panel Sockets VHF-UHF for \$1
- 10 TO-3 Trans. Mounting Sockets for \$1
- 10 TO-3 Insulating Bushes 50 for \$1
- 50 TO-3 Mounting Kits complete for \$1
- 12 TO-3 Mica Washers only 12 for \$1
- 5-200uf 50v Electro 3 for \$1
- 6-1.5uf 35v Tantalums 6 for \$1

ONLY WHILE STOCKS LAST-BUY NOW!

BELOW COST TTable
\$6

BUILD THE KIDS TEAK FINISH! A STEREO

SOCKET SPECIAL
14 PIN 5 for \$1
16 PIN 4 for \$1
PLUGS 14 or 16 PIN to suit 15c

Speakers
2" 4e, 4" 15n, 5" 3-5a, 5" 15n, 6" 15n
\$1.15, \$1.50, \$2.15, \$1.50, \$1.95

600 DIV 25 AMP RECTIFIERS
75c ea

MINI-FANS \$21
1W 130x130x40mm EA

For cooling, blowing or extracting air in all electronic equipment. Ex computer, as new, guaranteed!

HIGH QUALITY BANANA PLUGS
4mm STACKING
No soldering needed! Spring-loaded terminal locking sockets. Usually worth DOUBLE!

AY3-8500 TV GAMES IC
BY GENERAL FOR GAMES
New, prime quality ICs.
Now build your own TV ONLY \$3 EA

ENGINE ANALYZER
\$15

MEASURE VOLTS
0-15, AMPS 0-66
RPM 0-1200/1600
CO. POINTS TEST,
DWELL ANGLE etc

TEST 4, 6 OR 8 CYLINDER MOTORS
WITH FULL INSTRUCTIONS

Elect Aust LATEST DIGITAL ELECTRONIC LOCK KIT!

WITH PUSH-BUTTON KEYBOARD

PHILIPS TRIPLERS
FOR COLOUR TV QTY
Min. 6-41-444 \$12.00

As used in Philips, Kierulter etc and most German colour TVs. 10+10 EA

NT-3102 Eht Trans.
\$5.50

Brand New Philips EHT Transformers Popular Model

ALSO LIMITED QUANTITIES of NT3101 NT3100 NT3122 at MAD MAL'S CRAZY LOW PRICE \$5.50

MINI H.D. RELAY
700Ω COIL, 10 AMP CHANGE-OVER CONTACTS
\$1 ea or 10 for \$8

5 Metres SPEAKER CAB Colour Coded 50c
INTERCOMS, 2 WAY 12
DIP PLUGS 14 pin 15c
Top Quality Gold plated pins
MONO Rec/Play HEADS only \$4.50
MONO Erase HEADS popular \$2.50
12v Motorised CAR AERIAL \$16
Top quality chromed reduced from \$21 was \$3
LOCK-DOWN CAR AERIAL \$4.50

MAD MAL PRE-PAK electronics
P.O. Box 43, CROYDON 2132
718 Parramatta Rd, Croydon N.S.W.
Ph: 797-6144 / POST 10% ORDER VALUE

Supa-Specials

2 TRANS RADIO KITS \$2.50

NEW PUSH-BUTTON PERMEABILITY TUNERS 4 Coils, suit G.P. replacement or synchrodyne use. \$1 ea

HEAVY DUTY 3 POSITION 10A ROTARY SWITCH \$5.00

WITH KNOB BUILT IN BUILT IN STD. MITG.

6-10 HENRY DC FILTER CHOKES \$1

GP VALVE OUTPUT TRANSFORMER \$1

Approx 5kA to 4A or 8A, handy replacement

Lab Notes

An occasional series in which we discuss interesting circuit techniques, circuits we have tried in our own laboratory but not developed as a project, practical notes on projects, measurement techniques for hobbyists etc.

A little light on LEDs

This month Ray Marston, project editor of ETI, UK edition, has provided some interesting notes on LEDs and how to use them.

Basic characteristics

SOMETHING that we all know about the LED is that it glows a pretty colour if we shove a bit of current through it. LEDs are presently available in four colours, red, orange, yellow and green. Blue LEDs will also be available in the near future. A voltage is developed across the LED when it is passing a forward current. Figure 1 shows typical forward voltage of different coloured standard LEDs at forward currents of 20 mA.

COLOUR	RED	ORANGE	YELLOW	GREEN
V _F (TYPICAL)	1.8V	2.0V	2.1V	2.2V

Figure 1. Typical forward voltage characteristics of standard LEDs with forward current set at 20 mA.

When you use an LED, you have to wire some form of current-limiting device in series with it. Usually, a resistor can be used for current limiting. Figure 2 shows how to work out the value of resistance to give a particular current from a specific supply voltage: in practice, 'R' can be connected in either the anode or cathode side of the LED. The higher the operating current, the brighter the LED will glow. Most LEDs will operate safely up to absolute maximum currents of 30 to 40 mA.

You can use an LED as an indicator in an ac circuit by wiring a diode in inverse parallel with it, as shown in

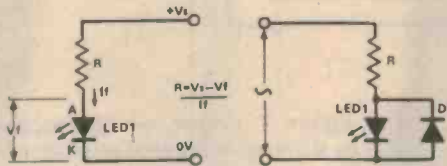


Figure 2. (Left). Finding the required series resistance from a known supply voltage. Figure 3. (Right). Using a LED as an indicator in an ac circuit.

Figure 3, to prevent the LED being reverse-biased. For a given brightness, the value of 'R' should be halved relative to that of a dc circuit.

If an LED is reverse biased, it will avalanche or 'zener' at a fairly low voltage, as shown in Figure 4. Most LEDs have maximum reverse-voltage ratings in the range three to five volts. These low ratings present a trap for the unwary user, so take heed.

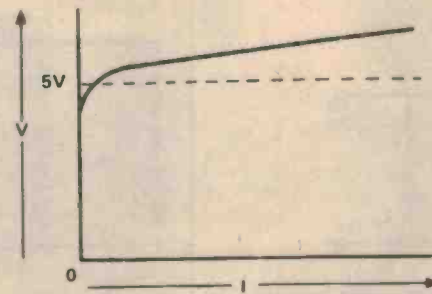


Figure 4. A reverse-biased LED will have characteristics similar to a zener with a 'knee' around five volts.

Pitfalls

The first practical problem that you'll encounter when using an LED is that of identifying its polarity. Most LEDs have their cathode identified by a notch or flat on the package, or by a short lead. This practice is not universal, however, so the only sure way to identify an LED is to test it in the basic circuit of Figure 2: try the LED both ways round. When it glows, the cathode is the most negative of the two terminals. It is always good practice to test an LED before soldering it into circuit.

The second pitfall concerns the use of those 'cheapo' LEDs that come in Bargain Packs. These are usually advertised as 'second grade' or 'out of spec' devices, but just how out-of-spec they are can sometimes be quite mind blowing. You'll often find that half of the devices in a pack have forward voltages in the range five to eight volts, which makes them virtually useless in many applications.

If you ever need to drive a number of LEDs from a single currently available 'dot' or 'bar' LED-display driver ICs, always check its spec to see if it is sensitive to LED characteristics. The Siemens UAA170 15-LED 'dot' driver, for example, will only function correctly if all LED forward voltages are matched to within 0.5 volts, and can thus be used with first grade LEDs only. ▶

Lab Notes

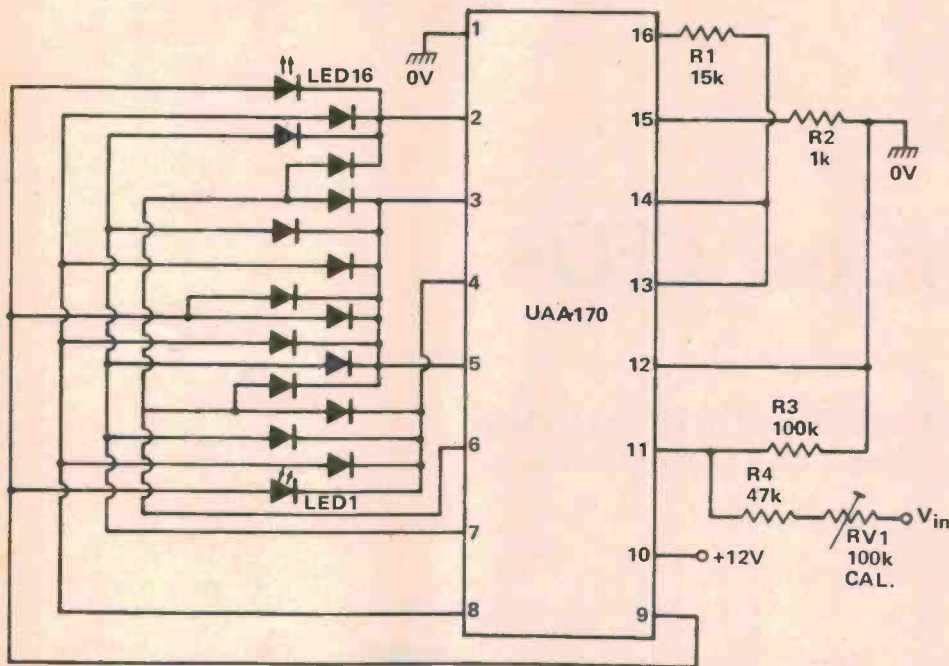
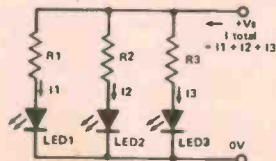
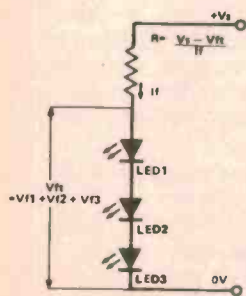


Figure 5. This circuit shows a 0 to 10 V voltmeter using a Siemens UAA170 IC. For correct operation, the forward voltage of each LED must be matched to within 0.5 V and thus first grade LEDs only may be used.

Figure 5 shows the circuit of a 0 to 10 volt 16-LED voltmeter using this IC.

Driven to it

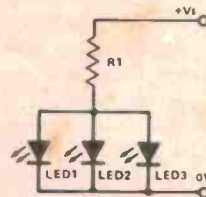
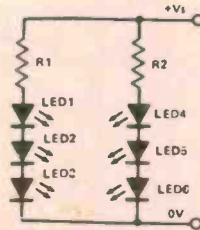
If you ever need to drive a number of LEDs from a single source, take notice of the circuits in Figures 6 to 9. Figure 6 shows how a number of LEDs can be wired in series and driven via a single current-limiting resistor. Note that the supply voltage used here must be significantly greater than the sum of the individual LED forward voltages. This circuit thus draws minimal total current, but is limited in the number of LEDs that it can drive.



The Figure 7 circuit, on the other hand, can drive an unlimited number of LEDs, but is very wasteful of current. The total current drawn is equal to the sum of the individual LED currents.

Figure 8 combines the Figure 6 and 7 circuits to give the best of both worlds. The circuit can drive an unlimited number of LEDs, at maximum current economy.

Figure 9 illustrates one of those 'traps for the unwary', or 'what not to do' circuits. This circuit will not function correctly because inevitable differences in the forward voltage characteristics of the LEDs will usually



cause one LED to 'hog' most of the available current, leaving little or none for the remaining two.

Chasers

The highly popular CD4017B decade counter with 10 decoded outputs is widely used for driving LED displays in chaser or sequencer applications. A certain amount of confusion seems to exist, however, concerning the 'correct' method of connecting the LEDs to the decoded outputs.

The decoded outputs of this CMOS device provide inherent current-limiting under short-circuit conditions. The manufacturers do not quote a maximum short-circuit current value, but practical experience indicates that currents of 10-10-15 mA are commonly available from the 'B' version of the 4017. A maximum device dissipation per output transistor figure of 100 mW is quoted on some data sheets, indicating that a volt drop

Figure 6. (Left). How to determine the series resistor value required for LEDs wired in series and driven from a single supply.

Figure 7. (Right). You can drive a whole host of LEDs from one supply rail - provided you can source the current required.

Figure 8. (Left). This is a combination of the circuits in Fig's 6 & 7.

Figure 9. (Right). How NOT to do it - one LED hogs all the current.

up to about seven volts can safely be developed across a 4017 output stage under maximum-current conditions.

Thus the LED chaser circuit of Figure 10, this has each LED connected directly between an output and ground and can safely be used up to maximum supply values of 9 volts. At voltages greater than 9 volts, the circuit of Figure 11, which has a resistor wired in series with each LED, should be used. Note that the main purpose of these resistors is that of reducing the power dissipation of the 4017B.

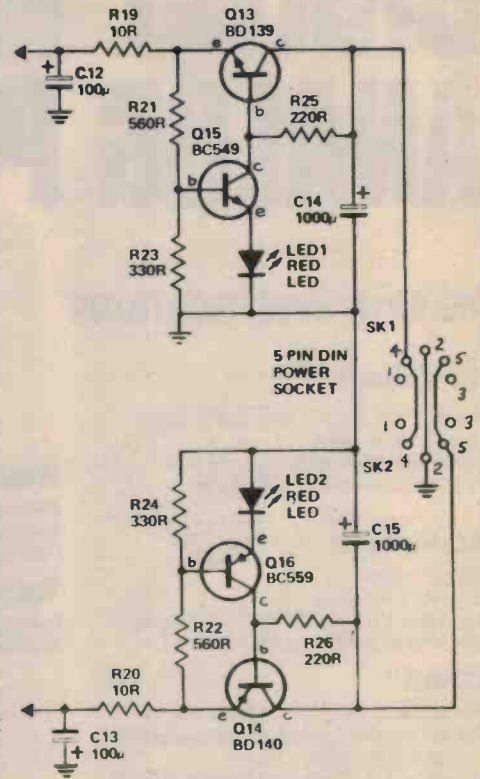
A variant that is sometimes used is shown in Figure 12a, and can be used with reasonable confidence at supply levels up to 12 volts maximum. Figure 12b shows a possible equivalent of this circuit when it is powered from a 15 volts supply, and illustrates the defect of the design. The action of the 4017 is such that when a given LED is ON, the anodes of all other LEDs are effectively grounded. R1 thus causes the OFF LEDs to be reverse biased. Because of the low reverse-voltage ratings of LEDs, it will often be found that one of the OFF LEDs will Zener at about five volts, giving the results shown in the diagram and possibly causing a destructive power overload in one of the 4017B output stages. Figure 12 thus represents a classic 'trap for the unwary' type of LED circuit. ●

The LED as a regulator

A LOW NOISE regulator can be made using an LED as the reference element. David Tilbrook used this technique in the Series 4000 moving-coil preamp (ETI-473, Sept '79).

The usual reference element for discrete voltage regulators is a zener. As these devices operate in the reverse-biased mode, they are inherently noisy and will put noise on the regulated supply rail. This is likely to degrade the performance of low-noise, low-level circuits supplied by the regulator.

The circuit of the $\pm 6V$ regulated supply for the ETI-473 moving-coil preamp is reproduced here. A red LED operated in the forward-biased mode drops a constant 1.65 V and generates very little noise. The reference LEDs in the circuit here are LED1 and LED2. Series regulators Q13 and Q14 regulate the incoming $\pm 12V$. The potential dividers R21/R23 and R22/R24 divide the voltage present at the output of the regulators and drive transistors Q15 and Q16, and the LEDs. The base-emitter junction in series with each LED will drop 0.6 V; to this is added the LED forward drop of 1.65 V. Thus, whenever the voltage present at the junction of the voltage divider resistors tries to increase above 2.3 V,



Q15 and Q16 will increasingly conduct, decreasing drive to the bases of Q13 and Q14 respectively.

Noise on the regulated supply rails is further reduced by the C-R networks, C12/R19 and C13/R20.

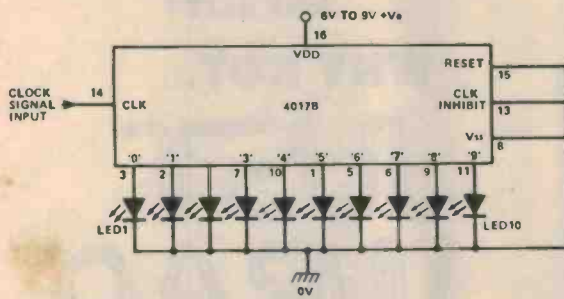
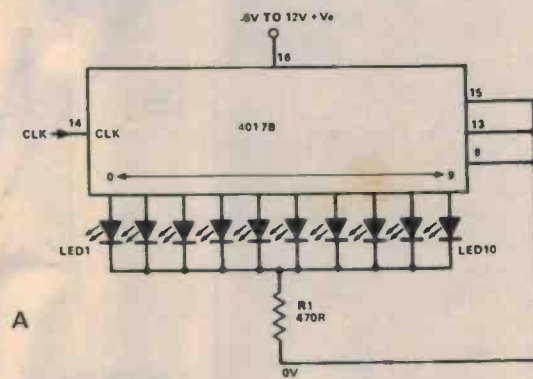
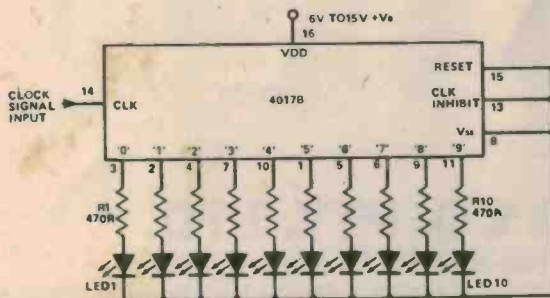


Figure 10. A typical LED chaser circuit using a CMOS chip, the 4017B.



A



B

Figure 12. The complete circuit at top may be used with supplies up to 12V but contains a trap for the unwary — at 15V, the 'off' LEDs will be biased into their zener region.

Figure 11. For supplies over 9V, use this circuit instead of Figure 10.

DIGITAL MULTIMETER AT AN ANALOG PRICE!

ME-501A SPECIFICATIONS



DC Voltage

Ranges: 200 mV, 2V, 20V, 200V, 1000V
 Input R: 10 M Ohm
 Accuracy: 1 (0.8 percent of rdg plus 1 dgt)
 Overload protection: 100V dc/peak

AC Voltage

Range: 1000V
 Input R: 10 M Ohm
 Accuracy: 1 (1 percent of rdg plus 5 dgt)
 Overload protection: 1200 Vrms

DCmA:

Ranges: 200 uA, 2mA, 200 mA, 10A
 Voltage Burden: 250mV maximum at F.S.
 except 10A range, 5.00 mV
 Accuracy: 1 (1.2 percent of rdg plus 2 dgt)
 Overload protection: 0.5A/25DV Fuse

Resistance:

Ranges: 2k, 20k, 200k, 2M, Diode test
 Accuracy: 1 (1 percent of rdg plus 2 dgt)
 Overload protection: 250 Vdc/rms

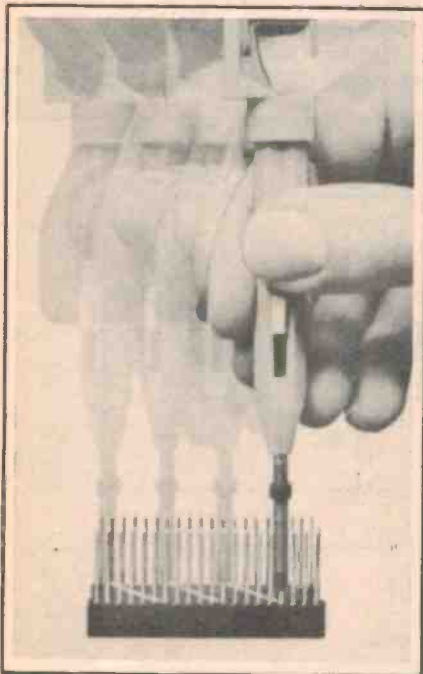
Transistor Hfe Checker:

Range: 0 — 100 (IB 10 ma)
 Accuracy: 1 (10 percent of rdg plus 2 dgt)



4 models available from

\$70.00



NEW!

**WHY CUT?
 WHY STRIP?
 WHY SLIT?**

WHY NOT...

JUST WRAP™

- AWG 30 Wire
- .025" Square Posts
- Daisy Chain or Point To Point
- No Stripping or Slitting Required
- ...JUST WRAP™...
- Built In Cut Off
- Easy Loading of Wire
- Available Wire Colors:
 Blue, White, Red & Yellow

AMPEC ENGINEERING CO. PTY. LTD.

1 Wellington St, Rozelle, 2039. PO Box 132, Rozelle, 2039. Ph (02) 818-1166.

Available from: NSW David Reid Electronics, 29-6601. Radio Despatch Service, 211-0191. Electronics (Distributors), 636-6052. Martin De Launay, 29-5834. Applied Technology, 487-2711. Vic. Radio Parts, 329-7888. Stewart Electronics, 534-3733. Arlin Instruments, 569-6984. Ellistronics, 602-3282. S. Aust. Protronics, 212-3111. W. Aust. Reserve Electronics, 328-3116. Qld. Wilber Sales, 391-5136.

Ideas for Experimenters

These pages are intended primarily as a source of ideas. As far as reasonably possible all material has been checked for feasibility, component availability etc, but the circuits have not necessarily been built and tested in our laboratory. Because of the nature of the information in this section we cannot enter into any correspondence about any of the circuits, nor can we produce constructional details.

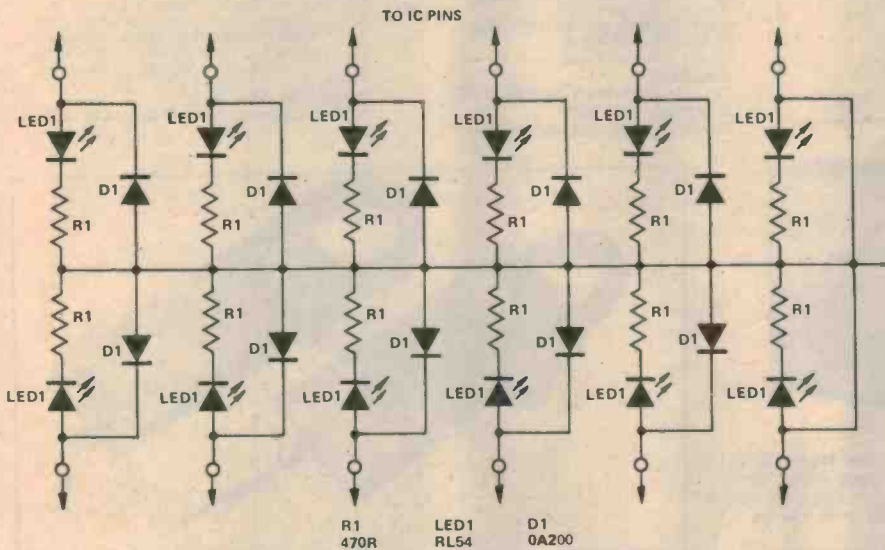
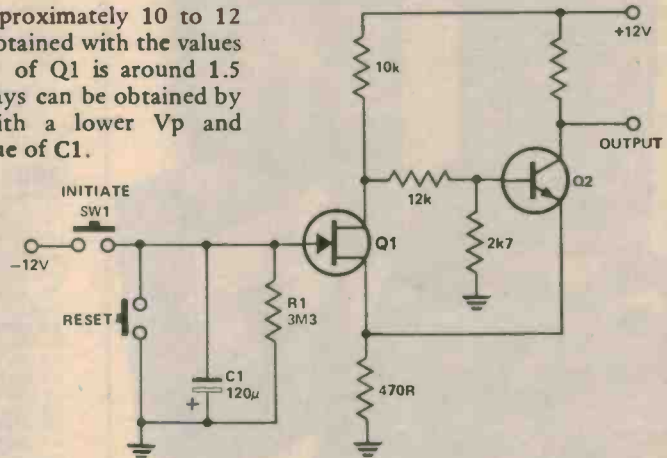
Ten-minute timer

Curiously, this one was sent in by Roger Harrison many years ago and has only just surfaced!

The circuit is a hybrid Schmitt trigger, using a FET and a bipolar transistor. Initially, Q1 will be on and Q2 will be off. The output will be high (+12V). The timer is initiated by pressing S1. C1 will rapidly charge to -12V and Q1 will be cut off. Q2 will then turn on.

When S1 is released, C1 discharges through R1 until the voltage across C1 equals V_p of Q1. The circuit will now change state and Q2 will turn off rapidly, providing a suitable output step which can be used to operate a relay driver or any external circuit.

A delay of approximately 10 to 12 minutes can be obtained with the values shown if the V_p of Q1 is around 1.5 volts. Longer delays can be obtained by using a FET with a lower V_p and increasing the value of C1.



LED 'logicator'

This circuit, submitted by Michael Kyrannis of Pascoe Vale Vic, can be used as a logic monitoring device to plug into an IC socket. A 'high' level on each of the pins will light its corresponding LED. One good idea might be to build the indicator onto the pins of an IC test clip. The indicator could then be simply clipped over the top of an operating IC. Be careful though that the circuitry can drive the LEDs.

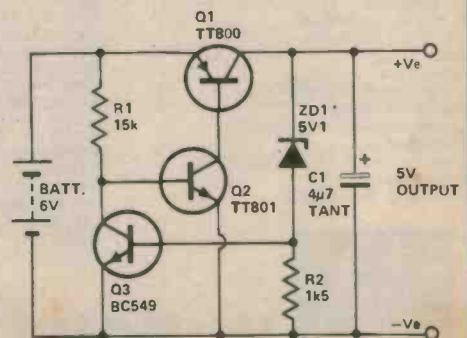
Stabiliser for battery supplies

The accompanying circuit is useful when voltage sensitive devices (such as TTL ICs) must be battery operated. It uses very little power from a good battery, whilst with a flat battery, the output voltage is within 0.1 V of the battery voltage. ZD1 should be selected to obtain approximately the desired output voltage; for fine trimming, R2 may be selected between 470 ohms and 3k3. With the components shown, the output voltage varies less than 2% for

battery voltages from 5V to 8V and output currents from zero to 200 mA. For higher currents, R1 may need to be decreased.

Always use a power transistor for Q2, or it will overheat when the battery is nearly flat. Both Q1 and Q2 should have a current gain of at least 40, while the gain of Q3 should be as high as possible.

You can thank Mr F.C. Gillespie of Findon, S.A., for this neat idea.





MULTIMETERS



3001 A competitive meter with fuse protection, and an additional Battery Test Calibration facility for speedy checking of small batteries (calculators etc.). A temperature probe is available as an optional extra with a range of -50°C to $+200^{\circ}\text{C}$.

D.C. VOLTAGE
Full Scale Value 0.25/2.5/10/50/250/1000V.
Accuracy $\pm 3\%$ of rated value.
Internal Resistance 2000 Ω /V.

D.C. AMPERAGE
Full Scale Value 0.5/10/250mA.
Accuracy $\pm 3\%$ of rated value.
Voltage Drop 250mV.

A.C. VOLTAGE
Full Scale Value 10/50/250/1000V.

RESISTANCE (OHMS)
Full Scale Value 3k/30k/300k Ω (Rc 26 Ω)

DIMENSIONS
130 mm H. x 90 mm W. x 53 mm D. Weight 305g.

ACCESSORIES
Carry case, test leads, spare fuse.

3010 An ultra sensitive meter—100,000 Ω /V. (Max). Includes D.C. polarity selector switch, relay and fuse protection, a taut band movement plus an output terminal for dB readings.

D.C. VOLTAGE
Full Scale Value 0.1/1/2.5/10/50/250/1000V.
Accuracy $\pm 3\%$ of rated value.
Internal Resistance 100,000 Ω /V.

D.C. AMPERAGE
Full Scale Value 10 μ /100 μ /1/10/100/500 mA./10A.
Accuracy $\pm 3\%$ of rated value.
Voltage Drop 100 mV, 250 mV.

A.C. VOLTAGE
Full Scale Value 10/50/250/500/1000V.
Accuracy $\pm 3\%$ of rated value.
Internal Resistance 10,000 Ω /V.

A.C. AMPERAGE
Full Scale Value 10A.
Accuracy $\pm 4\%$ of rated value.

RESISTANCE (OHMS)
Full Scale Value 2k/200k/2m/20m Ω (Rc 20 Ω)
Accuracy $\pm 3\%$ of scale length.

LOW FREQUENCY OUTPUT (DECIBELS)
 -20 +36 dB.

DIMENSIONS
170 mm H. x 126 mm W. x 70 mm D. Weight—690g.

HIOKI TESTERS

all with the backing of
H. ROWE & CO.



3003 A high sensitivity meter with fuse protection, taut band movement and mirror scale. A.C. current measurement up to 10A, and output terminal for dB readings.

D.C. VOLTAGE
Full Scale Value 0.25/2.5/10/50/250/1000V.
Accuracy $\pm 3\%$ of rated value.
Internal Resistance 30,000 Ω /V.

D.C. AMPERAGE
Full Scale Value 50 μ A/2.5/25/250mA/10A.
Accuracy $\pm 3\%$ of rated value.

A.C. VOLTAGE
Full Scale Value 10/50/250/1000V.
Accuracy $\pm 3\%$ of rated value.
Internal Resistance 13,500 Ω /V.

A.C. AMPERAGE
Full Scale Value 10A.
Accuracy $\pm 4\%$ of rated value.

RESISTANCE (OHMS)
Full Scale Value 5k/50k/500k/5m Ω (Rc50 Ω)
Accuracy $\pm 3\%$ of scale length.

LOW FREQUENCY OUTPUT (DECIBELS)
Full Scale Value -20 +36 dB.
Accuracy $\pm 4\%$ of rated value.

DIMENSIONS
150 mm H. x 109 mm W. x 60 mm D. Weight 380g.
ACCESSORIES INCLUDED
Carry case, test leads, spare fuse, alligator clip.

3205 DIGITAL MULTIMETER

A "Field Effect" liquid crystal display ensures good contrast. Approx. 40 hours continuous use with alkaline batteries. Features include—automatic and fuse overload protection and semi automatic range selection.

D.C. VOLTAGE 5 ranges. With auto facility.
200 & 2000 mV ranges: acc. $\pm 0.3\%$ rdg $\pm 0.1\%$ s. \pm 1dgt.
20-200 Volts range: acc. $\pm 0.5\%$ rdg $\pm 0.1\%$ s. \pm 1dgt.

200 & 1000 V ranges: acc. $\pm 1.5\%$ rdg $\pm 0.1\%$ s. \pm 1dgt.
D.C. AMPERAGE 4 ranges. With auto facility.


200 & 2000 μ A ranges: acc. $\pm 1.0\%$ rdg $\pm 0.1\%$ s. \pm 1dgt.
20 & 200 mA ranges: acc. $\pm 1.0\%$ rdg $\pm 0.1\%$ s. \pm 1dgt.
A.C. VOLTAGE 5 ranges. With auto facility.

2000 mV range: acc. $\pm 0.3\%$ rdg $\pm 0.2\%$ s. \pm 1dgt.
20-200 Volts range: acc. $\pm 0.8\%$ rdg $\pm 0.7\%$ s. \pm 1dgt.
200 Volts range: acc. $\pm 1.7\%$ rdg $\pm 0.8\%$ s. \pm 1dgt.

1000 Volts range: acc. $\pm 1.7\%$ rdg $\pm 0.3\%$ s. \pm 1dgt.
A.C. AMPERAGE 4 ranges. With auto facility.

200 μ A acc. $\pm 1.3\%$ rdg $\pm 1.0\%$ s. \pm 1dgt.
2000 μ A acc. $\pm 1.3\%$ rdg $\pm 0.2\%$ s. \pm 1dgt.
20 & 200 mA ranges: acc. $\pm 1.3\%$ rdg $\pm 0.7\%$ s. \pm 1dgt.
RESISTANCE (OHMS) 6 ranges. With auto facility.

200 & 2000 Ω ranges: acc. $\pm 0.5\%$ rdg $\pm 0.1\%$ s. \pm 1dgt.
20 & 2000k Ω ranges: acc. $\pm 0.5\%$ rdg $\pm 0.1\%$ s. \pm 1dgt.
2-20m Ω acc. $\pm 0.7\%$ rdg $\pm 0.2\%$ s. \pm 1dgt.
DIMENSIONS (Approx)
151 mm H. x 100 mm W. x 56 mm D. Weight 470g.



CLAMPTESTERS

3101 Dustproof case, circuit protection fuse and convenient meter lock. Incorporates the advanced, shock-resisting core magnet taut band movement.

A.C. AMPERAGE
6/15/60/150/300A.
Accuracy $\pm 3\%$ of rated value.

A.C. VOLTAGE
150/300/600 V.
Accuracy $\pm 3\%$ of rated value.

RESISTANCE (OHMS)
0-1 k Ω (Centre 30 Ω)
Accuracy $\pm 3\%$ of scale length.

DIMENSIONS
210 mm H. 86 mm W. 42 mm D. Weight 400 g.

ACCESSORIES INCLUDED
Carry case, test leads, spare fuses, alligator clip.

3206 DIGITAL CLAMP TESTER

A "Field Effect" type liquid crystal display ensures good contrast for low power consumption—approx. 100 hours continuous use with alkaline batteries. Features include auto range selection, peak hold and display hold facilities.

READING RANGE
A.C. AMPERAGE
0-20 amp range, 200 and 1000 amps max.

A.C. VOLTAGE
0-1000 volts.

RESISTANCE (OHMS) 0-2000 Ω
DIMENSIONS (Approx)
230 mm H. x 80 mm W. x 38 mm D. Weight 450g.
ACCESSORIES INCLUDED
Carry case, test leads, spare fuse, alligator clip.

H. ROWE
& CO PTY LTD

H. ROWE & CO. PTY. LTD.

54 Racecourse Road, North Melbourne. Ph. 329 6511

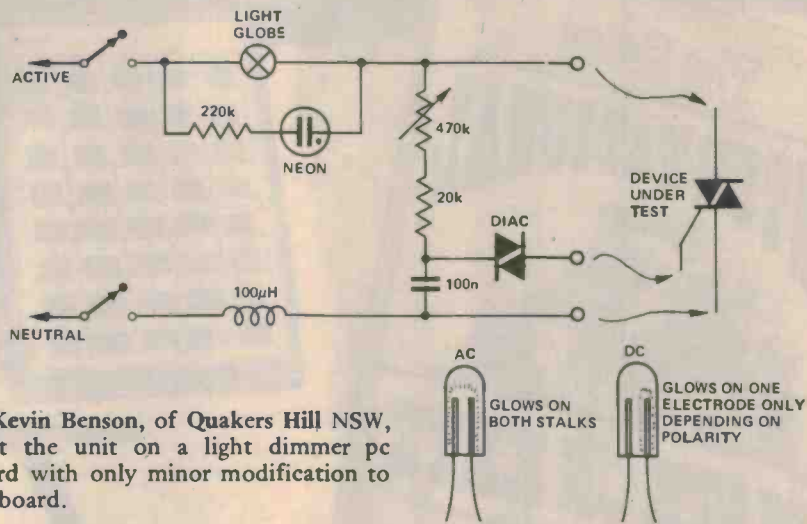
SOLE AUSTRALIAN AGENTS

adelaide brisbane
melbourne perth sydney

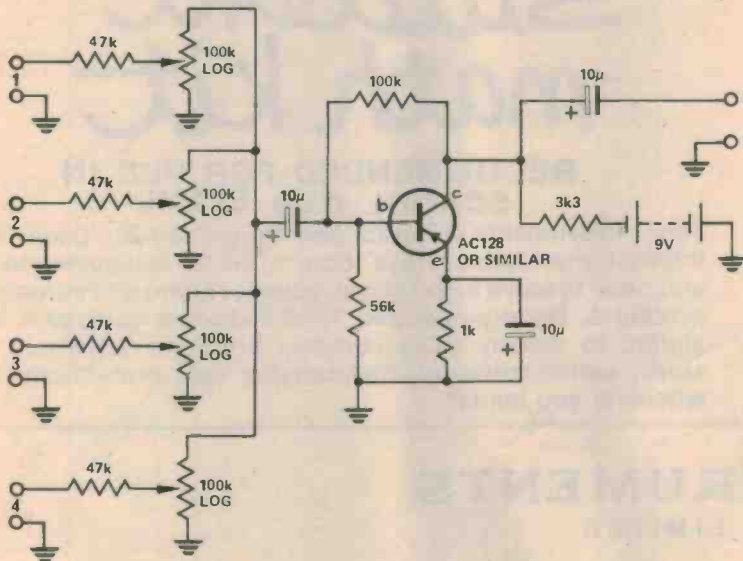
Ideas for Experimenters

Triac tester

This circuit was made to fill a need to quickly test triacs under a light load. By observing the neon it is possible to tell whether ac or dc is flowing through the light-globe. The device to be tested is connected to the circuit with clip leads and the 470k potentiometer advanced until the globe lights. If the neon glows on both stalks the globe is fed with ac and the triac is working properly. If one stalk only glows, one cycle of the waveform is passing through the globe signifying a fault with one junction of the triac. Of course, if it doesn't glow at all and the light is not lit, the triac is completely faulty.



Kevin Benson, of Quakers Hill NSW, built the unit on a light dimmer pc board with only minor modification to the board.



Four-input mixer

Mr D. Marzolla of Leichhardt claims that this mixer circuit has very low current drain and can give an operating life of three to four months from a No. 216 9-volt battery with moderate use.

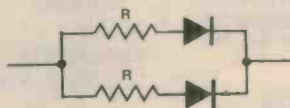
The input impedance is 47k and the gain of the mixer is 3 dB. Perhaps a good use for those old germanium transistors you were going to throw out but knew they would come in handy sometime!

Current-sharing for diodes

The current handling capacity of a diode can be increased by adding a second diode in parallel. However no two diodes have exactly the same characteristics. This will result in one of the diodes taking more than its share of the current and destroying itself.

If a small value resistor is put in series with each of the diodes the effect of differing junction resistance will be swamped by the external resistor and the current will divide equally between

the diodes. The resistors should be selected for a one volt peak drop across them and, at one amp, would require a one ohm one watt resistor.





Mr G. A. Bundell of Nedlands, Perth shows how it is done.

Any ideas?

Have you had a bright idea lately, or discovered an interesting circuit modification? We are always looking for items for these pages so naturally, we'd like to hear from you.

We pay between \$5 and \$10 per item — depending on how much work we have to do on it before we publish it.

The sort of items we are seeking, and the ones which other readers would like to see, are novel applications of existing devices, new ways of tackling old problems, hints and tips.



- SCIENTIFIC CALCULATOR USING AOSTM (ALGEBRAIC OPERATING SYSTEM)
- 48 CALCULATOR FUNCTIONS
- FOUR MEMORY FUNCTIONS
- FULL TRIGONOMETRIC & LOGARITHMIC FUNCTIONS
- SQUARE, SQUARE ROOT, POWER OF AND POWER ROOTS
- FIFTEEN LEVELS OF PARENTHESES
- TEN DIGIT DISPLAY WITH SCIENTIFIC NOTATION
- CONSTANT OPERATING MODE
- PERCENTAGE FUNCTION
- BATTERY SAVING MODE

TI-30

student math kit

All at the very affordable price of

\$ 26 inc. tax **\$23.90**
TAX FREE

RECOMMENDED FOR USE IN SCHOOL AND EXAMS

Texas Instruments colourful and fun-to-read 224-page "Great International Math on Keys" book provides fast access to facts you need to solve high school, college, home and career math problems. Battery-operated TI-30 slide-rule calculator is designed to quickly solve complex problems anywhere. And sturdy denim-coloured vinyl carrying case protects the TI-30 wherever you take it.



TEXAS INSTRUMENTS

AUSTRALIA LIMITED

Calculator distributors:

NEW SOUTH WALES

A.J.F. Systems & Components, 29 Devlin St., Ryde. 808-2555. Email Limited (Metering Division), Joynton Ave., Waterloo. 699-0033. Silicon Valley, 23 Chandos St., St. Leonards. 439-2965. Dick Smith Electronics, 24 Carlotta St., Artarmon. 439-5311.

VICTORIA

A.J.F. Systems & Components, 310 Queen St., Melbourne. 67-9702. Delta Scientific Product Distribution, Red Bank Court, St. Albans. 366-3742. Email Limited, 30 Clairmont Ave., West Bentleigh. 557-2944. Silicon Valley, 380 Bridge St., Richmond. 429-4780. Silicon Valley, 308 Whitehorse Rd., Blackburn. 877-5311. Dick Smith Electronics, 399 Lonsdale St., Melbourne. 67-9834.

SOUTH AUSTRALIA

A.J.F. Systems & Components, 44 Prospect Rd., Prospect. 269-1244. Email Limited, 279 Grote St., Adelaide. 51-0411. Silicon Valley, 170 Sturt St., Adelaide. 51-4080. Dick Smith Electronics, 203 Wright St., Adelaide. 212-1962.

WESTERN AUSTRALIA

Esdalles of Cloisters, 863 Hay Street, Perth. 321-9232. Silicon Valley, 25 Brisbane St., Perth. 328-8091. Dick Smith Electronics, 414 William Street, Perth. 328-6944.

QUEENSLAND

Email Limited, 407 Stanley St., Brisbane. 44-0281. Silicon Valley, 22 Ross St., Newstead. 52-1339. Dick Smith Electronics, 166 Logan Rd., Buranda. 391-6233.

TASMANIA

J. Walch & Sons, 130 MacQuarie St., Hobart. 34-7511.

NEW ZEALAND

David Reid Data Products, 17 Huron St., Takapuna, Auckland. 49-9197.

KITS for projects

WE GET MANY enquiries from readers wanting to know where they can get kits for the projects we publish. This list is a guide to suppliers of kits and components for ETI projects.

We have only listed the projects published in the last two years, with their dates of publication, so this page can also be used as an index, even though kits are not available for some of them (as far as we know). Any companies who wish to be included in this list should phone Jan Collins on 334282.

Printed circuit boards

Those suppliers listed against specific projects here are able to supply pc boards for those projects. Printed circuit boards for every project ever published in ETI are available through the following companies (to the best of our knowledge):

RCS Radio Radio Despatch Service
651 Forest Rd 869 George St
Bexley NSW Sydney NSW 2000

For current projects and a more comprehensive list of pc board suppliers refer to the Shoparound page in this and previous issues. This list will be updated roughly every four to six months.

Magnifying glasses may be bought at many general hobby shops, Newsagents and some stationary suppliers. Squint a little — it helps!

Project Electronics

041	Continuity Tester	T,D,B
042	Soil Moisture Indicator	T,D,B
043	Heads or Tails Circuit (Oct 76)	T,D,E,A,B,L
044	Two Tone Door Bell (Oct 76)	T,D,E,O,A,B,L
045	500 Second Timer	T,D,O,A,B
047	Morse Practice Set	T,D,O,A,B
048	Buzz Board	T,D,A,B
061	Simple Amplifier (Oct 76)	T,D,O,A,B
062	Simple AM Tuner (Mar 77)	D,E,B
063	Electronic Bongos	D,A,B
064	Simple Intercom (Nov 76)	T,O,A,B
065	Electronic Siren	D,O,A
066	Temperature Alarm (Dec 76)	T,D,E,A,B
067	Singing Moisture Meter	D,B
068	LED Dice Circuit (Oct 76)	T,D,E,A,B
070	Electronic Tie Breaker (Jan 77)	
071	Tape Noise Limiter (Jan 78)	E,L
072	Two-Octave Organ (Jun 78)	D,B
081	Tachometer (Mar 77)	T,E,O
082/		
528	Intruder Alarm	T,E,A
083	Train Controller	
084	Car Alarm	D,A,B
085	Over-rev Alarm	
086	FM Antenna	
087	Over-LED	
088	Hi-Fi Speaker	

Test Equipment

132	Experimenter's Power Supply (Feb 77)	E
133	Phase Meter (Apr 77)	E

134	True RMS Voltmeter (Aug 77)	E
135	Digital Panel Meter (Oct 77)	E
136	Linear Scale Capacitance Meter (Mar 78)	E
137	Audio Oscillator (May 78)	E
138	Audio Wattmeter (Nov 78)	
139	SWR/Power Meter (May 78)	
140	1 GHz Frequency Meter-timer (Mar 78)	C
141	Logic Trigger (Jan 79)	
142	High Current Power Supply (Feb 79)	E
143	Curve Tracer (Jan 79)	
144	Expanded-scale RMS Voltmeter (Jun 79)	
148	Logic Test Probe (Jul 79)	

Simple Projects

243	Bip Beacon (Apr 77)	
244	Alarm Alarm (Feb 77)	
245	White Line Follower (Nov 77)	
246	Rain Alarm (Apr 78)	L
248	Simple 12V to 22V Converter (Jul 78)	
249	Combination Lock (Apr 79)	E
253	'Hot Potato' Game (May 79)	
254	Egg Timer (Jun 79)	

Motorists' Projects

316	Transistor Assisted Ignition (May 77)	D,O,E
317	Rev Monitor Counter (Jul 77)	E
319	Variwiper MK II (Sep 78)	E
320	Battery Condition Indicator (Apr 79)	D,E

Audio Projects

448	Disco Mixer (Nov 76)	
449	Balanced Microphone Amp (Nov 76)	J,E,L
450	Bucker Brigade Audio Delay Line (Dec 77)	
451	Hum Filter (July 79)	D
470	60 W Amp Module (May 79)	A,B,E,P,R,S
471	Stereo Preamp (June 79)	A,B,E,P,R,S
473	Series 4000 Moving-coil Cartridge Preamplifier	J
480	50-100 Watt Amp Modules (Dec 76)	J,E,D,O,R,A,B,L
481	12 V 100 Watt Audio Amp (May 77)	E
481	High Power PA/ Guitar Amp (Jun 77)	O
482	Stereo Amp (Jan 77)	O,E
482	Stereo Amp Part 2 (Feb 77)	O,E
483	Sound Level Meter (Feb 78)	E
484	Simple Compressor Expander (Jul 77)	E
485	Graphic Equalizer (Jun 77)	J,E
486	Gowl-round Stabilizer (Nov 77)	J
487	Audio Spectrum Analyser (Feb 78)	E
489	Audio Spectrum Analyser 2 (Apr 78)	J,E
490	Audio Compressor (Dec 79)	
491	Graphic Equaliser (Mar 79)	
495	Transmission Line Speakers (Aug 77)	

Miscellaneous

546	GSR Monitor (Mar 77)	E
547	Telephone Bell Extender (Jun 77)	E
548	Photographic Strobe (May 77)	E
549	Induction Balance Metal Detector (May 77)	E
550	Digital Dial (Aug 78)	E
551	Light Chaser (Sep 78)	E
552	LED Pendant (Sep 78)	
553	Tape/Slide Synchroniser (Oct 78)	E
556	Wind Speed/Direction Indicator (Dec 79)	
557	Reaction Tester (Feb 79)	E
558	Mast-head Strobe (Feb 79)	
559	Cable Tester (Mar 79)	
577	General Purpose Power Supply	J
581	Dual Power Supply (Jan 77)	E
582	House Alarm (Jul 77)	T,O,E,A
	House Alarm — Installation Instructions (Aug 77)	
583	Marine Gas Alarm (Aug 77)	E,E
585	Ultrasonic Switch (Sep 77)	R,O,E,T,L
586	Shutter Speed Timer (Oct 77)	E
587	UFO Detector (May 78)	
588	Theatrical Lighting Controller (Nov & Dec 77 Jan & Mar 78)	N
589	Digital Temperature Meter (PCB135) (Dec 77)	E
590	LCD Stopwatch (Oct 78)	N
591	Up/Down Presettable Counter (Jul 78)	E
592	Light Show Controller (Aug 78)	E
593	Colour Sequencer (Dec 79)	
594	Development Timer (Apr 79)	
595	Aquarium Light Controller (May 79)	

Electronic Music

602	Mini Organ (Aug 76)	O,E,D,B
603	Sequencer (Aug 77)	
604	Accentuated Beat Metronome (Sep 77)	E
605	Temp Stabilized Log-exponential Converter (Sep 78)	

Computer Projects

630	Hex Display (Dec 76)	E,A
631	ASCII Keyboard (Dec 78)	O,E,A
631	Keyboard Encoder (Apr 77)	O,E,A
632	Video Display Unit (Jan-Mar 77)	O,A
633	TV Sync Generator (Jan 77)	E,A
634	8080 Educational/Prototyping Interface (Jul, Aug 78)	
635	Microcomputer Power Supply (Sep 77)	
637	Cuts Cassette Interface (Jan 78)	V,O,E,A
638	Eprom Programmer (Jul 78)	E,A
639	Computerised Musical Doorbell (Mar 78)	A
640	S100 VDU (Apr, Jun 78)	V,O,A
641	S100 Printer (Sep 78)	
642	16k S100 RAM Card (Feb 79)	K
650	STAC Timer (Nov 78)	
651	Binary/hex Trainer (Jun 79)	

Radio Projects

712	CB Power Supply (Jun 77)	O,E
713	Add-on FM Tuner (Sep 77)	
714	VHR-Log-Periodic Antenna (Feb, Mar 78)	
715	VHF Power Amplifiers (Nov 77)	
716	VHF Power Amplifiers (Jan, Feb 78)	
717	Crosshatch Generator (May 78)	E
718	SW Radio (Oct 78)	E
719	RF Field Strength Indicator (Nov 78)	
720	2 m VMOS Power Amp (Jan 79)	
721	Aircraft Band Converter (Mar 79)	D,E
722	Antenna for ETI-721 (May 79)	
724	Microwave Oven Leak Detector (Jul 79)	D

Electronic Games

804	Selectagame (Nov 76)	O
804	Selectagame (Rifle Project) (Mar 77)	O
805	Puzzle of the Drunken Sailor (Oct 77)	
806	Skeet (Jan 78)	
810	Stunt Cycle TV Game (Jun 78)	O,D,B
811	TV Tank Game (Oct 78)	O,E,D,B
812	Wheel of Fortune (Dec 79)	
813	Race Track Game (Jan 79)	

electronics today
INTERNATIONAL

BINDERS



HOLDS
12 COPIES
OF ETI

Protect and file your back issues of Electronics Today with these attractive binders. Price \$4.50 plus postage and packing (90c NSW, \$2.00 other states)

Write enclosing cheque/postal note/money order to:

SUBSCRIPTION DEPARTMENT,
ELECTRONICS TODAY INTERNATIONAL,
3rd Floor, 15 Boundary Street,
Rushcutters Bay, NSW, 2011.

NEW! 6809 EXORCISER COMPATIBLE MODULE

Designed and manufactured
locally for Semcon

Features:

- MC6809 1 MHz CPU
- Fully buffered bus
- Two 6821 PIA's
- Two 6850 ACIA's with RS232 interface (One ACIA may be replaced with a 6852 S.S.D.A.)
- 4K static RAM accessible by external devices
- 4 sockets for up to 16K of EPROM (accepts 2708, 2716, 2516, 2532)
- O.S.9 in EPROM — (this Unix based operating system written by Microware comes supplied with each module
- Programmable timer
- Supports D.M.A. channel
- Capable of tristating module bus buffers when external access is not required
- Break detect
- Power on reset
- 14411 baud rate generator

\$950 plus tax
(\$799 if purchased without O.S.9)

SOFTWARE SUPPORT

The following software for the 6809 should be available early November

- Macroassembler
- Editor
- C-Compiler

Prices on application

7932A 32K STATIC RAM MODULE

- Now outline compatible with Motorola Exorciser cards
- Only available assembled and tested
- Includes 100 hour burn-in and 12 months warranty
- Fully static operation
- Buffered address, data and control lines
- Power rails in grid network for improved noise immunity
- 4 x 8K blocks — Individually addressable, each write protectable, may be removed from address space if not required
- Multi-phase operation — the module allows access during phase one and phase two — ideal for multiprocessing or DMA channels

Features: ● Page mode operation — allows system expansion to 1 Megabyte
● Quality PCB with solder resist
● Motorola bus compatible ● Low power — 2.5 amps typical ● 300nS access

32K	\$650.00	16K	\$430.00
24K	\$540.00	8K	\$320.00

Attention users of Motorola, Southwest Technical and Smoke Signal Hardware

Send large SAE with 50c stamp plus \$2.00 for our latest catalogue. This includes detailed information on:

- Microware Software
- Microware SS50 Development System, including 2 MHz CPU and dual floppies.
- 6800 Macroassembler
- 6800 Assembler
- Sembug — Our new video orientated DeBug package.
- New 6809 Software.
- 6809 CPU Module.
- 32 K RAM Module.
- CRT02 Video Interface.
- 7908 EPROM Module.
- S-Bug Module.
- 10 Amp Switching P/s.
- 6802 CPU Module.
- ACIA Module.
- PIA Module.
- Timer Module.
- 32/32 I/O Module.
- Contact Closure Module.
- Wire wrap board.
- Extender card.
- A/D & D/A for SS50.

6800 SOFTWARE FROM MICROWARE

SEMCON is now the Australian distributor of Microware Software.
It is available in the following formats:

- MIKBUG compatible cassette.
- SOUTH WEST TECHNICAL Diskette.
- SMOKE SIGNAL Diskette.
- MOTOROLA M-DOS.
- TEKTRONIX 8002.

(A) A/BASIC COMPILER — This is a true 6800 Basic Compiler that converts programs written in BASIC, into fast, efficient machine language programs. Its output runs without a run-time package and is directly ROMable according to user defined memory assignments. It requires 8K of RAM and permits the user to call up and incorporate his own machine language subroutines. **CASSETTE \$85. SWT \$175. SSB \$175. M-DOS \$500.**

(B) A/BASIC INTERPRETER — This is a source compatible, extremely fast, Basic Interpreter implemented as an incremental compiler. Its specially extended syntax and memory assignment features make it especially suited to process control and systems programming. It may also be used as an alternative to the text editor to prepare input for the Compiler. **CASSETTE \$85. SWT \$95. SSB \$95. M-DOS \$300.**

(C) A-BASIC SOURCE GENERATOR — This optional extra to the compiler disc versions, results in the production of a complete assembly listing from the object code produced by the compiler. **SWT \$65. SSB \$65. M-DOS \$175.**

(D) CHESS PROGRAM — **CASSETTE \$65. SWT \$65.**

(E) LISP INTERPRETER — This list orientated language, featured in the August 1979 BYTE, is ideally suited to computer aided design, decisional logic and artificial intelligence. LISP programs have the capability of dynamically altering themselves making it an ideal language for programs that learn. **CASSETTE \$90. SWT \$95. M-DOS \$275.**

(F) D2 UPGRADE KIT — This enables the D2 to communicate with an RS232 interface. **\$45.**

(G) RT/68 — Supplied in a 2708 ROM, this monitor normally looks like MIKBUG to most programs. Its real power lies in its multitasking capabilities. When the system command is executed, it can supervise the execution of from one to sixteen tasks. Each task may be assigned a priority, time slice and state indicator. **\$65.**

NEW! CRT02 VIDEO INTERFACE

Memory mapped with a difference!

Our versatile CRT01 video interface has been modified to enable simple installation in existing systems along with the addition of several new features:

- 2K page of on board RAM — the new module now looks like a 2K memory board, and plugs directly into any exorciser bus.
- A 2716 is used as the character generator — up to 160 user defined characters may be programmed into the ROM — ideal for those languages requiring special symbols or in graphics applications.
- Dual Intensity (or optional flashing characters) for 96 of the 160 available characters. The inverse video is only available if programmed as special characters.
- Character font now 12 rows of 8 dots.
- Multiple CRT02's can be plugged into the bus.
- Retains all the versatility of display formats of the CRT01 as well as the logic to provide a stable flicker free display.

Price \$350.

WIRE WRAP BOARD

- Double-sided ground & plus 5V
- plus/minus 12V on card
- Plated holes
- Gold edge connector



\$47

CMS 9600 MC6802 CPU MODULE



\$565

- 6802 CPU
- 1.1K Static Ram with battery back-up
- 6K Eprom
- Programmable timer
- 2 PIA's
- 2 ACIA's — RS232
- Priority Interrupt
- Address and data buffers
- Power failure protect/restart
- MC14411 Baud rate generator (One ACIA may be replaced with SSDA)



SEMCON RACKING SYSTEM \$153

(\$94 for rack without connectors)

- Sturdy aluminium construction
- Blue anodised finish
- Accommodates 8 Motorola Bus compatible cards
- Tin plated backplane with ground plane on one side
- 8 43x2x0.156" edge connectors.

SEMCON MICROCOMPUTERS PO Box 61, Pennant Hills, 2120. Tel (02) 848-0800
Add 15 percent tax where applicable. P&P: \$2.50 Sydney Area. \$3.50 elsewhere

Shoparound

7095700

THIS PAGE is to assist readers in the continual search for components, kits and printed circuit boards for ETI projects. If you are looking for a particular component or project — check with our advertisers if it is not mentioned here. Also, for a list of suppliers who stock the ETI projects published over the last 2½ years, our “Kits for Projects” page may generally be found on the page immediately before the DREGS page (inside the back cover), but this month it has been moved to page 77, two pages back.

The ETI 321 Fuel Level Alarm has been designed so it can either be mounted behind the dash with a remote alarm, or constructed in a small plastic box and then mounted in a convenient place under the dash or in a console. If you elect to use a box you will certainly want one that looks good and won't detract from the appearance of the car.


We used a PacTec box (CM5-125) distributed by Associated Controls and available from a number of suppliers. The boxes are available in black, tan, grey and blue and are made from impact resistant plastic, fitting neatly under the dash without detracting from the appearance of even the classiest car.

The PacTec range of boxes come in a large variety of shapes and sizes featuring pc board mounting fixtures, card slides, feet and handles. Expandable sides and interchangeable hardware allow the constructor to tailor the box to suit his requirements.

The PacTec box used in this project (CM5-125) and others in the range are available from most electronic suppliers, or from Associated Controls, 55 Fairford Rd, Padstow, NSW or 214-224 Wellington Rd, Mulgrave, Vic.

When we first considered using close tolerance resistors in the ranges of the Linear Scale Ohmmeter we thought that they were fairly rare beasts. It just shows how easy it is to get out of touch with what is available. We found it would be easier to mention the suppliers who didn't have them than those who indicated they did.

One supplier, Stewart Electronic Components, Mt Waverley, Vic, even stocks a complete range of ½% resistors for 30 cents each. Using 1% or 2%



These beautifully-made 'PacTec' cases are made of moulded ABS plastic, come in a range of attractive colours and are available in 50 models. The two shown here should be popular with enthusiasts. The top one would suit many test instruments and features an integral handle and tilt-stand. The lower one assembles with just two screws, comes with a front and rear panel and stick-on feet. All models sport embossing in convenient places to allow mounting pc boards with PK screws. Available from Associated Controls P/L, 55 Fairford Rd, Padstow NSW 2211.

resistors in the project will give a full scale accuracy after calibration of about 2%, or that of the meter.

Protecting equipment, particularly expensive instruments or hi-fi equipment etc, from power line surges is a worthwhile investment. There are a number of techniques one can use but there is virtually nothing to beat varistors. These handy devices are a special type of resistor that will clip voltage surges to a safe value, protecting sensitive circuitry, preventing possible breakdowns.

All Electronic Components in Melbourne advise that they carry the General Electric range of varistors, currently stocking the 'ZA', 'LA' and 'PA' series of GE-MOV devices. They also stock copies of GE's excellent "Transient Voltage Suppression Manual"

(2nd edition).

Sydney transformer manufacturer, Ferguson, are having a clearout this month of some excess stock. First on the list is the PL12/20VA/2 transformer (same construction as the rest of the PL/20VA series) which has a 240 V input and a single output winding that will deliver 12 V at 1.67 A. They're going for \$3.83 each, complete with a set of leads, add postage (weight: 800 g). Second is a handy little "Plug Adaptor" type PPA9/500 which is constructed as per their Power Pack battery eliminator series only it has a 9 V ac output. It comes complete with output lead and 2.5 mm jack plug for a mere \$2.88 plus postage (weight: 300 g). All prices include sales tax. They're at 331 High St, Chatswood, 2067.

PLESSEY COMPONENTS



AUSTRALIAN DISTRIBUTORS FOR

OPTEL
LIQUID CRYSTAL DISPLAYS

Complete systems packages from Optel convert your raw electronics information into smart displays that are exactly right for your bus information. Nearly any common decode function, "bit serial" or "bit parallel", can be provided — ASCII to 14 or 16 segment, ASCII to 5 x 7 dot matrix, or BCD to 7 segment.

Complete compatibility includes 8080, 6800, 1802 and F8 microprocessor families. We'll provide the complete smart system — display with drive, latch, decode and bus interface functions — or anything in between.

REFAC Manufactures PINLITE, WILD ROVER and OPTEL Products.



REFAC

GENERAL COMPONENTS
Stocks held of . . .

- Connectors
- Rotary Switches
- Lever Keys
- Reed Relays
- Neon Lamps
- Panel Lamps
- Switches
- Potentiometers
- Integrated Circuits
- Sonalert Devices
- Indicator Tubes
- Photodiodes
- Photo Voltaic Cells
- Nickel Cadmium Batteries
- Loudspeakers



PLESSEY COMPONENTS

PO Box 2 Villawood, NSW. 2163
Telephone 72-0133

Adelaide 269-2544 • Melbourne 329-0044
Brisbane 36-1277 • Perth 458-7111



PROFESSIONAL QUALITY SOFTWARE

from

MICROPRO INTERNATIONAL CORPORATION

WORD-STAR

Complete, totally integrated word processing software

WORD-MASTER

The last word in text editing

SUPER-SORT

The ultimate in high performance sort/merge

RUN UNDER CP/M ON ANY 8080/8085/Z80 SYSTEM USING ANY PRINTER AND VDU OF YOUR CHOICE

02-412 2409

BOX 155, P.O.
ROSEVILLE 2069

© 1978, MicroPro International Corporation.

All rights reserved.

SYN-1 Single Board Computer \$210.00
KTM-2 CRT/TV Keyboard terminal module \$349.00
BAS-1 8K BASIC ROM for SYN-1 \$149.00
BUFFERED MOTHERboard for SYN-1, KIM-1 or AIM-65 systems . . \$179.00



16K-8 fully tested memory board WRITE PROTECT and BANK switching for SYN-1, KIM-1 or AIM-65 systems . . \$360.00

EPROM Programmer and EPROM/ROM Board MEMORY mapped EPROM programming will program up to 16K per command firmware in PROM included. For SYN-1, KIM-1 or AIM-65 systems \$345.00



AUTOMATIC TELEPHONE DIALER PROM dialling 32 numbers plus other options \$180.00

PRESETABLE COUNTER 5 digits suitable for counting, batching and numerical control \$150.00



DIGITAL TACHOMETER \$120.00

STEPPING MOTORS wide range for N.C. Control, Plotters, Variable speed, Servo Control etc. From \$49.50



STEPPING MOTOR DRIVING CIRCUITS for 3 or 4 phase in Mode 1 phase 2 phase 1-2 phase excitation. From \$12.00

THUMB WHEEL SWITCHES \$2.20 ea.
PROXIMITY TRANSDUCERS \$15.00 ea.
HAND HELD TACHOMETERS \$160.00 ea.

Mail orders add \$3.50 for postage and packaging

G.C.S.

67 Blackshaw Avenue,
MORTDALE 2223.
Telephone: 570 1225
(Trade enquiries invited)

CAPTAIN ZILOG! — THE FIREWORKS HAVE JUST BEGUN!!



Presenting the Z8000 Microprocessor for the 1980's. The Z8000 has regular architecture to simplify design, 418 OP codes for incredible programming power, can perform 32 Bit operations and even address 8M bytes directly. Want to know more? Z8000 data Pack 1 includes complete technical data on Z8000 and its growing family of peripherals, development systems and software.

Z8000 TECHNICAL PROGRAM

Z8000 Data Pack	\$ 3.50
Z80 CPU Technical Manual	\$10.00
Z80 CPU Programming Manual . . .	\$10.00
ZILOG Data Book	\$ 5.00

DGZ-80 HOME COMPUTER ON \$100 BUS. AFFORDABLE — EXPANDABLE — POWERFUL



Build your own Z80 based computer using the DGZ 80 (ETI 680) as described in ETI November, 1979, designed by David Griffiths this is probably the most powerful Z80 project described in the world to date. Features include on board PIO (dual 8 bit INPUT OUTPUT), CTC (Programming Counter Timer) power on jump, software write protect, cassette interface, option 2K monitor, on board RAM for stack, scratchpad etc. sockets for all IC's, top quality solder masked, plated through PCB and comprehensive owners manual.

DGZ80 (Kit) . . \$199.25 (\$175.00 Sales Tax exempt)
(Assembled) . . \$240.00 (\$215.00 Sales Tax exempt)

Optional—but strongly recommended . . .
DGOS Monitor ROM 2716 \$ 48.00



DG640—VDU

Designed by David Griffiths this is an ideal support for the DGZ 80. Just add a keyboard with power supply to the DGZ 80 and DG 640 and you have a 4K Z80 system. Described in ETI March, 1978 the DG 640 features 16 lines of 64 characters, upper, lower case with graphics, crystal locked self-contained TV scan circuitry, top quality plated through PCB with solder mask, sockets for all IC's and comprehensive owners manual.

DG 640 (Kit) . . \$139.50 (\$125.70 Sales Tax exempt)
(Assembled) . . \$149.50 (\$134.25 Sales Tax exempt)

DREAM 6802—HAVE FUN WHILE LEARNING ABOUT MICRO COMPUTERS



Learn as you build this fascinating microprocessor project designed by Michael Bauer and published in Electronics Australia, May, 1979.

We have designed the PCB to use the latest 6802 chip which has a self contained clock driver (eliminates 6875 problem) and is fully 6800 compatible. A separate PCB is also supplied containing an 18 key keyboard, power supply and modulator.

All components are supplied including top quality fibreglass PCB's, keyboard, modulator, chips in 2708, 6802 and full data sheets. Also included is a detailed operators manual with construction notes and exciting programs for you to run.

Dream 6802 (Kit) \$149.50

COMPONENT SPECIALS

Z80 CPU	\$16.50
Z80 PIO	\$ 9.75
Z80 CTC	\$ 9.75
6802 CPU	\$15.50
6821 PIO	\$ 5.75
6810 RAM	\$ 3.75
2708 EPROMS	\$14.50
2114 4K RAMS	\$ 6.75
555 TIMERS—4 for	\$ 1.00

NEW PRODUCTS

RECTANGULAR LEDS

Red	20¢
Yellow	35¢
Green	35¢

1W ZENERS

Full Range 3.3v to 30v . . 25¢ each

5V RELAYS

FIT IN DIP SOCKET \$ 2.25
Ideal for microprocessor outputs SPST

COMPUTER FANS

3" square 240V \$24.50

RS232 "D" TYPE

CONNECTORS

DB25S Socket	\$ 8.75
DB25P Plug	\$ 5.25
DB25H Hood	\$ 2.75

ALL ADVERTISED ITEMS IN STOCK AT TIME OF GOING TO PRESS (3/11/79)



MAIL ORDERS TO:

P.O. Box 311, HORNSBY 2077

Please add \$2.00 per order towards cost of post and packaging.

OFFICE/SHOWROOM:

1A Pattison Ave., WAITARA 2077

Hours 9—5 Monday to Saturday.

Telephone: 487-2711

Project 643

ETI-643 UNIVERSAL EPROM PROGRAMMER SOFTWARE LISTING

AS EXPLAINED in the text with the constructional article (last issue), the real power of the programmer lies in its control program. This listing is an assembly language listing with copious annotations. This is not the place to introduce readers to 8080 assembly language (there are several good texts available), but some comments are in order.

The bulk of the program outputs messages to the user, instructing him how to use the programmer, and examines his responses to select the correct routine to program, verify or erasure-test the correct EPROM type. In actual fact, the EPROM programming software itself is only a small part of the program, starting at label BT708.

The program was assembled using the Processor Technology PTDOS assembler, which has some slight differences from the Intel standard. For example, lines like: 'label' EQU \$ merely assign the label to the address of the next instruction the assembler encounters. Lines starting with an asterisk are comments, and ignored by the assembler. The DW assembler directive merely stores the operand directly in memory at that address, with the two bytes reversed in 8080 format. The DB directive does the same thing for a single byte, and the ASC directive stores a text string in memory.

This listing contains read and burn routines for the 2708 only. The routines for other EPROMs (RT716, RS758, RS716, RS732, BT716, BS758, BS758, BS732, CT716, CS758, CS716 and CS732) have been omitted due to lack of space. Suitable programs may be developed to suit your own requirements or may be obtainable from Acoustic Electronic Developments. At present, entries of the above-mentioned other EPROMs in the jump tables simply return the user to the start.

The user should provide console input/output routines SINP and SOUT, which input a character to the accumulator and output the character in B, respectively.

 ** ADD EPROM PROGRAMMER PROGRAM *****
 ** WRITTEN BY: DENNIS BERSON *****
 ** COMMENTS OBTAINED BY: WALTER WILSON *****

```

0100      EQU      100H
0101      EQU      101H
0102      EQU      102H
0103      EQU      103H
0104      EQU      104H
0105      EQU      105H
0106      EQU      106H
0107      EQU      107H
0108      EQU      108H
0109      EQU      109H
0110      EQU      10AH
0111      EQU      10BH
0112      EQU      10CH
0113      EQU      10DH
0114      EQU      10EH
0115      EQU      10FH
0116      EQU      110H
0117      EQU      111H
0118      EQU      112H
0119      EQU      113H
0120      EQU      114H
0121      EQU      115H
0122      EQU      116H
0123      EQU      117H
0124      EQU      118H
0125      EQU      119H
0126      EQU      11AH
0127      EQU      11BH
0128      EQU      11CH
0129      EQU      11DH
0130      EQU      11EH
0131      EQU      11FH
0132      EQU      120H
0133      EQU      121H
0134      EQU      122H
0135      EQU      123H
0136      EQU      124H
0137      EQU      125H
0138      EQU      126H
0139      EQU      127H
0140      EQU      128H
0141      EQU      129H
0142      EQU      12AH
0143      EQU      12BH
0144      EQU      12CH
0145      EQU      12DH
0146      EQU      12EH
0147      EQU      12FH
0148      EQU      130H
0149      EQU      131H
0150      EQU      132H
0151      EQU      133H
0152      EQU      134H
0153      EQU      135H
0154      EQU      136H
0155      EQU      137H
0156      EQU      138H
0157      EQU      139H
0158      EQU      13AH
0159      EQU      13BH
0160      EQU      13CH
0161      EQU      13DH
0162      EQU      13EH
0163      EQU      13FH
0164      EQU      140H
0165      EQU      141H
0166      EQU      142H
0167      EQU      143H
0168      EQU      144H
0169      EQU      145H
0170      EQU      146H
0171      EQU      147H
0172      EQU      148H
0173      EQU      149H
0174      EQU      14AH
0175      EQU      14BH
0176      EQU      14CH
0177      EQU      14DH
0178      EQU      14EH
0179      EQU      14FH
0180      EQU      150H
0181      EQU      151H
0182      EQU      152H
0183      EQU      153H
0184      EQU      154H
0185      EQU      155H
0186      EQU      156H
0187      EQU      157H
0188      EQU      158H
0189      EQU      159H
0190      EQU      15AH
0191      EQU      15BH
0192      EQU      15CH
0193      EQU      15DH
0194      EQU      15EH
0195      EQU      15FH
0196      EQU      160H
0197      EQU      161H
0198      EQU      162H
0199      EQU      163H
0200      EQU      164H
0201      EQU      165H
0202      EQU      166H
0203      EQU      167H
0204      EQU      168H
0205      EQU      169H
0206      EQU      16AH
0207      EQU      16BH
0208      EQU      16CH
0209      EQU      16DH
0210      EQU      16EH
0211      EQU      16FH
0212      EQU      170H
0213      EQU      171H
0214      EQU      172H
0215      EQU      173H
0216      EQU      174H
0217      EQU      175H
0218      EQU      176H
0219      EQU      177H
0220      EQU      178H
0221      EQU      179H
0222      EQU      17AH
0223      EQU      17BH
0224      EQU      17CH
0225      EQU      17DH
0226      EQU      17EH
0227      EQU      17FH
0228      EQU      180H
0229      EQU      181H
0230      EQU      182H
0231      EQU      183H
0232      EQU      184H
0233      EQU      185H
0234      EQU      186H
0235      EQU      187H
0236      EQU      188H
0237      EQU      189H
0238      EQU      18AH
0239      EQU      18BH
0240      EQU      18CH
0241      EQU      18DH
0242      EQU      18EH
0243      EQU      18FH
0244      EQU      190H
0245      EQU      191H
0246      EQU      192H
0247      EQU      193H
0248      EQU      194H
0249      EQU      195H
0250      EQU      196H
0251      EQU      197H
0252      EQU      198H
0253      EQU      199H
0254      EQU      19AH
0255      EQU      19BH
0256      EQU      19CH
0257      EQU      19DH
0258      EQU      19EH
0259      EQU      19FH
0260      EQU      1A0H
0261      EQU      1A1H
0262      EQU      1A2H
0263      EQU      1A3H
0264      EQU      1A4H
0265      EQU      1A5H
0266      EQU      1A6H
0267      EQU      1A7H
0268      EQU      1A8H
0269      EQU      1A9H
0270      EQU      1AAH
0271      EQU      1ABH
0272      EQU      1ACH
0273      EQU      1ADH
0274      EQU      1AEH
0275      EQU      1AFH
0276      EQU      1B0H
0277      EQU      1B1H
0278      EQU      1B2H
0279      EQU      1B3H
0280      EQU      1B4H
0281      EQU      1B5H
0282      EQU      1B6H
0283      EQU      1B7H
0284      EQU      1B8H
0285      EQU      1B9H
0286      EQU      1BAH
0287      EQU      1BBH
0288      EQU      1BCH
0289      EQU      1BDH
0290      EQU      1BEH
0291      EQU      1BFH
0292      EQU      1C0H
0293      EQU      1C1H
0294      EQU      1C2H
0295      EQU      1C3H
0296      EQU      1C4H
0297      EQU      1C5H
0298      EQU      1C6H
0299      EQU      1C7H
0300      EQU      1C8H
0301      EQU      1C9H
0302      EQU      1CAH
0303      EQU      1CBH
0304      EQU      1CCH
0305      EQU      1CDH
0306      EQU      1CEH
0307      EQU      1CFH
0308      EQU      1D0H
0309      EQU      1D1H
0310      EQU      1D2H
0311      EQU      1D3H
0312      EQU      1D4H
0313      EQU      1D5H
0314      EQU      1D6H
0315      EQU      1D7H
0316      EQU      1D8H
0317      EQU      1D9H
0318      EQU      1DAH
0319      EQU      1DBH
0320      EQU      1DCH
0321      EQU      1DDH
0322      EQU      1DEH
0323      EQU      1DFH
0324      EQU      1E0H
0325      EQU      1E1H
0326      EQU      1E2H
0327      EQU      1E3H
0328      EQU      1E4H
0329      EQU      1E5H
0330      EQU      1E6H
0331      EQU      1E7H
0332      EQU      1E8H
0333      EQU      1E9H
0334      EQU      1EAH
0335      EQU      1EBH
0336      EQU      1ECH
0337      EQU      1EDH
0338      EQU      1EEH
0339      EQU      1EFH
0340      EQU      1F0H
0341      EQU      1F1H
0342      EQU      1F2H
0343      EQU      1F3H
0344      EQU      1F4H
0345      EQU      1F5H
0346      EQU      1F6H
0347      EQU      1F7H
0348      EQU      1F8H
0349      EQU      1F9H
0350      EQU      1FAH
0351      EQU      1FBH
0352      EQU      1FCH
0353      EQU      1FDH
0354      EQU      1FEH
0355      EQU      1FFH
  
```

```

0300      EQU      100H
0301      EQU      101H
0302      EQU      102H
0303      EQU      103H
0304      EQU      104H
0305      EQU      105H
0306      EQU      106H
0307      EQU      107H
0308      EQU      108H
0309      EQU      109H
0310      EQU      10AH
0311      EQU      10BH
0312      EQU      10CH
0313      EQU      10DH
0314      EQU      10EH
0315      EQU      10FH
0316      EQU      110H
0317      EQU      111H
0318      EQU      112H
0319      EQU      113H
0320      EQU      114H
0321      EQU      115H
0322      EQU      116H
0323      EQU      117H
0324      EQU      118H
0325      EQU      119H
0326      EQU      11AH
0327      EQU      11BH
0328      EQU      11CH
0329      EQU      11DH
0330      EQU      11EH
0331      EQU      11FH
0332      EQU      120H
0333      EQU      121H
0334      EQU      122H
0335      EQU      123H
0336      EQU      124H
0337      EQU      125H
0338      EQU      126H
0339      EQU      127H
0340      EQU      128H
0341      EQU      129H
0342      EQU      12AH
0343      EQU      12BH
0344      EQU      12CH
0345      EQU      12DH
0346      EQU      12EH
0347      EQU      12FH
0348      EQU      130H
0349      EQU      131H
0350      EQU      132H
0351      EQU      133H
0352      EQU      134H
0353      EQU      135H
0354      EQU      136H
0355      EQU      137H
0356      EQU      138H
0357      EQU      139H
0358      EQU      13AH
0359      EQU      13BH
0360      EQU      13CH
0361      EQU      13DH
0362      EQU      13EH
0363      EQU      13FH
0364      EQU      140H
0365      EQU      141H
0366      EQU      142H
0367      EQU      143H
0368      EQU      144H
0369      EQU      145H
0370      EQU      146H
0371      EQU      147H
0372      EQU      148H
0373      EQU      149H
0374      EQU      14AH
0375      EQU      14BH
0376      EQU      14CH
0377      EQU      14DH
0378      EQU      14EH
0379      EQU      14FH
0380      EQU      150H
0381      EQU      151H
0382      EQU      152H
0383      EQU      153H
0384      EQU      154H
0385      EQU      155H
0386      EQU      156H
0387      EQU      157H
0388      EQU      158H
0389      EQU      159H
0390      EQU      15AH
0391      EQU      15BH
0392      EQU      15CH
0393      EQU      15DH
0394      EQU      15EH
0395      EQU      15FH
0396      EQU      160H
0397      EQU      161H
0398      EQU      162H
0399      EQU      163H
0400      EQU      164H
0401      EQU      165H
0402      EQU      166H
0403      EQU      167H
0404      EQU      168H
0405      EQU      169H
0406      EQU      16AH
0407      EQU      16BH
0408      EQU      16CH
0409      EQU      16DH
0410      EQU      16EH
0411      EQU      16FH
0412      EQU      170H
0413      EQU      171H
0414      EQU      172H
0415      EQU      173H
0416      EQU      174H
0417      EQU      175H
0418      EQU      176H
0419      EQU      177H
0420      EQU      178H
0421      EQU      179H
0422      EQU      17AH
0423      EQU      17BH
0424      EQU      17CH
0425      EQU      17DH
0426      EQU      17EH
0427      EQU      17FH
0428      EQU      180H
0429      EQU      181H
0430      EQU      182H
0431      EQU      183H
0432      EQU      184H
0433      EQU      185H
0434      EQU      186H
0435      EQU      187H
0436      EQU      188H
0437      EQU      189H
0438      EQU      18AH
0439      EQU      18BH
0440      EQU      18CH
0441      EQU      18DH
0442      EQU      18EH
0443      EQU      18FH
0444      EQU      190H
0445      EQU      191H
0446      EQU      192H
0447      EQU      193H
0448      EQU      194H
0449      EQU      195H
0450      EQU      196H
0451      EQU      197H
0452      EQU      198H
0453      EQU      199H
0454      EQU      19AH
0455      EQU      19BH
0456      EQU      19CH
0457      EQU      19DH
0458      EQU      19EH
0459      EQU      19FH
0460      EQU      1A0H
0461      EQU      1A1H
0462      EQU      1A2H
0463      EQU      1A3H
0464      EQU      1A4H
0465      EQU      1A5H
0466      EQU      1A6H
0467      EQU      1A7H
0468      EQU      1A8H
0469      EQU      1A9H
0470      EQU      1AAH
0471      EQU      1ABH
0472      EQU      1ACH
0473      EQU      1ADH
0474      EQU      1AEH
0475      EQU      1AFH
0476      EQU      1B0H
0477      EQU      1B1H
0478      EQU      1B2H
0479      EQU      1B3H
0480      EQU      1B4H
0481      EQU      1B5H
0482      EQU      1B6H
0483      EQU      1B7H
0484      EQU      1B8H
0485      EQU      1B9H
0486      EQU      1BAH
0487      EQU      1BBH
0488      EQU      1BCH
0489      EQU      1BDH
0490      EQU      1BEH
0491      EQU      1BFH
0492      EQU      1C0H
0493      EQU      1C1H
0494      EQU      1C2H
0495      EQU      1C3H
0496      EQU      1C4H
0497      EQU      1C5H
0498      EQU      1C6H
0499      EQU      1C7H
0500      EQU      1C8H
0501      EQU      1C9H
0502      EQU      1CAH
0503      EQU      1CBH
0504      EQU      1CCH
0505      EQU      1CDH
0506      EQU      1CEH
0507      EQU      1CFH
0508      EQU      1D0H
0509      EQU      1D1H
0510      EQU      1D2H
0511      EQU      1D3H
0512      EQU      1D4H
0513      EQU      1D5H
0514      EQU      1D6H
0515      EQU      1D7H
0516      EQU      1D8H
0517      EQU      1D9H
0518      EQU      1DAH
0519      EQU      1DBH
0520      EQU      1DCH
0521      EQU      1DDH
0522      EQU      1DEH
0523      EQU      1DFH
0524      EQU      1E0H
0525      EQU      1E1H
0526      EQU      1E2H
0527      EQU      1E3H
0528      EQU      1E4H
0529      EQU      1E5H
0530      EQU      1E6H
0531      EQU      1E7H
0532      EQU      1E8H
0533      EQU      1E9H
0534      EQU      1EAH
0535      EQU      1EBH
0536      EQU      1ECH
0537      EQU      1EDH
0538      EQU      1EEH
0539      EQU      1EFH
0540      EQU      1F0H
0541      EQU      1F1H
0542      EQU      1F2H
0543      EQU      1F3H
0544      EQU      1F4H
0545      EQU      1F5H
0546      EQU      1F6H
0547      EQU      1F7H
0548      EQU      1F8H
0549      EQU      1F9H
0550      EQU      1FAH
0551      EQU      1FBH
0552      EQU      1FCH
0553      EQU      1FDH
0554      EQU      1FEH
0555      EQU      1FFH
  
```


At Last A Computer We Can All Afford

CHALLENGER I SERIES


Economical computer systems, ideal for personal use.

Superboard II — a complete system on a board requires a 5 volt supply to be up and running.

Challenger 1P — fully packaged Superboard II with power supply.

Both systems feature a 24 x 32 character display, 4K RAM (8K on C1) on the board, Keyboard and ready-to-run Basic-in-ROM.

Challenger's I's are expandable up to 32K of RAM, dual mini-floppies, and printer.



\$489*

Now in
stock at
these
dealers

\$360*



CHALLENGER IV SERIES

C-4P — a high performance BUS oriented modular microprocessor system easily expandable. The back-plane construction allows any of Ohio's 50 boards to be readily added, such as memory expansion options, A/D converters, Voice I/O, printer, sound output, disk controllers and many more.

The C-4P has a software selectable 32 x 32 and 32 x 64 character display, and a programmable keyboard for real time interactive use. The C2 is the choice for the serious computer owner planning on expansion.



\$837*

TV set and cassette recorder not included.

All systems include 4K RAM, a typewriter style keyboard, video output suitable for use with an RF convertor (not supplied) to a standard TV set, and the reliable Kansas City standard cassette system.

Microsoft's 8K BASIC-in-ROM avoids lengthy loading from cassette and features full string manipulation, floating point and trigonometric capabilities. A machine code monitor in ROM, plus an Assembler allow access to machine code programming. A large range of programs are available for education and entertainment. Contact us for further details.

Australian Dealer: Systems Automation Pty. Ltd.
31 Hume Street, Crows Nest, NSW. 2065. Tel: 439-6477

Dealer enquiries invited

*Plus sales tax if applicable.

OHIO SCIENTIFIC TCG

AUTHORISED OHIO DEALERS

N.S.W.

Trevor Burton Pty Ltd
93 Beatrice Street,
BALGOWLAH, NSW 2093
Phone: 94-3861

Manly Stationary Supplies
15a The Corso,
MANLY, NSW 2095
Phone: 977-2316

Compuwest
P.O. Box 603
BATHURST, NSW 2795
Phone: (063) 375-235
Dwell Electronics
77 Edgeworth-David Ave.
HORNSBY, NSW 2077
Phone: 487-3111

Softech
33 Hume St,
CROWS NEST, 2065
Phone (02) 438-3113.

Compuserve Newcastle P/L
Suite 31, 301 Tudor St,
HAMILTON, NSW 2303
Phone: (049) 612-579

VIC
Looky Video
418 Bridge Road,
RICHMOND, VIC 3121
Phone: (03) 429-5674
Computer Co-Ordination Services

22 Golden Grove,
THE BASIN, VIC. 3154.
Phone (03) 762-5937.

Computerware
63 Palsley St,
FOOTSCRAY, VIC. 3011.
Phone (03) 68-4200.

W.A.
Micro Data Pty Ltd
25 Brisbane Street,
EAST PERTH, WA 6000
Phone: (09) 328-1179

Micro Solutions
322 Hay Street,
SUBIACO, WA 6008
Phone: (09) 381-8372
Computator Australia,
Clolsters Square,
863 Hay Street,
PERTH, WA 6000
Phone: (09) 321-9232

S.A.
Applied Data Control,
244 Glen Osmond Road,
FULLARTON, SA 5065
Phone: (08) 79-9211
Neil Pollard

TAS
J. Walch & Co.,
130 Macquarie Street,
HOBART, TAS 7000
Phone: (002) 34-7511
James Powell-Davies

A.C.T.
Minicomputer & Electronic Services
Suite 2, 46 Colbee Court,
PHILLIP, A.C.T. 2606
Phone: (062) 82-1774
Cliff Beechey

N.T.
Gem Electronics,
82 Bradshaw Drive,
ALICE SPRINGS, N.T.
Phone: (011) 52-4820
Graham Langsford

ATTENTION COMPUTER PROGRAMMERS!

Ever thought of turning your programs or experience into CASH? The micro-computer boom has created an enormous demand for good software.

We market the incredibly successful Exidy Sorcerer and Dick Smith System 80 microcomputer systems. We'd like to hear from you if:

- ★ You're a hobbyist and you've written some interesting programs for Sorcerer or Tandy TRS-80 systems; or
- ★ You're a professional and you've developed some business software for these systems; or
- ★ You're an experienced programmer, software writer or company with the experience to develop down-to-earth, fully debugged business software for microcomputers.

Do yourself a favour - write to me, giving details of what you have to offer.

Jamieson (Jim) Rowe,
Technical Director,
Dick Smith Electronics Group
Cnr Lane Cove & Waterloo Rds
North Ryde, NSW 2113.

TRS-80, APPLE & SORCERER

16K, 200ns, MEMORY
EXPANSION KITS \$85

Z80A \$17; Z80 P10 \$12
Z80 CTC \$12; 6875 \$10.75
6820 \$5; 6821 \$6
4MHZ Crystals \$4

s100 Connectors \$4.25
6800 \$8.50; 8080A \$8.50

Other microprocessors &
peripheral ICs available

Send 20¢ stamp for list

G.L.W.

4 Pryton Court, Balwyn,
VIC. 3103.

Phone

AH (03) 89 6918.

AUTHORISED DEALER
commodore

2001-16/32



**CBM™ with built in VDU and
full size typewriter keyboard**

16K 2001.16\$1829
32K 2001.32\$2199
Dual drive floppy disk, huge 340K
2040\$2099
Tractor feed printer, 2022\$1699
Friction feed printer, 2023\$1499
External cassette\$149

Dual Drive Floppy Disk

2040



Tractor Feed Printer

2022



**The CBM™ Computer
Business System**

**PET BUSINESS SOFTWARE
THE WORD PROCESSOR -**

Standard 8K version\$24.95
Ext 16K disk version\$99.95

CREDITORS/GENERAL LEDGER

.....t.b.a.

TRS-80 SOFTWARE

RSM-1S\$23.95; RSM-2\$26.95
RSM-2D\$29.95; ESP-1\$29.95
MICROCHESS 1.5\$19.95
AIR RAID\$14.95

S/T INCL. (062) 81-5011 ADD P&P

THE BYTE SHOP

PO Box 118, Mawson, ACT. 2607.
29 Colbee Crt. Phillip



Give name, no., expiry
date & signature for
mail order sales.

Dear Customer,

Unfortunately our typesetters got a little too much sun at the weekend and did not do the typesetting they were supposed to, so we decided that it would be nice to be able to talk to our customers, so for this month we will deduct \$5.00 (equivalent to a 6 minute STD call) if you would like to ring us to discuss any of our products.

Our ads appeared last in
EA December and
ETI November.

As well as the previously advertised products we will have our 5100 Floppy controller available in February which controls either or both minifloppy or floppy disk drives.

And we are selling the TEAC FDS0A minifloppy drive for only \$340.00 + Tax

We are also 3m Media products distributors and have the following Scotch Diskettes;
740-0 8" single sided soft sector in library case.
Box of 10 \$55.00 + Tax 15%.

744-0 5 1/4" single sided soft sector Box of 10.
\$59.00 + Tax 15%.

C10 Personal Computing Cassettes (Computer tape rather than Audio)
Box of 10 \$16.50 + Tax 15%.

CITOH Model 8300 Printer \$850.00 + Tax 15%

Osborne and Associates Books — call for list.
P.S. for Brisbane Customers we also stock a general range of components.

200 MOGGILL ROAD,
TARINGA. 4068.
BRISBANE. AUSTRALIA.
PHONE 371 6707

NERO ELECTRONICS

Printout

“Home control” from home computers

Tandy's US retail chain, Radio Shack, will probably introduce a “home control” system this year, to interface with its TRS-80 home computer.

Some opposition companies — notably Apple and Commodore — indicated that, while ideas for such a system are intriguing, it will be two or three years before a suitable market exists for such a product.

Considering Tandy's huge success in marketing the TRS-80, it seems that they may be well placed to create the market awareness sufficient to launch such a product earlier than most predictions.

The US Radio Shack is already selling a stand-alone unit, the BSR/1X-10 Command Console, under the name “Plug-In Power”. When connected to a timer, the console, which plugs into an ac outlet, can dim lights and turn appliances on and off.

Radio Shack executive vice-president John Roach, said “I think there is a reasonable chance we will interface it to the TRS-80 computer.” Mr Roach said that if the firm were to make the move, it could be within “the next 9-12 months.”

He said the product “would connect to the TRS-80 bus and be a black box, translating signals and information given out by the computer and put into a format where the BSR system can understand them.”

Dennis Van Dusen, a consultant specialising in consumer data communications for Peat, Marwick, Mitchell & Co., said the market for what he called “a home control computer” is about 5 years away.

“There's no real market for it yet. Nothing in the home is that complex that it requires a home-control computer,” he said.

The Ohio Scientific C8P DF is the closest to his concept, Mr Van Dusen explained. A true home-control computer would regulate stove temperature settings, shower temperatures,

light switches, solar heaters, intercoms, doorbells, intrusion alarms and sensors, smoke detectors, furnaces, locks, stereos and other products, he said.

He described such a system as a “between the studs” computer — one which could not be moved.

Another development for controlling appliances is a home bus, operating over ac wiring. Such a system would not require a computer, but would “talk” over the ac wires.

Bob Richardson, director of the consumer electronics department at the Stanford Research Institute, said “Home bus is very similar to things a lot of factories are doing. It'll allow all types of consumer electrical devices to communicate with each other.”

SRI and the Home Bus Association, both non-profit groups, are working on what they call a home bus standard.


“A lot of equipment manufacturing companies are developing various approaches to remote control” of audio and other entertainment products, he said.

“You gain a lot of benefits if you develop a product that can communicate universally.”

Mr Richardson said that equipment manufacturers, semiconductor to manufacturers and the IEEE had been working on the concept.

The concept involves the transmission of data through FM modulation over ac lines in the home. A decoder built into the appliance interprets the controls, “and each product lets the rest know what it's doing,” Mr Richardson explained.

“If you had a home computer plugged into your ac system, you could control all the other devices with home bus decoders built into them. Your personal computer could be the major controller.”



Molex membrane pads

Development of a special process to deposit conductive polymer ink on a flexible substrate has provided the technology required for a new switch product from Molex, the 10 900 Membrane Switch.

Construction consists of conductive silver contacts and interconnections deposited on two sections of a thin, flexible polyester sheet. A spacer layer with openings to create a contact gap is sandwiched between the two contact circuit halves and sealed. This produces a touch sensitive switch system that requires a minute force to actuate.

Upon actuation, the contact gap in the membrane section decreases until both silver contact surfaces meet and close the circuit. A custom graphic overlay may be secured to the top surface of the membrane

switch.

The 10900 Membrane Switch is custom designed for each customer, meeting exact needs for switch contact spacing, aesthetics, mounting and termination. Termination to printed circuit boards and cable can be accomplished with standard Molex flat flexible circuitry connectors.

Typical industry applications include micro-processor systems, telecommunications, medical electronics, appliances, automotive, consumer electronics, electronic games, and more.

6809 Board

Semcon Microcomputers have announced a new board based on the Motorola MC6809.

We haven't spoken much about the 6809 on these pages, but basically it is an upgraded 6800 — upgraded beyond recognition, in fact. With an on-chip clock generator, hardware 8-bit multiplication, 16-bit addition and subtraction, two index registers and a wide variety of logical and consistent addressing modes for most instructions.

The 6809 is claimed to have anything up to three or four times the throughput of a Z-80 — oh well, them's the breaks!

There are also two 6821 PIAs on the board, giving 32 bits of

parallel I/O, and two 6850 ACIAs providing RS-232C ports, although one of these may be replaced by a 6852 Serial Synchronous Data Adapter.

A 6840 Programmable Timer provides three channels, one of which may be used as a software controlled baud rate generator. Software support is in the form of the Microware OS9 Operating System — this Unix-like system forms the basis of a large amount of support software, including a macroassembler, editor, C complier and an integrated BASIC compiler/interpreter.

For further information contact Semcon at P.O. Box 61, Pennant Hills, NSW 2120. Tel: (02) 848-0800.

Printout

Rumours

Now that New South Wales Institute of Technology has got its radio broadcasting licence, a group of Sydney computer enthusiasts are said to be interested in conducting experiments in Digi-casting, a scheme whereby digital data is sent over the air in an unused part of the radio signal. Technically, the scheme has similar potential to Teletext. Further details in this column if the experiments get off the ground...

Imsai, the well-known US manufacturer of 'mainframe-style' microcomputers (distinguished by the blue and red paddle switches) has finally liquidated. Although Imsai were reputed to be negotiating with the Belgian Government to build a factory there in return for injection of capital, this deal evidently did not come off. The liquidation sale did not raise enough cash to pay Imsai's debts, and the company's creditors are said to be investigating Imsai's tie-up with the Comperterland franchise operation. This won't make any difference to Computerland Australia's operations, however...

Meanwhile, Processor Technology, former manufacturers of the Sol computer, are still in business, several months after announcing that they would voluntar-

ily liquidate. The company's assets and equipment have been sold off, and they're not manufacturing anything, so one wonders what they're doing...

Two suppliers have won contracts from the NSW Education Department for microcomputers to go into the State's schools. Computerland Australia will supply the Apple II computer which has had enormous success in the US education market due to its compactness, software support, excellent documentation and superb colour (or should that be color?) graphics. B & S Micro Applications Pty Ltd will offer their MAP2S system, which was unveiled at the Sydney Home Computer Show. This 2650-based computer will be backed with a disk system which can support several computers at the same time, sharing an expensive resource...

As part of the 8th World Computer Exhibition to be held in Melbourne on October 14th to 18th this year, there will be a Personal Computing Fair in the Great Hall of the Exhibition Building. The exhibition, which will be staged in conjunction with the 8th World Computer Congress under the auspices of the International Federation for Information Processing, has proved so popular that the organisers, Riddell Exhibition Promotions Pty Ltd, have de-

ecided to employ a new extension to the Eastern Stadium...

Incidentally, the membership of IFIP has recently been increased to 39 with the election of two new member countries; Morocco and the People's Republic of China...

Plessey have often taken note of the personal computing market, and their latest move puts them right into the market. They are offering (in Britain only at the moment, though it could happen here) 32 Kbyte memory addons for the Commodore PET. The Petite is a box containing 32 Kbytes of RAM and its own power supply which plugs into and sits beside the PET, while the Inpet is installed inside the computer, on the processor board...

In order to back up the new Winchester technology disk packs which are appearing these days, the 3M company has developed a tape cartridge with a 75 Mbyte capacity. The cartridge uses 26 tracks in conjunction with an MFM encoding technique similar to that used in floppy disks to obtain high data transfer rates and density...

Two new operating systems are available from Digital Research, the originators of CP/M. An en-

hanced version of CP/M called CP/M 2.0, will operate with minifloppies up to hard disks through an expanded file system. Configuration is accomplished through a definition table.

MP/M is a multiterminal operating system which supports real-time multiprogramming with foreground and background modes. The system can be easily configured through an Interactive system generation utility. Currently available for the 8080/Z-80, MP/M will soon be available for the 8086.

The single-copy price for CP/M 2.0 is US\$150 and for MP/M is US\$300. Check with your local computer store for further details.

Heath have introduced two new computer products; the WH19 video terminal incorporates a Z-80 microprocessor, and looks rather like a DEC VT-52 terminal, as far as features are concerned. However, with the addition of a processor card and 5¼" (133 mm) floppy disk with Microsoft BASIC, the WH19 becomes the WH-89 computer. Both these machines are clearly slanted at the small business market, and Heath is promoting the machines heavily in the professional DP press...

AED

MICROCOMPUTER PRODUCTS

ACOUSTIC ELECTRONIC DEVELOPMENTS 123 Military Rd Guildford 632-6301

TRADING HOURS: 9 am to 6 pm Monday — Saturday; 9 am to 9 pm Thursday.

SEE US, the designers, for your ETI-AED Programmer.

- S100 Interface for ETI-AED Eprom Programmer JMP-80, 8080A, S100 CPU (Kit) \$150 plus \$19.50 tax
- CMS-01 Computer Cabinet \$180 plus \$21.00 tax

- Power Supplies from (Kit) \$150 plus \$19.50 tax

We have been appointed direct agents for:

HARDWARE

- MORROW (Thinker Toys) — The Famed S100 Microstuff
- GODBOUT ELECTRONICS — S100 Quality & Economy
- TARBELL ELECTRONICS — Cassette & Other Interfaces
- VECTOR — Prototyping, Development Equipment, Tools
- JADE COMPUTER PRODUCTS — MICROMISCELLANEAUNDTHINGS
- SSM (The Blue Board People) — Video Interfaces, etc.
- PERSCI — "The" Floppy Disc Drive
- BASE 2 — Most Versatile & Economical Printer
- ADVANCED COMPUTER PRODUCTS — Micro Equipment & Parts

SOFTWARE

- LIFEBOAT ASSOCIATES — Microsoft, Graham Dorlan, Digital Research (CP/M), And a cast of thousands!
- STRUCTURED SYSTEMS GROUP — Accounting & Business
- MICROPRO — *** WORD STAR *** The most complete Word Processing System ever seen on a Microprocessor
- THE SOURCE — Mailing List, Database management
- TARBELL — Disc & Cassette 24 K Basic, Approx. \$50

COME AND VISIT US AT OUR NEW STORE IN GUILDFORD

commodore

the PET computer

The Pet has a television screen, a keyboard as simple to use as a typewriter and a self-contained cassette recorder which is the source for programmes and for storing data in connection with these programmes. And it has, in its standard configuration, an 8K user memory. (This is in addition to the 14K operating system resident in the computer).

SPECIAL AT NO EXTRA COST

\$200 value of programmes will be provided with each PET purchased prior to December, 31st, 1979.



2001-16/32



The CBM Computer is now a truly sophisticated Business System with the announcement of these Peripherals.

The CBM Incorporated with the Floppy Disk and Printer makes an ideal business system for most professional and specialized fields, medicine, law, dental, research, engineering, toolmaking, printing, education, energy conservation etc.

The CBM Business System as a management tool, delivers information to all levels of Business previously attainable only with equipment many times more expensive, the CBM Business system is one of the most cost efficient business tools today. It offers a wide range

of applications from logging management strategy in major corporations, to organizing accounts and inventory control of small businesses. Here are just a few of the cost saving uses in the corporation, professional office or small business stock control, purchasing, forecasting, manufacturing, costing, customer records, mailing list, etc.

The CBM Floppy Disk and Printer, a compatible business system at a reasonable price — Take a closer look at these Peripherals.

Dual Drive Floppy Disk

The Dual Drive Floppy is the latest in Disk technology with extremely large storage capability and excellent file management. As the Commodore disk is an "intelligent" peripheral, it uses none of the RAM (user) memory of the CBM. The Floppy Disk operating system used with the CBM computer enables a programme to read or write data in the background while simultaneously transferring data over the IEEE to the CBM. The Floppy Disk is a reliable

low cost unit, and is convenient for high speed data transfer. Due to the latest technological advances incorporated in this disk, a total of 340K bytes are available in the two standard 5 1/4" disks, without the problems of double tracking or double density. This is achieved by the use of two microprocessors and memory I.C.s built into the disk unit. Only two connections are necessary — an A/C cord and CBM interface cord.



2040

Tractor Feed Printer

The Tractor Feed Printer is a high specification printer that can print onto paper (multiple copies) all the CBM characters — letters (upper and lower case), numbers and graphics available in the CBM. The tractor feed capability has the advantage of accepting mailing labels, using standard preprinted forms (customized), cheque printing for salaries, payables, etc. Again, the only

connections required are an A/C cord and CBM connecting cord. The CBM is programmable, allowing the printer to format print for: width, decimal position, leading and trailing zero's, left margin justified, lines per page, etc. It accepts 8 1/2" paper giving up to four copies. Bidirectional printing enables increased speed of printing.

2022



Distributed by

HANIMEX LTD.
Commodore Business Machines Division.

CONTACT YOUR LOCAL DEALER FOR FURTHER INFORMATION, PRICING AND DEMONSTRATION.



Micro Con ... the easily applied and economical microcomputer for people with imagination

Do useful and interesting things with your computer. MicroCon makes it possible and not just because it is easily programmed and operated. A host of optional plug-in interfaces are available which let you 'talk' to the real world. Virtually no knowledge of computers or electronics is required for you to put MicroCon to effective use.

Existing interfaces allow you to monitor variable inputs like temperature, humidity and position. Also they let you control motor speed, or switch lights and solenoids. Maybe you already have a computer system. If so, then MicroCon could act as an intelligent controller taking commands from your computer.

Tell us your interest and we will send you our free brochure and relevant information. Ask about our special prices for XMAS.

MicroPro Design Pty.Ltd.

PO Box 153, North Sydney, NSW 2060.
Phone: (02) 438-1220
Dealer enquiries welcome.

DATA ENTRY MADE EASY MR - 500 MARK SENSE CARD READER

NOW ALL YOU NEED IS A STANDARD #2 PENCIL, A CARD, AND THE LOW-COST MR - 500 MARK SENSE CARD READER TO ENTER DATA INTO YOUR MICROCOMPUTER

- READER AND INTERFACES FOR
- APPLE II, TRS-80 & PET \$825.00.
 - S-100 AND RS232C \$985.00.
- (ALL PRICES EX TAX)



*IDEAL FOR EDUCATION AND SMALL BUSINESS APPLICATIONS

For more details contact:

THE ELECTRONIC CIRCUIT

SUIT 414, 4th FLOOR, 20 DUNCAN ST., FORTITUDE VALLEY, QLD. 4006.
P.O. BOX 2, BROADWAY, Q. 4000. Telephone [07] 52-8455

New & exclusive telephone amplifier LEAVES YOUR HANDS FREE



IC Telephone Amplifier, Model TA-301.

For conversation, while you attend to other business matters. All the latest technology, IC circuits, no installation required. Operates on 4 x 1.5-volt Penlite batteries. Comes complete with recording cord and alkaline batteries.

ONLY \$ 24.95 inc. P&P

Another fine product from Emona.

EMONA ENTERPRISES PTY. LTD.

Suite 208, 661 George St, Sydney, 2000. Ph. (02) 212-4815, 211-3038.
MAIL ORDER: PO Box 188, Coogee, NSW. 2034.

To: EMONA ENTERPRISES Pty. Ltd.
PO Box 188, Coogee, NSW. 2034.

Please send me the IC Telephone Amplifier TA-301. Enclosed is

cheque money order or debit my Bankcard, for \$16 (incl. P&P).

Bankcard No. Expiry date

Name

Address

..... P/Code

Signature

COMMUNICATIONS



March launch for Phase III-A OSCAR

AMSAT Phase III-A is a high altitude, long lifetime satellite to be launched in March 1980 as a secondary payload aboard an Ariane mission.

The European Space Agency will provide the launch opportunity from a site in Kourou, near the coast of French Guiana. The satellite will be inserted into an initial (temporary) elliptical orbit with a projected inclination of 17 degrees, an apogee of 35 000 km and perigee of 200 km.

After a few weeks in this orbit when the spacecraft has stabilized and the onboard microcomputer has determined that the satellite is in the proper orientation to the sun, to the earth, and at the proper position in its orbit, a one-shot onboard perigee kick motor will fire (a solid propellant motor that will burn for one 20-second period).

This will lift the perigee to its projected final 1500 km altitude and raise the inclination to 57 degrees.

This orbit will have a period of approximately 660 minutes and a longitude increment of about 165 degrees west per orbit. Please note that these figures are only preliminary estimates; the final data cannot, of course,

be known until precise measurements are made after launch. These figures, however, are suitable for giving the potential satellite user a sense of what the orbit will be like.

This orbit will favour the Northern Hemisphere at first, as the apogee after the perigee kick motor firing will occur at about 26 degrees N latitude.

Over the course of the first two years, the latitude of the apogee will drift gradually northward to its highest point, 57 degrees N latitude. From this time on the apogee will drift southward until after another year or so it will occur over the equator. From this point on, the Southern Hemisphere will be favoured and the second of the AMSAT Phase III missions will have been launched, again initially favouring the Northern Hemisphere.

Throughout its lifetime, however, the AMSAT Phase III series satellites will be accessible throughout the world at some point during the day; those regions falling under the illumina-

tion at apogee will simply have greater access times.

AMSAT Phase III-A will carry a Mode B transponder. Its uplink will be in the 70 cm band and downlink in the 2 m band. The passband will accommodate SSB, CW, SSTV, RTTY, and whatever digital modes are approved for use through the satellite.

There will be several Special Service Channels that will deal exclusively with such areas as data exchange, education, scientific study, officially authorised traffic, and general interest/information bulletins from throughout the world.

A general beacon for routine telemetry and Codestore information, and an engineering beacon for more sophisticated management purposes will be at the very edges of the passband. To access the satellite, a user will need 1000 watts ERP on 70 cm — but high gain antennas to achieve this effective radiated power economically are feasible as near apogee (plus or minus three hours)

AMSAT Phase III-A will move very slowly and through a comparatively small arc; tracking will be a fairly simple task.

(From Steve Place WB1EVI, AMSAT Phase III-A Education Special Service Channel Coordinator).

Late news

Beacons for Phase III spacecraft have been established: General Beacon 145.810 MHz. Engineering Beacon 145.990 MHz.

AMSAT advises that the Phase III Flight Ready Spacecraft has to be at the launch facility by 3rd December, 1979, and launch is still scheduled for 5th March, 1980. Checkout of the Flight Computer is being accomplished and everything thus far looks like a goer.

The Flight Transponder is coming along well and should meet schedule requirements. As of now 4077 solar cells are in hand and 39 battery cells. Preliminary indications show we should have a very good positive power budget for the Phase III spacecraft.



New 2m all-mode transceiver

Icom have released their new 2m all-mode Amateur Radio transceiver, the IC251A, replacing the popular IC211.

The new transceiver is controlled by a microprocessor and features scan, dual VFO, all modes and continuous tuning facilities.

Icom boast that the IC251A is the lightest all-mode transceiver, mainly due to the use of a pulse power supply.

The IC251A tuning system uses a photo-chopper system,

as in the IC701 etc, which eliminates the need for variable capacitors and dial gear and therefore backlash.

Prices and additional details can be obtained from the Australian distributors, Vicom International Pty. Limited (phone Melbourne 699-6700, Sydney 436-2766) or their accredited dealers throughout Australia.

Clubs

The Southern Peninsula Amateur Radio Club (SPARC...!) meets at the Rosebud (Vic.) Primary School on the first and third Mondays of each month. They operate a net each Sunday on 28 350 kHz at 0000 Z. Club call signs are VK3BSP and VK3VKR.

Prospective members can contact the Secretary, SPARC, Bob Whitehead VK3NHA, at 7 Spensley St, Rosebud 3939.

The Shepparton and District Amateur Radio Club meets at the Mechanics Institute Hall, 225 Wyndham St, Shepparton (Vic) on the first Wednesday of each month at 7.30 pm (local time) sharp. They also hold informal meetings on the third Wednesday of each month at the same venue.


Further information is available from the Secretary, S & DARC, P.O. Box 692, Shepparton 3630.

In the Newcastle (NSW) area, the Jesmond and Districts Electronics and Communications Club has been organised for local residents interested in electronics and amateur radio. The club organises lectures and practical workshops and licensed members may use the Club's amateur station VK2BHZ.

Ten members, under the guidance of Mr Leo McKenzie, recently achieved very successful results in the Youth Radio Service external examinations, obtaining eight honours and two credits.

The Club provides test equipment and a good range of tools. A new work bench has greatly increased the practical working area.

Interested persons are invited to inspect the Club facilities on Saturday afternoons between 1 pm and 5 pm in the rear of the Regal Theatre at Moore St, Birmingham Gardens, Newcastle, NSW.



Solving the quad-builder's quandary

Sydney foundry, Ashpoint Pty Ltd, well-known in amateur circles for their "Bandit" universal cubical quad 'spider', have recently produced a set of 'standard' quad hubs for the enthusiast of these antennas.

Quads are renowned for their good gain and performance and are a popular antenna. These 'bandit' hubs from Ashpoint greatly simplify the usually mechanically tricky construction of quads.

As with the earlier spider hub, these latest hubs are made from "corrosion resistant" grade aluminium and are a single casting. 75 mm diameter wooden dowels or fibreglass blanks will fit into the grooved arms, held in place by ordinary hose clamps

— available from your local hardware store.

The hubs come in three sizes, to fit 40 mm, 45 mm or 50 mm diameter booms. Cost is \$16 each.

An article on construction techniques for quad antennas appeared in the August 1979 issue of ETI, page 33.

Hubs and further information are available from Mike Rychter, VK2NOW, at Ashpoint Pty Ltd, 43 Moxon Rd, Punchbowl NSW 2196.

ICOM power supply

Icom have released a new power supply for use with their high power IC551D 6 m transceiver and other matching transceivers.

The IC-PS20 is a fully regulated supply which eliminates the need for heavy power transformers as it employs a switch-mode technique.

The regulator switches at about 50 kHz. The output is rectified and filtered to produce

13.8 Vdc at a maximum load current of 20 amps. Short circuit protection is provided, as well as automatic shut off when the current exceeds 25 amps.

The unit weighs 4.2 kg (4 kg less than the earlier type), and is available with an optional fan for continuous operation on RTTY. Price of the IC-PS20 is \$230. See Vicom, 68 Eastern Rd, South Melbourne, Vic 3205, (03) 699-6700.

Japanese CB exports dropped 78% in 1979

Exports to the US of Japanese CB transceivers with final output greater than 100 mW totalled only 40 155 units, valued at US\$1 704 000, to the end of August last year.

This is a drop of 78% in quantity and 82% in value from the 182 212 units, US\$9 264 000 worth, for the previous financial year.

The boom has definitely bust.

Channel 0 Wagga heard in Vienna

Walter Ertelt, OE1WEB, has confirmed with the ABC Engineering Department, that he received Channel 0 Wagga at his location in Vienna on 25th October last year, some 16 000 km distant!

Between 0820 and 0835 GMT that day, Mr Ertelt received both vision and sound signals (on 46.25 and 51.75 MHz), vision signal only up to 0900 GMT. He made a recording of the sound signal on a cassette and sent a copy to the ABC in Sydney.

Estimated signal strength was 20 — 30 dB above one microvolt and the signal exhibited long fading periods of 20

seconds. His antenna was a vertical dipole.

The transmission was most likely received via extended Class 1 (afternoon-type) trans-equatorial propagation (TEP), brought about by the current high solar activity (See ETI, June 1973, p. 88).

ETI received a copy of Mr Ertelt's letter from D.R. MacKay, VK2ZMZ, from the ABC Federal Engineering Department.

Scanner listener acquitted

In the Melbourne Magistrates' Court on 2 May 1979, Mr Walker, S.M., dismissed two charges against a Melbourne man brought under the Wireless Telegraphy Act.

The charges related to the use by the defendant of a Bearcat 210 scanning receiver. It was alleged by the informant, an officer of the Postal and Telecommunications Department, that the receiver was used in contravention of the Wireless Telegraphy Act. The Bearcat 210 receiver covers the frequency bands 32-50 MHz, 146-148 MHz, 148-174 MHz, 450-470 MHz, 470-512 MHz and 416-450 MHz.

Evidence was given that the defendant had admitted to receiving amateur, CB, marine and police transmissions. Evidence was also given that the receiver was capable of receiving the Wireless Institute's Sunday morning broadcast. The defendant gave evidence that it was his belief that he did not

require a special licence to use the receiver.

In dismissing the charges, Mr Walker stated that he accepted the submission of Counsel for the defendant that the Bearcat 210 receiver was a receiver capable of receiving broadcasting programmes and by virtue of Section 130 (2) of the Broadcasting and Television Act a licence was not required for this receiver under the Wireless Telegraphy Act. The Magistrate also found that, in any event, the defendant had an honest and reasonable belief that the receiver in question was capable of receiving broadcast programmes, ruling in effect that he would have dismissed the charges on this ground alone. (Item courtesy 'Amateur Radio').

MAKE ONE OF THESE EASILY ASSEMBLED KITS FROM DENMARK.

JostyKits... Denmark's finest, offer the kind of innovative design inside and outside that you'd expect from Scandinavia. Created by qualified electronic engineers, they feature solid-state space age technology advanced enough for the most

demanding kit builder. Each comes with a comprehensive instruction booklet. Whether you're a novice or experienced builder — JostyKits will give you hours of satisfaction in construction and performance!

Audio

AF300 AUDIO AMPLIFIER

A real work-horse, this universal power amp has a wide range of applications such as car radio, record players and small receivers.

Due to its well designed electronic circuit, the AF300 can be used over wide voltage ranges without deterioration of the specification parameters.

Kit AF300 — \$25.00

AF340 40 WATT AUDIO AMPLIFIER MODULE

High quality 20-20,000 Hz, 37w

RMS with low distortion.

Kit AG340 — \$35.00

FM Tuners

HF325-2 QUALITY FM TUNER MODULE

The HF325 is a complete high quality FM tuner of professional standing. The tuner unit is ready-made and pretrimmed, making it child's play to assemble. Tuning range 88-108 MHz, operating voltage 12-55 ac. Kit HF325 — \$79.00

Stereo decoder HF 310

HF310 FM RECEIVER

The HF310 is a very reasonable priced HF FM tuner. Fully trimmed, the sensitivity according to IHF standards is better than 10uV. Features 60 dB S/N ratio and low harmonic distortion.

Kit HF310 — \$49.00

HF330 STEREO DECODER

Gives 40-45 dB channel separation, just add to a good quality FM receiver. Kit HF330 — \$24.00

Pre-amps (RF)

HF395 RF PREAMPLIFIER

Gain 30dB to 20 MHz, 10 dB to 100 MHz and 5 dB to 226 MHz. Ideal to boost reception on short-wave receivers. Kit HF 395 — \$6.00

HF385 VHF/UHF ANTENNA PREAMP

Superb quality with two aerial inputs and one down lead which simultaneously supplies current from the power supply. Frequency range 40-250 MHz and 400-820 MHz. Gain 9-18 dB, depending on frequency. Kit 385 — \$30.00. Box B850 — \$6.00.

Receiver Converter

HF305 VHF CONVERTER

Converts FM 105-148 MHz to 105 MHz

Kit HF305 — \$28.00

Box B3405 attractive chassis kit — \$24.00

AM Receiver

HF61 MEDIUM WAVE RECEIVER 540-1600 KHz receiver complete with ferrite coil antenna. Kit HF61 — \$9.00

Power Supplies

NT415 LAB POWER SUPPLY 0-30V 1 amp well-regulated supply for professional use. Complete with box and transformer. Kit NT415 — \$128.00

NT300 LABORATORY POWER SUPPLY 2-30V High quality supply, regulated 2-30V dc at 2 amps with overload protection. Complete with box and transformer. Kit NT300 — \$110.00

Quick assembly kits

JK01	GENERAL PURPOSE AMP 0.5w	\$18.00
JK02	MICROPHONE AMPLIFIER	\$18.00
JK03	SINE WAVE GENERATOR 20-20,000 Hz	\$30.00
JK04	FM TUNER 88-108 MHz	\$30.00
JK05	27 MHz RECEIVER	\$33.00
JK06	27 MHz TRANSMITTER	\$29.00
JK07	DUAL TONE DECODER FOR R/C MODELS	\$43.00
JK08	330Vac LIGHT OPERATED RELAY	\$19.00
JK09	SIREN KIT inc SPEAKER	\$19.00
JK10	PHOTOGRAPHIC TIMER 240 Vac	\$23.00
JK101	CAR BURGLAR ALARM KIT	\$55.00

New Kits

AT347	Electronic Roulette	\$54.00
AT350	2 amp triac light controller	\$12.00
AT357	Touch-control light dimmer	\$33.00
AT356	6 amp AC regulator	\$27.00
MI-360	Multivibrator, sq. wave to 10MHz	\$6.00
SY-310	15w stereo amplifier kit	\$230.00
SY-340	37W stereo amplifier kit	\$289.00



Light Shows

AT465 LIGHT SHOW

Turn your music into light. Simply connect this 3 channel light show to the audio terminals of your amplifier and this quality kit does the rest for you!

Kit AT465 — \$64.00

Attractive box and knobs B6065 — \$25.00

AT468 4 CHANNEL LIGHT SHOW

This superb kit drives 4 lights (400w per channel) from the audio amplifier output. Kit AT468 — \$75.00. Attractive box and knobs B3265 — \$48.00

AT365 LIGHT SHOW

This quality kit uses microphone input instead of connection to the audio output. 1599w max.

Kit AT365 — \$69.00

Box and knobs B3265 — \$48.00

FM Transmitter

HF65 FM TRANSMITTER 60-148 MHz

Will run 5w output with heat sink. Ideal for signal testing of for a miniature transmitter which could be received on a standard FM receiver. Kit HF65 — \$9.00.

VICOM

Mail Orders: Direct to VICOM, 68 Eastern Rd., Stn. Melbourne, Vic. 3205. Enclose \$1 extra for handling and postage costs.

JostyKits are available now from:

Sydney: Custom Communications, 6 Orchardleigh St. Yennora. Ph 631-3544.

Radio Despatch Service
869 George St
Sydney Ph. 211 0816

Vicom International Pty Limited
339 Pacific Hwy.,
Crows Nest
(02) 436 2766

Adelaide: Hamtronics,
Goodwood Rd, Kingspark,
Ph. 272-8417. Port Adelaide

International Communica-
tions Systems, 75-77 Dale St.,
Port Adelaide. Ph 47-3688.

Melbourne: Eastern Com-
munications, 898 Riversdale Rd
Camberwell. Ph 836 8635.

Tasman Electronics,
12 Victoria St. Coburg.
Ph 354 5062.

J.H. Magraths & Co. P/L.
.208 Little Lonsdale St.
Ph 663 3736.

Brisbane: Delsound,
1 Wickham Tce.
Ph. 229 6155.
Launceston: Advanced
Electronics, 5A Quadrant,
Ph. 31 7075, Tasmanian
Hi-Fi Company, 87A Brisbane
St. Ph. 31 5815.

Sydney 681 3544
Adelaide 43 7981
Gold Coast 32 2644
Melbourne 836 8635
Perth 321 3047
Geelong 78 9660
Rockhampton 28 2843
Wagga 21 2125

Hobart 43 6337
Cairns 54 1035
Launceston 44 3882
Brisbane 38 4480
Wellington (NZ) 28 7946

DX on the air — keep in touch with the latest tips

One of the best ways of keeping in tune with the latest happenings on the shortwave broadcasting bands is to listen in regularly to some of the DX programmes run by international broadcast stations.



These programmes are usually aired by major broadcasters with generally one edition every week, often with repeats at later times so that DXers around the world can listen into the programme at a convenient time, this usually being early morning or during evening hours.

The better programmes for DXers are usually run by radio station personnel with some knowledge of DXing, featuring loggings of new frequencies, new stations, plus technical tips and reviews of latest shortwave equipment.

Here are details of how you can hear some of the better DX programmes currently on the air.

Our own Radio Australia has a programme, called "Club Forum", which is heard on Saturdays at 2040, with repeats at 0240, 0840 and 1440. The programme presents news of latest DX loggings provided by the Australian Radio DX Club, as well as DX club news from around the world, and answers to DXers' letters. The host of

Club Forum is Warren Moulton, and you can hear the programme at 2040 on 9580, 11 725, or 11 855. The 0240 edition is broadcast on 15 160, 15 240, 17 795, 17 870, 17 890, 21 680 and on 21 740. The early evening 0840 programme is heard currently on 6045, 9570, 9670, 11 740, 21 570 and 21 680.

A special feature of the BBC's programme "World Radio Club" is the weekly news from the BBC's own Monitoring Service, reporting on frequency changes, new transmitters and schedule re-arrangements for stations world wide. World Radio Club is broadcast in a new edition each week. Best times for Australian reception of World Radio Club are Sundays

at 0745 and 2100, and on Mondays at 1115 each week. Current frequencies for the 0745 programme are 21 710, 15 070, 11 955 and 9640. Try 11 955 for best reception. On Sunday at 2100, try hearing World Radio Club on 11 750, 15 070 or 21 710.

The Monday evening edition at 1115 can currently be heard on 25 650, 21 550, 11 750 and 9740, with 25 650 and 11 750 currently giving best signals.

Also worth a listen is Radio Sweden's "Sweden Calling DXers" which features latest DX tips provided by listeners to Radio Sweden around the world. The programme is a good source of DX news, with a fast moving format without superfluous chatter which tends to plague some other DX sessions.

Sweden Calling DXers is heard every Tuesday evening at 1115 on 21 690. Good news is that Radio Sweden has recently extended the programme 12

minutes. Radio Sweden will also provide DXers with printed copies of the scripts of Sweden Calling DXers free upon request to the station at S-105 10 Stockholm.

Radio Nederland has a programme called "DX Juke Box" which is heard during the Australia and New Zealand service from 0730-0825 on 9770 and 9715, and 0830-0925 on 9715. DX Juke Box is currently heard during the Thursday programme, usually 20 minutes after the start of transmission. The programme includes regular reports from experienced DXers around the world.

A complete list of current DX programmes is contained in the 1980 edition of the World Radio and TV Handbook which should be out around the beginning of February. Should you order your copy from the Australian Radio DX Club, then you will be assured of receiving the 1980 edition just as soon as it has been published in Denmark.

Better signals from Swaziland

A move from the 90 metre to the 60 metre band by Swazi Music Radio has meant better reception of this commercial station here in Australia.

The station broadcasts a mostly pop music format on the new outlet of 4980, replacing 3223, and is audible prior to 2100 in our early mornings. Programmes are mostly in English, and there are occasional religious features.

NOTE! All times are given in Greenwich Mean Time (GMT). To convert GMT to Australian Eastern Standard Time, add 10 hours. To convert to Central Time, add 9 hours, and for Western Time, add 8 hours. All frequencies are in kHz.

Compiled by Peter Bunn, on behalf of the Australian Radio DX Club (ARDXC). Further information on DXing or the activities of ARDXC may be obtained from either PO Box 67, Highett, VIC 3190, or from PO Box 79 Narra-been, NSW 2101, for a 30c stamp.

Belgium in two varieties

Radio in Belgium is organised into two separate networks, BRT which is the Dutch language network, and RTB which is for the French community. This dual organisation is also reflected in Belgium's shortwave service.

BRT is responsible for producing the English language overseas service, and until March next year the English programme 0015-0100 is scheduled to be broadcast on 9685 and 6080. For night-owls, there is also an English segment 1705-1750 on 17 740 and 6010. Both English segments carry the DX programme every second and fourth Sunday, at 0045 and 1735.

The French network, RTB, broadcasts Monday to Saturday 0500-0815, and 1030-1330 on 21 460 and 15 210; also between 1500 and 1645 on 21 460 and 5965, with the final segment from 1700 until sign-off at

2130 aired on 15 210 and 21 460. RTB transmitters are located at Wavre and consist of one transmitter of 250 kilowatts (operating on 21 460) and a unit of 100 kilowatts.

Meanwhile, BRT has recently altered its verification policy to coincide with the introduction of Listeners Club by the station. Only members of the Club will be able to receive QSL cards for reception reports, and other items such as pennants will be reserved for Club members. Listeners Club members must submit regular reception reports to maintain Club membership. More details are available from BRT at PO Box 26, B-1000 Brussels.

Changes at Radio Mozambique

Mozambique recently re-organised services on shortwave emanating from the capital city of Maputo (formerly Lourenco Marques).

There is now a National station serving all the country, broadcast 0255-2210 on 9618 and 7240, on 11 820 0500-2210, on 3210 0255-0505 and 1645-2210, and on 4865 0255-0545 and 1545-2210. Best reception is currently on 9618 after 1500, on 3210 up until 2100, and on 4865 until sign-off 2210.

There is a second network

from Maputo, serving the two southern provinces, which is currently heard in Australia on 3338 prior to 2100, and on 4855 1600-1730.

Maputo radio also broadcasts the programme of the Patriotic Front, known as "The Voice of Zimbabwe" 1800-1830 in English on 3265 and 4855. Best reception for listeners in Zimbabwe-Rhodesia is presently noted on 4855.



Radio Japan

SINES : SPECIAL VERIFICATION



Radio Japan continues relay experiments

Radio Japan is continuing with experimental relay transmissions to the Middle East and Europe via Radio Trans-Europe at Sines (Portugal) during transmission period D-1979 which concludes in March this year.

The Sines relay transmissions are in English and Japanese every day from 2200 until 2230 on 11 735, and between 0700 and 0730 on 15 130.

The transmissions are beamed via a satellite from Tokyo to Sines, and then re-broadcast. This results in about a half-second delay in the Sines

programming, as compared to the regular Tokyo frequencies. The 2200 service is beamed from Tokyo on 17 755, 15 195 and 9585. The 0700 programming is broadcast from Tokyo on 17 880, 17 795 and 15 270. The Sines relay frequency of 15 130 suffers bad interference from Radio station Pacific Ocean which has studios in Vladivostok.

Strong voice for Equatorial Guinea

Equatorial Guinea has recently pressed a new 50 kilowatt shortwave transmitter into service, making for much improved reception of this African country here in Australia.

Test transmissions were at first carried out on 11 715, but have since switched to the 60 metre tropical band outlet of 5005. The new transmitter is located at the town of Bata in Rio Muni, the mainland enclave which, along with the island of Fernando Poo, constitute Equatorial Guinea.

Transmissions are in Spanish and a local language, and identify as "Radio Ecuatorial, La Voz de Rio Muni" as monitored on 5005 between 2030 and sign-off at 2130.

DXers meet in Melbourne

The national Convention of the Australian Radio DX club will be held in Melbourne over Easter, April 4 to 6. Members from throughout Australia will be attending. All DXers will be welcome and a registration form for the Convention is now available from the ARDXC.

PEPKEL PTY. LTD. TRADING AS

WILLIS ELECTRONICS

ELECTRONIC PARTS AND EQUIPMENT



993 HAY STREET, PERTH, W.A. 6000
TELEPHONES: 321 7609, 321 3047

ALL MAIL TO
P.O. BOX 7024, CLOISTERS SQUARE,
PERTH, W.A. 6000

AUTHORISED
DEALER

VICOM



DAIWA

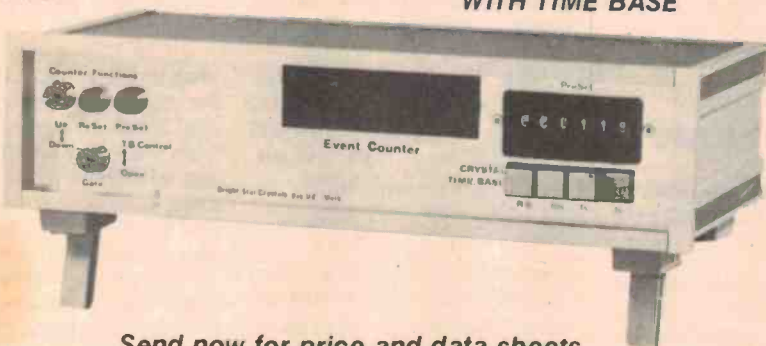
hy-gain.

NOW OPEN



MICROPROCESSOR CONTROLLED EVENT COUNTER

WITH TIME BASE



Send now for price and data sheets

Bright Star Crystals

Pty.
Ltd.

PO Box 42, Springvale.
Ph (03) 546-5076 Telex AA36004.

Manufacturers of
PIEZO ELECTRIC CRYSTALS
Contractors to Federal and
State Government Departments

Representatives:

NSW: J.E. Waters, 11 Salisbury St, Botany 2019. Ph 666-8144. SA: Rogers Electronics, 65 Magill Rd, Stepney 5069. Ph (08) 42-6666. QLD: Fred Hoe & Son P/L, 246 Evans Rd, Salisbury North, Brisbane. Ph 277-4311. WA: Westest Electronics, 71 Jean St, Hamilton Hill, 6161 (mail only). Ph (09) 337-6393. TAS: Dillmond Instruments, PO Box 219, Bellerive, Hobart, Ph (479) 47-9077.

Send SAE for new catalogue or quote for your requirements.

SENSAR MARINE TV ANTENNAS

IDEAL FOR HOMES, CAMPER TRAILERS, MOBILE HOMES AND BOATS — PROVIDES VHF/UHF/FM-AM RECEPTION.

The streamlined design makes it aesthetically appealing and compatible with the sleek design of cruisers, houseboats, and yachts. The rugged construction, super strong anodized elements and weather tight Cyclocac housing makes it durable in all kinds of weather. Reception is excellent . . . up to 40 miles over land . . . much, much farther over water. Unique bi-directional characteristics of Sensar antennas provide excellent reception in areas where stations are in different directions . . . eliminates the need for an antenna rotor in most locations. Includes antenna with built-in solid-state preamplifier and anodized aluminium elements, SBP-20 12-volt battery adapter, MSJ-5 band separator with TV set cord, 15 foot 75 ohm coaxial cable with connectors attached, hose clamps, spacer brackets, stainless steel nuts, lock washers and U bolts.

• Please include postage with all orders. Trade enquiries welcome.

RV AM-FM TAKEOFF

RV-AF2 is designed to provide AM/FM radio signals from a Sensar TV antenna. The RV-AF2 may be attached anywhere in the download cable and will not interfere with regular TV reception. AM/FM radio signals are available at a standard female "Motorola" jack on the take-off.



ELECTROCRAFT MANUFACTURING PTY. LTD.

68 Whiting Street, Artarmon, NSW. 2064. Tel: 438-3266.
We are specialists — 30 years in the antenna business.
Hours: Mon-Fri 8am to 5pm. Sat 9am to 12 noon.

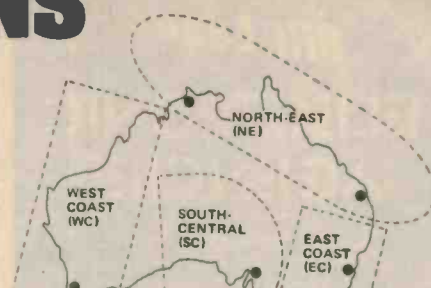
PREDICTIONS

FEBRUARY 1980

Covering 3 to 40 MHz, these predictions show the times radio contact is possible between the areas designated beneath each graph, as well as the possible 'mode' and reliability. Vertical columns indicate time — commencing at 0000 UT on the left, to 2300 UT at right. For reliable predictions follow the times and frequencies indicated by the F character.

Complete information on using these predictions can be obtained by sending a stamped, self-addressed envelope to:-

ETI — Predictions
3rd floor 15 Boundary St
RUSHCUTTERS BAY NSW 2011.



These GRAFEX style computer generated predictions are provided courtesy of the Australian Ionospheric Prediction Service.

KEY TO SYMBOLS

- A blank area means no normal propagation is possible.
- % path open 50 - 90% of days in month.
- F path open at least 90% of days in month.
- B propagation possible via E and F layers over 90% of days. Overrides 'F'.
- M propagation possible by both 1st and 2nd F-layer modes. Expect strong fading.
- S propagation possible by 2nd mode (also 3rd and mixed E and F modes). Expect strong fading, weak signals.
- A High absorption indicated. Expect weak signals.

40	IIIIIIIIII
39	IIIIIIIIII
38	IIIIIIIIII
37	IIIIIIIIII
36	IIIIIIIIII
35	IIIIIIIIII
34	IIIIIIIIII
33	IIIIIIIIII
32	IIIIIIIIII
31	IIIIIIIIII
30	IIIIIIIIII
29	IIIIIIIIII
28	IIIIIIIIII
27	IIIIIIIIII
26	IIIIIIIIII
25	IIIIIIIIII
24	IIIIIIIIII
23	IIIIIIIIII
22	IIIIIIIIII
21	IIIIIIIIII
20	IIIIIIIIII
19	IIIIIIIIII
18	IIIIIIIIII
17	IIIIIIIIII
16	IIIIIIIIII
15	IIIIIIIIII
14	IIIIIIIIII
13	IIIIIIIIII
12	IIIIIIIIII
11	IIIIIIIIII
10	IIIIIIIIII
9	IIIIIIIIII
8	IIIIIIIIII
7	IIIIIIIIII
6	IIIIIIIIII
5	IIIIIIIIII
4	IIIIIIIIII
3	IIIIIIIIII

East Coast to Japan (Also serves N.E. and S.C.)

East Coast to South Pacific

East Coast to North America (Also serves N.E. and S.C.)

East Coast to South America (Also serves S.C.)

East Coast to North Africa (Also serves S.C.)

East Coast to South Africa (Also serves S.C.)

40
39
38
37
36
35
34
33
32
31
30
29
28
27
26
25
24
23
22
21
20
19
18
17
16
15
14
13
12
11
10
9
8
7
6
5
4
3

East Coast to Europe (Short Path)

E.C. and S.C. to Europe (Long Path)

East Coast and S.C. to Persia

North East to South Pacific (Also serves S.E.)

North East to North Africa

North East to South Africa

40
39
38
37
36
35
34
33
32
31
30
29
28
27
26
25
24
23
22
21
20
19
18
17
16
15
14
13
12
11
10
9
8
7
6
5
4
3

North East to Europe (Short Path)

S. Central & W.C. to Europe (Short Path)


West Coast to North America

West Coast to Japan

West Coast to North Africa

West Coast to South Africa

Are you into
Quads yet?



BANDIT UNIVERSAL QUAD HUBS

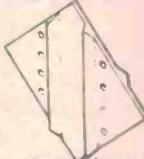
BANDIT 50 2" dia Boom
45 1 3/4"
40 1 1/2"



\$16 ea.

new model

Boom-Mast Plate



\$5.50



\$16

BANDIT SPYDER
for 2" BOOMS & MASTS

Send a stamped, self addressed
envelope for a free data sheet to:

ASHPOINT PTY. LIMITED

43 Moxon Road,
Punchbowl, N.S.W. 2196.

Mike Rychter (VK2NOW)

Bill Edge's

ELECTRONIC AGENCIES

115-117 PARRAMATTA ROAD
CONCORD, 2137. Tel: 747-6472
(Corner Parramatta Rd & Lloyd George Ave.)

TRADING HOURS:
9am — 5.30pm Mon to Fri.
9am — Noon Sat. 10am — 2pm Sun.

Some DICK SMITH products
available at Dick Smith prices.

VERY LARGE SUPPLY OF KITS

- "THE MINICOLOR" (see ad. EA Sept '79).....\$49.90
- MASTHEAD AMPLIFIER for TV & FM
(see ad. EA Sept '79).....\$28.50
- SOUND TRIGGERED PHOTOFLASH
(see ad. EA Nov '79).....\$17.44
- HIGH PERFORMANCE MODEL TRAIN CONTROLLER
(see ad. EA Sept '79).....\$45.35
- SOUND EFFECTS FOR MODEL TRAINS
(see ad. EA Sept '79).....\$35.73
- ANTENNA TUNING UNIT (see ad. EA Sept '79).....\$28.95
- INDUCTION BALANCE METAL DETECTOR
(see ad. EA Nov '79).....\$32.50
- SQUARE WAVE OSCILLATOR (see ad. EA Sept '79) ..\$7.90
- WINDSCREEN WIPER DELAY
(see EA Sept '79)..... ONLY \$16.00
- IMPEDANCE BRIDGE (see ad. EA Sept '79).....\$35.94
- COMPLETE ETI 4000 AMPLIFIER KIT
(see May, June, July ETI '79 and ad. ETI Nov '79)
with wooden sided case.....\$179.00
with metal rack mount case.....\$189.00
with "C" core transformer.....\$10.00 extra
- ETI 471 HIGH PERFORMANCE STEREO PRE-AMP
CONTROL UNIT (see ETI June '79 and
ad. ETI Nov '79).....\$45.90
- ETI 470 60 WATT LOW DISTORTION
AMPLIFIER MODULE (see ETI May '79 and
ad. ETI Nov '79).....\$29.90
- ETI 472 POWER SUPPLY KIT
(see ETI July '79 and ad. ETI Nov '79)
with standard transformer.....\$42.90
with "C" core transformer.....\$52.90
- CAPACITOR DISCHARGE IGNITION (EA design).....\$32.50
- A SIMPLE INTERCOM (see ETI Dec '79) complete kit
less boxes and wire..... ONLY \$16.00
- CAR ALARM KIT (see Dick Smith Catalogue K3250) \$11.50
- DRILL SPEED CONTROL (see Dick Smith Cat K3080) \$13.50
- 13.8V/4 AMP PEAK POWER SUPPLY
(see Dick Smith Cat K3448).....\$28.50
- 13.8V/8 AMP PEAK POWER SUPPLY
(see Dick Smith Cat K3449).....\$32.00
- RLC BRIDGE (see EA March '78).....\$34.50
- SINE AND SQUARE WAVE OSCILLATOR
(see EA June '78).....\$32.00
- TRANSISTOR TESTER (see EA July '78).....\$19.75
- 7 DIGIT FREQUENCY METER (see EA Aug '78)
40 MHz.....\$99.50
200 MHz.....\$112.00
- RADAR INTRUDER ALARM (see EA July '77).....\$69.00
- LCD 3 1/2 DIGIT PANEL METER
(see Dick Smith Cat K3450).....\$39.50
- LED LEVEL METER (see EA June '78).....\$13.50
- HIGH POWER STROBE (similar to ETI Sept '79).....\$29.50
- MUSICOLOR MK 111 COLOUR ORGAN
(see Dick Smith Cat K3140).....\$65.00
Short Form.....\$34.50
- STEREO BOOSTER AMP
(see Dick Smith Cat K3493).....\$29.50
- MINI ORGAN (see Dick Smith Cat K3430).....\$26.50
- 2-INPUT GUITAR PREAMP
(see Dick Smith Cat K3030).....\$13.50
- 6 DIGIT 12V CLOCK (see Dick Smith Cat K3495).....\$19.75
- PLAYMASTER FOURTY FOURTY OE-LUXE AMPLIFIER
(see Dick Smith Cat K3411).....\$129.50
- PLAYMASTER TWIN 25
(see Dick Smith Cat K3410).....\$105.00
- SPEAKER PROTECTOR (see Dick Smith Cat K3425) \$13.50

Mail Order: \$1.00 plus 5 percent of order value up
to \$80.00 thence a flat \$4.00. Heavy Items sent
"freight on" through carrier.

Refuse to compromise.

KEF engineers never do. Every aspect of KEF drive unit technology reflects their no-compromise approach... to materials, specification, quality standards. In the vital diaphragm for example, advanced constructions in laminated plastics or combinations of metal and plastics, replace conventional materials. They give more consistent performance, and absorb the unwanted energy that otherwise would be heard as colouration of the original sound. KEF pioneered this concept... put it to work by making every vital drive unit component themselves, under close control. Testing at every stage... giving every completed unit a comparative listening test to search out the slightest inconsistency.

Drive unit performance is vital to your whole system. No place for compromise. When you choose KEF, you know your units come critically tested and five-year guaranteed. But more, you know that leading manufacturers confirm your choice by using KEF drivers in their own quality systems.

KEF B139

Superb 30 x 21cm
bass driver, with
solid flat diaphragm
of unique
construction, acting
as a perfect rigid
piston, to give clean,
distortion-free bass
over the frequency
range 20-1,000Hz.
The KEF range also
includes mid range
and high frequency
units, with dividing
networks designed
to link them into
compatible systems.



the no-compromise approach
to uncoloured sound

For further details write to
Audioson International Pty. Ltd.
64 Winbourne Road, Brookvale,
N.S.W. 2100.
Phone: 938 1186

A SPECTACULAR SPORTS PRESENTATION

AUSTRALIAN

'SPORTS 80

148 pages about our
top sportsmen and
women

The sports
magazine
for everyone

Premier issue **DECEMBER**



MINI-MART

● ● ● ● ● ● ● ● ● Where you can advertise FOR SALE/WANTED/SWAP/JOIN ● ● ● ● ● ● ● ● ●

WE'LL PUBLISH up to 24 words (maximum) totally free of charge for you, or your club or association. Copy must be with us by the 1st of the month preceding the month of issue. Please, please write or preferably type your adverts clearly — otherwise it may not turn out as you intended! If we can't understand it, relatively few readers will (no insult intended). Every effort will be made to publish all adverts received — however, no responsibility for so doing is accepted or implied.

Conditions

Name and address plus phone number (if required) must be included within the 24 words allowed. Reasonable abbreviations, such as 25 Wrms or 240 Vac, count as one word. **Private adverts only** will be accepted. Please let us know if you find a commercial enterprise using this service. Adverts must relate to electronics, audio, communications, computing etc — general adverts cannot be accepted.

Send your ad to:-

ETI Mini-Mart,
Modern Magazines
15 Boundary St
RUSHCUTTERS BAY NSW 2011

AUDIO

MELBOURNE Hi-Fi Friends the Recording Society of Australia meets monthly for demonstrations, lectures and live-recordings, etc. Please ring for syllabus and info (03) 459.1717 or write to Don Patrick, 36 Argyle Street, Macleod, Vic 3085.

WANTED: Linn Sondek SP12 turntable without arm. J Coulson, "Rostella", Dilston, Tas 7252, phone (003) 28.1237. Wanted by Xmas.

SELL: Nordmende Super 8 Colour Telecine in first class condition. Ideal for making video tapes from Super 8 films. \$1000. Phone (02) 84.6764 AH.

PRO 9TL transmission line monitor speakers - KEF B139, Peerless K040 MR, Son Audax Tweeter; for amps 50W RMS; 39" x 12" x 18" - \$1200. R Salter, 33 Belvedere Way, Lynwood, WA, 350.7254 or 364.5573.

STANTON 681EEE mounted in Denon head-shell. Almost unused \$95 (my wife can't stand it). John Yelland, 16 Main Street, Lockleys, SA 5032.

FOR sale ETI 427 Equalizer, no cover, \$85. ETI 424 Reverb Unit \$30. Phone (02) 449.4186 after 4 p.m.

DYNAVECTOR 3000 gold valve preamplifier. As new, personal property of importer. Retail price was \$4998, will sell \$2250. 12 month warranty. Derek Pugh (02) 938.3700.

SELL hi-fi system, recently purchased. Comprising TEAC amp and spkrs, 50W RMS, with AR120 turntable. \$800. Contact K Dahya, 15 Galston Road, Montrose, Tas 7010.

FOR sale four Plessey C12P loudspeakers, 30 W RMS 8-16 ohm impedance. 30 cm diameter, brand new, must sell. Ring (02) 869.8893 after 6 p.m.

FOR sale SME Tonearm 3009 Series 2 (improved) with Sure V15/111 cartridge and spare stylus \$100. (02) 498.2952.

AMW studio monitor speakers SM4100. Almost new. Won in competition \$750. New price \$995. Peter Coombe, 4A Urrbrae Ave, Myrtle Bank, SA 5064. (08) 278.1489.

EMI BTR/2 professional studio recorder 7.5/15 ft \$500; Ferrograph Series 4 1/2 track 3.75/7.5 IPS \$150; Akai 707 3.75/7.5 IPS \$120. All good conditlon with manuals. Cec Ryan, Brisbane. Phone 44.4641.

SELL: 4 ETI 450 Audio Delay boards (\$18 each) + associated Mixer (\$6); All PC; use for Reverb, Tremolo, etc. Refer ETI Dec 77; phone David (07) 370.7808.

COMPUTING

VIDEO terminal for sale ETI 632 built in cassette interface, plus recorder. Professionally made top class unit \$200. Ring (02) 521.7169.

TVT II two pages 16 lines x 32 char. RS232 loop full cursor control 110 to 1200 Baud Popular Amer Design \$275 ONO. Phone Bill (02) 49.1777.

COMPUTER controlled mass storage cassette unit with read/write electronics 1/2 Meg byte on C60 at 24,000 Baud. \$175. Phone Mike (03) 541.2529 BH or (03) 543.3570 AH. Wanted Printer.

TANDY TRS 80 Micro Level 1 BASIC. Two months old never used plus pre-programmed material including personal finance selling complete \$745 ONO (07) 263.6223.

PROGRAM exchange for TRS 80. Write Robert Gareb, 17/37-39 O'Donnell Street, Bondi 2026 or phone (02) 30.8261.

SIGNETICS KT9500 (2650) with RSMB, 16k RAM, PSU, manuals and software. All working \$400. Colin Rieger, 24 Second Ave, Sefton Park SA 5083.

TRS 80 owners - RS232 serial interfaces to drive your printer without the expansion interface — includes software to use LLIST and LPRINT — no modification to your computer, just plugs in \$65. For more info write C/- PO Box 122, Bondi Beach 2026.

SELL: Casio fx-202P pocket scientific-programable calculator, 11 memories, constant program memory. Complete with instructions and programs \$75. Phone (02) 451.3737 ask for Andrew.

SELL: Cromemco Z-2D — 48k RAM, 2 mini-drives, VDU: software includes — 16k BASIC, FORTRAN, RATFOR, COBOL, ASSEMBLER and CP/M operating-system. \$4600 ONO. G Wieland, 3 Brake Ave, North Rockhampton, Qld 4701. (079) 28.1293.

PAPER tape readers and punches from \$25 also paper tape. Tel AH (02) 70.1481. T Ledger, 17 Melanie St, Bankstown NSW 2200.

TI 59, 2 modules, \$240: PC100A printer \$210: separate or as unit \$440 ONO. C Gibbings, 68 Wood St, Dalby 4405. AH (074) 62.2630.

SELL: EA 2650 full I/O provision for 7k RAM unfinished; EA VDU KBD P/S case unfinished \$500 ONO. Phone Greg (02) 630.1013.

PRINTERS: Reconditioned. 2 upper/lower case, 150 Baud, RS 232, \$350 each. 1 upper case, 110 Baud, 20 MA, \$250. Stand \$20. Interface, software suit TRS 80 \$50. Phone (02) 88.4453.

EA VDU \$50. EA 2650 4k \$30. 78 UT 4 less 5740 \$10. 8 x 2k Ramsticks \$30 each. RSMB \$15. SEC1 cassette interface \$10 or \$300 the lot. Sydney 44.5652.

SELL: Heathkit ET 3400 Trainer and EE 3401 course on programming and interfacing M6800 CPU. Cost \$470. Sell \$400. 6 months old. D Morton, 26 Myrtle St, Murwillumbah, NSW 2484. Phone (066) 72.3335.

APPLESOFT BASIC II in ROM board. Plus manual. \$100. (042) 84.3884 after 6 p.m. Dave Henderson, VK2YKQ QTHR.

SELL Miniscamp microcomputer with programs and accessories. Full working order \$75.00. Eastwood St, Chandler, Brisbane, Qld 4155. Phone 390.1520.

WANTED; Small cheap computer - consider any computer. VDU and keyboard not needed. Ray Evans, PO Box 36, Iluka 2460. Phone (066) 46.6173 or C/- (02) 669.6475.

USED computer tapes magnetic 2000' x 1/2" on plastic reels \$2 each ONO. Ray Evans, PO Box 36, Iluka 2460. Phone (066) 46.6173 or C/- (02) 669.6475.

CHEAP printer suitable for TRS 80. \$60 includes documentation on interfacing and complete program listing. Ex-PMG, uses standard 8" fanfold paper. R Stein (02) 709.4217 AH or WE.

NS Data Books regulator memory CMOS TTL linear transducer 1974-1976 excellent condition \$15 complete. Phone Lyle AH (08) 353.1278 Adelaide.

S100 edge connectors, gold-plated, solder-tail, \$4.25 ea. Wire-wrap IC sockets, gold. 14 pin - 50 cents, 16 pin - 60 cents. All new. Graham, AH (03) 89.6918.

FOR sale: SYM1 computer. See ETI Nov 78. Unused, still in original packing. Manual included. Must sell \$300 ONO. Al Allerton, RADS RAAF, Laverton, Vic 3027.

FOR sale: Micro-computer ICs. New. 6800 \$9; 6820 \$5.25; 6821 \$6.25; 6852 \$5.25. 8080A \$8.50; 8255 \$7.75; 4 MHz crystals \$4.25; 6875 \$10.75. Graham AH (03) 89.6918.

SELL MEK 6800 D2 with power supply, card-cage full RAM and buffer. No bugs full documentation. \$300 ONO (02) 498.2952.

OSI superboard or C1 owners. Anyone interested in forming a club/users group contact Geoff Cohen, PO Box 73, Lyneham, ACT 2602. Phone (062) 49.3493 (work) or 54.7608 (home).

KT 9500, DG 640 VDU, 10A supply, mother-board, RAMstick, keyboard, etc., attractive F/glass case. Ready for wiring. Cost \$526, sell \$290. Phone AH (02) 626.9458.

T1 57 calculator programs for sale: one armed bandit, scissors rock paper, clock, nim, mod-hi-lo. \$2 each. \$4 the lot. Write to S Opat, 4 Moorakynne Ave, Malvern, Vic 3144.

TRS 80 Lev II owner would like to correspond with others. Swap programs and ideas on uses, publications, modifications, etc. R Rider, 36 Osburn Drive, MacGregor, ACT 2615.

TRS 80 or Exldy 16k memory expansion, new, 4116 type chips, \$85/16k. Micro-computer ICs, new. Z80A \$17; Z80 PIO \$12; Z80 CTC \$12. Graham AH (03) 89.6918.

SELL DREAM 6800, main board components - 6875 replacement kit; inc pcb \$80. Anthony, 17 Kay St, Mt Waverley 3149. (03) 288.2587.

2650 computer, 4k RAM, EA VDU, keyboard, cas int, user's group star trek, micro BASIC, many more programs. See running. \$450 ONO. Phone Neville. Bus (03) 707.1331, AH (059) 68.8356.

SELL for SYM-1 and KIM-1 computers, KTM-2 keyboard \$350, BAS-1 Basic roms \$150, still under warranty, perfect condition, D V Gorza, 1/43 Brookfield Rd, Kedron 4031.

COMMUNICATIONS

TELETYPE Model 15 for RTTY adjusted for 45.45 Baud \$50. Transformer 240/130 volt for above \$15. Phone CP 521.2637 Sydney.

YAESU FT 101E transceiver in new condition AUX 27 Megs \$650. Phone Perth (09) 457.3869.

TS5205 Kenwood with telex microphone, connectors and AC/DC leads \$535. Will be sent in original packing "as new". VK3BID. Telephone Dave Burger on (03) 428.4732.

AUSTRALIAN Radio DX Club, for short-wave, mediumwave DXers. Monthly magazine published. Write for details to PO Box 79, Narrabeen NSW 2101 or PO Box 67, Highett, Vic 3190.

WANTED circuit, wiring diagram for Shakespeare GBS 1500 CB. D Rapson, 32 Ridgehaven Dve, Bellevue Heights 5050. Phone (08) 276.1036.

MISCELLANEOUS

WANTED to buy, Automatic phone dialler for burglar alarm system. Write to P H Wilkinson, Flat 30, Block A, Banool Ave, Woomera, SA 5720.

WANTED: A reliable easy to use oscilloscope. Specifications & price to - R J Bardsley, C/-Electricity Division Substation, Ongarue, NZ.

STOLEN: (7th November) HP45, leather case and quick reference guide. Serial No. 1349S-30567. Reward offered. Phone Phil Denniss (02) 646.3504 (home), (02) 692.2693 (work).

WANTED: Radar antenna dish, 18-inch or larger. Needed for directional microphone. Write with details to David Headland, 8 Allen Street, Berwick, Vic 3806.

FOR SALE: 1 microwave oven leakage detector CSIRO design @ \$10. 2 tubes Gensil heat conducting paste @ \$3 each. Range of 7400 Series ICs from 7400 to 74177. Write to F Sturges, PO Box 5100 MSO, Townsville, Qld.

WAIKERIE Lutheran School is looking for donations of radio studio and tape recording equipment for school project. Send information to school, McCutcheon St, Waikerie 5330.

WANTED copy of Practical Electronics May 1979. B Hubble, 13 Clowes St, Larrakeyah Bks, Darwin 5790.

WANTED: Information where to get, Electronic Pin Ball machine circuit diagram or 2nd hand pin ball machine. Garry Rhodes, 19 Smith Crescent, Wangaratta 3677.

SELL: Three volumes ex cond Rare Psychic Research Electronics circuit diagrams, not for beginner. Will not separate \$100. Bortella, PO Box 312, Derby 6728.

AUTOMATIC telephone answering machine, new, cost \$349, sell \$279. Warranty still covered. Trevor Pearson (02) 349.1691.

FOR sale: (Complete years) ETI, EA, Popular Electronics, Radio Electronics, etc. Also 12V/6V 4A Battery charger (\$13), model railway equipment. Phone (02) 982.4048.


SELL: Three-in-one unit: ETI 137 AF Oscillator, 114 Dual Beam Adaptor and 106 Scope Calibrator. \$160. Trio CO-1303 D 5 MHz Oscilloscope. \$200. Ring Henry Gonelli (03) 850.8918 AH.

For precision soldering.
Light weight.
High power.



ADCOLA STANDARD

No frills.
Just high performance.
3mm S 30
5mm S 50
Fitted with non-seize tips



ADCOLA DUOTEMP

Temperature control at your fingertips.
3mm D 30
5mm D 50

Fully automatic 'THERMATIC' also available.

FROM YOUR RADIO PARTS SUPPLIER OR:

(02) 709 5293 (07) 44 0131
(03) 543 5122 (08) 42 6655
(002) 34 2233 (09) 381 5500

SD-2B


ADCOLA

WE BELIEVE THAT SOUND SHOULD BE HEARD, NOT SEEN!

Specifications:
Dimensions: 41 x 30 x
25 cm. Transducers: 25 cm
L.F.; 5 cm H.F. spkrs.
Crossover: 1400 Hz.
Frequency Response:
50 Hz-20,000 Hz \pm 6 db; 100
Hz -6,000 Hz \pm 1.5 db.
Power Rating: 100 Watts
Continuous Program
(equipped with overload
circuit breaker)

Now available at The
Contemporary Sound
Centre, 87-89 Riversdale
Rd, Hawthorn, Ph 818-5585.
Soundair HI FI Centre, 135
Hawthorn Rd, Caulfield.
George Hawthorn
Electronics, 966 High St,
Armidale.

Distributor & Wholesaler,
Link Audio Distributors Pty
Ltd, P.O. Box 85, Hawthorn,
3122.



A paradox? Not at all. When it's bookshelf speaker systems; our Link philosophy is devoted to maximum performance from minimum dimensions! Take our Link bookshelf audio transducers. They represent a modest milestone in the quest of winning big sound from small spaces. Range is 50 Hz $\frac{1}{4}$ 0 kHz with a remarkably smooth, detailed response. Specifications and test reports only hint at what your ears will tell you in seconds. Hear them soon.

Recommended
retail price:

\$369 pair



— the realistic connection between you
and the original performance.

Electronics Today International

4600 and 3600 SYNTHESIZERS

Complete plans for the Electronics Today International 4600 Synthesizer are now available in book form. Many hundreds of these remarkable synthesizers have been built since the series of construction articles started in the October 1973 issue of Electronics Today.

Now the articles have been re-printed in a completely corrected and up-dated form.

The International Synthesizers have gained a reputation as being the most flexible and versatile of electronics instruments available.

They have been built by recording studios, professional musicians, university music departments and as hobby projects.

This book is available now as a limited edition of 2000 copies only.

Ensure your copy!

Send \$12.50 to Electronics Today International,
15 Boundary Street, Rushcutters Bay, 2011.

The new generation of factory-built or kit-set Peerless loudspeakers



It's true most speakers *look* alike and that price alone never tells the whole story. But now the new generation Danish-built Peerless loudspeakers give you a recognizable difference in sound quality—a difference that has set Peerless a notch above the others for over 50 years.

The range of new generation Peerless loudspeakers includes the fully assembled *PAS series* plus the money-saving *PLK kit-sets*. Both series contain drive units with the following characteristics.

Peerless 'X' Line Woofers

- Large ceramic ferrite magnets for high power handling.
- Specially coated cones reduce colouration to a minimum.
- Cones are supported by a single-roll foam or rubber surround to maintain excellent linear motion. Bass response is clean and tight at all listening levels.

Peerless Midrange Units

- Sealed back units prevent interaction with the woofer. Distortion and colouration are reduced to a minimum. The rear side of the cone is coated with a special damping material to eliminate colouration. Specially impregnated polyurethane cone rim provides high degree of linearity.

Peerless Tweeters

- Dome tweeters designed for the highest accuracy of reproduction with low distortion flat response and wide dispersion. The sealed back isolates the tweeter from interference. Specially developed dome fabric ensures no degradation of performance even after prolonged heavy loading. Assembly mounted on a precision diecast plate where rigidity ensures permanent alignment.

Peerless Dividing Networks

- Peerless crossovers use air-cored chokes for maximum power handling, and special electrolytic capacitors to ensure long term reliability. All components are mounted on fibreglass printed circuit boards for maximum durability, while coded clip connectors eliminate the need for soldering.

Power handling

The power handling capacity is high and conservatively rated at 100W RMS, however, due to the high efficiency of Peerless speakers, the recommended amplifier power is between 25-100W RMS.

Whether you settle for the smart timber-veneered *PAS* assembled series or the *PLK* kit-set, you're getting the same Danish-made Peerless quality—a quality selected by many of the world's most reputable names in loudspeakers, for inclusion in their own speaker systems.

Contact us now, and discover where you can hear Peerless loudspeakers—then let your ears make up your mind.

Danish-built Peerless loudspeakers, Orthodynamic headphones and unique car speakers are imported by the sole Australian agents,

G.R.D. GROUP Pty. Ltd.

698 Burke Road, Camberwell. 3124. Telephone (03)821256. Telex 31712

Please send me descriptive literature and dealer list:

BC01244

Name

Address

Postcode

NOW AVAILABLE ON VIDEO

THE WHOLE COUNTRY IS WAITING TO SEE JACQUELINE BISSET AS YOU'VE NEVER SEEN HER BEFORE!

"Jacqueline Bisset is more stunning in 'Secrets' than in the 'Greek Tycoon' which hardly seems possible. Not only is La Bisset ravishing in 'Secrets', she is also nude . . ." — Bill Van Maurer, Miami News



"Jacqueline Bisset — This tantalizing beauty, usually mired in bad films, is here given a chance to evolve in a complex, intriguing fashion to create a woman very much the product of these confused times." — Candice Russell, Miami Herald

Secrets

STARRING
JACQUELINE BISSET

LONE STAR PICTURES
INTERNATIONAL RELEASE
COLOR BY CFI

BECOME A DEALER FOR OUR EXCLUSIVE VIDEO MOVIES

We are seeking dealers in the hi-fi and record retail trade for the sale and rental of 'The Video Classics Movie Cassette Library'. A range of 30 full-feature movies on video cassette. A Video Classics dealership offers high profit returns, excellent margins and full back-up with colour brochures, posters, window stickers, advertising and the opportunity to capitalise on the fastest growing section of the electrical trade.

* * * * *

Sneak Preview Cassette

Indicate format required. Send us \$25, and we'll send you a great in-store entertainment promotional video cassette of trailers of our best movies.

* * * * *

Send for colour catalogue or dealership details to:

VIDEO CLASSICS

64 Arthur St,
Nth. Sydney, 2060.
(02) 92-6400,
92-6388

Name

Address

P/C

BOOK REVIEWS

The Design of Active Filters, with Experiments, Howard M Berlin, E&L Instruments, Inc. Connecticut, 1977. \$10.00

Review copy supplied by Stewart Electronics, 33 Sunhill Rd, Mt Waverley Vic 3149. \$10.00

HERE'S AN EXAMPLE of a good practical book which is short on text and long on information content. E&L are, of course, makers of the SK-10 breadboard socket which, together with its competitors, is used in labs and workshops all around the world to quickly breadboard experimental circuits. This board, together with a plug-in signal generator circuit and an oscilloscope, is used as the basis of the experiments described in this book.

The text is type-written, rather than type-set, in the style of college notes; in the reviewer's opinion, this does not harm the book at all — after all, it's the information content that's important. In this last respect, the book scores extremely well.

The experiments are well organised, with procedures laid out clearly, and answers supplied in the form of tables of measurements or answers to 'why?' — type questions. At all times the student is encouraged to think, which is the only way to really learn. Les Bell

Home Computers: A Beginners Glossary and Guide, Miller and Sippl, dilithim Press, Portland Oregon, 1978.

Review copy supplied by Computerland Australia, 55 Clarence Street, Sydney 2000. \$10.05

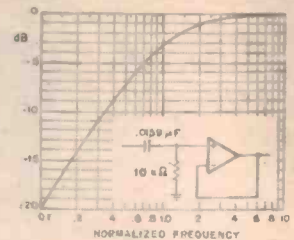
THE MAJOR SECTION of this book is a glossary of electronic and digital logic terms and unlike many dictionaries one comes across today, this one is relatively up-to-date and relevant to the user. It doesn't go into diatribes about IBM's JCL (job control language) or OS/MVS or other acronyms perpetuated by the high priesthood of big systems. Instead, it talks, with remarkable clarity, about the card cages, CMOS and DACs — topics much more appropriate to the microcomputer. A few more illustrations might have helped though.

The rest of the book is more conventional. There's the usual bit of 'gee-whiz, computer explosion' stuff, followed by general background rambling about computers in general and microcomputers in particular. The



The Design of Active Filters, with Experiments

INTRODUCTION TO THEORY, IMPLEMENTATION AND DESIGN OF ACTIVE FILTERS USING THE 741 OPERATIONAL AMPLIFIER



authors obviously have been involved with microcomputers for some time, as there is plenty of information in this section.

An interesting book, that doubles as a good read and then as a reference book on the shelf. Les Bell

Peanut Butter and Jelly Guide to Computers, Jerry Willis, dilithium Press, Portland, Oregon, 1978.

Review copy supplied by Computerland Australia, 55 Clarence Street, Sydney 2000. \$11.35

THIS IS ONE of the best general introductions to hobby computing that's available at the moment. Notice that I said *hobby computing*, not 'home computing' — this book is not intended for owners of some of the glorified TV games now posing as computers (dig, dig!).

The various chapters of the book describe the operation and hardware organization of the component boards of a typical microcomputer, mostly S-100 stuff, but with PETs, Apples and TRS80s thrown in. Memory, both on- and off-line, is discussed in detail as well as I/O. All kinds of peripherals, including VDUs, printers and modems, are described in general terms.

Several other chapters describe software, both systems and application, then follow several chapters devoted to more general topics, such as specialised applications (e.g. graphics), comparison of computer types, the hazards of buying by mail order, and so on.

The overall style is light, yet informative. Highly recommended. Les Bell

The rewards for 2 hours of your time: a feeling of accomplishment, beautiful speakers and YOU SAVE



Photograph shows speakers without front grilles.

By assembling these speakers yourself you'll own far better speakers than you could have otherwise afforded (you save high labour costs) and you end up with a superb system that will delight you and your family.

Each of the three Playmaster speaker kits were acoustically designed by Neville Williams (MIREE), Editor-in-chief of Electronics Australia magazine. They are precision manufactured by Dick Smith so that everything just about 'falls into place'. The four side panels are pre-joined to the vinyl cladding - they simply wrap around the front baffle board. Even if you've never built anything before, you can make a pair of these magnificent speakers in about 2 hours construction time.

The 6 page, profusely illustrated instruction brochure explains everything in a simple, step-by-step manner. Even a child can do it!

*Based on the price of the 300mm system in ready built form.



TERMS are available to approved personal shoppers from a low 10% deposit and low monthly repayments.

Playmaster

SAVE \$100* or more

Specifications	200mm	250mm	300mm
Speaker Enclosure:	26 litre, infinite baffle	53 litre, infinite baffle	75 litre, infinite baffle
Dimensions in cm:	53.5(h)x32(w)x22.6(d)	62(h)x39.3(w)x29.3(d)	71.7(h)x47.5(w)x29.3(d)
Frequency Response:	45Hz - 20kHz	35Hz - 20kHz	28Hz - 20kHz
Impedance:	8 ohms	8 ohms	8 ohms
Power Rating:	40 watts music	60 watts music	80 watts music

Total System \$149⁵⁰ \$224 \$284

Sent anywhere in Australia for only \$6.00 per pair freight.

DICK SMITH ELECTRONICS

NSW 125 York Street, SYDNEY Ph 290 3377
 147 Home Hwy, CHULLORA Ph 642 8922
 182 Pacific Hwy, GORE HILL Ph 439 5311
 30 Gross Street, PARRAMATTA Ph 683 1133
 283 Keira Street, WOLLONGONG Ph 28 3800
 ACT 96 Gladstone St, Fyshwick Ph 80 4944
 VIC 399 Lonsdale St, MELBOURNE Ph 57 9834
 856 Bridge Road, RICHMOND Ph 426 1614
 QLD 166 Logan Road, SURANDA Ph 351 6233
 SA 203 Wright St, ADELAIDE Ph 212 1962
 WA 414 William St, PERTH Ph 328 6944

EXCEPT WHERE NOTED, ALL ITEMS SHOWN IN STOCK AT PRICES GIVEN AT TIME OF GOING TO PRESS
 MAIL ORDER CENTRE: PO Box 321 NORTH RYDE NSW 2113 Ph 888 3200 PACK & POST EXTRA

bankcard
welcome here

SHOPS OPEN 9AM TO 5:30PM
 (Saturday 9am till 12 noon)
 BRISBANE Half hour earlier
 ANY TERMS OFFERED ARE TO APPROVED APPLICANTS ONLY
 RE SELLERS OF DICK SMITH PRODUCTS IN MOST AREAS OF AUSTRALIA




DSE586

THE "GRAMOPHONE" TESTS CELESTION'S NEW DITTON 551

Celestion Ditton 551 Loudspeaker

Manufacturer: Rola Celestion Ltd., Ditton Works, Foxhall Road, Ipswich, Suffolk, IP3 8JP.

My first introduction to Celestion loudspeakers was around 1925 when they were demonstrated daily in the Peto-Scott showroom in High Holborn. At that time the moving-coil loudspeaker was unknown to the public, although an experimental model was described in the *Wireless World* in August 1926, and later that year BTH



Ditton 551 with grille removed

showed the first commercial moving-coil unit at the Olympia exhibition. The Celestion loudspeaker was one of the first to be mounted in a cabinet and used a large free edge diaphragm. This was made from a very thin parchment-like material, stiffened with a spiral and driven by a large balanced armature, compound magnet system. The *Wireless World* described it as "a really good loudspeaker, the quality is distinctly good although the tone may be slightly on the loud side" — whatever that may mean! From those early days Celestion loudspeakers have maintained a high standard and, except for one excursion into the electronic field with the Celestion Telefi pickup unit which enabled one to take a signal from a television receiver and apply it to a better quality amplifier and loudspeaker, Celestion have always concentrated on manufacturing loudspeaker units and enclosures.

The cabinet of the Ditton 551 is constructed from 18mm thick dense particle board, finely veneered with American oiled walnut on both sides and all inner surfaces are covered with thick acoustic absorbing material. The front baffle is recessed so that the three

drive units and the twin constant-impedance attenuator panel is flush with the baffle. The baffle also carries a plastic vent to improve the bass response. Recessed into the rear panel is a board carrying two terminals for 4mm plugs. A substantial 22mm thick wood frame supports a newly developed grille material, with six offset plastic studs to hold it against the front panel.

The mid-range and treble units are mounted asymmetrically in relation to the centre line and bass unit. When used in pairs for stereo reproduction, the speakers should normally be positioned with the mid-range and treble units innermost, to obtain the smoothest frequency response and directional characteristics.

The newly developed bass unit consists of a massive 290mm diecast aluminium chassis carrying a 2.9kg barium ferrite magnet. The diaphragm is made from a fibrous material with a lossy mass at the junction with the voice coil and a PVC roll surround terminates the diaphragm edge. The voice coil is 50mm in diameter and supported on a glass fibre laminated former which is able to withstand high temperatures. Free air resonance was measured at 45Hz but, when mounted in the reflex vented cabinet, the -3dB point falls to 38Hz.

The MD701 mid-range unit also uses a massive 2.7kg barium ferrite magnet mounted in a diecast aluminium mounting plate. A 46mm diameter voice coil drives a PVC impregnated cellulose fibre woven soft dome diaphragm. To protect the diaphragm, a dished 135mm diameter open weave gauze cover is fitted. The HF2001 treble unit has a barium ferrite magnet weighing 0.65kg. A 19mm polyamide impregnated voice coil drives a hot pressed polyethylene terephthalate polymer diaphragm which is also protected with a black metal grille.

The 15-element dividing network makes use of reversible electrolytic capacitors, air and ferrite cored inductors. The mid-range and treble units have 3rd order Butterworth filters followed by constant impedance variable attenuators. Mounted on the attenuator plate is a fuse to protect the treble unit and, if this fails, a LED indicator is illuminated and continues flashing until the fuse is replaced. Both attenuators are capable of giving 2dB boost or up to 6dB cut and also include a compensating network which maintains an 8-ohm resistive load, thereby smoothing the impedance curve.

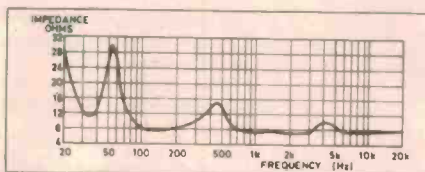


Fig. 1 — Impedance with frequency

SPECIFICATION AND TEST RESULTS CELESTION DITTON 551 LOUDSPEAKER

	Maker's Specification	Test Result	Reviewer's Comments
1. Type	Three-way reflex	—	—
2. Drive unit diameters (mm)	290, 50, 19	—	—
3. Frequency response (Hz)	38 — 20,000 ± 3dB	Agreed	—
4. Crossover frequencies (Hz)	600 and 4,500	Agreed	Sensible choices, well within the range of each unit
5. Nominal impedance (Ω)	8	See Fig. 1	Does not fall below 7 ohms
6. Power handling capacity	140 watts (music) 22 volts bass 14 volts mid-range 11 volts treble	Agreed	Will cope with amplifiers rated 20 — 140 watts
7. Distortion	2nd and 3rd harmonic 2% at 20Hz. Less than 1% above 100Hz	—	No audible distortion at high domestic volumes
8. Sensitivity	3.25 watts peak noise for 90dB SPL at 1 metre in Anechoic room	3.1 watts in open air	—
9. Dimensions (mm)	720 x 395 x 328	≈ 28½ x 15½ x 13"	—
10. Finish	Oiled USA walnut elm or black ash	—	—
11. Special features	Mid-range and treble level controls	—	—

Speaker Positioning

Nearly all loudspeaker manufacturers offer suggestions as to the positioning of their loudspeakers in the listening environment. Usually they suggest that the distance between the speakers for stereo should be around 3 metres, but they seldom offer information as to the effect of placing the speakers near the room boundaries. Celestion engineers have measured the effect of placing the loudspeakers in three possible positions and their response curves are shown in the user's leaflet. They market a neat square-section steel stand that raises the loudspeaker some 250mm (10 inches) above the floor level.

Loudspeaker positioning is further complicated by the effect of the ceiling, shape of the room, and the wall construction. Therefore one should experiment by moving the loudspeakers around until one finds an acceptable and smooth performance. The Ditton 551 is designed so that when mounted on the Celestion stand, with the centre of the bass unit further than 400mm from any wall, the bass response will be optimum.

Figure 1 shows that impedance never falls below 7 ohms, making the loudspeaker suitable for any modern amplifier. As the attenuators in the treble and mid-range unit filter circuits are followed by impedance compensators, the overall impedance is not changed when one varies the mid-range and treble controls. The power handling capacity of the Celestion 551 is far greater than one would require for normal domestic purposes and, for the past few months, they have been used with a Luxman L-100 amplifier capable of delivering a maximum power output of 110 watts per channel. Using a peak reading meter, I found that even with highly modulated records, the power delivered to the speakers seldom exceeded 30 watts for loud domestic listening. The overall frequency response is substantially flat from 40Hz to 20kHz, with the mid-range and treble controls set to the flat position.

Listening to many FM transmissions I found that in my lounge the best position for the mid-range control was flat, whilst I preferred advancing the treble control to plus 1 or 2 — probably due to slight loss of hearing above 14kHz with my advancing years.

Experiments showed that with the speakers positioned about 3 metres apart, 1.5 metres from the rear wall and 1 metre from the side walls gave the most pleasing results. I was particularly impressed by the accurate stereo imaging. As an experiment, the loudspeakers were reversed in position, that is with the mid-range and tweeter units outwards, and there is no doubt that one loses the directional accuracy. Low frequency response was clean and neutral, its extension downwards dependent on the speaker positioning and the size of the listening room. On male speech there was a slight tendency to plummyness, though on music the bass was clean and had good attack. Mid-range response could be altered over a wide range with the control, and normally gave excellent separation and clarity. Turning the control to the -6dB position lost much of the clarity and definition, whilst at the +2dB position it brought forward the mid-range tones quite noticeably. The extreme top response was notable for excellent transients and smoothness, a legacy from many years of producing high quality tweeter units used in other manufacturers' products and BBC monitoring loudspeakers.

On direct broadcast transmissions, such as the Mozart *Magic Flute* from Covent Garden, one noted the excellent definition and smooth transition from one speaker to the other as the characters moved across the stage, a feature sometimes lacking in less precise loudspeakers.

Summing up, this must be the most musical loudspeaker I have so far heard by Celestion. It is perhaps rather large for some living-rooms, but, if it can be accommodated, it is well worth having a demonstration in one's own home. Impressively finished, whether one leaves the acoustic grille on or not, it should meet all the demands of domestic reproduction. There are two sister designs, the Ditton 442 and Ditton 662 which are also worth investigating.

John Gilbert.

Reprinted from "Gramophone" May, 1979.

Sole Australian and New Zealand Distributors:

M. & G. HOSKINS PTY. LIMITED

Showrooms:

400 Kent St., Sydney. 2000

Telephone: (02) 29-1005.

268 Princes Hwy., Arncliffe. 2205.

Telephone: (02) 597-3683


(02) 597-3492



**fact:
calling this a "brush"**



is like calling this a "radio"



we call it a Dynamic Stabilizer

...critics call it a major innovation

True, the device on the front of a V15 Type IV cartridge bears a superficial resemblance to a cleaning brush.

In reality, it is a complex, exquisitely engineered subassembly which performs several complex functions that measurably enhance the quality of record reproduction!

Each one of its 10,000 conductive carbon fibers is positively grounded to discharge ever-present static electricity from the surface of your records. This eliminates static clicks and pops, as well as the tracking distortion produced by the varying electrostatic attraction between the record surface and the tone arm.

What's more, the Dynamic Stabilizer incorporates Shure-developed viscous damping that results in a uniquely efficient suspension system which maintains precise cartridge-to-record distance and uniform tracking

force—even on severely warped records. The stabilizer also acts as a shock absorber to cushion the stylus in case you accidentally drop the tone arm onto the record.

Finally, the tiny carbon fibers are so fine that 10 of them can fit *inside* a single groove to sweep free minute dust particles.

This integrated approach to pure sound reproduction extends throughout the design of the V15 Type IV. It sets a new standard of high trackability at ultra-low tracking forces—even on records that are warped, dusty, and charged with static.

If faithful reproduction of *all* your recordings is of paramount importance to you, we invite you to audition the V15 Type IV with the Dynamic Stabilizer. Or, write for the complete story (ask for AL569).



V15 Type IV...the stabilized cartridge



AUDIO ENGINEERS P/L
342 Kent Street,
SYDNEY 2000 N.S.W.

AUDIO ENGINEERS (Vic.)
2A Hill Street,
THORNBURY 3071 Vic.

AUDIO ENGINEERS (Qld.)
51A Castlemaine Street,
MILTON 4064 Qld.

ATHOL M. HILL P/L
33 Wittenoom Street,
EAST PERTH 6000 W.A.

Introduction to multitrack recording

Ron Keeley

Multitrack recording in 'home' studios has proliferated in recent years. Many bands and small groups feel the need to make multitrack tapes for a variety of purposes. Want to get in on the act? Read on ...

MULTITRACK TAPE recording was a development which revolutionised the professional recording industry. The advantages of multitrack recording are now available for the amateur recordist at little more than the cost of a quality hi-fi system.

When the first stereo albums were issued in 1958, two and three-track tape recorders were used throughout the recording industry. Multitrack recording began in the early '60s with the introduction of four-track machines; by the end of the decade eight-track was standard and the new order was firmly established. Today sixteen-track is the most common format, though many studios are using 24-track and some are equipped with monster 32-track machines.

Recently multitrack recorders have appeared on the domestic market, and four-track recorder/reproducers offering professional facilities are now available for little more than domestic hi-fi prices.

Brief history

The recording industry began in 1889 with the release of the first 78 rpm shellac disc, and many different disc formats were tried before the micro-groove record was released on the American market in 1948. Microgrooves were slow to gain acceptance, but by 1958 the 33 1/3 rpm disc format had conquered all.

While discs were undergoing this slow revolution, recording methods were undergoing a parallel evolution. The earliest disc (or cylinders) were recorded acoustically, via a large horn, and it was not until 1927 that electrical methods became widely used for recording music — marriage of the telephone and the gramophone, so to speak — even in 1927, Thomas Edison himself was still recording acoustically.

The recordings of that era were 'transcription' recordings. The live sound of the band/orchestra was transferred directly to disc — a method recently revived, albeit using more sophisticated technology. The use of magnetic tape as an intermediate stage in the recording chain did not come until after WWII. Those early recorders were half-track mono machines and the only possible recording technique was still the the old 'transcription' method.

Everything was recorded at once — instruments, vocals, choirs, every part in the score — and with luck the result was a master tape from which a record could be 'cut'. There was very little creativity in the recording process. The balance of instruments, voices and so on that was recorded was the final balance. If the french horn was too loud it was too bad; nothing could be changed. And there was no margin for error: it needed only one person to make one mistake to ruin the recording. If the soloist fluffed a note, or the recording engineer forgot to hit the Record button (it happens) the take was useless. (The term 'Take', signifying a recording event as in "Take 58 lads. Let's get it right *this* time", may well have derived from 'mis-take').

The technique

Multitrack recording eliminated most of the problems of live or 'transcription' recording. The problem of the 'mis-take' is largely overcome because, with multitrack recording, it is possible to record each instrument entirely separately (if necessary) from each other instrument in the band or orchestra. This is possible through the technique of 'overdubbing', which allows new performances to be recorded in time with previously recorded

material. This is *not* possible with normal two-track (or quad) recorders because of the physical arrangement of the record and playback heads.

As tape travels from supply reel to take-up reel it passes, first, the erase head, then the record head and finally the playback head. The program is therefore played-back some time after it is recorded — which is the idea of off-tape monitoring. This means, however, that while a new vocal performance could be sung in time to a previously recorded instrumental backing (monitored off-tape by the playback head) it will actually be recorded out-of-time with the instrumental which has already passed the record head! On playback there will be a time-difference between the two recordings equal to the tape speed divided by the distance between the record and playback heads.

Not only does the technique of overdubbing allow mistakes to be corrected — because each instrument was recorded separately a mistake on one track can be 'fixed' by re-recording that track alone without affecting the other four, eight or sixteen tracks — but it makes possible new creative techniques through the ability to 'layer' tracks. Multitrack recording has made possible the 32-instrument one-man-band!

Finally, because each instrument can be on a separate track, a multitrack tape can be played-back and 'mixed-down' — the four, eight or sixteen tracks combined into two — many different times in many different ways. The mix-down engineer and record producer have complete control over the volume and tone of each instrument so that variations in the balance tonal quality can be tried and effects such as Echo or Phasing added experimentally before being committed, finally and unalterably, to vinyl.

The multitrack recorder

A multitrack recorder will have, as the name suggests, multiple heads. Each of the three head-blocks (erase, record and playback) of a four-track will have four separate heads per block; an eight track will have eight heads per head-block, and so on. Since the introduction of multitrack recorders, miniaturisation technology has steadily reduced the physical size of head-gaps, while keeping the channel cross-talk to a reasonable level. The latest developments in miniaturisation have made possible domestic four-track recorders using the standard 25 mm tape format.

The term 'four-track' is sometimes inaccurately used to describe stereo (½-track) tape recorders. The misuse of the term comes from the fact that a stereo tape can be 'turned over' and a second stereo program recorded in the opposite direction. In fact a ½-track stereo recorder has two-track recording capacity only. A quad recorder which, by definition, has four-channel recording capability is nevertheless not a true four-track because it does not have the capability of synchronous overdubbing — recording new material in time with previously recorded tracks.

It is these two factors — simultaneous recording on all tracks, and the sync overdub capability — which define a true multitrack recorder.

The real secret of multitrack recording is that one or more of the recording-head gaps may be used for playback. This means that a program may be first recorded then, later, played from exactly the same physical location; simultaneously, other performances can be recorded on one or more of the remaining tracks (sync overdub). The technique is known by various names. Ampex, who pioneered the method, copyrighted the term Sel-Sync (short for Selective Synchronisation); Teac, one of the first manufacturers to develop domestic four-tracks, use the term Simul-Sync; the more general term is 'Sync Overdub'.

The one drawback of sync overdub techniques is that a record head is not especially suited for use as a playback head; its output is lower, and its frequency response narrower, than a well designed playback-head output. For this reason a separate playback or monitor head is provided on all multitrack machines for full fidelity reproduction during mix-down operations.

The principle of multitrack recording, then, is that instrumental or vocal performances can be recorded separately, yet in time with each other, while maintaining the quality of the recording process. After recording, the



four (or eight, or sixteen . . .) tracks are played back and combined into two (mixed-down) for recording in stereo. This allows great flexibility in both recording and mixing.

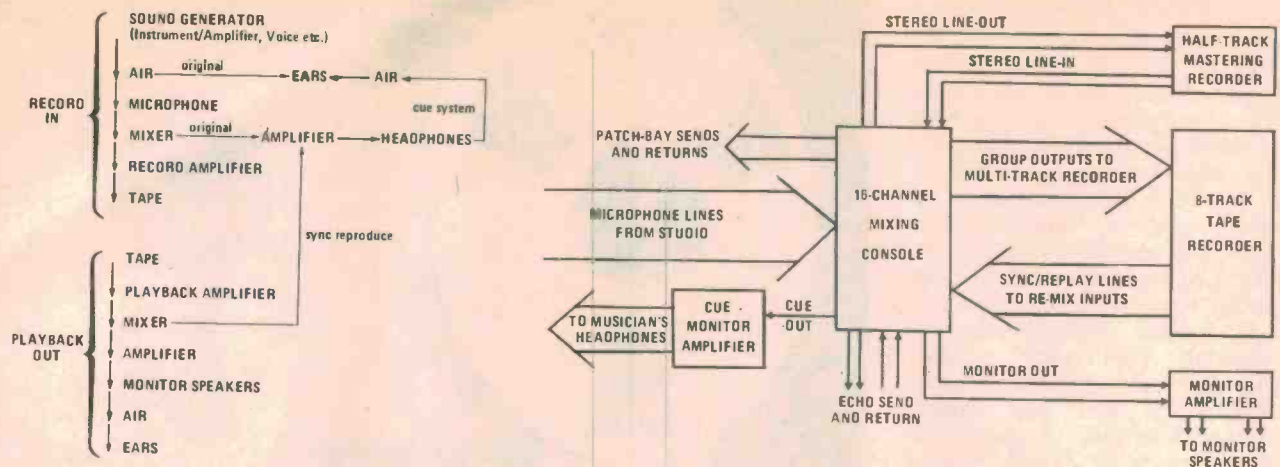
Each musician can be recorded entirely separately. If a musician is having an 'off' day, the performance can be repeated as many times as necessary without affecting any previously recorded material. And unlike two-track recording where the balance of instruments achieved while recording is the final balance, a multitrack tape can be mixed-down many times.

Professional multitrack machines (usually called recorder/reproducers, emphasising the dual role of the sync-overdub head) are available with capacities ranging from four to thirty two tracks from companies such as Ampex, Studer, MCI and Telefunken,

to name but a few. Professional four-track recorder/reproducers operate on a half or one inch (13 or 25mm) tape format, eight-track on one inch (25mm), twenty four and thirty two track on two inch (50 mm) tape.

Domestically, four-track recorders operating on a quarter track (25 mm tape) format are marketed by Teac, Akai, Sony and Otari. Many of these domestics, such as Teac's A-2340RS, are quad recorders only, while others like the A-3340, also from Teac, are equipped with the Simul-Sync facility which allows true four-track recording.

The main difference in appearance between a four-track and a typical stereo recorder is in the number of input and output channels. Instead of two there will be four, each having a level control and meter. A four-track machine will have three heads: erase, record/reproduce and monitor.



The Recording Chain (left). Simultaneous recording and playback on different tracks, is made possible by the sync-reproduce facility. In mixing-down, a stereo output from the mixer is recorded on a separate

"mastering recorder". Block diagram (right) shows the basic inter-connection of equipment for an eight-track studio.

Doing it

Typically the three heads will be controlled by three output select switches — input, sync and monitor — in conjunction with the main record button and the individual function select switches (ready/safe) of each channel. Combinations of switch positions determine which channels will be in record mode, which channels will be in reproduce, and the point from which the playback signal is 'picked up'. When input is selected the channel inputs are simply fed back to the output

lines; this position is normally used only for calibration and initial set-up procedures. Normal recording and overdub operations are carried out in the sync position. With this switch selected the Record/Reproduce status of each of the channels is determined by the position of the corresponding ready/safe switch. In ready, a channel will be in the record mode whenever the main record button is operated. In safe, no erasure or recording can take place, even when the main record is operated. Instead the head, or heads, in safe will reproduce the material previously

recorded on those channels in synchronism with new material being recorded on those channels in the ready position. This is the basic principle of multitrack recording!

Finally, monitor selects the playback head (Monitor) for checking the recording, and for full quality reproduction.

Actually there are two ways to enter record mode with a multitrack. The first is to set the required channel function switches to ready, then go into record. This method is used when recording backing tracks (accompani-

continued on p. 127

SUPPLIERS LIST

3M Australia Pty Ltd

1 Chandos St,
St. Leonards,
NSW 2065
Ph: (02) 43 0455

Cnr. Blackburn & Ferntree
Gully Rds,
Mt. Waverley,
Vic. 3149
Ph: (03) 543 2655

24 Crittenden Rd,
Findon,
SA 5023
Ph: (08) 268 1122

3 Baclava St,
Woolloongabba,
Qld. 4102
Ph: (07) 391 7844

182 Lord St,
Perth, WA 6000
Ph: (09) 328 5244

Ampex Australia Pty Ltd

4 Carlotta St,
Artarmon,
NSW 2064
Ph: (02) 439 4077

541 King St,
North Melbourne,
Vic. 3051
Ph: (03) 329 0388

The Music Distillery (distributors of Brenell)

503 Pittwater Rd,
Brookvale,
NSW 2100
Ph: (02) 938 2372

Rank Australia

(distributors of Lyrec,
Scully and Telefunken)
12 Barcoo St,
East Roseville,
NSW 2069
Ph: (02) 406 5666

68 Queensbridge St,
South Melbourne,
Vic. 3205
Ph: (03) 62 0031

50 Vulture St,
West End, Qld. 4101
Ph: (07) 44 2851

101 Mooringe Ave,
Camden Park,
SA 5038
Ph: (08) 294 6555

430 Newcastle St,
Perth, WA 6000
Ph: (09) 328 3933

Klarion Enterprises Pty Ltd (distributors of MCI and Otari)

Unit 3,
3 Lancelly Pl,
Artarmon,
NSW 2064
Ph: (02) 438 1388

Studio 63,
Kingsway,
South Melbourne,
Vic. 3205
Ph: (03) 61 3801

35 Halifax St,
Adelaide,
SA 5000
Ph: (08) 212 2217


Syntec International Pty Ltd (distributors of Studer)

5-7 Smith St,
Chatswood,
NSW 2067
Ph: (02) 406 4627

Teac Australia Pty Ltd (distributors of Tascam)

165 Gladstone St,
South Melbourne,
Vic. 3205
Ph: (03) 699 6000

Top AMPEX REEL to REEL TAPE at one-third normal price!



The USA Ampex Corporation has made available a substantial quantity of 'off-cut' tapes from their highest grade material. All tapes are 1800 ft (549 m) by 1/4", 1 mil ferric oxide on standard 7" reels.

There's a slight gamble involved — but one in which you either win a lot — or a hell of a lot!

Here's why:
The tapes offered are of differing types and you take pot luck on which you receive.

BUT, The lowest quality is Ampex' superb Ampex Plus series! The highest is Ampex' Grand Master series!

SO. If you draw the Ampex Plus' you'll be paying about one-third the usual price. If you score the Grand Masters you'll be paying about a quarter usual price.

YOU CANNOT LOSE. If you are not totally and completely satisfied with your purchase, Dindy guarantee to return the full purchase price without question provided the tapes are returned within 14 days in the original packing.

Identical tapes to those offered are marketed in the USA by Ampex, using the trade name 'Shamrock'. This trade name is also used for those offered here.

NOTE: This offer is made by Dindy Marketing (Aust.) Pty Ltd and this publication is acting as a clearing house only. Cheques should be made payable to 'Ampex Tape Offer' and sent, together with the order form or accompanying letter, to 'Ampex Tape Offer', c/o ETI Magazine, 15 Boundary Street, Rushcutters Bay NSW 2011. We will then process your order and pass it on to Dindy, who will send you the goods. Please allow up to four weeks for delivery.

Owing to the exceptionally low offer price, the minimum ordering quantity is ten tapes (total \$39).

\$39 for 10 reels

Plus \$2.00 for post and packing.

AMPEX TAPE OFFER

Please supply tapes at \$39 for ten \$

Plus post and packing, any quantity:— \$2.00

TOTAL \$


Name

Address

.

. Post Code

**audibly superior
technically brilliant!**



Otoscan 3B

Otoscan 3B has been designed for those who are seeking the ultimate in loudspeakers. Its development has taken 3 years intensive work by some of the most highly qualified people in the industry. No other company in the world has produced a loudspeaker which exhibits the synergy of modern computer-aided research and the very latest innovations which are to be found in Otoscan 3B.

If you're serious in your quest for sonic perfection, you owe it to yourself to find out more about Otoscan 3B, a system which contains solutions to problems that still mar the performance of most other loudspeaker systems.


For further information on this and others in our range of top quality hand-crafted loudspeakers write or call:

Otoscan Loudspeakers,
PO Box 480, Artarmon, NSW. 2064.
Phone: (02) 95-0084.

TDK—the great name in cassette tapes



METAL — MA-R developed for decks with Metal Bias position with an outstanding capacity to record high level signals without risk of tape saturation.



MA-R-C60

SUPER AVILYN — SA handles exceedingly high signal inputs without distortion due to increased MOL providing full dynamic range for both recording and playback.



SA-C 60, 90

ACOUSTIC DYNAMIC — AD has high MOL and is capable of recording playing pop rock and jazz music sources with plenty to spare but does not require special bias and equalisation settings.



AD-C 45, 60, 90, 120

DYNAMIC — D offers sound reproduction quality which meets the budget-minded demands of many home recordists.



D-C 45, 60, 90, 120, 180

TDK's super precision cassette mechanisms feature —


- Leader tape effectively acts to clean heads
- Moulded cassette shell
- Double clamp system prevents tape deformities
- Pressure pad provides reliable tape contact on the head
- Liner enhances tape run and durability
- Guide roller ensures parallel tape travel and stable transport.

SUPER AVILYN VIDEO produces crystal clear and colourful pictures with playback images. Excellent durability for use time and time again with compatibility for unrestricted use in VHS system VTR's.



E 60, 120, 180

HD-01 HEAD DEMAGNETIZER — designed by TDK for easy, convenient head demagnetisation of any cassette deck insuring crystal clear, perfect recordings every time.



For more information or a copy of the "TDK guide to better recording" phone or write.



TDK (AUSTRALIA) PTY. LTD.
4 Dowling Street, Woolloomooloo, NSW 2011
Phone: (02) 358 1877 Telex: AA 70174



ACOUSTIGUIDE ON
TDK CASSETTES

OLD MASTER PAINTINGS
NATIONAL GALLERY OF VICTORIA
OCT. 17-DEC. 2
ART GALLERY OF NEW SOUTH WALES
DEC. 12-FEB. 10

TDK7558

Only Toa lets you provide top-quality sound with a customized sound system.

Now, at last, you can offer professional-level sound quality with a system that satisfies the experts. Ideal for auditoriums, churches, stadiums, hotels, convention centers and other similar places, the Toa VMS-2000 is amazingly flexible and can be

customized to provide no more and no less than is needed for an endless variety of installations. A custom-made, top-quality sound system from Toa. Meet 4 representative components now, with many more to come in the near future:

Preamplifier/Mixer

(Main Frame B-2000 plus choice of Units)

Easily adapted for individual needs. Consisting of a main frame (B-2000) and a wide variety of plug-in units, this system has preamplifier, power supply and signal generating sections* plus a line amplifier (2071), meter unit (2072) and hi/lo pass filter with tone controls (2073). Mixing busses provide automatic connection for up to 10 functional units (9 with the line amplifier).

Preamplifier Section: Microphone Preamplifier (2051), Microphone Preamplifier with Compressor (2052), Phono Preamplifier (2054), Auxiliary Preamplifier (2054), Balanced Line Input Preamplifier (2058).

Power Supply Section: Power Supply Unit, 500mA max. (2081), Power Supply Unit, 1A max. (2082).

Signal Generating Section:

Chime Units—A series of 4 notes (2011), 1 note (2012).

Signal Generators—Pink Noise/400Hz/1KHz (2013).

Siren/Yelp/Buzzer (2014).

1/3 Octave Equalizer (E-2300)

Ideally tailors sound system frequency response to listening area acoustics. Consists of 28 active inductorless band rejection filters from 31.5Hz to 16,000Hz. Attenuation for each filter is 15dB, and crossover between adjacent filters is -7dB.

Power Amplifier (P-2240)

Delivers 240W RMS continuous power into 8 ohms with less than 0.25% THD over 20—20,000Hz. Features include balanced and unbalanced 15,000-ohm inputs, full protective circuitry, front-mounted AC/DC fuses and two LED indicators for power and overload (power LED turns from green to red for excessive temperatures or voltage drift). 120W amplifier also available (P-2120).


Amplified Monitor (M-2200)

Equipped with large, easy-to-read VU meter and 4" high-compliance speaker. Controls include 4-position meter range selector (20dB, 10dB, 0dB, OFF), 5-position line selector and speaker volume control. Passive monitor also available (M-2100).

Pre-amplifier/Mixer



1/3 Octave Equalizer (E-2300)



Power Amplifier (P-2240)



P-2120 (120W) also available.

Amplified Monitor (M-2200)



M-2100 (Passive Monitor) also available.




TOA ELECTRIC CO., LTD.

AMALGAMATED WIRELESS (AUSTRALASIA) LIMITED

554 Parramatta Road, Ashfield, NSW. 2131. Phone 797-5757.

Cberra 80-5915. Melbourne 560-4533. Brisbane 44-1631. Townsville 79-6155. Adelaide 272-2366. Perth 271-0888. Hobart 72-4366. Launceston 44-5155.



SOUND

FEATURES:	• INTRODUCTION TO MULTITRACK	108
	• LOUDSPEAKER DESIGN PRINCIPLES	122
	• ELAC TURNTABLE OFFER	128

REVIEWS:	• NAKAMICHI 480 CASSETTE DECK	138
	• CROWN SELF-ANALYSING AMP	142

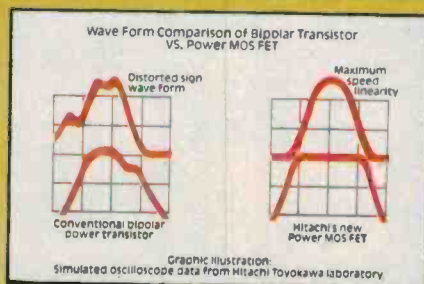


A super system based on the power MOS FET Amplifier HA 5700.

The high fidelity and natural sound concept together give pure performance in this super system from Hitachi—examples of Hitachi's advanced Hi Fi technology. The amplifier incorporates power MOS FET devices—another Hitachi world first. MOS FET (Metal Oxide Semi Conductor) is a new development which enables superior performance to conventional bipolar transistors giving the lowest possible distortion over the widest possible frequency range.

The turntable features the revolutionary Hitachi Unitorque motor system which delivers smooth unfluctuating torque for extremely low wow and flutter and high signal to noise ratios. With unitorque there is none of

the cogging or pulsations associated with conventional DC motors used in most direct drive turntables.




Other features and Hitachi developments include the power assisted soft touch mechanism and digital fluorescent metering of the cassette deck and of course a dynamic responsive 3 way speaker system and the precise reception of the solid state tuner. And what does all this add up to? Performance. Pure and simple.

The facts and figures may look impressive but the real judge is you. Listen to Hitachi soon.



HITACHI
Quality comes first at Hitachi

Melbourne 958722 Brisbane 2752033
Sydney 6692200 Adelaide 2121300
Perth 4581911 Hobart 280291



H&T H5A010

Philips' introduce "Series 80"

Featuring 'top-shelf' performance and understated, 'class' styling Philips' set of ultra hi-fi audio components, dubbed 'Series 80', feature wide dynamic range, "leakage-cancelled" low-noise power supplies and calibrated controls.

There are five components in the range: a digital tuner, AH180; a preamp, AH280; a stereo cassette deck, N2537, a programmable timer, and a power amp, AH380.

All feature similar styling — black with white detailing — and all units are designed for rack mounting.

The AM/FM tuner features automatic key-in tuning, auto station search (and manual search), up to 12 'memorised' channels, and tuning 'lock'. The front panel is dominated by a LED digital frequency display and all controls are tactile pushbuttons.

The preamp features a wide dynamic range, low noise, wide

bandwidth dc amplifier, precision-equalised high-overload phono inputs and precision-calibrated tone controls. A high filter and a subsonic filter are included. It also includes full tape recording and playback facilities and three outputs — direct, switchable and plus 10 dB.

The AH380 power amp is rated to deliver 100 W RMS per channel (into 8 ohms) at a THD of 0.05% across 20 Hz to 20 kHz. It features a wideband dc amp for low TID and a low noise FET input. There are two large calibrated power meters on the front panel for level monitoring.

Your local Philips dealer can provide more information.

Yamaha "weighs in" to the turntable stakes

Yamaha's YPD71 turntable uses the 'super heavyweight' principle together with vibration-absorbent buthyl rubber leg insulators to reduce the effects of acoustic feedback.

The turntable weighs 11 kg (24½ lb) — so heavy that it won't mistrack even if you give the base a good thump, according to Yamaha! The platter alone weighs 1.8 kg and the acrylic dust cover 1.1 kg.

The lightweight aluminium tone arm is longer than normal, at 242 mm, to keep tracking error to a minimum.

The gimbal support assembly for the tone arm turns with the arm on low friction, rubber-bushed bearings, markedly reducing the load on the arm's movement. As the assembly moves, the double fulcrum ensures the arm can only move in the vertical direction so that the arm does not slew sideways on a warped record, giving a false

stereo image.

The platter drive comes from a slotless servo motor featuring an exceptionally high start-up torque so that the platter quickly comes up to speed.

Actual platter speed is controlled by a quartz crystal-referenced phase-locked loop (PLL) system that maintains the platter speed even under unusually high loads, according to Yamaha.

The YPD71 is priced at \$395, making it attractive to the 'middle market' buyer who wants good performance at a reasonable price. Further information is obtainable from Rose Music, 17-33 Market St, South Melbourne, Vic 3205, (03) 699-2388.



Hi-Fi books from Butterworths

A number of Hayden books for the hi-fi enthusiast were released here recently by Butterworths.

Written by Murray P. Rosenthal of RCA Communications, there are four in the series:

- How to Select and Use Record Players (112 p)
- How to Select and Use Hi-Fi & Stereo Amplifiers (122 p)
- How to Select and Use Loudspeakers & Enclosures (90 p)
- How to Select and Use Hi-Fi and Stereo Equipment (264 p)

Each includes a chapter on basic sound and hi-fi theory (with the curious inclusion of quad — which we thought was history). The books are copiously illustrated with clear, well-annotated diagrams and photographs. This, and the simple text makes them easy reading. The last on the above list is a composite of the first three with the addition of chapters on tuners and receivers, tape recorders and troubleshooting, but minus the useful material in the others on buying and maintenance of equipment.

They're well worth a look if you're new to the hi-fi game. Contact Butterworths Pty Ltd, 586 Pacific Highway, Chatswood NSW 2067.

Moving-coil from Audio-Technica

The Maurice Chapman Group released the latest Audio-Technica moving-coil cartridge here late last year, the model AT-30E, along with the companion step-up transformer, the AT-630.

The cartridge features a claimed frequency response from 15 Hz to 15 kHz and an optimum tracking force of 1.4 g to 2 g. The stylus carries a 0.3 by 0.7 mil elliptical diamond and the literature quotes a dynamic compliance of 85 nm per dyne, offering high trackability.

The coils are mounted in a V-configuration — the same as that of a cutter head, claim Audio-Technica.

Total weight of the cartridge is only 5.0 g and the load resis-

tance is quoted at 'more than 10 ohms' and capacitance 150 pF.

The AT-630 transformer is for cartridges with impedances lower than 20 ohms, according to the literature, has a response of 15 Hz to 15 kHz, and distortion of less than 0.05 percent (at 1 mV).

For more information on these and other Audio-Technica products, contact the Maurice Chapman Group: Sydney 438-3111, Melbourne 818-1730, Brisbane 44-7566 and Perth 446-5679.

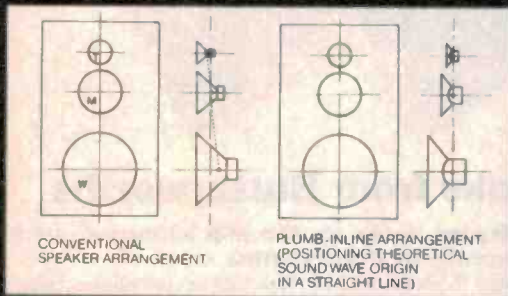
Sony gives it to you straight

When the Sony engineers developed the three-way range of speaker systems they did so with one simple principle in mind.

The end result must be as close to the original programme source as possible.

And as one might expect, Sony have come up with the answer. And Sony's unique answer was the Plumb-Inline speaker arrangement.

Quite simply it means that each speaker unit is aligned so that its sound wave origins, rather than its front edges, are at an equidistant point from the listener.



As you would expect from Sony, the results are superb. Frequency response across the entire audible range is smooth, stereo imaging and presence are improved and sound is clear and transparent.

In fact Plumb-Inline is only one of the many features of the Sony three-way speaker system.

It also features the A.G. (Accoustical Grooved) Baffle Board.



The baffle board has great influence on sound, especially in the mid-to-high frequency range. It not only weakens presence, but makes musical instruments and vocalists fuzzy. Sony's A.G. board effectively works at eliminating such influences, clearing sound and improving presence.

As a further development the system also features Computer-Assisted Design.

Here the Woofer, Mid-range and Tweeter Driver have each been designed based upon repeated listening tests and through the application of NASTRAN - a computer programme originally developed for the U.S. space programme and first used in the Apollo Project for studying vibration patterns under rapidly changing stress conditions.

These very real technical advances result in greater reality and presence through the reproduction of magnificent natural sound. Which is why people choose Sony in the first place.

Sony G-series and V-series speaker systems are available from around \$300 to just under \$900 each.



SONY
AUDIO

An 'affordable' Accuphase amp.

Featuring power MOSFETS in the output and phenomenal specs, the latest amp from Accuphase, their E-203, comes into the 'affordable' bracket with a retail price set at around \$900.


Power output is quoted at 70 W per channel (RMS) into 8 ohms with only .010% THD at rated power from 20 Hz to 20 kHz (both channels driven). Frequency response is within 0.2 dB from 20 Hz to 20 kHz, according to the literature and A-weighted signal to noise ratios are quoted as: 115 dB at rated output (relative to main input), 77 dB at rated output from the moving-magnet input and 70 dB at rated output from the moving-coil input.

The E-203 includes a built-in low-pass filter and output jack for sub-woofer systems. The fil-

ter has three selectable cut-off frequencies: 50 Hz, 70 Hz and 100 Hz.

As in the Accuphase E-303 (reviewed in the August '79 Issue), this new amp virtually does away with capacitors in the signal path and complementary-symmetry amplifiers are used throughout. Again, selectable turnover frequencies are provided for the tone controls, a subsonic filter and an attenuator switch. A two-step loudness compensation control is also provided.

For more information, contact Arena Distributors at P.O. Box 178, East Victoria Park, W.A. 6101; (09) 361-5422.



Piezo-ceramic tweeters


Melbourne electronics supplier, Edible Electronics, are stocking a range of piezo-ceramic tweeters from Motorola.

This type of tweeter has no magnet and no voice coil — the driving element is a piece of ceramic that moves in sympathy with the waveform of an applied voltage. Motorola claim high efficiency, high output, excellent transient response, low harmonic distortion and good long term stability.

The model KSN 1025A (illustrated here) features a fre-

quency response of 2 kHz to 20 kHz plus/minus 3 dB, according to the spec sheet and measures about 180 mm across the horn mouth (overall) by about 80 mm high and 108 mm deep.

For more information on the Motorola piezo-ceramic tweeters, contact Edible Electronics, P.O. Box 1053, Richmond North Vic. 3121.



Thorens turntable receives rave reviews

Thorens' new semi-automatic transcription turntable, the TD-115, has received top reviews in the US recently.

The TD-115 uses a dc servomotor as the prime mover and drives the platter through a belt. Sort of a combination of direct-drive and belt-drive. The result is lower rumble, wow and flutter — according to Thorens and the reviews.

The drive motor incorporates a 72-pole tacho-generator for servo control and drives the platter through a special plastic belt. Pitch-control feedback senses the load on the platter and adjusts the motor speed to

compensate for heavy loads.

Thorens' "ortho-inertial" suspension is used with the platter and tone arm (TD30) mounted on a sub-chassis that is then suspended from the main assembly body. It seems the idea is to provide different suspension resonances in the two planes of motion and to see that horizontal movement is not transmitted to the vertical plane and vice versa.

Thorens equipment is distributed here by Rank Industries.

Change to CE Show

The 1980 Consumer Electronics Show is to have a change of name and a broadening of scope.

Re-named "Interlect '80", the Hi-Fi industry Association has told the organisers, Riddell Exhibitions, that "anything running off batteries or a three-point plug is fair game . . ." for the 1980 Show.

The exhibition will be staged at the R.A.S. Showgrounds, Sydney, from Wednesday, July 16 to Tuesday, July 22, 1980. Two days will be set aside for trade visitors only.

The Arts and Crafts and AMP Pavilions will be added to the Commemorative and Manufacturers Pavilions for a 13 600 square metre exhibition, 5600 square metres larger than the '79 CE Show, and the largest gathering of electrical/electronic appliances ever seen in Australia.

To facilitate demonstration of hi-fi, the exhibition will be split into two sections with non-sound appliances in the Arts and Crafts and AMP Pavilions, and hi-fi in the remaining area.

The exhibition is sponsored by the Hi-Fidelity Industry Association of Australia, whose members' support of previous CE Shows has been instrumental in the growth of the exhibition since its inception five years ago.

For further information, contact Peter Lucas, Riddell Exhibition Promotions Pty Ltd, 166 Albert Road, South Melbourne, Vic 3205. (03) 699-1066.

EI parabolics now in N.Z.

Victorian-based manufacturer of parabolic styli and cartridges, Elite Electronic Industries, is now represented in New Zealand by well-known audio amp manufacturer Zetka Industries Ltd, 65 Pharazyn St, Lower Hutt, N.Z., phone (4) 66-4193.

GALE LOUDSPEAKERS

The Ultimate Draws a Little Closer

Every year the leading designers of fine sound equipment strive towards producing perfection in high fidelity.

Now "The Ultimate Draws A Little Closer" with remarkable British Gale loudspeakers.

Gale performance is outstanding by even the most critical standards. If you have yet to hear for yourself the amazing performance of Gale speakers, read what the experts have had to say about Gale superiority.

"I would back the GS-401A's to just beat the socks off any other speaker anywhere near this size."

(The Absolute Sound, Volume 2, No. 8).

"This loudspeaker is certainly among the five best loudspeakers available."

(Hi Fi Studio Magazine).

"This is not a cheap speaker—until you look at it on a price/performance basis. Then it starts to look like a bargain." (Vol. 7 No. 6). (Australian Hi Fi Magazine).

"The Gale GS-401A is one of the first sounding dynamic loudspeakers that we have heard."

(Australian Hi Fi Magazine).

(Vol. 7 No. 6).

Unparalleled 7 Year Warranty.

Gale GS-401A in Black & Chrome.

The New Gale GS-401C Concave Design Speaker.

The new Gale Ultimate Fidelity Recordings are now also available at your Gale Hi Fi dealer.

Brisbane: Stereo Supplies,
Audio Laboratories

Townsville: Disco & Stereo
Supplies

Gold Coast: Chevron Sound

Sydney: Riverina Hi Fi,
Douglas Hi Fi,
Allied Hi Fi,

Newcastle: Newcastle Hi Fi

Launceston: Wills & Co

Hobart: Bel Canto

Melbourne: The Sound
Craftsman,

Douglas Hi Fi,

Adelaide: Blackwood Hi Fi

Grenfell Plaza Hi Fi

Mt Gambier: Aslin Hi Fi

Perth: Alberts Hi Fi, Leonards Pty. Ltd.

Sole Australian Agents


ALCANTARA

DISTRIBUTORS

Australasia Pty. Limited

Telex: 93299

Phone: (09) 361 5422



Gale

OPTIMUM.

Philips Sound Series 80 High Fidelity System.

From Philips, the very latest in advanced, fully-integrated, high-performance High Fidelity gear. Sound Series 80.

A superb combination of rack-mounted, slimline components in a perfect balance of sophisticated style and technology. All matched to create a High Fidelity System that brings you yet another step closer to sound perfection.

AF 977 Turntable

Featuring Philips revolutionary Direct Control system, with quartz digital readout for precision speed adjustment and regulation, stylus force readout LED display, and touch controls.

AH 180 Tuner

A remarkable AM/FM digital tuner with a built-in quartz-controlled central processing unit, push-button. Digital display for clear, exact tuning on both FM and MW bands.

AH 280 Pre-Amplifier

Precision-calibrated rotary controls for bass, treble, volume balance and source selection. Plus controls for tone-defeat, muting and loudness. And switchable filters to counteract hiss, scratch, and rumble. All amplifier stages are direct-coupled for exceptionally flat frequency response.

AH 380 Power Amplifier

Rated at 100 watts RMS per channel, this high performance power amplifier has a frequency response of 20 to 20,000 Hz, at less than 0.01% distortion. Equipped to handle 2 speaker systems, it incorporates 4 safety circuits for overload protection. And twin meters for independent channel adjustment.

N 2537 Cassette Deck

Front-loading damped cassette with Dolby and MPX filters, and separate bias and equalisation switches. Large VU meters and chrome/ferrochrome and ferro tape level selection switch.

Rack

Studio-style racked unit with locking wheels - finished in silver satin and matt black.

Philips Sound Series 80 is without doubt one of the most sophisticated Hi-Fi Sound Systems of the decade - a masterpiece of innovative technology that promises optimum performance for the most discerning Hi-Fi "buff". Take a good long look and listen at your Hi-Fi specialist.

**Philips Sound Series 80
High Fidelity System.**

**A step closer
to sound perfection.**

PHILIPS



We want you
to have the best



Principles and problems in loudspeaker design

If you ever wanted to know, in a practical fashion, what is involved in the design of a loudspeaker system, then here's a down-to-earth insight — ending in a real design.

David Tilbrook

MORE MONEY can be saved by the construction of a pair of loudspeakers than any other single component of the hi-fi system. Unfortunately, they are also the most important hi-fi component! Unless the turntable or amplifier is particularly poor, the loudspeaker will undoubtedly determine the overall sound of the system. For this reason it is disappointing there are so few really good kit loudspeakers.

The fact that a "correct" loudspeaker doesn't exist is to be expected, since the principles of loudspeaker operation are enormously complex. Every loudspeaker model makes certain assumptions to simplify the mathematics and to make the model manageable. If these assumptions are overdone the model rapidly loses relevance, becoming incapable of making worthwhile predictions about the *real* loudspeaker. While it is true that a detailed understanding of

loudspeaker operation is not necessary to enable a kit loudspeaker to be built, some understanding will enable the optimum to be obtained from the loudspeaker and is essential for those brave experimenters who would like to get involved in modifying the loudspeaker drivers. When designing a loudspeaker it is necessary to understand the mechanism of operation of the drivers. Only then can the best choice of driver, enclosure type and crossover be established. Although loudspeaker design is as much an art as it is a science, the loudspeaker that has been created with a motley assortment of drivers placed in a box with some "general purpose crossover" is more likely to sound like a dropped saucepan than a good loudspeaker!

The most common loudspeaker consists of several moving-coil direct-radiating drivers mounted in an enclosure. These cover different frequency bands within the audio

spectrum. A crossover is used to separate these frequency bands and feed them to the appropriate driver.

If the drivers used had perfectly flat frequency responses, were constant eight ohm loads with infinite power handling, and the crossovers represented lossless transfer characteristics with no untoward interactions with the drivers, and if nature did not object to the reproduction of low frequencies in confined volumes (i.e. if the speed of sound was one tenth the speed it is) loudspeaker design would be a simple matter.

Most of these problems can be summarised with one word ... inertia. This is that property of nature whereby things resist change. We can't really complain too strongly about inertia since it is responsible for much of the order that exists in the universe. Nevertheless, in loudspeaker design it causes real problems. The signal voltage from the power amp, the magnetic field

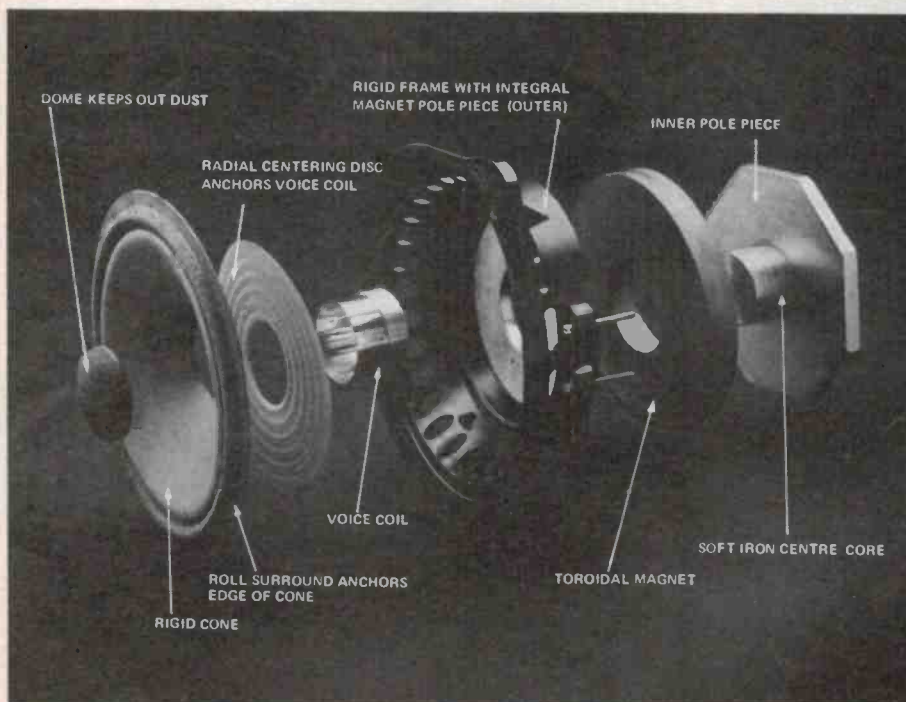



Figure 1. An exploded view of a moving-coil loudspeaker showing the various components in its construction. Compare this with the cutaway view of a speaker at right (Pic: courtesy Bose).



Cutaway view of a speaker unit showing internal construction (Pic: National).

around the voice coil, the movement of the coil and loudspeaker cone, all resist change. Since the objective of loudspeaker design is to convert an electrical signal into its exact acoustic counterpart, these sources of inertia cause errors resulting in distortion. The effects of inertia don't stop at just slowing down the system. The resistance to change of motion by the cone for example results in some parts of the cone moving before others. Sound waves start to travel along the cone itself, travelling radially out from the voice coil. Depending on the nature of the flexible surround between the cone and the chassis this sound wave will be partially reflected back down the cone. This causes constructive and destructive interference with the original sound wave propagating up the cone resulting in colouration. Clearly, this is not something the home constructor can do much about, since it depends on the manufacture of the particular driver concerned, but it indicates the sorts of problems that will be encountered.

The moving-coil direct-radiating speaker

The vast majority of drivers used in loudspeakers are of the moving coil type and as such all operate in a very similar way. Figure 1 shows a typical moving coil loudspeaker. Signal voltages from the power amp give rise to signal currents that flow through the voice coil. This is simply a coil of wire wound on a hollow circular former. In normal 8 ohm drivers the dc resistance of the voice coil is around 8 ohms, but the driver will only represent this resistance to the power amp at one specific frequency, the actual impedance of the driver varying widely as the frequency is varied (see Figure 2). A given signal voltage level will therefore produce different signal currents for different frequencies. The signal current causes a varying magnetic field to be produced around the voice coil. This field interacts with an intense magnetic field from the drivers' pole piece and magnet assembly causing a force to be exerted on the voice coil and loudspeaker cone.

As the cone moves it will compress or rarify the air immediately in front of it, creating an area of either increased or decreased pressure. These pressure variations comprise a sound wave that travels from the driver to our ears.

The electrical impedance of the driver is caused by several phenomena each one dominating in a specific frequency band. One of the most significant mechanisms is the back EMF (EMF stands for electromotive force, i.e. voltage) of the driver. The move-

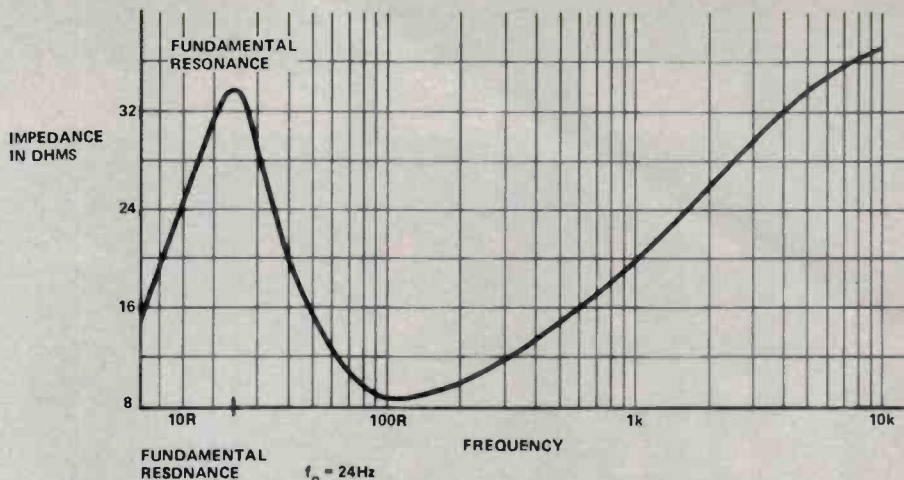


Figure 2. Typical impedance versus frequency characteristics of a moving-coil loudspeaker

ment of the voice coil in the magnetic field acts as a generator causing a current to flow in the voice coil. This current is of opposite polarity to the applied signal current (another natural application of the principle of inertia) causing decreased current flow in the voice coil for a given signal voltage. This is seen by the amplifier as an increase in the drivers' impedance.

EMF is given by the simple equation:

EQUATION 1

$$e = B1v$$

where 'e' is the back EMF in volts
'B' is the magnetic flux
'l' is the length of wire in the magnetic field
and 'v' is the velocity of the cone

Since the magnetic flux and the length of wire in the magnetic field can be considered as constants, the equation shows that the amount of EMF generated is directly proportional to the velocity of the cone.

So the electrical impedance is a secondary phenomenon, is certainly not constant, and does not relate directly to the radiated acoustic power. The amount of back EMF will be determined by the velocity of the cone, and this is a function of nearly every major parameter of the loudspeaker box.

The force exerted by the voice coil on the loudspeaker cone is given by the equation:

EQUATION 2

$$F = Bil$$

where 'F' = force on the voice coil
'B' = Magnetic field intensity
'i' = current in the voice coil
and 'l' = length of wire in the field

Again, regarding 'B' and 'l' as constants, the equation shows that it

is current and not voltage that determines the force on the voice coil. Since the voltage contains the signal information from the power amp, it would be necessary for a perfectly linear relationship to exist between applied voltage and resulting signal current flow if a distortionless signal is to be produced. The impedance would have to be a constant and this is not the case. Fortunately the movement of the cone is not directly related to the current in the voice coil in the simple way shown above or the frequency response of a loudspeaker would simply be the inverse of its rather lumpy impedance curve.

In order to understand the parameters that determine the acoustic power actually radiated, it is necessary to look at the sources of mechanical rather than electrical impedance.

Converting energy

In the operation of a moving-coil direct-radiating driver there are really two energy conversions going on simultaneously. First the electrical energy is converted into mechanical energy of the voice coil and cone. Secondly this mechanical energy is converted into acoustic energy by the interaction of the cone with the neighbouring air molecules. Both these conversions must be accurate if the final result is to be a low distortion replica of the input voltage waveform.

The laws that apply to mechanical and acoustic forces are directly analogous to those of electrical forces and for this reason we can represent what happens in any acoustic or mechanical problem by a circuit diagram. In mechanics and acoustics there are direct and simple relationships like Ohm's law in electronics. It is only the complex arrangement of mechanical or acoustic circuit elements that makes the picture look complicated.

— to page 131. ▶



**INTRODUCING
THE
FIRST 15" X 18"
STUDIO.**

Now you can have the essential functions and flexibility of multitrack recording in one compact, self-contained unit. It's called the Model 144 Porta-Studio™ and it lets you record basic tracks, overdub in sync and remix to stereo. On standard cassette tape.

TEAC engineers created a totally unique format for Porta-Studio. Four tracks in sync on cassette tape at 3-3/4ips. It's fast, simple, reliable and economical. Rehearse on it. Learn on it. Create on it. Just plug in a microphone or instrument and go to work on it.

Porta-Studio's versatile 4 x 2 mixer section gives you mic/line/tape switching, trim control, high and low EQ, fader, pan and Aux Send for each input. The failsafe group switching matrix lets you record on up to two tracks at the same time. And there's a master fader that gives you overall level control during recording and mixdown.

The full-logic cue system in Porta-Studio lets you hear everything you're doing all the time.



Input and tape cueing, monitoring for recording or mixdown are all available. And every signal can be metered. Coming or going.

Porta-Studio's drive system is built specifically for the rugged needs of multitrack recording. Transport controls are all solenoid-operated for faster, easier switching. And you get a built-in variable speed control that lets you add special effects, fix a flat note or solve timing and cueing problems.

You can work with Porta-Studio using nothing more than headphones. Or send the output through your home audio system. You'll also find the patch points and controls that let you use Porta-Studio

with equipment like echo or delay units, equalizers and additional mixers.



So see your dealer for a demonstration of the very affordable Porta-Studio. Nothing else in the world puts so much multitrack function into so small a package.

TASCAM SERIES

TEAC Professional Products Group

* Recommended Retail Price \$1275.

TEAC AUSTRALIA PTY. LTD., 165 Gladstone Street, South Melbourne, 3205. Phone 699 6000. TASCAM DEALERS: VIC. Douglas Hi-Fi, Syntec, Brashs, Klarion. N.S.W. Douglas Hi-Fi, Syntec, Roland Aust. QLD. Stereo Supplies. S.A. Truscott Electronics. W.A. Audio Centre, Arena Dists. ACT. Kent Hi-Fi. TAS. Audio Services, Burnie; United Electronics, Launceston; Quantum Electronics, Hobart.

(LEA)3370/TEA

CLEAR WINNER.



Our remarkable new amplifier . . . UNCHALLENGABLE!!

Another outstanding Hi-Fi value from Canada's Audio Reflex! A powerhouse at 70 Watts RMS per channel, with exceptionally low distortion (0.05% THD) and so many facilities - mic mixing, separate pre/main amp operation, tone control defeat switch, double phono & double auxiliary, & tape dubbing facility.

Electronics Today Intl. says ...
"harmonic performance...excellent, hum & noise level ... excellent, TID performance ... excellent."
"In all tests it either equals or exceeds all of the manufacturer's specifications."
... excellent performance...reasonable price!! Exceptional 3 year warranty!

Available either with perspex cover as illustrated or conventional metal cover. *Suggested retail \$399



AUDIO REFLEX

Australian Distributor: Audio Reflex (AUSTRALIA) PTY. LTD.

You'll hear more from us

● SYDNEY

7 Orchard Road, Brookvale 2100
(P.O. Box 208, Brookvale 2100)
Telephone: (02) 938 4188

● N.S.W.

NEWCASTLE (049) 69 2733
WOLLONGONG (042) 29 3762

● INTERSTATE

MELBOURNE (03) 572-1419 GEELONG (052) 21 6934
BRISBANE (07) 52 4074 ADELAIDE (08) 264 7266 PERTH (09) 271 0262
LAUNCESTON (003) 31 7188

continued from p.110

ment parts) or when overdubbing onto selected tracks. The second method, called 'dropping in', demonstrated the amazing flexibility of multitrack recording.

It is sometimes required to overdub a small portion of one track. A few seconds of a particular instrument might be called for and there are just a few seconds of silence on a previously recorded track where it can be squeezed in — or a mistake made in an otherwise flawless take might have to be corrected.

To drop-in on the track all channel switches are set to safe and the recorder is run, in record, to the point where the drop-in is required. At exactly this point the appropriate channel switch is changed to ready, thereby setting that channel only into record mode. At the end of the passage the channel is quickly set back to safe to avoid erasing the following program.

Dropping-in is a very precise and delicate operation, but a skilled, experienced engineer can drop-in on very small segments of the track — as little as one or two notes, depending on the speed and timing of the music.

The other controls of a multitrack recorder — the tape transport functions: play, fast-forward, rewind, pause and stop — are identical with the usual controls. Most multitracks incorporate some form of motion sensing which allows switching transport functions without going through 'stop'. There may also be a cue facility which brings the tape against the reproduce head when the machine is in either of the fast spooling modes, or when editing, so that a specific part of the program can be easily located.

These features are common to all multitrack recorders, from basic four-track to the 32-track monsters. The fully professional machines may be more sophisticated generally, but the basic principle of multitrack recording — the sync-overdub capability — is the same in every case.

The current availability of relatively inexpensive (compared to professional equipment prices) decks with full four-track and sync-overdub capability brings professional recording studio techniques within the reach of the amateur recordist. There is no reason why, with patience and experience, final master

tapes suitable for transferring to vinyl could not be produced in a modestly equipped home studio.

Of course a multitrack recorder alone doth not a recording studio make. Other equipment is needed to fully realise the benefits of multitrack recording; monitor amplifiers, speakers, headphones and — most importantly — a mixer (mixing desk or console).

However, the multitrack recorder is the heart of the studio: without it nothing is possible; with a multitrack... anyone could become a recording industry mogul! ●

FURTHER READING

Olsen, Harry F.; Music, Physics & Engineering (Dover)

Woran, John M.; The Recording Studio Handbook (Sagamore, N.Y. 1976)

Anderton, Craig; Home Recording for Musicians (Guitar Player Publications)

**with thanks to TEAC Aust who provided much of the material from which this article was prepared.*




Cromemco microcomputers

TOMORROW'S COMPUTERS NOW

SYSTEM THREE FEATURES:

- Fast Z-80A microprocessor
- RAM expansion to 512 K Bytes
- 2 or 4, 8 inch disc drives
- 21 slot S-100 bus
- Printer interface
- RS-323 or 20 mA serial interfaces
- Excellent service access



COMPREHENSIVE SOFTWARE SUPPORT

- Disc operating system (CP/M compatible)
- 16K disc extended BASIC
- Multi-user BASIC
- Cobol compiler
- FORTRAN IV compiler
- Z-80 macro-assembler
- Word processing and Data base management

ADAPTIVE ELECTRONICS NOW OFFERS THE SUPERB RANGE OF CROMEMCO COMPUTER SYSTEMS, PERIPHERALS AND SOFTWARE, INCLUDING SOFTWARE SUPPORT AND PROFESSIONAL HARDWARE BACK-UP

AE ADAPTIVE
ELECTRONICS P/L

77 Beach Road, Sandringham, Victoria, 3191,
Australia. Telephone (03) 598-4422 Telex: 35666

Elac turntable

ELAC IS ONE of the best known manufacturers of turntables in Europe — in particular for its automatic-play models. Indeed many hi-fi enthusiasts who seek auto operation will consider only Elac.

The company is also very well known for its range of top quality stereo cartridges (on which Elac hold many of the original patents). Needless to say many of Elac's cartridge products have been specifically designed for use with auto-changer turntables.

The Elac agency has fairly recently been taken over by Atram Electronics — who also handle such well known names as Uher, Hebel and Isophon.


Atram are anxious to make it as widely known as possible that they now distribute these fine turntables and cartridges — and to help do so they are currently offering our readers a hitherto unprecedented opportunity to purchase them at huge discounts — a spare stylus is thrown in as well. Atram Electronics will back up all units with a full six months warranty for parts and labour.

The initial offer is limited to a total of 100 units — if demand exceeds this, Atram will arrange further supplies — but there could be a delay of a few weeks. In any case please allow at least three to four weeks for delivery.


PC810 \$139 (Retail Price \$250)



The ELAC PC 810 exceeds hi-fi standard DIN 45 500 in all respects. It is a manual and/or fully automatic turntable with record repeater plus automatic changer mechanism. The unit is supplied complete with lid and STS 155-17 ELAC stereo magnetic cartridge, wired as standard for use with mono, stereo or CD-4 four channel systems. The turntable is driven by a four-pole asynchronous motor and is switchable to either 45 or 33 rpm. A fine pitch control is an invaluable feature for those who need to play an instrument along with the recording. The pick-up arm is tubular and is fully balanced in all planes. Stylus force is adjustable from 1-4 grams. Anti-skating bias compensation is provided for both stereo and four channel cartridges. Standard features include — Arm lift: Push button controls: Freewheeling spindle: Automatic end-of-play switch.



The cartridge insert of the ELAC 810 is fitted with the ELAC STS 155-17 high-quality Hi-Fi stereo magnetic cartridge as standard equipment.



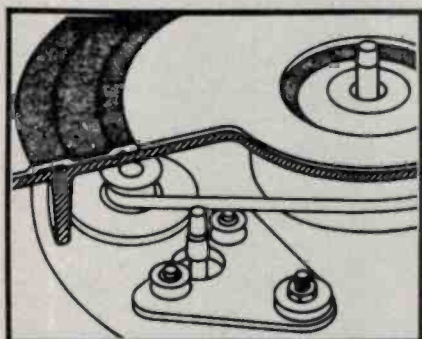
The anti-skating bias compensator permits separate anti-skating adjustment for styli with conical or biradial tip and those with special CD-4 form.

offer!



PC830 \$169 (Retail Price \$300)

It's hardly necessary to state that the PC 830 exceeds DIN 45 500. It leaves it way behind!
The 830 is a unique unit which combines the vibration decoupling advantages of belt drive units with the trouble free running of the classic idler wheel design.



In essence the 830 may be seen as a belt-drive unit but with an idler wheel drive which automatically aids the drive belt whilst running up to speed and also during the inward and outward movement of the pick-up arm. In addition the mechanism ensures that the drive belt is slackened off whenever the turntable is switched off thus preventing belt stretching unevenly. The result of all this is extraordinary smoothness reflected in a wow and flutter figure of 0.08 percent. Rumble is down to 44 dB and signal noise 64 dB. Naturally the unit operates in both manual and fully automatic modes and has a record repeater plus auto changer mechanism. It is supplied with ELAC's STS 355-17 magnetic cartridge and has all the features you'd expect to find on a near-\$400 unit. But you can buy this one (for a limited period) for \$169.

ELAC TURNTABLE OFFER

Please forward ELAC turntable as indicated. I enclose my cheque/postal note accordingly. Please make cheques etc. payable to 'ATRAM OFFER' and post together with order form to 'ATRAM OFFER' c/o ETI, 4th Floor, 15 Boundary St, Rushcutters Bay, NSW 2011.

Name

Address

Post Code

Please specify your choice

ELAC PC 810 TURNTABLE
complete with deluxe base and hinged lid, including STS 155/17 ELAC magnetic cartridge

\$139

(plus \$5.00 post and packaging)


ELAC PC 830 TURNTABLE
complete with deluxe base and hinged lid including STS 355/17 magnetic cartridge.

\$169

(plus \$5.00 post and packaging).

Please, please allow a minimum of three to four weeks for delivery.

Color your thinking with CompuColor 11



...The
Renaissance
Machine

- Color Graphics Display
- Tutorial Software
- Financial Software
- Computer Games
- Personal Data Base
- Fortran, Basic, Assembler
- Text Editor, Utilities

The Renaissance Machine is a "one-of-a-kind" system for the "one-of-a-kind" person who demands, and will not settle for anything less than, the best.

The color machine with the black and white price

Available from

ANDERSON DIGITAL EQUIPMENT PTY. LTD.

MELBOURNE: 1 Expo Court, Mt. Waverley, (03) 543 2077. SYDNEY: (02) 808 1444.

Your local dealer:

Newcastle: D.G.E. Systems Pty. Ltd. (049) 69 1625 • Canberra: A.D.E. (062) 58 1811

Brisbane: A.D.E. (07) 59 6436 • Adelaide: Applied Data Control Pty. Ltd. (08) 79 9211

Perth: W. J. Moncrieff Pty. Ltd. (09) 325 5722 • Hobart: Management Technology. (002) 34 4522

Darwin: Direct T.V. and Electronic Services (089) 81 9313

NEW ZEALAND:

Wellington: A.D.E. 64 4585 • Auckland: A.D.E. 87 6570 • Christchurch: A.D.E. 79 0210 — 89 7598

NEW GUINEA: Komputel Systems. 42 3924

Also Sydney — Logic Shop 699 4910. Melbourne — Logic Shop 51 1950



DEALER ENQUIRIES
WELCOME

FIGURE 3A

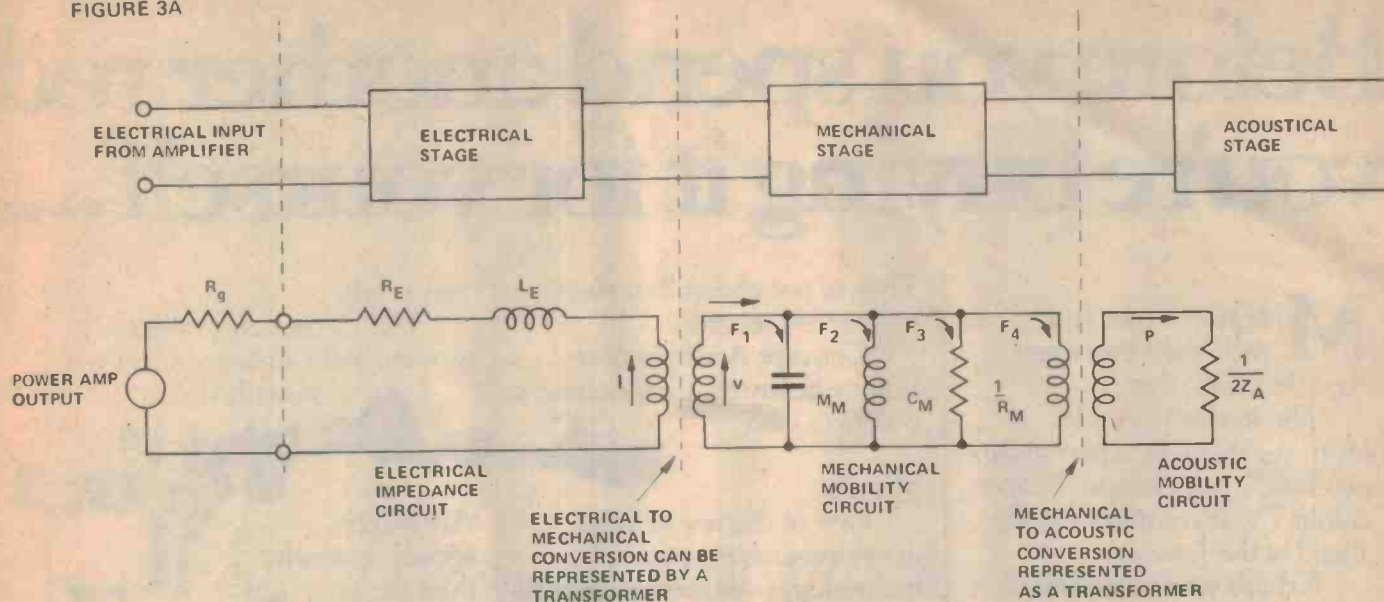


FIGURE 3B

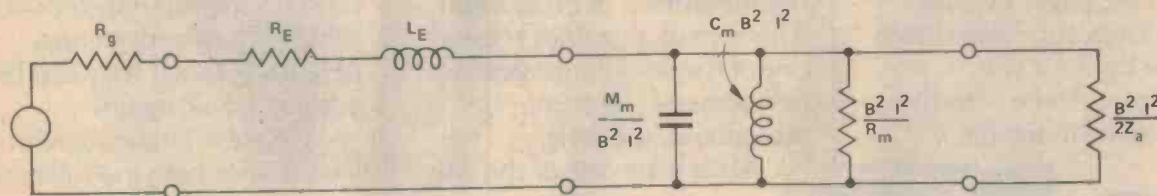


Figure 3. Equivalent circuit for a typical moving-coil direct-radiating driver mounted in an infinite baffle.

Just as an electronic circuit can look complex, but can be broken down into smaller and simpler circuits, so too can any acoustic or mechanical problem.

We can represent a complete picture of a dynamic loudspeaker by a circuit diagram showing electrical/mechanical and mechanical/acoustic conversions (see Figure 3a).

The power amplifier is connected via a net series resistance R_g , to the terminals of the loudspeakers. This resistance is the result of the internal resistance of the power amplifier and connecting cables. Since the voice coil is a coil of wire it possesses both inductance and resistance. The applied electrical signal sees these two in series and we represent this by the resistance R_E and the inductance L_E . The "E" simply implies that these are electrical quantities. Current flowing in the voice coil gives rise to the magnetic field that causes mechanical movement of the voice coil and cone assembly. This conversion of electrical to mechanical energy is represented in the circuit diagram as a transformer. Voltage across the primary is represented by the letter "e" and gives rise to velocity 'v', of the voice coil and cone assembly at the secondary of the transformer.

The total force applied by the voice coil ("F") is shown in the mechanical stage as "flowing" through the "wires" just as current would flow through the wires of an electrical circuit. This force sees three mechanical components in parallel, a mechanical capacitance M_M , a mechanical inductance C_M and a mechanical resistance, $1/R_M$. The mechanical capacitance M_M is caused by the mass of the cone. As frequency rises inertia comes into play and it becomes increasingly difficult for the cone to follow the input voltage waveform. The mass of the cone causes a frequency response roll-off at higher frequencies. This could be represented either by an inductance in series or a capacitance in parallel with the load. In Figure 3 this has been shown as the parallel capacitance, M_M .

A loudspeaker cone has a certain springiness, due to the nature of the cone's suspension and the overall construction of the particular driver. We specify this springiness by a spring constant, which is simply a number, represented by the letter 'k'. In loudspeaker technology we more often use the term compliance rather than spring constant. Compliance C_M , is defined as:

$$C_M = \frac{1}{k} \quad \text{where 'k' is the spring constant.}$$

The compliance impedes large movement of the cone. Since bass frequencies require longer cone excursions the compliance of the driver causes a frequency response that falls as frequency decreases. This can be represented as a capacitance in series or an inductance in parallel with the load. In Figure 3 the compliance C_M is represented as an inductor in parallel with the load.

The remaining term in the mechanical part of the loudspeaker circuit diagram is the mechanical resistance. Just as all circuit elements in an electronic circuit have resistance, so to does the mechanical circuit. The resistance is seen in series with the whole mechanical circuit and could be represented as a series resistor or a parallel inverse resistance. If R_M is the mechanical resistance of the circuit, an inverse resistance is defined as:

$$\frac{1}{R_M}$$

In Figure 3a force is shown as 'flowing' in the mechanical 'wires'. The total available force is shared into four major

Before you spend another red you're buying it for yourself....

Most people buy hi-fi with their eyes open. And their ears shut.

The reason is simple. Hi-fi, for them, is "a peer group purchase". Just like a new car or colour TV. It's a way of staying ahead of the Joneses'.

If that's your reason for buying hi-fi take our advice, and turn the page. Because nothing Concept Audio have would be right for you.

Concept Audio is in the business of introducing



innovative audio concepts to the high-fidelity enthusiast. The equipment we sell is not chosen for its fame or glamour, but because it improves sound reproduction.

Empire.

Reasonably, the place for Concept Audio to begin was at the sharp end of sound.

Empire of New York has played a major role in developing the phono cartridge. Today they produce a range of unique cartridges that reduce record wear, improve channel balance and eradicate hum.

They're not cheap, but then neither are records.

Concept Audio import Empire Scientific Corporation's products.

Mirsch.

One of the few genuine developments in speaker technology over the last decade has been the controversial work of Olle Mirsch of Stockholm. This remarkable man created one of the world's first practical orthocoustic, or omni directional, speakers.

Mirsch are one of the few



companies producing genuine orthocoustic speakers. They are also generally considered to be the world's best.

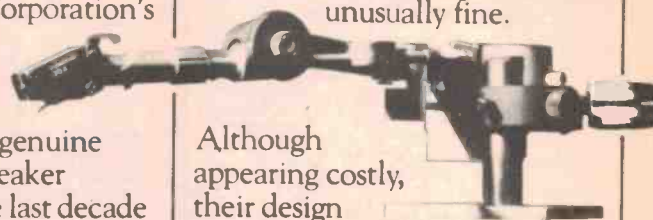
Concept Audio are Mirsch representatives.

Dynavector.

Dr. Tominari has no qualms about charging generously for the products of his particular brand of genius. Dynavector produce the world's best tone arms. Their design is exceptionally sophisticated. And their engineering near perfect. They are also

very costly.

The Dynavector range of moving coil cartridges are also unusually fine.



Although appearing costly, their design is such that in the main they need no step-up transformer to achieve their performance heights. As such they can be considered a bargain.

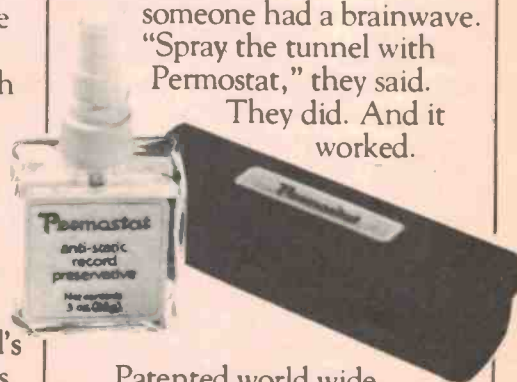
Concept Audio represent Dynavector here in Australia.

Permostat.

Anyone who has ever done physics has seen the effect of rubbing fur on a glass rod. The rod becomes electrostatically charged. And will attract, like a magnet, iron filings, bits of paper and dust.

Recently the people who run lotto in W.A. found static electricity was stopping those vital little numbered balls from tumbling out correctly. Then someone had a brainwave. "Spray the tunnel with Permostat," they said.

They did. And it worked.



Patented world wide, Permostat is a unique anti-static spray that renders record surfaces free of dust.

cent on Hi-fi, decide whether or the people down the street.

Research scientist Leonard Feldman states, "Permostat will preserve the life of any record without loss of sound acuity."

Permostat is brought to Australia by Concept Audio.

Hafler

For nearly twenty years American sound purist, David



Hafler manufactured under the Dynaco label. He's now changed direction. A year ago David Hafler began producing superb sound electronics.

Normally finicky, "Stereo Review" says of his DH-101, "a preamplifier of perfect electrical performance". "Audio Critic" comments on his DH-200 Power amp "We can think of no greater editorial delight than to be able to recommend a truly superior piece of audio equipment".

David Hafler equipment is, of course, available in Australia through Concept Audio.

Rega.

They invented the steam engine. And were too polite to exploit it. They invented the jet engine. But were reticent about it. They invented the computer. And missed out with

that too.

But the British, despite their rectitude, are a remarkable people. From Britain comes the Rega Planar turntable. However, hand-built, it comes somewhat intermittently. And without instructions.

Designed and built by the eccentric Mr. Gandy to quite extra-ordinary standards (even its platter is lead crystal). The Rega Planar is a turntable suitable only for the fastidious few.

If you're one of them, contact Concept Audio. And we'll do our best.




Jennings Research.

One of the unfortunate aspects of increased public interest in hi-fi is the quaint belief that expense equates with excellence.

With speakers this simply isn't true. The genius of a great speaker is not in costly parts but in gifted design.

Jennings Research of California design and manufacture superb sounding and uncommonly good looking speakers. Curiously, they don't carry expensive price tags. The reason is personal. But the advantage is yours.



Jennings speakers are yet another Concept Audio product.

Concept Audio

Thank you for coming this far with us. Our products are our company. If we can tell you more of their story, fill in the coupon below.

Dear **Concept Audio**
I would like to know more about _____
Name _____
Address _____

Postcode _____

Concept Audio
Where only the very best is good enough.

Concept Audio Pty. Ltd.,
22 Wattle Road, Brookvale,
N.S.W. 2100.
Tel: (02) 938 3700

CA 401/HR

Brand Management

parts; the forces needed for the mass M_M , the compliance C_M , the mechanical resistance R_M and the load. If we define these four forces as F_1 , F_2 , F_3 and F_4 respectively, we can say that

F (the total force available) = $F_1 + F_2 + F_3 + F_4$, and this has been shown in the mechanical circuit diagram. We have to represent the series resistance as an inverse resistance, $\frac{1}{R_M}$ and place it in parallel

with the load, to illustrate the way it obtains its part of the total available force (F).

In this case the load is the primary of the mechanical/acoustical transformer. Of course this transformer doesn't actually exist. It is merely a way of representing the conversion of mechanical energy to acoustic energy by the interaction of air molecules with the surface of the loudspeaker cone. Mechanical force in the primary of the transformer is converted into sound pressure 'p', in the acoustic circuit.

In Figure 3a it is assumed that the loudspeaker is mounted in an infinite baffle. This is a partition that extends to infinity in all directions, cutting the universe into two halves, with a hole in which the loudspeaker is mounted. This is just a little impractical, but the only important thing is that no sound produced by the back of the speaker cone can interact with the sound from the front.

In order to move air molecules, the cone must do work so the air impedes movement of the cone. This impedance is called the acoustic impedance and is represented in the circuit diagram by Z_A . Since the loudspeaker is mounted in an infinite baffle the acoustic impedance is the same on both sides of the cone and becomes $2Z_A$.

We are now in a position to understand the causes of variations in the electrical impedance and acoustic radiated power. As was shown earlier, the back EMF is one of the dominant forces acting to increase the driver's impedance. It is related to the velocity of the loudspeaker cone as was indicated by Equation 2. If the motion of the cone is impeded, i.e.: if the cone is held, the velocity must decrease, causing a decrease in the amount of back EMF. The decreased back EMF will cause a drop in loudspeaker impedance. So an increase in mechanical impedance causes a decrease in electrical impedance. With this in mind the electrical/mechanical/acoustic circuit diagram of Figure 3a can be converted into the all electrical circuit diagram of Figure 3b.

This circuit predicts the impedance

characteristics of the driver. A generally increasing impedance with frequency is caused by L_E , while M_M , C_M , and R_M form a damped parallel resonant circuit. We would expect a sharp increase in impedance at one frequency, dropping to the dc resistance of R_E and R_G and then slowly rising as frequency increases. This is exactly the response as shown in Figure 2 which is the measured impedance response of a typical 12 inch (300 mm) woofer. This resonance point is called the fundamental resonance of the driver, and being a function of the compliance of the driver, can be expected to decrease in frequency a little as the driver wears in. This is the reason some loudspeaker experimenters "run in" the driver before measuring resonant frequency.

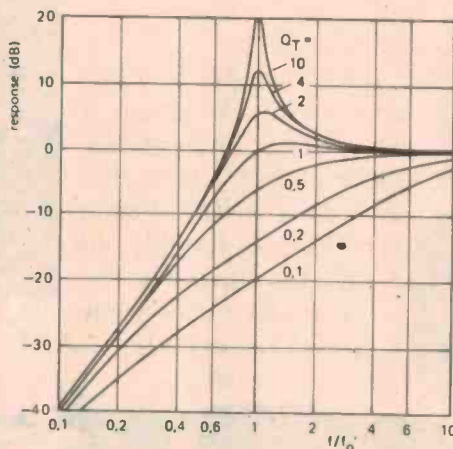


Figure 4. Normalized frequency response of a typical low frequency loudspeaker for different values of Q_T (after Hermans & Hull, Electronic Applications Bulletin, Vol. 35, No.2., Feb. 1978, Philips).

A more accurate model

The model of the loudspeaker developed so far has assumed that the shape of the loudspeaker cone remains unchanged and moves as a "rigid piston", following the input signal. This rigid piston theory works well at predicting the characteristics of drivers at low frequencies. At higher frequencies inertia again comes into play and the cone can no longer be considered as a rigid piston. If the driver remained a rigid piston throughout the audio spectrum its frequency response would fall off at a rate of 12 dB/octave at higher frequencies, limiting its useful frequency range.

The equation showing the relationship between the frequency of a sound and its associated wavelength is

$$\lambda \nu = V_A$$

where V_A is the velocity of sound in air
 λ is the wavelength in meters
and ν is the frequency in Hertz.

The equation shows that the wavelength of sound decreases as frequency is increased. It should be noted that the velocity of sound depends on the medium in which the wave is propagating. The velocity of sound in the loudspeaker cone will be substantially different to that in air. Using this equation we can calculate the frequency at which the wavelength of sound approaches the radius of the loudspeaker cone. For a 300 mm (12 inch) loudspeaker this frequency is around 400 Hz and it is at this frequency that the rigid piston theory starts to come unstuck. Above this frequency the sound wave propagates up the cone, hopefully to be damped in the rubber surround. The sound wave is attenuated as it moves through the cone, and this attenuation effect increases with increasing frequency, causing a decrease in the effective cone diameter. This is the effect that enables a single cone loudspeaker to operate over a wide frequency range, since the decreasing effective cone diameter decreases the inertia presented to the coil assembly at higher frequencies. It should be noted that, in this range of the frequency spectrum, the rim and the cone will be radiating in anti-phase with the coil assembly. The way the cone material and suspension react to this multiple wave propagation is one of the biggest differences between a good driver and a poor one. It is for this reason that metal cones for instance are so often unsuccessful. Their ability to damp multiple resonances is generally poor in comparison to materials like paper or plastics.

Damping and Q-factor

In midranges and tweeters the drivers can be operated in frequency ranges that exclude their fundamental resonances. The crossover points are usually chosen so that at least one full octave exists between the crossover point and the fundamental resonance. In the case of bass drivers however it is necessary to operate the driver at and below the resonance of the woofer.

This is the main reason so many different bass loading principles have been developed. The fundamental resonance of the bass driver must be damped so that an acceptably flat frequency response can be established. If the resonance is not damped adequately, the all too common 'one note bass' sound results. This is a particularly noticeable and fatiguing loudspeaker fault and considerable effort must be spent on obtaining a smooth bass end response.

Since the loudspeaker is a resonant circuit the amount of damping can be specified by quoting the Q or quality factor. Q is defined by:

$$Q = \frac{f_0}{f_1 - f_2}$$

where f_0 is the frequency of the fundamental resonance, and f_1, f_2 are the 3 dB points.

Figure 4 shows a graph of bass-end frequency responses at a variety of Qs. Although the flattest response appears to be given by the case when the $Q=1$, this is not the optimally damped case and some boomy bass often occurs in bass systems with Qs around unity. The best Q is probably about 0.5. The bass is not boomy but is also not over-restricted which can happen if the Q drops to around 0.2 or 0.3. The best damping for any specific case needs to be established by experiment and ultimately, as always, the ear must be the final test.

Loudspeaker compliance, the total mass of the cone and the net series resistance with the voice coil, all determine the response of any loudspeaker system and any or all of these can be adjusted in order to achieve the optimum damping and frequency response. In practice, adjustments to the Q of the system are done by modifying the compliance and acoustic mass and resistances caused by the loudspeaker enclosure rather than modification of the driver itself.

The enclosure

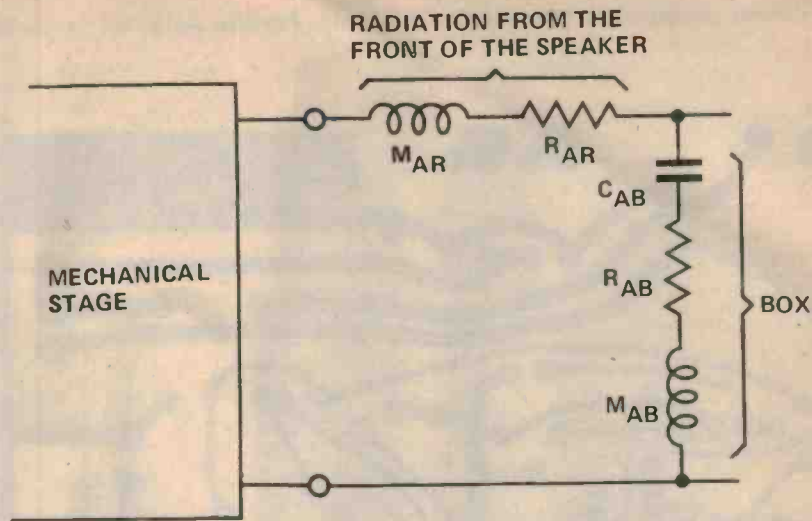
The circuit in Figure 3 has been developed assuming that the driver is mounted in an infinite baffle. The air load on the cone of the loudspeaker is represented by an impedance of value:

$$\frac{1}{2Z_A}$$

When the driver is mounted in a practical loudspeaker enclosure, this acoustic impedance becomes a little more complicated and the circuit in Figure 5 replaces the simple resistor of Figure 3. This new impedance is made up of two major components. The radiation impedance from the front of the box (M_{AR}, R_{AR}) is related to the size of the baffle and is independent of the volume of the box.

The volume of air that the driver has access to is related to the effective radiating area of the cone and to the size of the baffle. Since bass frequencies have a greater dispersion than higher frequencies the volume of air accepting the radiated sound increases at lower frequencies. So the impedance on the front of the cone will be greatest at

Figure 5. Equivalent circuit diagram for the acoustic stage of a direct-radiating moving-coil driver mounted in a sealed enclosure.



higher frequencies. If the size of the baffle is large in comparison to the radiating size of the driver the box approximates an infinite baffle down to a lower frequency than it would otherwise, and the frequency at which the driver has access to a 360° radiation pattern is decreased. This is represented by the series combination of the inductance M_{AR} and R_{AR} , which gives an impedance characteristic that increases with frequency like the front radiation.

The second component of the radiation impedance is caused by the enclosed volume of air within the box. If we consider a sealed enclosure the volume of air within the box will be compressed by the driver. So the enclosure volume will affect the overall compliance of the loudspeaker system. This acoustic compliance is represented in Figure 5 by the capacitance C_{AB} . The effect of this is to increase the stiffness of the loudspeaker cone resulting in an increase in the fundamental resonance of the enclosure.

The volume of air in the box will also have an equivalent mass represented by the inductance M_{AB} . This mass will also affect the resonance of the system by increasing the overall mass of the cone. The acoustic resistance with the enclosure is shown in Figure 5 as R_{AB} .

The final resonant frequency of the driver in the box is a function of the total effect of all the compliances and masses in the system. If the total mass is represented by M_a and the total effect of the compliances is C_a then the resonant frequency of the system will be given by the equation

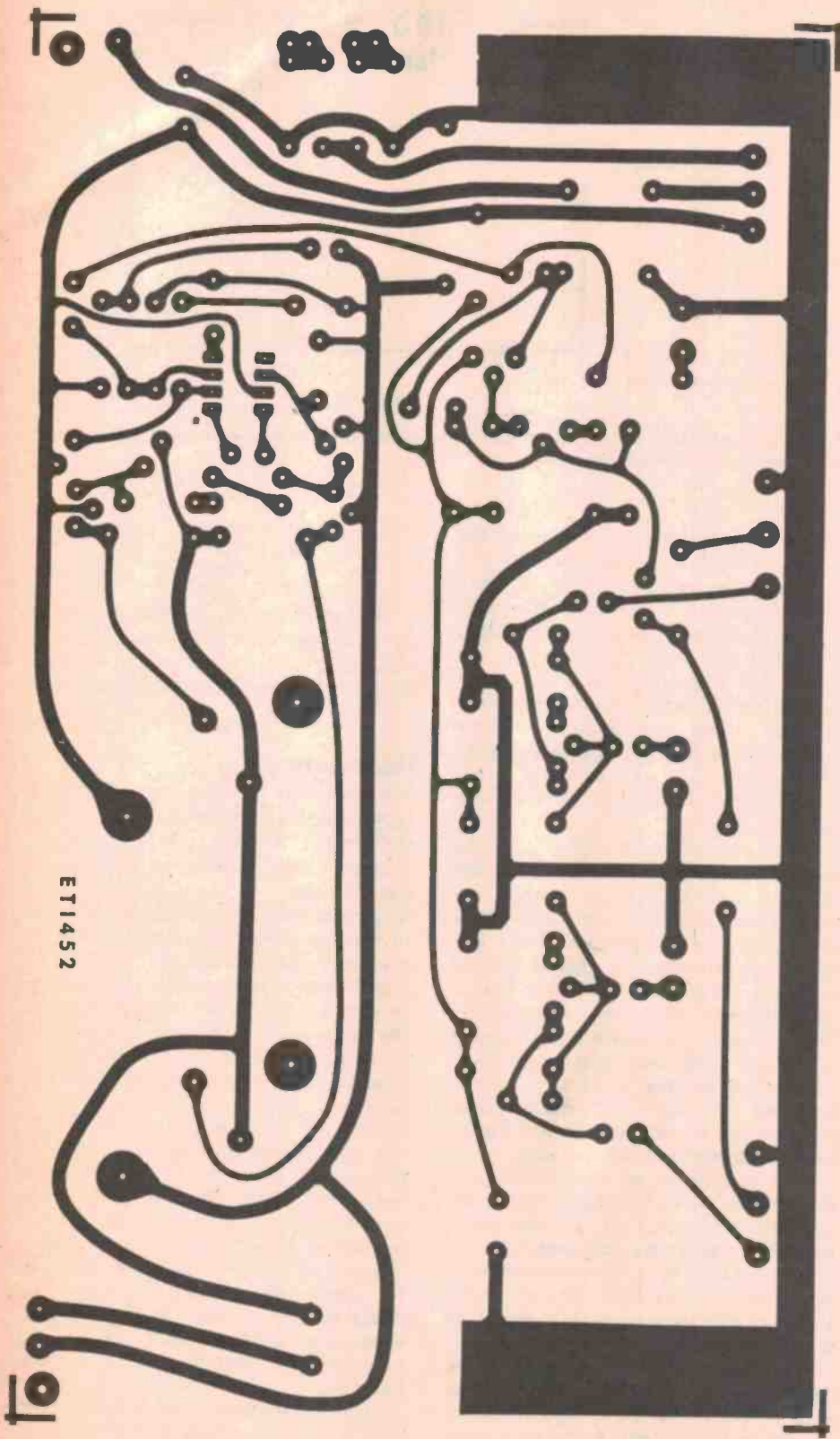
$$f_0 = \frac{1}{2\pi\sqrt{M_a C_a}}$$

The equation shows that a decrease in either the total mass or compliance will cause an increase in the resonant frequency of the loudspeaker system.

Resonances

The acoustic circuit in Figure 5 represents the reactances caused by the enclosure around the resonant frequency, but as usual in loudspeaker science things get more complicated as frequency increases. As the wavelength of the sound wave produced inside the enclosure becomes shorter the box no longer acts as a simple spring. The produced wave travels from the back of the driver towards the rear and sides of the cabinet, where it is reflected back towards the driver. This sound wave will interact with the cone, either reinforcing or impeding the motion of the cone depending on the particular frequency. This results in successive rises and dips in the frequency response and for this reason it is important that this reflected wave is damped as much as possible. In order to absorb this unwanted energy the enclosure is usually lined with an absorptive material such as bonded mineral wool, acetate fibre or bonded hair felt.

The most important parameter of any of these materials is that they are reasonably open. If the material is too dense it will not only have little absorption but it will decrease the total available volume within the box. ▶



Generally a layer of 25 mm speaker innerbond on the back, sides, top and bottom is about right.

Lining the box also has the effect of altering the acoustic resistance on the back of the cone. This effect is often used to increase the damping and thereby decrease the Q of the system resonance. Usually the necessary damping can be only partially achieved and it is necessary to partially fill the box with an absorptive material as well. If the enclosure is completely filled sound waves within the enclosure are converted into heat in the filler material. Normally this overdamps the box resulting in a Q sometimes as low as 0.1.

Filling the box has one other major effect. Owing to the heating of the material inside the box and its different density to that of air, the velocity of sound within the enclosure is reduced dramatically. The speed of sound in air is around 344 m/s and this could drop to as low as 292 m/s. This has the effect of increasing the compliance of the enclosure and thereby decreasing resonant frequency in the same way as increasing the box volume would. An optimally filled box could appear some 30% to 40% bigger than it really is.

Throughout this article we have discussed the sealed enclosure, leaving explanations of other bass loading techniques to a later time. One of the most common enclosures is the bass reflex, which uses a port cut in the baffle to augment the bass radiation of the driver. The acoustic circuit diagram must show the effects of the mass, compliance and resistance of the port in addition to those shown for the rest of the box, making the loudspeaker equivalent circuit even more complicated. Both the bass reflex and the sealed enclosure are capable of very good results and it is not possible to state simply which is better. We have omitted a detailed discussion of the principles of the bass reflex loudspeaker simply for the sake of simplicity.

Next month we will deal with the problems of mating a collection of drivers to form a completed loudspeaker — another project in our 'Series 4000' line-up of hi-fi components.

Don't miss it!

References

Hi-Fi speaker systems; D. Hermans and M.D. Hull, Phillips applications bulletin 35/1 and 35/2.

Vibration and sound radiation of loudspeaker diaphragms; A.J.M. Kaizer.

Loudspeakers in vented boxes: A.N. Thiele.

For your records, it's A-1.

Want to hear everything on your records?
Don't just boost the volume: cut the distortion.

Our new A-1 amplifier cuts it to less than 0.008%. Your music's going to sound as it did in the studio.

Press the exposed control marked DISC. You eliminate tone and filter control circuitry. It makes the difference between 0.02% distortion and 0.008%.

Another cut on the A-1 is clutter. Only essentials are exposed. Controls such as the built-in MC head amp are hidden, under a drop down front panel.

When you do feel like boosting the volume, there's up to 70W per channel in reserve.

Take a favourite record to your Yamaha dealer. Listen to your first A-1 experience.

You'll want your records to sound like that, always.

YAMAHA A-1 DC direct coupled amplifier
Minimum Output Power: 20-20,000 Hz 70 + 70 watts
Total Harmonic Distortion: less than 0.005%
IM Distortion: less than 0.003%
Phono S/N Ratio: over 85 dB
Phono MC S/N Ratio: better than 70 dB
Residual Noise (DISC ON) less than 50 uV,
Frequency response (RIAA) 20 Hz 20 kHz 0 ± 0.2 dB
Tune to SP out: 20 Hz to 20 kHz + 0, -0.2 dB
Power consumption 215W
Dimensions (WxHxD) 435 x 117 x 381mm 17½" x 4½" x 15"
Weight 15.8 kg (34 lbs 12 oz.)



N.S.W. Sydney. Leisure Sound, Sydney—Park HiFi, Sydney—Leisure Sound, Artarmon—Russin Electronics, Ashfield—Allied HiFi, Crows Nest—Audiocom Stereo HiFi Sales, Eastwood—Audiocom Stereo HiFi Sales, North Rocks—Len Wallis Audio, Lane Cove—Warringah HiFi, Mona Vale—Miranda HiFi, Miranda—Miranda HiFi, Parramatta—Miranda HiFi, Roselands—Miranda HiFi, Taren Point—Country Newells Music Centre, Armidale—Max Ingersole, Bathurst—Byron Bay TV Sound Centre, Byron Bay—Melody Music, Dubbo—Forster Colour Television, Forster—Greigs Music House, Goulburn—Miranda HiFi Gosford Pty. Ltd., Gosford—Lismore HiFi, Lismore—Music Centre, Murwillumbah—Newcastle HiFi, Newcastle—Melody Village, Port Macquarie—Springwood HiFi, Springwood—HiFi House, Wollongong—Duratone HiFi, Phillip A.C.T.—VICTORIA Melbourne—Natsound Pty. Ltd., Melbourne—Radio Parts Group, Melbourne—George Hawthorn Electronics, Armadale—Selim Electronics, Camberwell—Soundair Centre, Caulfield—The Soundcraftsman, Caulfield—Beland Electronics, Cheltenham—Radio Parts Group, East Malvern—Tivoli HiFi Pty. Ltd., Hawthorn—Denman Audio, St. Kilda—Country Daryl Smailes Car Radio, Albany—Belmont Stereo Systems, Belmont—Prouds Audio World, Bendigo—Steve Bennett Audio, Geelong—Tattersalls Sound Centre, Shepparton—John Martin Music Studio, Swan Hill—Martin Hill Hi-Fi, Morwell—TASMANIA Nine Wilson St. Hi-Fi, Burnie—Downtown HiFi, Devonport—Teak House Pty. Ltd., Hobart—Begent McGuire, Launceston—QUEENSLAND Brisbane. Reg Mills Stereo, Brisbane—Stereo FM Centre, Brisbane—Living Sound Centre, Ashgrove—HiFi Sales Kipparing—Country and Coast Adcocks Agencies, Ayr—Andersens Music Store, Bundaberg—Warehouse Traders, Cairns—D.J.L. Electronics, Caloundra—The Sound Centre, Coolangatta—GJS Electronics, Gladstone—Buckleys Music Centre, Grafton—Hoopers Music Centre, Gympie—Mackay Audio Centre, Mackay—Keller Electronics, Maryborough—Custom Sound Centre, Nambour—Premier Sound, North Rockhampton—Gold Coast HiFi, Southport—Geoff Bradford HiFi, Toowoomba—SOUTH AUSTRALIA Adelaide. Trak 1 HiFi, Adelaide—Sound Dynamics, Adelaide—Blackwood Sound Centre, Blackwood—Revolver HiFi, Goodwood—Blackwood Sound Centre, North Adelaide—Country Music Sales, Berri—Audio Sonics, Gawler—Chessers, Port Lincoln—Harding and Manning Electrical, Whyalla—NORTHERN TERRITORY Murray Neck Pty. Ltd., Alice Springs—Pflitzers Music House, Darwin—WESTERN AUSTRALIA Perth. Audio Centre Pty. Ltd., West Perth—Audio Distributors, Mosman Park—Western Amplification, Nedlands—Audio Centre Pty. Ltd., Victoria Park—Denham HiFi, Albany—P. F. & J. E. Collins, Bunbury—Park Music, Rockingham—Wickham Sound Lounge, Wickham.

The Nakamichi 480 two-head cassette deck

Little brother to the 680 (see Sept. '79 issue), this machine also features the 'diffused resonance' transport, metal tape facility and 'exemplary' performance.

HAVING REVIEWED the Nakamichi 680 three-head cassette deck in the September '79 issue of ETI we were pleased to review a less expensive Nakamichi machine. The 480 is the down-market version of the 680 and 582 (ETI July '79). The manufacturer's philosophy for this machine is to maintain quality of performance through deletion of various options that cater for the faddist and the person who is looking for the ultimate in frills. The machine does not compromise in quality, but rather in the number of controls.

The front of the deck is very similar to the 582 and features on the left hand side a power on/off switch, a stereo phone socket and a cassette well (which is pneumatically damped on eject), with a three level escutcheon on the right hand side of the cassette well.

The top row of this escutcheon contains a 3 digit counter and two peak reading VU meters (covering the range -40 to +7) which are illuminated when the unit is switched on. The second row contains the eject button for the cassette deck, the counter re-set button and two separate slide controls in a linear array for adjusting the record level for left and right channels respectively. Whilst this provides a neat appearance we do not regard it as a good ergonomic design feature. It is not as convenient nor as efficient as two separate slide controls one above the other or side by side, which allows for adjusting two channels simultaneously.

The bottom row contains electronic touch switch controls for record, rewind, stop, play, fast forward and pause with illuminated bezels being activated by the record, play and pause buttons. The last set of pushbutton controls in the bottom right hand corner is the memory on/off switch which allows the inbuilt memory to return to the zero position when the memory button is switched on and the rewind control is activated.

The other controls are a multiplex in/out switch for recording off FM radio, a Dolby in/out switch, two tape selector switches which are labelled SX (for chromium dioxide or chrome equivalent tapes) EX (for low noise gammaferric oxide tapes) and ZX (for metal alloy tapes). The last control is the equalisation switch with 120 microseconds for gammaferric oxide and 70 microseconds for chrome and metal alloy tapes.

The rear of the cabinet is sparse, featuring two pairs of RCA coaxial sockets for line input and output and a remote control socket for use with the Nakamichi RM100 Remote Control Module.

The inside of the cabinet presents a colourful sight with one large L-shaped printed circuit board containing all the main components with the exception of the transformer, power switch and cassette drive mechanism. This is beautifully labelled with each individual component being clearly identified, making the task of a serviceman

delightfully easy. One feature we did not like was the mounting of the fuses on the underside of the board which would necessitate taking off the bottom cover rather than the top cover to replace a fuse in the event of its failure. Nakamichi, like many manufacturers, believe however that if a fuse blows something more serious has happened, and this falls into the domain of "No user serviceable parts inside". The cassette mechanism appears to be very similar to that used in the 582 model and is based on the diffused resonance principle.

Evaluation

The objective testing presented no surprises. The replay frequency response of the unit provided us with an exemplary performance of ± 3 dB from 10 Hz to 20 kHz with gammaferric oxide and chrome or chrome equivalent tape and 10 Hz to 15 kHz with metal oxide tape. It should be noted that the performance with the metal oxide tape still extended smoothly to 20 kHz being only 4 dB down at that frequency.

The record to replay frequency response proved to be more interesting in that none of the tapes were able to go beyond 18 kHz although the performance with standard gammaferric oxide, chrome and metal oxide was unusually smooth and quite outstanding. With the low noise gammaferric oxide the performance extended to 14 kHz with Dolby in and 18 kHz with Dolby



out at the -3 dB point, whilst with Synchronic and TDK metal oxide tape it extended to 18 kHz with a remarkably smooth response. An 18 kHz limit in terms of record to replay does not greatly concern us as there is little or no recorded content beyond that in either live or dubbed material which the normal user would seek to record.

The signal to noise performance of the equipment is dominated by the 50 Hz mains hum component such that the unweighted signal to noise ratio with Dolby out is 45.5 dB and the unweighted signal to noise ratio with Dolby in is -52 dB. The A-weighted figures are substantially better and with Dolby in reach an acceptable level of -62.5 dB (A). (These figures were better

than achieved by the Nakamichi 680 cassette recorder). The wow and flutter figures are particularly good and result from the use of the diffused resonance drive mechanism. This achieves a weighted flutter of 0.04% RMS which was better than that achieved by the 680 model.

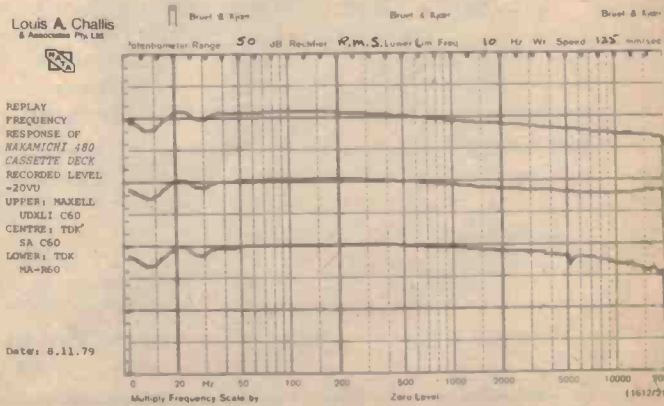
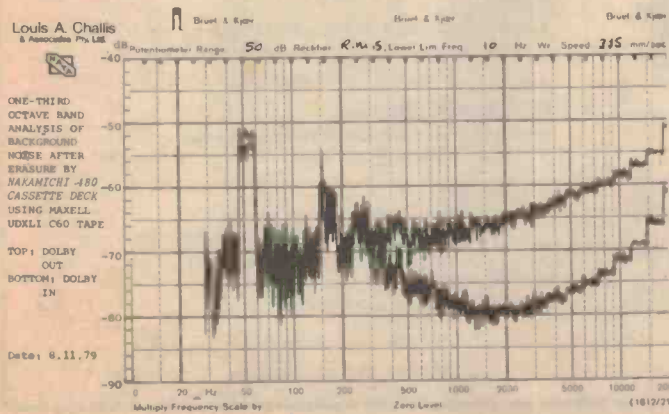
The distortion characteristics are very low and at -6 VU are better than the average listener would ask for. At 0 VU the distortion starts to rise significantly, reading 2.2% at 6.3 kHz because of the saturation of the tape. The maximum input level on the machine for 3% third harmonic distortion is +4 VU on conventional low noise gamma ferric oxide tape and the additional 3 dB range on the VU meter

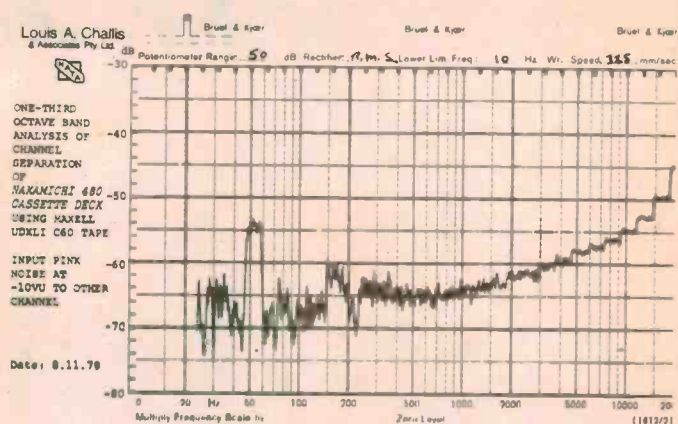
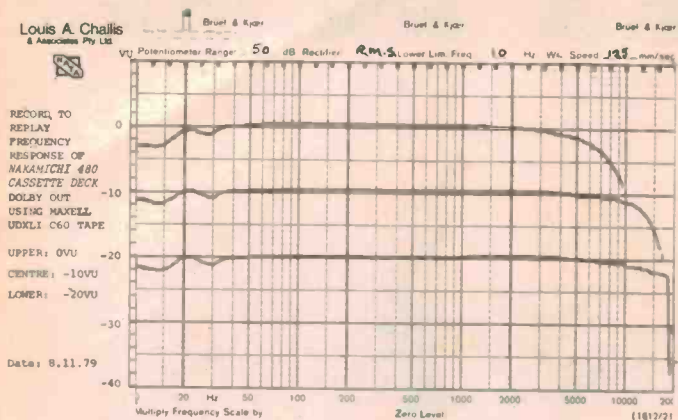
would increase the distortion level to a completely unacceptable level.

The erasure ratio on Maxell UD XL exceeds 94 dB whilst the erasure ratio of metal oxide tape exceeds 74 dB. These erasure ratios are excellent and completely inaudible.

Subjective

The subjective assessment of the machine highlighted a number of interesting factors. Firstly we did not like the record level controls being separated in a single line as opposed to a parallel line. This may be perfectly alright for recording in our laboratory tests, but in normal home use when recording off tape, radio or external microphones (with a separate preamp-





lifier unit) this was just not to our liking. The paucity of controls is, however, not a cause for complaint, in that most people do not want the number of facilities that are incorporated in more expensive machines such as the 680. We did not miss the play back level controls as this function should be realistically accommodated by the volume control on the preamplifier unit with which the cassette deck is connected.

The single stop memory control is simple and proved to be adequate for normal listening. The VU meters may not be as flashy as fluoroscan displays but the 40 dB effective viewing range that they provide proved to be more than adequate and also convenient. In keeping with the touch controls that Nakamichi have used over the last ten years, the main function controls were

positive and delightful to use. The internal switching logic neatly took care of nasty switching from rewind to play, fast forward or stop without any complications.

Conclusions

The quality of the reproduction was the most outstanding feature and most probably the "piece de resistance" of this deck. Whilst the 680 may cost three times the price, we were unable to subjectively detect any worthwhile advances in performance in that machine when compared to the 480. Given a choice between the 480 and 680, we feel that the 480 offers comparable (and in some areas better) performance at a fraction of the price. Nakamichi cassette recorders are obviously not everybody's cup of tea (because they cost more) but the 480

must come very close to matching the conflicting requirements of price and performance.

THE NAKAMICHI 480 2-HEAD CASSETTE DECK

Dimensions: 450 mm wide x 135 mm high x 289 mm deep

Weight: 6.4 kg Price: \$399
Manufactured by Nakamichi Corporation, Tokyo, Japan.

Absolute copyright in this review and accompanying measurements is owned by Electronics Today International. Under no circumstances may any review or part thereof be reprinted or incorporated in any reprint or used in any advertising or promotion without the express written agreement of the Managing Editor.



Louis A Challis and Associates Pty Ltd

MEASURED PERFORMANCE OF THE
NAKAMICHI 480 CASSETTE DECK, SERIAL NO. A3045 05886

RECORD TO REPLAY FREQUENCY RESPONSE AT -20VU:

Tape	Dolby	Lower -3dB Point	Max. Point & Frequency	Upper -3dB Point
Maxell UD XLI C60	In	15Hz	0.5dB @ 11.5kHz	14kHz
Sony C-60CR	Out	15Hz	1.0dB @ 10kHz	18kHz
TDK MA-R60	Out	15Hz	3.0dB @ 15kHz	>18kHz

SPEED ACCURACY: 0.15%

WOW AND FLUTTER: WOW: Average 0.1% p-p
Flutter: Unweighted 0.095% RMS
Weighted 0.04% RMS

HARMONIC DISTORTION: (Utilising Maxell UD XLI C60)

OVU:	100Hz	1kHz	6.3kHz
2nd	-49.2dB	-	-46.4dB
3rd	-43.1dB	-43.5dB	-33.2dB
4th	-	-	-
5th	-50.6dB	-57.0dB	-
THD	0.83%	0.68%	2.2%

-6VU:

2nd	-53.7dB	-	-53.7dB
3rd	-50.3dB	-53.0dB	-40.7dB
4th	-	-	-
5th	-54.5dB	-	-
THD	0.41%	0.22%	0.95%

NOISE: (re 0VU, utilising Maxell UD XLI C60)

Dolby Out	-45.5dB(Lin)	-51.0dB(A)
Dolby In	-52.0dB(Lin)	-62.5dB(A)

MAXIMUM INPUT LEVEL: (for 3% third harmonic distortion at 1kHz utilising Maxell UD XLI C60) +4VU

ERASURE RATIO: (for 1kHz signal recorded at maximum input level, utilising Maxell UD XLI C60) >94dB

DYNAMIC RANGE: (utilising Maxell UD XLI C60)

Dolby Out	49.5dB(Lin)	55dB(A)
Dolby In	56.0dB(Lin)	66.5dB(A)

The \$399* Nakamichi



New Nakamichi 480 metal compatible 2 head cassette deck.

If you know Nakamichi products, you'll know \$399* sounds too cheap for real Nakamichi quality. But if you know Nakamichi, the man, you won't be that surprised.

Nakamichi's genius for innovation has created a new Nakamichi range that makes brilliant reproduction at incredibly reasonable prices a reality.

Take the new 480. It is the personification of Professor Nakamichi's latest technology and his policy of producing components with an excellent performance/cost ratio.

Nakamichi 480 can play and record conventional and the new metal tapes and is available with an optional remote control unit. It has a frequency response of 20Hz-20KHz (-20dB Rec. level), wow and flutter less than 0.11 percent WTD peak, 0.06 percent WTD rms, signal to noise ratio (Dolby NR In, 70us) — better than 62dB at 400 Hz, 3 percent THD WTD rms, cross-talk better than 60dB at 1 KHz, 0dB, erasure better than 60dB below saturation level at 1 KHz and total

harmonic distortion less than 1.0 percent at 400Hz, 0dB (ZX, EXII tapes) and less than 1.2 percent at 400 Hz, 0dB (SX tape).

And if you're not sure about all that technical jargon, it means, quite simply, that the Nakamichi 480 performs brilliantly. But don't take our word for it. Experience the difference Nakamichi technology makes to high fidelity sound reproduction by visting your nearest Nakamichi dealer.



 **Nakamichi**
Products of unusual creativity and competence.

For further information contact:

Convoy International, 4 Dowling Street, Woolloomooloo, NSW. 2011. Phone (02) 358-2088.

*Recommended retail price

The Crown PSA-2 "self-analysing" professional amplifier

Preceded by a reputation for reliability and performance, Crown amplifiers are well known in professional music production spheres. Their reputation is well deserved, as can be seen from this review.

IN THE BIG LEAGUE, the Crown Amplifiers have had a notable reputation as being among the foremost amplifier designs suitable for professional and to a lesser extent, amateur usage. Most of the large rock shows produced in Australia, America and Europe have utilised Crown amplifiers which have built up a reputation for reliability and performance.

The PSA-2 is the latest of the Crown amplifiers to reach this country and has a number of unusual features. The frontal area of this amplifier has a series of vertical louvre grilles to provide enhanced ventilation; a central section containing a series of red, green and amber light emitting diodes to indicate the operating conditions of the amplifier and two volume controls for the left channel/right channel and power on/off switch.

The displays indicate standby mode, the presence of an output signal in either the left or right channel and a set of red lights to indicate overload in either channel. The seventh light indicates that the power is on and it seems almost redundant when the

operating functions of the other lights are considered. The rear of the amplifier is far more interesting than the front and features the heaviest mains cord we have ever seen; a self-contained cooling fan thermally activated by load conditions and a plug-in module to provide balanced input capabilities. These feature Cannon type connectors to meet professional requirements and balanced input circuit facilities than an amplifier of this professional class calls for.

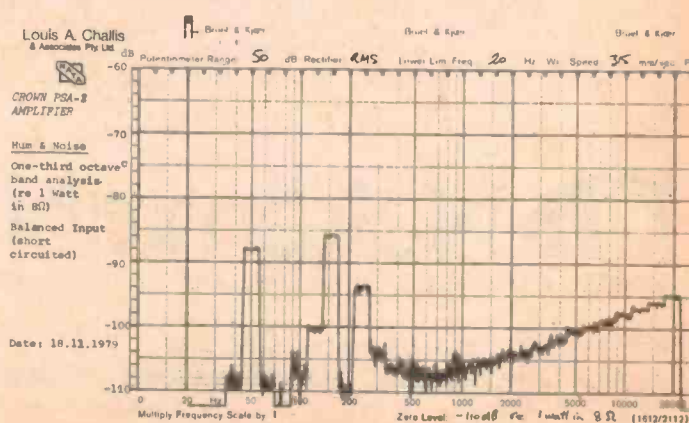
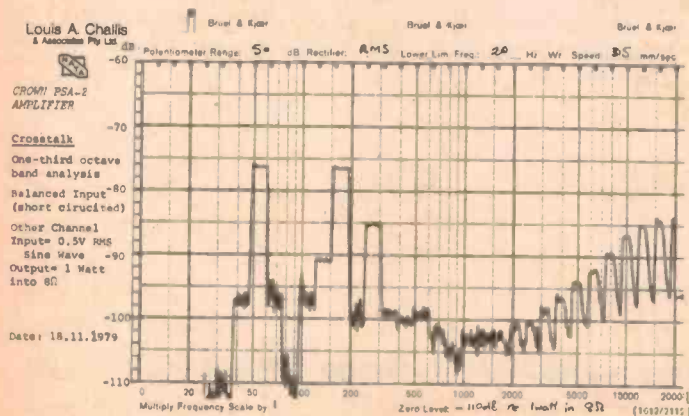
The design


The PSA-2 amplifier balanced input module is particularly interesting. It contains high pass and low pass filter modules based on three-pole Butterworth filters, roll offs of 18 dB per octave. These operate at 50 Hz and 15 kHz respectively when either switch is selected. The unit also contains a built-in compressor which provides 14 dB of compression for use with live shows. This is adjustable from the overload level threshold to 12 dB below that. The unit also contains an internal generator which produces a 50 Hz to 20 kHz wide spectrum for testing the

overall performance of the amplifier.

Unlike other amplifiers this unit is intentionally designed for single-ended push-pull driving. Under these conditions both component amplifiers can be set in the mode with each of them being 180° out of phase to the other. The amplifier then functions into a single load as a single amplifier in situations calling for the maximum power drive into a single load. To simplify the task, the output sockets are arranged in a square block so that the plugs on the standard 20 mm spacing can be either pushed into the individual channels or alternatively the two active terminals of each of the amplifier sections when used in the single amplifier mode. The unit contains a switch on the back panel to select this mode of operation without the fuss and bother of checking connectors and incorporating a phasing transformer.

The inputs to the amplifier are either single-ended tip-and-sleeve or balanced Cannon type sockets. The amplifier incorporates self-protection against power overloads and output short-circuiting. It is robustly constructed in a steel chassis with a solidly constructed





perforated steel lid to provide combined ventilation and protection.

The primary output stage of the amplifier uses complementary symmetry Class A/B stages having circuitry which is significantly different from previous Crown amplifiers. The most important difference is the method of supplying positive current from the positive output stage and negative current to the negative output stage by means of two high voltage supplies. The common point between the two output stages is ground.

The unit also departs from previous Crown Amplifiers in that the overload protection circuit takes the signal from the output stages referenced to ground and feeds these back to the balanced input stages to reduce their drive level, and thereby protect the output stage. The internal logic also provides current protection and thermal protection for the unit. When the protection circuit logic detects an anomaly it removes power from the Vcc supplies and this protection cycles the amplifier from standby mode to operate normally, depending on the nature of the problem.

The high voltage transformer windings also provide a logic current signal when excessive currents are drawn and a further section of the logic switches on the cooling fan when the internal temperature exceeds 47°C.

On test

The objective testing of this amplifier was, in the main, relatively straight forward. With an unbalanced input, the amplifier provides a dc to 73 kHz bandwidth, whilst with a balanced input this changes to 2.6 Hz to 53 kHz bandwidth.

The sensitivities of 42 mV for the unbalanced input and 10 mV for the balanced input, providing 1 watt into 8 ohms, are adequate for almost any professional application and quite a few amateur ones as well. The input impedances of 20k for the direct and 10k for balanced input are also in keeping with what most professionals would want. The output impedance is less than 50 milli-ohms at 1 kHz and in most professional situations the real output loading would be determined by the cabling rather than the amplifier.

The harmonic distortion of this amplifier is relatively low and tends to be dominated by the second harmonic at all frequencies. The distortion measured with direct versus balanced input, is superior with the balanced input at low frequencies but is markedly better with the unbalanced input at high frequencies.

The harmonic distortion characteristics are superior to what most professional applications would call for, both at rated power (both channels driven) or even at 1 watt output. There is not a lot to separate the distortion characteristics at 1 watt and 200 watts and although these figures are not the lowest we have seen, they are most certainly amongst the lowest.

Our standard transient intermodulation distortion test could not be performed effectively because of the operation of the internal protection circuit. At lower levels the transient intermodulation distortion figures were quite exemplary. The signal-to-noise ratio and hum levels of the unit were also exemplary and considering the size of the unit, amongst the best that we have seen. The maximum output power

is voltage limited and because of the self-protecting circuitry, limits the ability to examine, or artificially produce, power levels which are dangerous.

The protection circuit is inaccessible and as we subsequently discovered in the event of something going wrong you have to remove the cover to get access to the last line of defence which in this case is provided by fuses. The self-analysing characteristics of the amplifier make it a little harder to test than many of its competitors. Firstly, when trying to perform overload tests the unit automatically switches in attenuation near the input stage. This avoids the catastrophic problems of the type which are the rule rather than the exception with professional amplifiers. For this reason, we had to resort to a series of unusual ploys in order to determine how well the amplifier would withstand heavy professional use.

The first of these was to set the amplifier up with single ended push-pull drive connections with an output power of 700 watts into an 8 ohm load. After one and a half hours with this signal an internal fuse blew without the normal protection circuit being activated. By this time the large power resistors in our load were beginning to glow cherry red! After the fuse was replaced the testing continued without a hitch.

Subjectively

To use the full subjective characteristics of this amplifier requires a set of speakers substantially larger than those which we have available in the laboratory. Even in our listening room with all our speakers in parallel we would be hard pressed to provide a load commensurate with the capabilities of this amplifier.

Instead of trying to evaluate its high power capability subjectively, we connected up two sets of speakers in parallel (with a load impedance characteristic of 8 ohms or greater) in order to see how it performed. With an unbalanced input to each channel and just the low frequency filter switched in (to attenuate the dc component and thereby protect our speakers), the output was clean, uncoloured, undistorted and without any significant trace of hum or noise. That is, noise from the electronic side of the amplifier

as opposed to the mechanical side.

What we soon found was that with large power dissipation into the load, the cooling fan cycled into operation and added a new unwanted spectrum of noise that the manufacturer's electronic specification tacitly ignores. With a rock band playing and sound pressure levels in the range 90 to 120 dB, this would not matter but in quiet listening rooms of a residence the fan noise level is rather disturbing. When we reduced the power levels down to something less than 25 W RMS this problem disappeared and the unit behaved in much the same way as any other amplifier.

We played a series of excerpts from the I.E.C. TC29 test tapes and direct cut records where the transient signals have dynamic ranges exceeding 60 dB. Under these conditions, the amplifier provided faultlessly clean output because we were unable to overload the system. Under normal listening conditions we were unable to activate the protection circuit although we are satisfied that our objective testing shows that this works exceedingly well.

Summary

The Crown PSA-2 self-analysing amplifier is an unusually well built unit. Its protection circuit, whilst not faultless, is certainly significantly better than any we have previously seen. With a dc to 73 kHz bandwidth, it would be equally suitable for use as a servo amplifier in laboratory studies, as a professional amplifier in a disco or at a rock concert. With the quality of its construction and flexibility of its input circuitry it would be hard to beat as an all-purpose amplifier for the professional — or even the well heeled amateur.

THE CROWN MODEL PSA-2 PROFESSIONAL SELF-ANALYSING AMPLIFIER

Dimensions: 480mm wide x 190mm high x 430mm deep, designed for 19" rack mounting.

Weight: 25.8kg Price: \$2250

Manufactured by Crown International, Indiana, U.S.A.

Absolute copyright in this review and accompanying measurements is owned by Electronics Today International. Under no circumstances may any review or part thereof be reprinted or incorporated in any reprint or used in any advertising or promotion without the express written agreement of the Managing Editor.

Our Ref: E35



Louis A Challis and Associates Pty Ltd

MEASURED PERFORMANCE OF CROWN PSA-2 AMPLIFIER (S.N. 10507)

FREQUENCY RESPONSE:

(-3dB re 1 Watt, 0.5V
Input to Auxiliary)

Direct Input

Left: DC to 74kHz
Right: DC to 73kHz

Balanced Input

Left: 2.3Hz to 53kHz
Right: 2.6Hz to 54kHz

SENSITIVITY:

(for 1 Watt in 8Ω)
Direct:

Left

42mV

Right

42.5mV

Balanced:

10mV

9.5mV

INPUT IMPEDANCE:

Direct:

Left

20kΩ

Right

20kΩ

Balanced:

10kΩ

10kΩ

OUTPUT IMPEDANCE:

< 50 milliohms (0.1 kHz)

HARMONIC DISTORTION:

(At rated power of 220 Watts
into 8Ω = 41.9 Volts)

	100Hz		1kHz		6.3kHz		dB
	D	B	D	B	D	B	
2nd	-76.4	-80.4	-83.1	-78.5	-87.1	-68.7	dB
3rd	-78.0	-80.6	-	-80.0	-93.2	-87.3	dB
4th	-84.8	-90.5	-90.5	-85.3	-	-78.3	dB
5th	-90.3	-94.5	-	-	-	-	dB
THD	0.02%	0.014%	0.008%	0.016%	0.005%	0.039%	

HARMONIC DISTORTION:

(At 1 Watt into 8Ω)

	100Hz		1kHz		6.3kHz		dB
	D	B	D	B	D	B	
2nd	-75.3	-77.6	-	-87.1	-82.9	-82.3	dB
3rd	-78.2	-77.0	-87.4	-91.6	-85.5	-79.0	dB
4th	-85.0	-85.8	-	-91.9	-85.1	-82.7	dB
5th	-89.5	-	-	-	-	-	dB
THD	0.022%	0.02%	0.004%	0.006%	0.01%	0.015%	

TRANSIENT INTERMODULATION DISTORTION:

(3.15kHz square wave plus 15kHz sine wave, 4:1 ratio - DIM 30)

Direct input protection triggers at 0.5 Sine Wave equivalent P/P output (appears to be voltage function as occurs at same voltage level irrespective of load)

NOISE & HUM LEVELS:

(re 1 Watt into 8Ω)

(with volume control set for 1 Watt
output with 0.5V input)

Direct: -75dB (Lin) -90dB (A)
Balanced: -82dB (Lin) -90dB (A)

MAXIMUM OUTPUT POWER AT CLIPPING POINT:

(IHF-A-202)

150V p-p

(20ms burst repeated at 500ms
intervals)

= 352 Watts

Dynamic Headroom = 2.0dB (re 220 Watts)

28.11.1979

JBL's 4311 STUDIO MONITOR.

NOW IT'S NOT FOR STUDIOS ONLY.



JBL
FIRST
WITH THE
PROS.

JBL is making its most popular studio monitor available to everyone.

It's a 3-way, high-efficiency system that gives you wide range response. And, because it's compact for use in small studios, and is finished in hand-rubbed walnut, it's perfect for your living room or den. The JBL 4311 compact studio monitor.

For details and demonstrations visit us
THE PROFESSIONALS IN JBL

insound

PTY. LTD.

108 WEST ST., CROWS NEST
929 2714 92 1498

SPECIALISTS IN HOME INSTALLATIONS
AND BUILT-IN SOUND SYSTEMS.

— PTY. LTD. —
DELSOUND
BRISBANE

LEADER INSTRUMENTS

Leader

Provides one of the best known ranges of instruments available to the professional and hobbyist today.

Leader

Instruments cover the whole range from audio through to U.H.F.

Leader

Instruments include digital frequency counters and multimeters, oscilloscopes, RF and Audio signal generators, bench power supplies, audio system analysers, LCR bridges, TV/FM sweep generators, PAL pattern generators. There are many more in the catalogue.

Leader

also provides a special range for the radio amateur — DIP meter, power and SWR meters to 500 MHz, 3 inch oscilloscope and antenna coupler.



For further information
write or call:

DELSOUND PTY. LTD.
1 Wickham Tce. (Cnr. Wharf St.)
Brisbane. Phone 229-6155.
Wholesale and Retail suppliers of
Electronic Hardware and
Components.

480
580
582
680

THE NEW
GENERATION
FROM NAKAMICHI

Nakamichi


Leisure Sound

THE COMPLETE RANGE OF NAKAMICHI CASSETTE DECKS ARE
AVAILABLE NOW FROM \$399 (Model 480) AT LEISURE SOUND.

(Prices subject to change without notice.)

401 Pacific Hwy.,
ARTARMON, N.S.W.
(Near Epping Hwy.)
Open all day Saturday
Phone: 438-4166

387 George Street,
SYDNEY, N.S.W.
(Between King & Market
Streets)
Phone: 290-1533



NATIONAL PANASONIC had a stand at a recent trade exhibition for video products held in Wembley, UK. Their two prize products — and proud of them they were, too — were a video surveillance system (in various models) and a multistandard video recorder. The latter machine is not only a fascinating instrument, but useful too. It will play both American (NTSC) and European (PAL) pre-recorded video tapes.

Now where would there be a market for such a machine (expensive, too!)? North Africa. Saudi Arabia, to be precise. Caught in a mix of both American and European cultural influences, they are also caught in a mixture of American and European technological influences. There's also plenty of money. Hence the opportunity to market a multi-standard video recorder. No flies on National.

There also happens to be a roaring trade in video tapes in Saudi Arabia, principally in sports programmes and what are generally described, rather coyly, in Western circles, as "skin flicks".

Now, National — being sensitive to their refined surroundings — weren't demonstrating the machine with salacious tapes (well not that we heard,

anyway). Nevertheless, the temptation of it's possibilities obviously proved too much for one wily young Turk . . . er, um . . . Arab (maybe it was one of the Britons . . . somebody, anyway).

One afternoon, the bulky merchandise vanished. Gone. Untraceable.

The National Panasonic reps manning the stand had little to say on the matter. Undoubtedly their faces were looking rather as if someone had severely maladjusted the hue control.

The (now missing) equipment had been on display in full view of their surveillance equipment.

Words are not inanimate objects

They play tricks on you.

Your verboploerotic editor is convinced that certain words are destined for a hyperactive life of their own making.

Take the word "Skylab", for example. It's a proper noun, but you won't find it in the Shorter Oxford, let alone the Concise Oxford.

It happens to be an 'invented' word. History may record that it commenced life as an adjective. History may also record that it remained in the language as an adjective — "doing a Skylab",

has been heard around already, usually in reference to some spectacular personal disaster.

And talking of disasters, Skylab almost caused a disaster to our October cover. Just take a quick peek at the issue. Right, Spacelab featured on the cover.

When the cover artwork was being made up, all was prepared and checked ready to send to the printers. In due course, the printers returned a 'proof' of the cover. Several minor changes were necessary and the proof was returned with corrections. When the second proof came back, all seemed in order. Just as it was to be "OKd" for printing somebody spotted the word "SKYLAB" on the front cover . . . wasn't the feature article about Spacelab?

It sure was.

See what I mean about words not being inanimate objects?

That little word 'Skylab' had crept onto the cover totally unnoticed, despite the cover artwork and proofs being seen twice by about six people.

A hasty check of all the other copy associated with the feature revealed no further evidence of the wrong word — it was Spacelab all the way.

Gaaahhgh!!

REAL HI-FI

AND IT'S ALL IN OUR COLOUR CATALOGUE

The truth is, JVC have always produced real hi-fi components and we believe this current range represents JVC's finest range ever. Here are some real innovations and performance features to whet your appetite:— Quartz locked turntables with uncanny accuracy; Receivers/Amplifiers, some with built-in SEA Graphic Equaliser and DC, class A/B amplification; Cassette deck with JVC automatic computerised tape tuning; Computer designed

speaker systems; Separate but matching JVC components designed to compliment one another, perfectly. And all this real hi-fi know-how is yours ...merely for the asking.



**If you think they look different,
wait till you've heard them!**

FREE OFFER COLOUR HI-FI CATALOGUE

Just fill out this coupon and we'll fill you in on what's available and new in terms of JVC hi-fi entertainment...and it's all FREE!

Name _____

Address _____

Postcode _____

WT1323/ETI/79

I am especially interested in...

- Cassette Decks
- Matching Systems Amplifiers
- Speakers
- Turntables
- Receivers

Just address your envelope to...
JVC Hi-Fi Advisory
Service,
Post Office Box 307,
North Ryde,
N.S.W. 2113

JVC

the right choice

TECHNICS AMPLIFIERS MEET THEIR MATCH... TECHNICS TUNERS.



With the same clean, attractive styling and performance standards found throughout the range of Technics amplifiers, Technics tuners are the perfect companion.

Shown above is the SU-8044 integrated DC amplifier and ST-8044 tuner. The amplifier delivers 38 watts per channel output — plenty of power for dynamic sound.

Technics renowned waveform fidelity — the accurate reproduction of musical waveforms — has been achieved by eliminating coupling capacitors. The result is distortion-free amplification over a wide and flat frequency range with total harmonic distortion a mere 0.02%.

On the SU-8044 model highly accurate, easy-to-read FL (fluorescent) meters replace conventional needle-type meters for peak power indication.

The matching ST-8044 AM/FM Stereo tuner features five LED's to indicate signal strength in a linear progression. When all are lit then the best possible reception has been achieved. You are then able to utilise the active servo lock to eliminate frequency drift.

You can write to Technics Advisory Service for further facts and figures but the real test is listening . . . at your nearest Technics dealer.

For a National Technics catalogue, please write to:
Technics Advisory Service, P.O. Box 278, Kensington, N.S.W. 2033



Technics
hi-fi

T79.28