




RADIOKES

1938

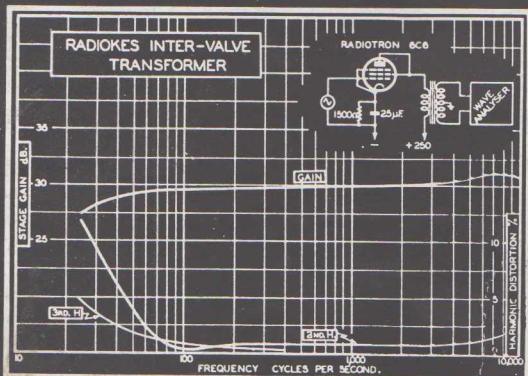
CATALOGUE



RADIOKES PTY., LIMITED... SYDNEY




AUDIO TRANSFORMER




AUDIO TRANSFORMERS

Extensive research into alloy cores and transformer designs, coupled with the fact that Radiokes has been making audio equipment for 12 years, has enabled the production of a transformer second to none for performance and reliability, as evidenced by the production of types HFA and HFB high fidelity equipment, the latter type, HFB, having a response within five decibels between 50 and 10,000 cycles. Expert knowledge and long experience is built into every transformer; there are types for most standard valves and circuits in standard and wide-range types.

Type No.	Application.	Suitable Valves.	Price.
AF-3	"A" class single coupling transformer.	Match triode types 56, 76, 30, 55, 85, 6C5, etc.	20/-
AF-3C	"A" class push-pull trans.	Match triode types 56, 76, 30, 55, 85, 6C5, etc.	21/-
AFI	High impedance audio choke 230 henries.	Matches plate resistance pentode valves such as 6C6, 57, 6J7, etc.	18/6
AFB	"B" class input transformer.	Suitable for battery valves, typical combination 30 and 19 or B240. Also suits 49's, etc.	18/6
AFAB	Class "AB"	Using Pentode output valve as a triode driving pentodes in "AB" class. Typical combination 2A5 (triode) and two 2A5's ("AB"), or 42 driver and two 42's output.	28/6
HFA	"A" class High Fidelity transformer Wide Range A.C. type.	Suitable for 6A3 or 250, etc.	60/-
HFB	Same as HFA, but B class. For A.C. and battery amplifiers.	Suitable for 19, 53, 79, etc., or driver tubes 30, 56, etc.	60/-



TWA-3 TRI-WAVE BOX



DWA-1 DUAL-WAVE BOX

COIL ASSEMBLIES

DWA-1 DUAL WAVE BOX. A special manufacturers' type dual wave box without gang condenser. Broadcast coils are Litz wound in Pi sections. 16-50 and 200-550 metres, 465 k.c. for use with 6A8 oscillator. Aerial and oscillator coils only are included (no R.F.). Also supplied for Octode valves. Uses two T-465 I.F. transformers for A.C. valves, or two type T-465B for battery valves.

DWA-1 box, without gang condenser £2/15/-

DWA-3S DUAL WAVE BOX. New coil assembly built in sections which are removable and replaceable. It incorporates high selectivity Pi wound Litz wire broadcast coils, new improved and very accessible trimmers, and has variable padding on both broadcast and short-wave bands. The coil assembly is tested and aligned with the gang condenser supplied. It can also be supplied for the Octode valve and uses two air dielectric iron cored I.F. transformers, type AD-465.

DWA-3S box, with gang condenser £6/6/-

TWA-3D TRI-WAVE BOX. This unit has been built in three sections, the first section housing aerial coils, the second R.F. coils, and the third oscillator coils. Complete and most effective brass shielding between each section gives complete stability with a minimum of loss due to close coil shields. Broadcast coils are of the new iron core type, Litz wound, giving unequalled sensitivity and selectivity. The TWA-3D assembly covers an unusually wide frequency range from 13-27 and 31-80 metres on short-wave and the usual broadcast band, 200-550 metres. The use of type AD-465 I.F. transformers completes a coil kit which definitely has no equal. Circuit diagram is included with every box.

TWA-3D box, complete with gang condenser £6/17/6

ORDERING: When ordering boxes for Octode tube, add "O" to the type number; for battery tubes add "B," and for battery Octode add "OB."

TUNING COILS—LITZ WOUND

TYPE BC2. Wound in two Pi sections on $\frac{3}{4}$ " former. High impedance primaries. Shield can 2" dia., $2\frac{3}{4}$ " high. Mounting centres: $1\frac{1}{8}$ ". Inductively coupled bandpass coil available.

TYPE BCS. Wound in two Pi sections, similar to BC2, but housed in small square can. Shield can: $1\frac{3}{8}$ " x $1\frac{3}{8}$ " x $2\frac{3}{8}$ ". Mounting centres: $1\frac{1}{8}$ ".

TYPE BIC. Iron core coils wound on high-efficiency Sirufer cores. The most efficient coil made, with amazing sensitivity and selectivity. Can is same as BCS.

TYPE DIC. Dual wave iron core coils, using the new Sirufer cores, complete with ceramic trimmers in top of can. 18-50 and 200-550 metres, for 465 k.c. only. Shield can: $2\frac{1}{4}$ " diameter, $4\frac{1}{4}$ " high.

All Radiokes coils are individually matched to standard, and it is now possible for constructors to order any combination of coils to suit their requirements. It is necessary to specify the intermediate frequency when ordering oscillator coils. Aerial and R.F. coils are all standard and are for 400 mmfd. type "F" Stromberg-Carlson condenser.

When ordering oscillator coils for the Octode tube, add "O" to the type number. If for battery operation, add "B" to the type number. For battery Octodes add "OB." All coils are for standard tubes, such as 6A7, 6D6, and for such Continental tubes as EF5 and EK2 or their equivalents.

DETAILS OF OSCILLATOR COILS—A.C. OPERATION

Type No.	Application.	Standard Converter Valve.	Frequency.	Suitable I.F.'s	Suitable Padder.	Price.
BC2-465	Oscillator	6A7, 6A8, 6A8G	465 k.c.	T-465	IP-7	5/9
BC2-175	Oscillator	6A7, 6A8, 6A8G	175 k.c.	T-175	IP-11	5/9
BC2	Aer. or R.F.					5/9
BCS-465	Oscillator	6A7, 6A8, 6A8G	465 k.c.	QS-465	IP-7	6/-
BCS-175	Oscillator	6A7, 6A8, 6A8G	175 k.c.	QS-175	IP-11	6/-
BCS	Aer. or R.F.					6/-
BIC-465	Oscillator	6A7, 6A8, 6A8G	465 k.c.	QIC-465	IP-7	10/6
BIC	Aer. or R.F.					10/6
DIC-465	Oscillator	6A7, 6A8, 6A8G	465 k.c.	AD-465	IP-7	15/6
DIC	Aer. or R.F.					15/6

For Octode tube, add "O" to type number.

BATTERY OPERATION. Add "B" to type number of oscillator coil and I.F. transformers. For battery Octode, add "OB." Standard battery converter valves 1A6 or 1C6.

All coils are subject to a special baking process to remove any moisture from the coil, and are specially "flash dipped" to give the highest "Q" factor. All coils are "Q" meter tested, and a guaranteed tolerance given on both capacity and inductance.

POWER CHOKES



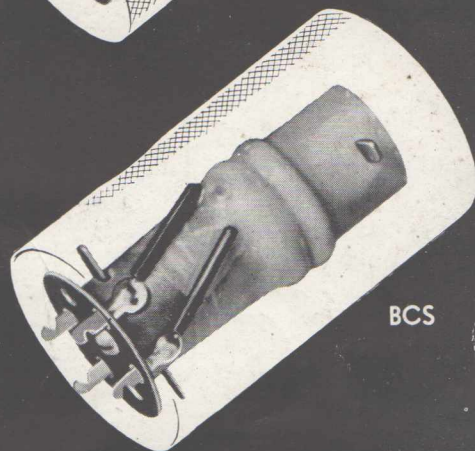
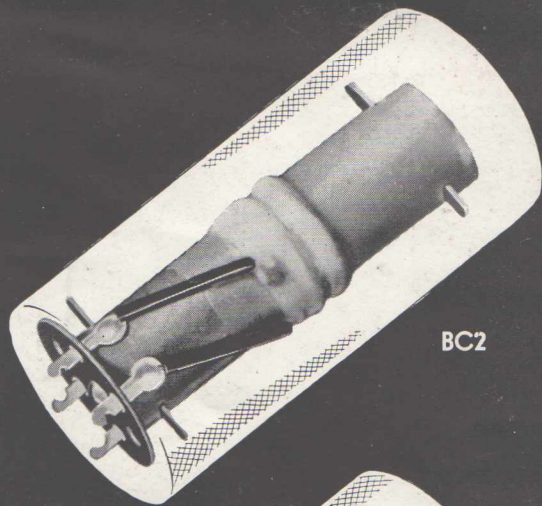
TYPE C-50. Same in appearance as our audio transformers. (See page 2). Has a very generous core and is very effective for filtering small current up to 60 m.a.

TYPE C-100. Same as above type C-50, but built on heavier core and has heavier windings.

TYPE C-150. A very efficient heavy duty choke for use where perfect filtering is necessary. Built on heavy core and provided with handsome upright cover shields, is really a small replica of the midget power transformer fitted with the requisite air gap.

TYPE C-200. Identical in appearance with the above type C-150, but is built on a heavier core and wound with heavier wire.

Type No.	Henries.	M.A.	Price.
C-50	30	50	10/6
C-100	30	100	12/6
C-150	30	150	17/6
C-200	30	200	22/6



I.F. TRANSFORMERS

TYPE "T". Coils are Litz wound on low loss tubing, and the large can diameter makes this a very efficient air core unit. Tuning condensers are of the low loss ceramic type. Coils are specially impregnated to prevent moisture effects in any climate. Can is 2" in diameter and 4" high, with 2" mounting centres.

TYPE "ST" SQUARE. These are electrically similar to the "T" type transformers, but differ in size and shape. The shields measure 4" x 1 3/8". The outstanding features of these new units is the extra gain and selectivity provided; coils are Pi wound Litz.

TYPE "QS" SQUARE. Constructed in the same manner as the QIC types, the new QS air core transformers set new standards of selectivity and sensitivity. This is undoubtedly due to the unique low-loss construction and the use of a high efficiency ceramic base. Square can measures 4" x 1 3/8" x 1 3/8", with 1 1/8" mounting centres.

TYPE "QIC" IRON CORE. Coils are Litz wound in narrow Pi sections, leads are rigid and placed down the corners of the can, and the unit is completed with a high efficiency ceramic base. These transformers, being iron core types, show an unusually high degree of sensitivity and selectivity. Square can measures 4" x 1 3/8" x 1 3/8", with 1 1/8" mounting centres.

TYPE "MIC" IRON CORE MIDGET. The high efficiency, small size unit. Coils are Litz wound directly on the iron cores. Leads are rigid and are spaced down the corners of the can to eliminate capacitive coupling. Ideal for car radios or portables. Square can measures 2 3/8" x 1 3/8" x 1 3/8". Mounting centres: 1 1/8".

TYPE "SIF" SIRUFER CORE. Remarkably efficient in gain and selectivity. On an actual laboratory receiver, employing a single 465 k.c. I.F. stage and feeding into a diode, a stage gain of over 100 was obtained with a selectivity of 56 k.c. at X 10,000. These results show considerable advantages over the average I.F. transformers. The cores are mounted on low loss high grade bakelite, the can measures 2" x 2" x 4 1/2", and the trimming screws may be adjusted through holes in the side of the can.

TYPE "AD" LABORATORY INTERMEDIATES. The new AD I.F. is a laboratory product of extreme efficiency. The coils are Litz wound on ground tubing, having an iron core and tuned with special air dielectric condensers. These transformers provide extreme selectivity and sensitivity, and hold the constants accurately through wide changes of temperature and humidity. Can is 2 3/8" in diameter and 5" high.

TYPE "APV" VARIABLE SELECTIVITY AIR DIELECTRIC. New laboratory type I.F. transformers of variable selectivity type, designed for use where the utmost precision and efficiency is desired. Coils are Litz wound directly on the iron cores, eliminating all formers and their consequent losses. Air dielectric trimmers are conveniently located in the top of the can, and these units will hold their frequency over wide changes in temperature and humidity. It is possible to control coupling from the top of can with this I.F. transformer. Can measures 4 3/8" high and 2 1/4" diameter.

Type No.	Frequency.	List Price.
T-465	465 k.c.	5/6
T-175	175 k.c.	5/6
ST-465	465 k.c.	8/6
ST-175	175 k.c.	8/6
QS-465	465 k.c.	7/6
QS-175	175 k.c.	7/6
QIC-465	465 k.c.	12/6
MIC-465	465 k.c.	10/6
SIF-465	465 k.c.	17/6
AD-465	465 k.c.	16/6
APV-465	465 k.c.	21/-

For battery tubes, add "B" to type number, viz. T-465B.

All Radiokes I.F. transformers are subject to special "Q" meter tests, and a guaranteed tolerance given on both capacity and inductance, and a special impregnating process is used in the treatment of all I.F. coils.

T 465

ST 465

QS 465

SIF 465

AD 465


POWER TRANSFORMERS

Radiokes power transformers are wound with the finest grade materials obtainable. All wire is heavily insulated with enamel. The insulation used between layers is the finest high test insulating paper. Windings are accurately made on the latest type machines, giving perfect layer winding and no crossed turns. Secondaries are wound in two sections, ensuring accurate voltages each side of the centre tap and least likelihood of breakdown.

Type "L" power transformers are now entirely universal, having five primary tappings, as well as both 6.3 and 2.5 volt filament windings. This feature will eliminate many special types and widen the application of any particular transformer. All transformers are fitted with electrostatic shields.

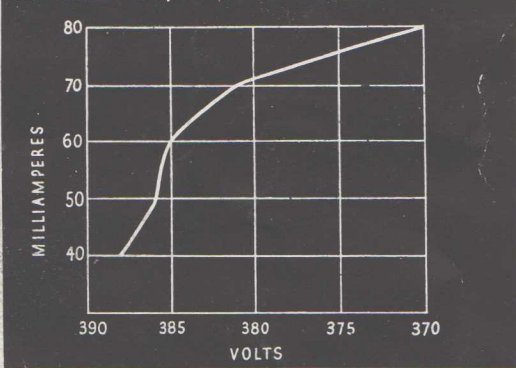
An elaborate system of tests ensures uniform quality of Radiokes transformers. Each transformer is tested at various stages of its manufacture, thus eliminating the possibility of faulty units leaving the factory. Each winding is checked for voltage at its full load, with precision meters. Finally, the transformer is subjected to heavy load and given a 2,000 volt A.C. insulation test.

Appearance is of a very high standard. Cores are lacquered black, and covers are bright silver finish.


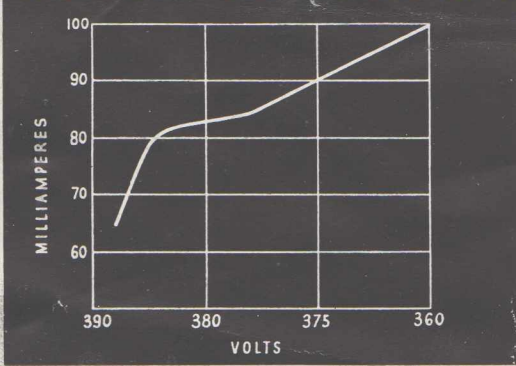


U-TYPE POWER TRANSFORMER

RADIOKES 60 M/A POWER TRANSFORMER CURVE



RADIOKES 80 M/A POWER TRANSFORMER CURVE



L-TYPE POWER TRANSFORMER

Type No.	Primaries.	Secondaries.	Filaments.	Price.
Upright Type				
MU-60 small	220/240/260 or 200/230/250	385/385 60 m.a.	5 volt 2 amp. 2.5 " 4 " CT	19/6
MU-60-6 "	220/240/260 or 200/230/250	385/385 60 m.a.	5 volt 2 amp. 6.3 " 2 " CT	19/6
U-80 large	220/240/260 or 200/230/250	385/385 80 m.a.	5 volt 3 amp. 2.5 " 6 " CT	25/-
U-80-6 "	220/240/260 or 200/230/250	385/385 80 m.a.	2.5 " 3 " CT 5 volt 3 amp. 6.3 " 3 " CT	25/-
U-100 large	220/240/260 or 200/230/250	385/385 100 m.a.	5 volt 3 amp. 2.5 " 6 " CT	28/6
U-100-6 "	220/240/260 or 200/230/250	385/385 100 m.a.	2.5 " 3 " CT 5 volt 3 amp. 6.3 " 3 " CT	28/6
U-150 large	220/240/260 or 200/230/250	385/385 150 m.a.	5 volt 3 amp. 2.5 " 8 " CT	37/6
U-150-6 "	220/240/260 or 200/230/250	385/385 150 m.a.	2.5 " 3 " CT 5 volt 3 amp. 6.3 " 3 " CT	37/6
Level Type				
L-60	200/220/230/240/250	385/385 60 m.a.	5 volt 2 amp. 6.3 " 2 " CT 2.5 " 4 " CT	21/3
L-80	200/220/230/240/250	385/385 80 m.a.	5 volt 2 amp. 2.5 " 5 " CT 6.3 " 2 " CT	27/-
L-100	200/220/230/240/250	385/385 100 m.a.	5 volt 2 amp. 2.5 " 5 " CT 6.3 " 3 " CT	30/6
L-125	200/220/230/240/250	385/385 125 m.a.	5 volt 3 amp. 2.5 " 5 " CT 6.3 " 3 " CT	34/6
L-150	200/220/230/240/250	400/400 150 m.a.	5 volt 3 amp. 6.3 " 3 " CT 6 " 2.5 " CT 2.5 " 5 " CT	40/-

PADDING CONDENSERS AND TRIMMERS

TYPE "IP" PADDING CONDENSERS. The single type of Isolantite base available in four standard sizes. Other capacities to special order. Size of base is 1 5/8" x 1", mounting centres are 1 1/4".

MEC TRIMMING CONDENSERS. This new trimming condenser is a very small, low loss unit, designed for trimming the aerial, R.F. and oscillator coils in dual wave and all wave receivers. The base is only 5/8" x 3/4".

Type No.	Plates.	Min. Cap. Mmfd.	Max. Cap. Mmfd.	Application.	Price.
IP-2S	2	3	35	Trimming s.w. coils	2/6
IP-5	5	200	700	Padding 465 k.c.	2/6
IP-7	7	400	1100	Padding 465 k.c., etc.	2/6
IP-11	11	900	1900	Padding 175 k.c., etc.	3/-
MEC	2	3	30	Trimming Coils	1/-

TYPE "Q" BASES. A square ceramic base for mounting in top of square 1 3/8" shields. I.F. coils can be attached directly to bottom of condenser by centre screw, which also holds the assembly to the shield. Closer adjustment is provided by means of a special rolled thread steel screw with 63 threads per inch and bush crimped to screw.

TYPE "B" BASES. Double round type bases available in two standard sizes. Diameter of base 1 1/8" with 1 1/2" mounting centres.

Type No.	Plates.	Min. Cap. Mmfd.	Max. Cap. Mmfd.	Application.	Price.
Q-2SS	1 1/2	3	30	Tuning short-waves.	3/-
Q-2	2	8	135	Tuning I.F. trans. 465 k.c.	3/-
Q-3	3	25	250	Tuning I.F. trans. 175 k.c.	3/-
B-2	2	10	100	Tuning I.F. trans. 465 k.c.	3/-
B-3	3	55	200	Tuning I.F. trans. 175 k.c.	3/-

VOLTAGE DIVIDERS

The new type contact clip, which locks the adjusting nut, is specially grooved to make soldering easier. The brackets are fitted with a special locking device, of registered design, and are immovable once placed in position. Winding has been improved to withstand higher current without heating.

Type No.	Resistance.	Price.
VD-15	15,000 ohms	2/6
VD-25	25,000 ohms	3/6

VOLUME CONTROLS

Winding and contact mechanism are shielded and isolated from dust, moisture, etc., by a metal cover. Nickel silver contact provides noiseless, even contact and smooth mechanical movement. Thoroughly tested for uniformity, accuracy, and even variation of resistance. Available as rheostats and potentiometers in all values from 30 to 20,000 ohms.

R.F. CHOKES

Types 3-20 and 3-21 are for use in all circuits requiring an R.F. choke of similar inductance. Type 3-22S is especially suitable for use in short-wave or dual-wave sets. The windings are tapered to provide very low distributed capacity at one end for connection to the plate of the valve or the hot connection.

Type No.	Current.	Resistance.	Price.
RR-30	25 amps.	30 ohms	3/9
RP-400	50 m.a.	400 ohms	3/9
RP-1,000	35 m.a.	1,000 ohms	3/9
RP-2,500	30 m.a.	2,500 ohms	4/3
RP-5,000	30 m.a.	5,000 ohms	4/3
RP-10,000	20 m.a.	10,000 ohms	4/6
RP-15,000	20 m.a.	15,000 ohms	5/9
RP-20,000	15 m.a.	20,000 ohms	6/-

Type No.	Turns.	Inductance.	Current Max.	Price.
3-20	600	8.5 m.h.	35 m.a.	1/3
3-21	1,000	25 m.h.	35 m.a.	1/6
3-22S	1,400 4-pies	25 m.h.	50 m.a.	4/6



IP



MEC




Q



B




3-21



3-20



3-22S



VOLTAGE DIVIDER



VOLUME CONTROL

BRIDGE PRINTERY PTY. LTD., SYDNEY.


17-17-0

18-18-

B 6 15

3 1.3

4 13



RADIOKES PTY. LIMITED

— manufacturers of the following
precision radio products:—

- | | |
|------------------------|---------------------------|
| Audio transformers | Power transformers |
| Coil boxes | R.F. chokes |
| Coils and coil kits | Resistors |
| Condensers, midget | Transposition blocks and |
| Dials | Transposed aer. coupling |
| Foundation kits | transformers |
| I.F. transformers | Vibrators |
| Kit-Sets | Voltage divider units for |
| Padding condensers and | vibrator |
| trimmers | Voltage dividers |
| Power chokes | |

Radiokes Factory Representatives or Distributors will give full and careful attention to your enquiries on any of the above products.

FACTORY REPRESENTATIVES:

- | | |
|---|--|
| P. H. PHILLIPS
123 Charlotte Street - - Brisbane | A. J. HUNT
22 Ballance Street, Wellington, N.Z. |
| R. E. TRICKEY & CO.
403 Bourke Street - - Melbourne | F. H. WILSON
Lichfield Buildings, Lichfield Street,
Christchurch, N.Z. |
| R. A. FOWLER
Dilworth Bldgs., Queen St., Auckland,
N.Z. | |

DISTRIBUTORS:

NEW SOUTH WALES:

- | | |
|---|--|
| BLOCH & GERBER PTY. LTD.
46 York Street - - Sydney | MARTIN DE LAUNAY PTY. LTD.
289 Clarence Street - - Sydney |
| FOX & MACGILLYCUDDY LTD.
57 York Street - - Sydney | UNITED RADIO DISTRIBUTORS
PTY. LTD.
234 Clarence Street - - Sydney |
| JOHN MARTIN PTY. LTD.
116 Clarence Street - - Sydney | |

VICTORIA:

- | | | | |
|---|---|---|--|
| HARTLEYS PTY. LTD.
270 Clarence Street - - Melbourne | HEALINGS PTY. LTD.
263 Swanston Street - - Melbourne | HOMECRAFTS PTY. LTD.
211 Swanston Street - - Melbourne | ARTHUR J. VEALL PTY. LTD.
243 Swanston Street - - Melbourne |
|---|---|---|--|

SOUTH AUSTRALIA:

- | | | | |
|---|---|---|--|
| GERARD & GOODMAN LTD.
Synagogue Place - - Adelaide | HARRIS SCARFE PTY. LTD.
Grenfell Street - - Adelaide | NEWTON, McLAREN LTD.
Leigh Street - - Adelaide | OLIVER J. NILSEN & CO. LTD.
49 King William Street - Adelaide |
| A. G. HEALING LTD.
151 Pirie Street - - Adelaide | | | |

QUEENSLAND:

- | | |
|---|---|
| J. B. CHANDLER LTD.
43 Adelaide Street - - Brisbane | TRACKSON BROS. PTY. LTD.
157 Elizabeth Street - - Brisbane |
| EDGAR V. HUDSON PTY. LTD.
284 Edward Street - - Brisbane | |

TASMANIA:

- | | |
|---|---|
| W. & G. GENDERS PTY. LTD.
69 Liverpool Street - - Hobart | W. & G. GENDERS PTY. LTD.
53 Cameron Street - - Launceston |
|---|---|

WEST AUSTRALIA:

- CARLYLE & CO.
915 Hay Street - - Perth

NEW ZEALAND:

- | | | | | | |
|--|--|--|---|--|--|
| THOS. BALLINGER & CO. LTD.
Victoria Street - - Wellington | ELECTRIC LAMP HOUSE LTD.
27 Manners Street - - Wellington | F. J. W. FEAR & CO.
31 Willis Street - - Wellington | JOHNS LIMITED
Chancery Street - - Auckland | A. & W. McCARTHY LTD.
144 Stuart Street - - Dunedin | L. B. SCOTT LTD.
191 Manchester Street - Christchurch |
|--|--|--|---|--|--|